

A Finite-temperature Phase Transition for the Ising Spin-glass in $d \geq 2$

Yan Ru Pei^{1,*} and Massimiliano Di Ventra^{1,†}

¹*Department of Physics, University of California, San Diego
La Jolla, CA 92093*

It is believed that the $\pm J$ Ising spin-glass does not order at finite temperatures in dimension $d = 2$. However, using a graphical representation and a contour argument, we prove rigorously the existence of a finite-temperature phase transition in $d \geq 2$ with $T_c \geq 0.4$. In the graphical representation, the low-temperature phase allows for the coexistence of multiple infinite clusters each with a rigidly aligned spin-overlap state. These clusters correlate negatively with each other, and are entropically stable without breaking any global symmetry. They can emerge in most graph structures and disorder measures.

The $\pm J$ Ising spin-glass¹ is often used as a toy model to study a wide range of disordered systems. Its Hamiltonian is given as

$$H = - \sum_{\langle ij \rangle} J_{ij} \sigma_i \sigma_j, \quad (1)$$

where the coupling $J_{ij} \in \{-1, +1\}$ is uniformly random. Despite its simple definition, there are many basic problems still unsettled², and multiple conflicting conjectures made^{3,4} for this model. One such problem is whether the model experiences a finite-temperature phase transition in $d \geq 2$ or not. In this Letter, we rigorously prove the answer to be positive.

To study the spin-glass transition, it is standard to take two replicas¹, a and b , and look at the overlap of two spins at the same site in different replicas, $q_i = \sigma_i^a \sigma_i^b$. When the spin-glass goes through a transition, it is believed that q will order in some fashion. Therefore, if the critical temperature is finite $T_c > 0$, one would expect certain normalized statistics of q to cross at T_c for different system sizes⁵, or the correlation length ξ of the correlator $\langle q_i q_j \rangle$ to diverge polynomially⁶. However, for the $\pm J$ spin-glass in $2d$, neither behaviors have been observed⁷, leading to the premature conclusion that the spin-glass does not order⁸ in $2d$, or that the critical temperature is zero $T_c = 0$ marginally³.

The conclusion is premature because it is possible for the transition to occur at finite T_c (even in $2d$), while not accompanied by an ordering of q in its spatial average. Furthermore, the transition may not be second order, separating it from the universality classes of percolation⁹ or ferromagnetic ordering¹⁰. This means that looking only at the spatial average or correlation length of q may be insufficient to determine T_c , and would lead incorrectly to the conclusion that $T_c = 0$ in $2d$. In this Letter, we prove that $T_c \geq 0.4$ for the $\pm J$ spin-glass in $d \geq 2$, and that the low-temperature phase is dominated by multiple infinite clusters of rigid spin-overlaps. Their contributions to the spatial average of q may cancel out, making the transition rather elusive.

Recall that for pure or diluted¹¹ systems, only one single infinite cluster dominates the low-temperature phase¹² which in turn breaks a global symmetry, giving us an obvious signature of phase transition. On the other hand, the multiplicity of the infinite clusters of the spin-glass transition is a novel critical phenomenon and does not break any global symmetry, and we need to employ some probabilistic tools to probe it.

To capture this transition and show the stability of the low-temperature phase, we use a graphical representation of the Ising spin glass¹³, where connected clusters are used to represent rigidly correlated spin-overlaps. Our core contribution is the use of an extended contour argument¹⁴ for proving the entropic stability of the low-temperature phase, allowing us to extend the finiteness of T_c for most lattice structures and disorder measures of \mathbf{J} (including continuous ones). The main idea is to consider all the possible contours in the infinite lattice that may restrict the percolation of an infinite cluster, and show that for sufficiently low T , the percolation “strength” of the cluster will overcome the entropy of such contours, giving rise to at least one infinite cluster (or more). The proof is fully rigorous and does not rely on any entropic^{15,16}, saddle-point¹⁷, or scaling⁶ approximations. We corroborate our analysis with Monte Carlo simulations in the supplementary material (SM) **E**.

FK representation– To introduce the graphical representation of the spin-glass¹³, we start with the original Fortuin-Kasteleyn (FK) representation of the ferromagnet¹⁸, or random-cluster (RC) model¹⁹, which is essentially a dependent percolation process⁹. To begin, we consider a graph/lattice $G = (V, E)$ with V denoting the vertex set and E denoting the edge set. Instead of considering directly the Ising spins σ , we focus on the clusters generated by open bonds ω on the edges. We denote the set of bond configurations as $\Omega = \{0, 1\}^E$, where 0 represents a closed bond and 1 represents an open bond. In the ferromagnetic case, every configuration $\omega \in \Omega$ has a nonzero probability given as

$$\mu_p(\omega) = \frac{1}{Z} 2^{k(\omega)} p^{o(\omega)} (1-p)^{c(\omega)}, \quad (2)$$

where $\{o(\omega), c(\omega), k(\omega)\}$ are the numbers of open bonds, close bonds, and connected components respectively. Z is a normalization constant, p is the *density* of the RC

*Email: yrpei@ucsd.edu

†Email: diventra@physics.ucsd.edu

model given as $p = 1 - e^{-2\beta}$, and q is the number of spin-states ($q = 2$ for Ising).

The factor $q^{k(\omega)}$ differentiates the RC model from the standard Bernoulli percolation model (where each bond opens independently). If we assign each connected component a uniformly random spin state, $\sigma_i \in \{-1, +1\}$, then the marginal distribution $\mu(\sigma)$ is the Boltzmann distribution of the Ising ferromagnet at inverse temperature β . Clearly, the existence of an infinite cluster⁹ will imply broken global \mathbb{Z}_2 symmetry, and thus signifies a new phase¹² (the ferromagnetic phase in this case). It is important to note that in the FK representation, the geometric phase transition corresponds *exactly* to the thermodynamic phase transition¹⁹; furthermore, the infinite cluster must be unique as the low-temperature Gibbs state of the Ising model is unique. This correspondence does not hold for other representations based on site-percolation^{7,20} or geometric spin-clusters²¹, where the percolation transition may occur away from the critical temperature and multiple infinite clusters may coexist.

In general, there is often a non-trivial constraint for the coupling of the RC measure to the spin measure^{22,23}. For the Ising spin glass in particular, a bond cannot be open on an edge if the adjacent spins violate the interaction. We refer to this as the Swendsen-Wang (SW) rule²²: $\omega_{ij} = 1$ only if $J_{ij}\sigma_i\sigma_j > 0$. This will not influence the ferromagnetic RC measure, because given any $\omega \in \Omega$, the SW rule is automatically satisfied by assigning each connected component aligned spin states (giving us $2^{k(\omega)}$ possible spin assignments).

However, for an Ising spin-glass with random couplings—see Eq. (1)—, the SW rule plays two prominent roles. First, it forbids the open bonds $\omega = 1$ from closing a negative cycle. (A negative cycle refers to a closed trail in which the product of couplings J returns -1 .) In other words, if the cycle is “frustrated”, then any spin assignment would violate at least one interaction. Second, the relative alignment of two spins, σ_i and σ_j , connected by a cluster is no longer fixed for different bond configurations ω . To see this, we consider two distinct paths connecting the spins²⁴, and if the two paths form a negative cycle, then the alignment of the two spins will be different depending on the path taken. Therefore, in the presence of frustration, the FK representation will suggest a critical temperature much higher than the actual T_c of the spin model²⁵, because having a giant cluster no longer implies a broken \mathbb{Z}_2 symmetry. Clearly, the original FK representation is not suitable for the Ising spin-glass, so we need to introduce a new one¹³. But before doing so, we should motivate the necessity of even using a graphical representation in the first place.

Spin overlaps— For an Ising spin glass, it is believed that the relevant order parameter for studying its phase-transition profile is the spin overlap¹ between two independent replicas a and b given as $q_i = \sigma_i^a \sigma_i^b$. The justification for this is that from the spin overlap correlators, one can obtain the spin correlation statistics to the second moment²⁶, $[\langle \sigma_i \sigma_j \rangle]_{\mathbf{J}}$, which becomes rel-

evant when the first moment vanishes (in the case of symmetric distribution of \mathbf{J}). Therefore, if there is an infinite component where the overlaps q_i are aligned²⁷, then there must be some form of phase transition¹ that we cannot accurately capture (if at all) by the original FK representation.

More importantly, unlike standard percolation⁹ or ferromagnetic ordering transitions¹⁰, the signature of a phase transition in a disordered system may not be a total ordering of \mathbf{q} across the entire lattice. For example, the low-temperature phase may be dominated by multiple infinite clusters of similar sizes (see SM E) but opposite overlaps \mathbf{q} , in which case their contributions will cancel. Therefore, observables that are spatially averaged across the entire lattice, such as the spin-glass susceptibility² $\chi_{\text{SG}} = n[\langle q^2 \rangle]_{\mathbf{J}}$, the overlap distribution $P_J(q)$, or the Binder cumulant⁵ $g(q)$ will be blind to the transition, and in fact may be trivially “washed” into 0 or 1 in the thermodynamic limit². To properly study the existence of infinite clusters (and potentially their spatial structures) we need to make use of a graphical representation of the spin-glass¹³.

Colored bonds— To capture the spatial correlations of the spin overlaps, we choose to use a version of the random cluster representation known as the Chayes-Machta-Redner (CMR) model¹³. The CMR model can be interpreted as a correlated percolation process of two types of bonds, **blue bonds** and **red bonds**, which satisfies the following constraints:

- A blue bond can only be formed if the interaction on this bond is satisfied in both replicas.
- A red bond can only be formed if the interaction on this bond is satisfied in exactly one replica.
- A bond can be closed always.

By construction, a blue bond only allows satisfied interaction states in both replicas, so it has a multiplicity factor of 1. In other words, the blue bond is *rigid*, since adjacent spins in both replicas must satisfy the interactions. This implies that adjacent spin overlaps must be aligned irrespective of the underlying coupling J , and this circumvents the problem of misalignment in the original FK representation. Therefore, if there is an infinite blue cluster, then there is also an infinite “backbone”^{16,28} of correlated overlaps, which signifies a new phase. On the other hand, a red bond allows exactly one satisfied interaction in either replica, so it has a multiplicity factor of 2. The red bond is *soft*, as we can choose to align adjacent

¹ Note that it is not clear how one would extract information on the nature of the phase transition, such as whether the model crosses into a ferromagnetic or a “spin-glass” phase.

² For experimental interests, χ_{SG} is also the non-linear magnetic susceptibility χ_3 , the third-order derivative of the magnetization with respect to an external field.

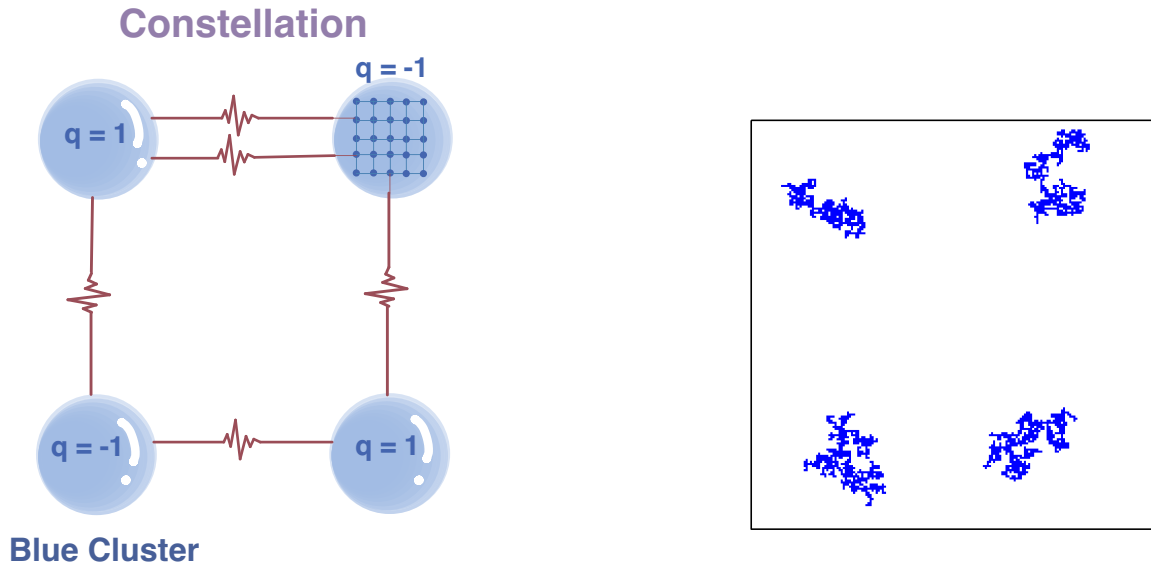


FIG. 1: (Left) A constellation is formed by connecting the blue clusters with red bonds. All the spin overlaps in a blue cluster must be aligned, and adjacent clusters must have opposite overlap states due to the formation rule of the red bonds (see text). In other words, the blue clusters are negatively “entangled” in the constellation. (Right) The $\pm J$ Ising spin-glass on an 200×200 lattice is simulated with parallel tempering. A snapshot of the four largest blue clusters is taken at temperature $T = 1.77$, with all of them being connected in the infinite constellation.

spins in either replica. Contrary to the blue bond, adjacent overlaps of a red bond must be anti-aligned. Finally, a closed bond imposes no restrictions on the interaction states, so it has a multiplicity factor of 4.

Similar to the FK representation, the open and closed bonds have geometric (or Bernoulli) weights associated with them^{23,25}. Since there are now three possible bond states on each edge (blue, red, and closed), there are three (unnormalized) weights associated with them:

$$p_{\text{bl}} = 1 - r^2 \quad p_{\text{re}} = r(1 - r) \quad p_{\text{cl}} = r^2, \quad (3)$$

where r is related to the inverse temperature β as $r = e^{-2\beta}$. To see how the relations between the weights and temperature are derived and how the overlap statistics can be derived from the cluster statistics, we refer the reader to the original paper¹³ or a proof sketch in SM C based on an Edwards-Sokal treatment²³.

Constellation– Multiple blue clusters may be connected by paths of red bonds, generating a super-cluster that we refer to as a **constellation**. Adjacent clusters in the constellation must differ in their overlap states, meaning that they are “entangled” negatively in \mathbf{q} . For sufficiently low temperatures, an infinite component of the constellations will emerge (see Fig. 1) chaining the blue clusters, and that infinite constellation is in fact unique (see SM A). Based on the formation rules of the blue and red bonds, one can check that the following restrictions hold for any cycle in the constellation: 1) any cycle contains an even number of red bonds; 2) a frustrated cycle

contains at least two red bonds. Both restrictions suppress the opening of new bonds (especially blue bonds) if there are already existing bonds populating the lattice, meaning that this is a negatively correlated percolation process which potentially gives rise to multiple infinite blue clusters (see SM A).

In the following discussions, we will show that in a certain range of r , there will be at most one infinite constellation, and at least one infinite blue clusters (which together implies that the number of infinite constellation is exactly one). This suggests that the low temperature phase is characterized by multiple infinite blue clusters negatively connected into a unique infinite constellation. This picture will be supported by Monte Carlo simulations (see SM E and Fig. 1).

Uniqueness of the infinite constellation– The uniqueness of the infinite constellation can be proven using a generalized Burton-Keane (BK) argument^{12,29} for dependent percolation, coupled with a Bayesian procedure to treat disorder (see SM A for a self-contained treatment). In short, to show that the infinite constellation is unique (if it exists), we simply need to prove that the conditional probability of opening a bond (blue or red) on any edge e is strictly between 0 and 1. More formally, for $r \in (0, 1)$, we require that

$$\frac{\sum_{\mathbf{J}} P(\omega_e \in \{\text{blue, red}\} | \omega_{\setminus e}) \mu_r(\omega_{\setminus e} | \mathbf{J}) \nu(\mathbf{J})}{\sum_{\mathbf{J}} \mu_r(\omega_{\setminus e} | \mathbf{J}) \nu(\mathbf{J})} \in (0, 1), \quad (4)$$

where ν is the disorder measure, μ_r is the CMR measure

with density $r = e^{-2\beta}$, and $\omega_{\setminus e}$ is a bond configuration without the edge e .

Note that the strict upper bound of 1 for the conditional probability is trivial, but the strict lower bound of 0 is not, due to the effects of cycle restrictions. Imagine a cycle missing one edge, and we wish to “complete” the cycle by adding either a blue or a red bond without violating the restrictions. If there is an odd number of red bonds, we can simply add another red bond to make it even; if there is an even number of red bonds (≥ 2), then we can add a blue bond to keep it even. The worst case is when there are zero red bonds, yet we wish to complete a frustrated cycle, in which case we cannot add either a blue or a red bond. Naturally, we have to utilize the disorder measure to “flip” the underlying couplings $J \rightarrow -J$ to make the completed cycle unfrustrated, thereby allowing us to at least add a blue bond. Flipping the underlying couplings will incur a Bayesian penalty (see SM B) that is nonetheless finite, meaning that we can still bound the conditional probability of opening a bond away from zero. Altogether, this implies the uniqueness of the infinite constellation.

Note that the existence of an infinite constellation does not sufficiently signify a non-trivial phase transition, because the giant constellation may be composed of many small finite blue clusters that play negligible role in the overlap statistics. To establish a finite-temperature phase transition, we then need to show the existence of *at least* one infinite blue cluster²⁷, consisting of rigidly aligned overlap states. The existence of an infinite blue cluster will automatically imply the existence of a unique constellation as well.

Existence of infinite blue clusters– It is an entirely different matter to study the blue clusters, as we cannot bound the probability of opening (only) a blue bond away from zero. For instance, if there is a cycle with an odd number of red bonds, then a blue bond cannot be added no matter what the underlying couplings are. Not only does this mean the uniqueness of an infinite blue cluster cannot be proven by the BK theorem, but it also means that we cannot apply any stochastic-dominance argument^{12,30} to show its existence either. Instead, to show its existence (but not uniqueness), we make use of a nonlocal contour argument¹⁴, where we prove the finitude of the possible contours that restrict percolation. It is similar to entropic analyses of droplet excitations¹⁶ from the $\pm J$ spin-glass ground state, but differ in being fully rigorous, applicable to any temperature, and extendable to most disorder measures and graph structures.

The contour argument– The goal of a contour argument is to use potential regions of excitation (the contour interior) to “probe” the stability of an infinite cluster of correlated order parameters. If the entropy of the contour is suppressed energetically by the excitation, then the cluster is stable and will not dissociate through energy fluctuations. For a ferromagnet which breaks a \mathbb{Z}_2 symmetry at low temperature, the ordered phase is unique

and its ground state can be taken as the $\sigma = +1$ state (by virtue of symmetry), in which case the excitations are just islands containing $\sigma = -1$ states. However, there are cases where one may be interested in the stability of a phase not characterized by any symmetry breaking or topological order³¹, in which case the ground state is not known explicitly. The contour argument then has to be interfaced with a suitable graphical representation of correlated order, instead of a trivial ground state reference.

In general, a *contour* is the boundary of a subset of vertices. In the case of a planar lattice, it is simply a closed cycle in the dual lattice (and a closed surface in $3d$ and so on) that encloses an arbitrary vertex we refer to as the *origin*. In the context of a graphical representation of spin models, we refer to such contour as being *zero-energy* if the contour encloses a connected component of interest. In our case, a zero-energy contour is any boundary that encloses a blue cluster, or any boundary that does not intersect any blue bond. This parallels the “zero-energy” excitation in droplet theory¹⁶, and if we can show that the number of zero-energy contours is finite (in an infinite lattice), then there must be at least one infinite blue cluster. We here provide a proof sketch of the finiteness of such contours for the square lattice. The reader is referred to SM D for the full details.

Given an origin O , there are less than $l3^l$ contours of circumference l surrounding O (and strictly smaller in higher dimensions³²). Therefore, if the probability that the contour is zero-energy scales at most $\sim 3^{-l}$, then the number of zero-energy contours is finite by applying the Borel-Cantelli lemma³³. However, due to the cycle restrictions of the CMR representation, a blue bond can only be open in a quarter of the contour in the worst case (see Fig. 2 in SM D). Given the multiplicity of the bonds, the probability that the quarter not containing any blue bond is bounded above by

$$\left(\frac{2p_{\text{re}} + 4p_{\text{cl}}}{p_{\text{bl}} + 2p_{\text{re}} + 4p_{\text{cl}}}\right)^{l/4} = \left(\frac{2r}{1+r}\right)^{l/4}, \quad (5)$$

where $l/4$ is the length of a quarter of the contour. This scales at most $\sim 3^{-l}$ when $r = e^{-2\beta} < 1/161$ or $T < 2/\ln(161) \approx 0.4$.

Therefore, if $T < 0.4$, then the number of zero-energy contours is finite, and there must be *at least* one infinite blue cluster. This means that the critical temperature for this transition is $T_c \geq 0.4$ in $2d$. This bound is quite loose, and numerical simulations suggest a higher critical temperature. Nonetheless, this is a rigorous result and applies to higher dimensions and other graph structures with sufficiently undiluted¹¹ disorder measures. This discussion is extended in SM D.

Relation to ordering– In the low-temperature phase dominated by the coexistence of negatively correlated infinite blue clusters, taking a suitable difference of their sizes may allow us to recover the spin-glass order parameter²⁷ q . The number of such clusters in $3d$ appears to be exactly 2 at a unique temperature, and as the temperature is lowered, one of the cluster may begin to dominate

the other, or both may grow at the same rate. The former corresponds to an ordering^{17,34} of q and the latter is non-ordering^{35,36}. However in $2d$, the behavior is much more marginal, as there appear to be 4 infinite clusters coexisting, perhaps due to a higher percolation threshold of the lattice³⁷ (see Fig. 1). Although it is clear that the infinite blue clusters are still stable at finite T , the crossing point of the cluster multiplicity and its relation to q is less clear in $2d$. This discussion is extended numerically in SM E, and further studied in future works.

Conclusions– The result of finite T_c is fairly general, and can be extended most disorder measures including non-symmetric ones, though the Bayesian inference procedure (see SM B) may be more involved¹⁴ and dependent on the underlying graph³⁸. Another potential extension is to generalize the graphical representation to other spin interactions such as the Potts³⁹, clock^{40,41}, or even $O(n)$ models⁴² via suitable correlation inequalities⁴³. A graphical representation of a replicated clock model may parallel recent topics in coloring gain-graphs⁴⁴.

Even though we rigorously established a temperature $T_c \geq 0.4$ below which a novel phase emerges, we can potentially improve the bound with more refined graph-theoretical techniques. However, it is unlikely to obtain the exact T_c without entirely new mathematical or physical perspectives. Furthermore, it is not clear what mechanism is responsible for the generation of these correlated clusters, and what energetic/topological obstructions are preventing these clusters from merging as soon as T_c is crossed. Investigations of these topics will offer new insights into the nature of spin-glass transitions, and may lead to a classification of short-ranged disordered systems based on their universal behaviors.

Acknowledgment– Y.P. thanks G.R. Grimmett, A. Honacker, D.A. Huse, F. Romá, and T. Zaslavsky for discussions. Y.P. also thanks Yuqing Wang for help with the figures. This material is based upon work supported by the Department of Energy under Grant No. DE-SC0020892. The simulation codes are located in github.com/PeaBrane/Ising-Simulation.

-
- ¹ T. Castellani and A. Cavagna, *Journal of Statistical Mechanics: Theory and Experiment* **2005**, P05012 (2005).
 - ² C. M. Newman, *Topics in disordered systems* (Birkhäuser, 2012).
 - ³ A. K. Hartmann and A. Young, *Physical Review B* **64**, 180404 (2001).
 - ⁴ A. Maiorano and G. Parisi, *Proceedings of the National Academy of Sciences* **115**, 5129 (2018).
 - ⁵ K. Binder, *Zeitschrift für Physik B Condensed Matter* **43**, 119 (1981).
 - ⁶ J. Cardy, *Scaling and renormalization in statistical physics*, Vol. 5 (Cambridge university press, 1996).
 - ⁷ J. Houdayer, *The European Physical Journal B-Condensed Matter and Complex Systems* **22**, 479 (2001).
 - ⁸ N. Kawashima and H. Rieger, *EPL (Europhysics Letters)* **39**, 85 (1997).
 - ⁹ A. A. Saberi, *Physics Reports* **578**, 1 (2015).
 - ¹⁰ H. Duminił-Copin, J.-H. Li, I. Manolescu, *et al.*, *Electronic Journal of Probability* **23** (2018).
 - ¹¹ M. Aizenman, J. Chayes, L. Chayes, and C. Newman, *Journal of Physics A: Mathematical and General* **20**, L313 (1987).
 - ¹² A. Gandolfi, M. S. Keane, and C. M. Newman, *Probability Theory and Related Fields* **92**, 511 (1992).
 - ¹³ L. Chayes, J. Machta, and O. Redner, *Journal of statistical physics* **93**, 17 (1998).
 - ¹⁴ E. De Santis and A. Gandolfi, *Annals of probability*, 1781 (1999).
 - ¹⁵ H. Nishimori, *Journal of the Physical Society of Japan* **55**, 3305 (1986).
 - ¹⁶ C. K. Thomas, D. A. Huse, and A. A. Middleton, *Physical review letters* **107**, 047203 (2011).
 - ¹⁷ E. Marinari, G. Parisi, F. Ricci-Tersenghi, J. J. Ruiz-Lorenzo, and F. Zuliani, *Journal of Statistical Physics* **98**, 973 (2000).
 - ¹⁸ C. M. Fortuin and P. W. Kasteleyn, *Physica* **57**, 536 (1972).
 - ¹⁹ G. Grimmett, in *Probability on discrete structures* (Springer, 2004) pp. 73–123.
 - ²⁰ Z. Zhu, A. J. Ochoa, and H. G. Katzgraber, *Physical review letters* **115**, 077201 (2015).
 - ²¹ A. A. Saberi and H. Dashti-Naserabadi, *EPL (Europhysics letters)* **92**, 67005 (2011).
 - ²² R. H. Swendsen and J.-S. Wang, *Physical review letters* **58**, 86 (1987).
 - ²³ R. G. Edwards and A. D. Sokal, *Physical review D* **38**, 2009 (1988).
 - ²⁴ V. Cataudella, G. Franzese, M. Nicodemi, A. Scala, and A. Coniglio, *Physical Review E* **54**, 175 (1996).
 - ²⁵ P. Coddington and L. Han, *Physical Review B* **50**, 3058 (1994).
 - ²⁶ I. A. Gruzberg, N. Read, and A. W. Ludwig, *Physical Review B* **63**, 104422 (2001).
 - ²⁷ J. Machta, C. Newman, and D. Stein, *Journal of Statistical Physics* **130**, 113 (2008).
 - ²⁸ F. Romá, S. Risau-Gusman, A. Ramirez-Pastor, F. Nieto, and E. Vogel, *Physical Review B* **82**, 214401 (2010).
 - ²⁹ G. Grimmett *et al.*, in *Dynamics & Stochastics* (Institute of Mathematical Statistics, 2006) pp. 24–36.
 - ³⁰ R. Holley, *Communications in Mathematical Physics* **36**, 227 (1974).
 - ³¹ M. A. Levin and X.-G. Wen, *Physical Review B* **71**, 045110 (2005).
 - ³² J. Lebowitz and A. Mazel, *Journal of statistical physics* **90**, 1051 (1998).
 - ³³ K. L. Chung and P. Erdos, *Transactions of the American Mathematical Society* **72**, 179 (1952).
 - ³⁴ H. G. Katzgraber, M. Körner, and A. Young, *Physical Review B* **73**, 224432 (2006).
 - ³⁵ F. Hamze, D. C. Jacob, A. J. Ochoa, D. Perera, W. Wang, and H. G. Katzgraber, *Physical Review E* **97**, 043303 (2018).
 - ³⁶ Y. R. Pei and M. Di Ventura, In preparation .
 - ³⁷ H. Kesten *et al.*, *Communications in mathematical physics* **74**, 41 (1980).
 - ³⁸ T. Zaslavsky, arXiv preprint arXiv:1303.2770 (2013).

- ³⁹ H. Duminil-Copin, M. Gagnebin, M. Harel, I. Manolescu, and V. Tassion, arXiv preprint arXiv:1611.09877 (2016).
- ⁴⁰ M. Suzuki, *Progress of Theoretical Physics* **37**, 770 (1967).
- ⁴¹ L. Chayes, D. McKellar, and B. Winn, *Journal of Physics A: Mathematical and General* **31**, 9055 (1998).
- ⁴² M. Aizenman and B. Simon, *Physics Letters A* **76**, 281 (1980).
- ⁴³ J. Ginibre, *Communications in mathematical physics* **16**, 310 (1970).
- ⁴⁴ T. Zaslavsky, *Journal of Combinatorial Theory, Series B* **47**, 32 (1989).
- ⁴⁵ X. Xu, J. Wang, J.-P. Lv, and Y. Deng, *Frontiers of Physics* **9**, 113 (2014).
- ⁴⁶ O. Nikodym, *Fundamenta Mathematicae* **15**, 131 (1930).
- ⁴⁷ J. Ashkin and E. Teller, *Physical Review* **64**, 178 (1943).
- ⁴⁸ B. Barbara, A. Malozemoff, and Y. Imry, *Physical Review Letters* **47**, 1852 (1981).
- ⁴⁹ J. Munkres, *Topology* (Pearson Education, 2014).
- ⁵⁰ J. G. Oxley, *Matroid theory*, Vol. 3 (Oxford University Press, USA, 2006).
- ⁵¹ D. Perera, F. Hamze, J. Raymond, M. Weigel, and H. G. Katzgraber, *Physical Review E* **101**, 023316 (2020).
- ⁵² N. Metropolis, A. W. Rosenbluth, M. N. Rosenbluth, A. H. Teller, E. Teller, *et al.*, *J. Chem. Phys* **21**, 1087 (1953).
- ⁵³ E. Marinari and G. Parisi, *EPL (Europhysics Letters)* **19**, 451 (1992).
- ⁵⁴ J. Houdayer and A. K. Hartmann, *Physical Review B* **70**, 014418 (2004).
- ⁵⁵ Y. R. Pei and M. Di Ventura, arXiv preprint arXiv:2102.04557 (2021).

Supplementary Material

SM A: Uniqueness of the infinite constellation

Let $G = (V, E)$ be an infinite connected graph with finite degrees. We say that G is *amenable* if the ratio of the boundary to the volume of an infinite contour tends to zero, or

$$\chi(G) = \inf \left\{ \frac{\partial W}{W} : W \subseteq V, 0 < |W| < \infty \right\} = 0.$$

Clearly, this property holds for any finite-dimensional lattice structures. Now, if we have a (dependent) percolation process on an amenable graph governed by a probability measure P that is translation-invariant, and furthermore satisfies the *finite-energy* (FE) property, then the infinite component is unique^{12,29}. The FE property is defined as follows:

$$\forall e \in E, \forall \psi \in \{0, 1\}^{E \setminus e} \quad 0 < P(\omega_e = 1 \mid \omega_{E \setminus e} = \psi) < 1,$$

meaning that the “conditional” percolation ratio at edge e is strictly bounded between 0 and 1. In the context the percolation of the constellation (see Section C), we let $\omega = 1$ denote an open bond (either blue or red) and $\omega = 0$ denote a closed bond.

As a brief sidenote, we note that the BK theorem does not show the uniqueness of an infinite blue cluster because the conditional probability of opening (only) a blue bond cannot be bounded away from 0 (if the blue bond forms a cycle with an odd number of red bonds), so the FE property is violated for the percolation of blue clusters. This is a hard restriction that does not depend on the temperature or disorder, meaning that the multiplicity of the infinite blue clusters may very well be a property that extends beyond the $\pm J$ Ising spin-glass on the \mathbb{Z}^d lattice (though there appears to be no obvious way to prove this with current tools).

Nevertheless, the FE property does hold for the percolation of the constellation for $r \in (0, 1)$. The upper bound of 1 for the conditional percolation ratio is trivial, so we instead focus on showing that the conditional probability of opening a blue or red is bounded away from 0. To do this, we need to consider carefully all the possible effects of cycle restrictions. In fact, there are four distinct configurations of $\omega_{E \setminus e}$ that we have to consider based on the interaction with a potential blue bond on e : 1) $\omega_e = \text{blue}$ will not form any cycle, 2) it will form a cycle with zero red bonds, 3) it will form a cycle with an odd number of red bonds, and 4) it will close a cycle with an even number of red bonds greater or equal to 2.

1. Conditional Probability of Bond-opening

In case 1), the conditional probability of opening a blue or red bond is simply a ratio of the Bernoulli weights of the three types of bonds (blue, red, closed) with proper entropic factors (see Section C):

$$1) : \frac{p_{bl} + 2p_{re}}{p_{bl} + 2p_{re} + 4p_{cl}} = \boxed{\frac{(1-r)(1+3r)}{(1+r)^2}} \in (0, 1)$$

In case 2), a red bond cannot be open, and a blue bond can only be open if the cycle is balanced (with respect to the underlying couplings \mathbf{J}). This gives a Bayesian penalty (see Section B) of ferromagnetically signing J_e ¹⁴:

$$2) : \frac{p_{bl}}{p_{bl} + p_{cl}(1+r^{-2})} = \boxed{\frac{1-r^2}{2}} \in (0, \frac{1}{2}),$$

where r^{-2} is the penalty factor. Note that the entropic factor of the closed bond p_{cl} is absent as the adjacent spin states are already fixed (by the existing blue bonds). In case 3), only a red bond can be open, irrespective of the underlying couplings \mathbf{J} :

$$3) : \frac{p_{re}}{p_{re} + p_{cl}} = \frac{r(1-r)}{r(1-r) + r^2} = \boxed{1-r} \in (0, 1).$$

Finally, in case 4), only a blue bond can be open, irrespective of the underlying couplings \mathbf{J} :

$$4) : \quad \frac{p_{bl}}{p_{bl} + 2p_{cl}} = \frac{1 - r^2}{1 - r^2 + 2r^2} = \boxed{\frac{1 - r^2}{1 + r^2}} \in (0, 1),$$

where the entropic factor of 2 for the closed bond comes from the allowance of the interaction states in both replicas to be unsatisfied (see Section C).

Note that the BK theorem alone (or analyses based on conditional percolation ratios in general) does not establish the existence of an infinite constellation. To do this, one would need to show the stochastic dominance³⁰ of the percolation process of the constellation over a Bernoulli percolation process with $p_c < 1/2$. This only holds for certain lattices such as cubic lattices⁴⁵ in $d \geq 3$. Fortunately, the existence of the infinite constellation can be shown indirectly through the existence of at least one infinite blue cluster even in dimension $d = 2$. We will prove the latter in Section D using a general contour argument.

SM B: Bayesian penalty

The derivation of the Bayesian penalty of signing J_e ferromagnetically is not new and has been done to second order^{12,14} for FK clusters on symmetric distributions of \mathbf{J} . We here present a sketch of its generalization to the Ising spin glass, which merely involves squaring the penalty term to r^{-2} . In our derivation, we assume bimodal disorder where \mathbf{J} is sampled uniformly from $\{-1, +1\}^E$ for simplicity.

Given a disorder configuration \mathbf{J} , the Hamiltonian of two independent Ising replicas is given by

$$H_{\mathbf{J}}(\boldsymbol{\sigma}^a, \boldsymbol{\sigma}^b) = - \sum_{\langle ij \rangle} J_{ij} (\sigma_i^a \sigma_j^a + \sigma_i^b \sigma_j^b),$$

and the partition function is given as

$$Z_{\beta}^{\mathbf{J}} = \sum_{\boldsymbol{\sigma}^a, \boldsymbol{\sigma}^b} e^{-\beta H(\mathbf{J}, \boldsymbol{\sigma}^a, \boldsymbol{\sigma}^b)}.$$

The probability measure over the two-replica system $\{0, 1\} \times V$ is defined as

$$\mu_{\beta}^{\mathbf{J}}(\boldsymbol{\sigma}^a, \boldsymbol{\sigma}^b) = \exp(-\beta H_{\mathbf{J}}(\boldsymbol{\sigma}^a, \boldsymbol{\sigma}^b)) / Z_{\beta}^{\mathbf{J}}.$$

Let $\tilde{\mathbf{J}}$ be any disorder configuration that differs from \mathbf{J} in only the sign of a single edge, or

$$\tilde{\mathbf{J}} \in \{\mathbf{J}' : \|\mathbf{J}' - \mathbf{J}\|_1 = 2\}.$$

The Radon–Nikodym derivative⁴⁶ of $\mu_{\beta}^{\tilde{\mathbf{J}}}$ with respect to $\mu_{\beta}^{\mathbf{J}}$ can then be easily bounded by the ratio of the two respective partition functions as $Z_{\beta}^{\tilde{\mathbf{J}}} / Z_{\beta}^{\mathbf{J}} \in (r^2, r^{-2})$, where $r = e^{-2\beta}$. The lower bound is met when \mathbf{J} is ferromagnetic (or $\mathbf{J} = +1^E$) when we take $\beta \rightarrow \infty$, and the upper bound is met by exchanging \mathbf{J} and $\tilde{\mathbf{J}}$.

If we consider an arbitrary CMR configuration $\boldsymbol{\omega} \in \{\text{blue, red, closed}\}^E$ (see Section C) that is allowed by both \mathbf{J} and $\tilde{\mathbf{J}}$, meaning that $\mu_{\beta}^{\mathbf{J}}(\boldsymbol{\omega})$ and $\mu_{\beta}^{\tilde{\mathbf{J}}}(\boldsymbol{\omega})$ are both nonzero, then we can derive an upper bound to the Bayesian penalty of negating a coupling J (conditioned on $\boldsymbol{\omega}$) to be

$$\frac{P(\tilde{\mathbf{J}} | \boldsymbol{\omega})}{P(\mathbf{J} | \boldsymbol{\omega})} = \frac{W_{\beta}(\boldsymbol{\omega}) / Z_{\beta}^{\tilde{\mathbf{J}}}}{W_{\beta}(\boldsymbol{\omega}) / Z_{\beta}^{\mathbf{J}}} = \frac{Z_{\beta}^{\mathbf{J}}}{Z_{\beta}^{\tilde{\mathbf{J}}}} < r^{-2},$$

where $W_{\beta}(\boldsymbol{\omega})$ is the weight of configuration $\boldsymbol{\omega}$ which is independent of the disorder \mathbf{J} .

SM C: The CMR representation

Here, we provide an Edwards-Sokal treatment of the CMR representation of the Ising spin glass. We first begin by mapping the coinciding spins in the two replicas to a 4-state clock model^{40,47}:

$$\begin{aligned} (\sigma^\alpha, \sigma^\beta) &: \{(+1, +1), (+1, -1), (-1, +1), (-1, -1)\} \\ &\mapsto \theta : \left\{0, \frac{\pi}{2}, \pi, \frac{3\pi}{2}\right\}, \end{aligned}$$

where the equivalent Hamiltonian can be written as

$$E = -2 \sum_{\langle ij \rangle} J_{ij} \cos(\theta_j - \theta_i) = -2 \sum_{\langle ij \rangle} J_{ij} \cos(\Delta\theta_{ij})$$

In this 4-state representation, the bond constraints can be equivalently enforced as

- Blue only if $J_{ij} \cos(\Delta\theta_{ij}) = 1$.
- Red only if $J_{ij} \cos(\Delta\theta_{ij}) = 0$.

To recover independent Boltzmann distributions for the two replicas (at inverse temperature β), we assign the densities $\{p_{bl}, p_{re}, p_{cl}\}$ to the blue, red, and closed bonds respectively as follows (also Eq. 3 in main text):

$$\boxed{p_{bl} = 1 - r^2 \quad p_{re} = r(1 - r) \quad p_{cl} = r^2},$$

where $r = e^{-2\beta}$. A simple way to check this is from the following allowance matrix²⁵,

$$\begin{bmatrix} 1 \\ e^{-2\beta} \\ e^{-4\beta} \end{bmatrix} = \begin{bmatrix} 1 & 0 & 1 \\ 0 & 1 & 1 \\ 0 & 0 & 1 \end{bmatrix} \begin{bmatrix} p_{bl} \\ p_{re} \\ p_{cl} \end{bmatrix},$$

where the rows of the matrix correspond to the interaction states and the columns correspond to the bond states. An element of 1 means that the constraint between the interaction and bond states is satisfied.

In the ES representation, when opening a bond on e does not form any new cycle, then a blue bond on e allows only 1 interaction state $\Delta\theta_e = 0$, a red bond allows 2 interaction states $\Delta\theta_e = \{\pi/2, 3\pi/2\}$, and a closed bond allows all 4 interaction states. Therefore, when doing probabilistic analysis (in Section A and D), these “entropic” weights (or multiplicity factors) have to be properly accounted for.

Finally, we make the important point that the CMR representation is a *correct* representation³ of the Boltzmann distribution of the spin-overlaps \mathbf{q} . One way to see this is to note that any overlap statistics can be directly recovered from the cluster statistics (independent of the underlying disorder \mathbf{J}). To be more explicit, the two-point correlation $\langle q_i q_j \rangle$ is given by²⁷

$$\langle q_i q_j \rangle = P(i \longleftrightarrow j \text{ via even number of red bonds}) - P(i \longleftrightarrow j \text{ via odd number of red bonds}),$$

and the spin-glass (non-linear) susceptibility⁴⁸, χ_{SG} , is given by the following sum of two-point correlations (assuming translation invariance of disorder measure):

$$\chi_{SG} = \sum_i \left\{ P(0 \longleftrightarrow i \text{ via even number of red bonds}) - P(0 \longleftrightarrow i \text{ via odd number of red bonds}) \right\},$$

where \longleftrightarrow denotes that two vertices are in the same constellation.

From this we see that if there is at least one infinite blue cluster, then there must be some ordering of q (at least localized at a constant fraction of the lattice). However, if there are say two infinite blue clusters of the same size connected by a red bond, then their contributions will cancel out, meaning that the the spin-glass susceptibility χ_{SG} may be non-divergent, making experimental observation of the percolation transition difficult.

³ In the context of computational physics, this means that cluster updates based on the CMR representation satisfy detailed-balance.

PDG Contour

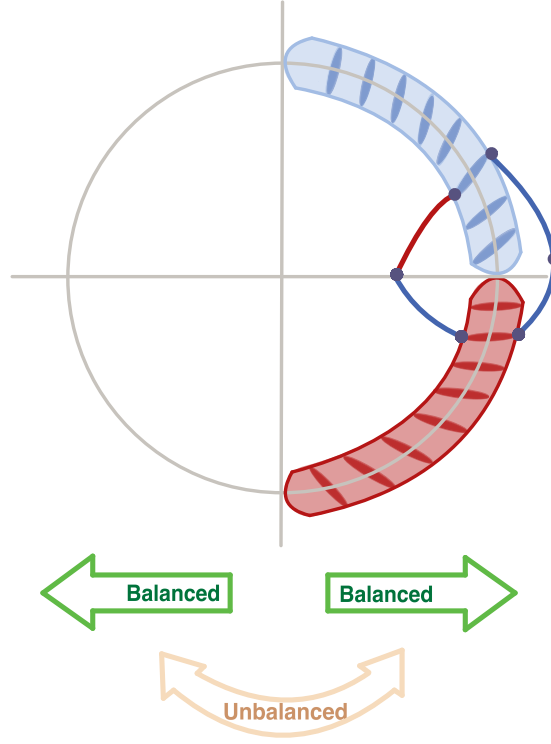


FIG. 2: The PDG (Peierls-DeSantis-Gandolfi) contour can be partitioned into four quadrants. Any cycle formed with bonds exclusively in the left (right) contour partition must be balanced, and any cycle crossing from left to right may be unbalanced (thus potentially being forbidden). In the worst case, this means that all open bonds in the contour are restricted to the right (or left). Furthermore, any cycle (including cycles formed with bonds in the contour) must contain an even number of red bonds, and this restriction (in the worst case) further partitions the contour such that blue bonds are restricted to the upper-right quadrant.

SM D: Existence of an infinite blue cluster

In the original contour argument discovered by Peierls³², the finite T_c of the $2d$ ferromagnet was shown via the comparison between the entropy and energy penalty of all excitations enclosed in a contour. Later on, this argument was extended by De Santis and Gandolfi¹⁴ to show the existence of an infinite cluster for FK percolation on the Ising spin-glass. The contour argument that we describe here follows the same conceptual route, with the difference being that we are working with the blue clusters in the CMR representation¹³, from which one can recover the statistics of the overlaps \mathbf{q} .

1. Contour Partition

Here, we consider the infinite square lattice \mathbb{Z}^2 with edge set E , and an arbitrary vertex in the lattice that we refer to, WLOG, as the *origin* $O \in V$. We denote a closed cycle in the dual lattice as γ , which contains O in its interior. The bond configuration is given everywhere on the lattice, $\omega_{E \setminus \gamma}$, except on the edges that the contour crosses. Based on the underlying 1) frustration profile of the spin couplings \mathbf{J} , 2) the existing open bonds of the configuration $\omega_{E \setminus \gamma}$, and 3) the red-bond parity of the configuration, it is possible to partition the contour into four subsets. This partition is done in two steps. In the first step, we partition the contour into 2 based on the balancedness of the potential new cycles. In the second step, we further partition the contour into $2 \times 2 = 4$ based on the parity of the red bonds in the potential new cycles. The partition is done such that we can guarantee the possibility of

opening blue bonds simultaneously in any one of the four partitions. See Fig. 2 for a visual illustration of the partition.

To be more exact, we first note that the contour γ necessarily separates the bond configurations $\omega_{E \setminus \gamma}$ into an interior and exterior component, and the two components can only be connected by opening bonds in the contour (by the Jordan curve theorem⁴⁹). Furthermore, we can only generate a new cycle (of open bonds) that is linearly independent⁵⁰ from the existing cycles if we open at least two bonds on the contour. The new cycle may be balanced or unbalanced. Based on the configuration $\omega_{E \setminus \gamma}$ and the fact that the sign of a cycle is multiplicative under symmetric difference of cycles³⁸, it is possible to partition the contour into two subsets $\{\gamma_1, \gamma_2\}$ (not necessarily unique), such that if we open two bonds in either one subset, any potential new cycle must be balanced. However, if we open two bonds one in each subset, then we may generate an unbalanced cycle. Since we cannot generate an unbalanced cycle with only blue bonds, this means that in the worst case we can only open blue bonds simultaneously in one of the two partitions, which we assume WLOG to be γ_1 .

We see that the balancedness restriction has constrained the opening of blue bonds to the partition γ_1 . Now, we will discuss how the red-bond-parity restriction will further constrain the opening of blue bonds to a partition of γ_1 itself. We first recall that a cycle must contain an even number of red bonds, and the parity of red bonds is additive under the symmetric difference of cycles. This means that it is possible to sub-partition γ_1 further into two subsets, $\{\gamma_{11}, \gamma_{12}\}$, such that if we open two blue (or red) bonds in either one subset, any potential new cycle must contain an even number of red bonds. However, if we open two blue (or red) bonds one in each subset, then we may generate a cycle with an odd number of red bonds, which is forbidden. This means that in the worst case we can only open blue bonds simultaneously in one of the two sub-partitions. In the end, we have four partitions of the contour, $\{\gamma_{11}, \gamma_{12}, \gamma_{21}, \gamma_{22}\}$. In the worst case, blue bonds can only be open in one of the four partitions.

2. Finitude of Zero-energy Contours

Given the fact that the opening of blue bonds is restricted to a single partition, the goal now is to compute the conditional probability (conditioned on arbitrary $\omega_{E \setminus \gamma}$) that there are no blue bonds along the entire contour γ . We first recall that the Bernoulli weight of a blue bond is $1 - r^2$, a red bond is $r(1 - r)$ with multiplicity 2, and a closed bond is r^2 with multiplicity 4. In the worst case, this means that the event of opening a blue bond is weighted by $a = 1 - r^2$ at each edge, and the event of not opening a blue bond is weighted by $b = 2r(1 - r) + 4r^2$ at each edge. If we let the circumference of the contour be l , and the lengths of the four partitions be $\{l_1, l_2, l_3, l_4\}$, which adds up to l , then the probability of not opening any blue bonds along the entire contour γ (or the contour being zero-energy) is bounded above by

$$P(\text{no blue bonds in } \gamma \mid \omega_{E \setminus \gamma}) \leq \frac{b^l}{\sum_{i=1}^4 (a+b)^{l_i} b^{l-l_i} - 3b^l} = \left(\frac{\sum_{i=1}^4 (a+b)^{l_i} b^{l-l_i}}{b^l} - 3 \right)^{-1} \stackrel{\text{(AM-GM)}}{\leq} \left(4 \left(\frac{a+b}{b} \right)^{l/4} - 3 \right)^{-1}$$

where the term -3 is due to the quadruple-counting of the event of the contour being zero-energy (or not containing any blue bonds). AM-GM stands for the inequality of arithmetic and geometric means, which in this context gives an upper bound by setting the four contours equal to $l/4$.

Using the fact that the number of contours enclosing O of circumference l is bounded above by $l3^l$, we see that if the following infinite series converges, or

$$\sum_{l=1}^{\infty} l3^l \left(4 \left(\frac{a+b}{b} \right)^{l/4} - 3 \right)^{-1} = \sum_{l=1}^{\infty} l3^l \left(4 \left(\frac{1+r}{2r} \right)^{l/4} - 3 \right)^{-1} < \infty,$$

then the total number of contours in the entire lattice that do not cross any blue bond is almost surely finite (by Borel-Cantelli³³). It is easy to check that the sum is guaranteed to converge when $r < 1/161$. In other words, there is, with probability 1, at least one infinite cluster of blue bonds in the lattice if $r < 1/161$, or when the temperature T is bounded above by

$$T < \frac{2}{\ln(161)} \approx 0.4, \tag{D1}$$

where we used the identity $r = e^{-2/T}$. This result extends to any planar lattice whose dual has a finite maximum degree. In general, if the maximum degree of the dual lattice is k , then the upper bound for r is given by

$$r < \frac{1}{2k^4 - 1}.$$

For hypercubic lattices, it can be shown that the entropy of the contour decreases with dimension d^{32} , meaning that this result holds for any hypercubic lattices in $d \geq 2$ as well.

3. Dilution and Continuous Disorder

In the presence of dilution, we can denote the probability of having a zero coupling $J = 0$ to be $1 - p$, independent for each edge. In this case, we can partition the contour into five partitions of lengths $\{l_1, l_2, l_3, l_4, l_5\}$, where the fifth partition contains the diluted bonds. Following a similar derivation, we can show that the probability of the contour not containing any blue bond (only containing red, closed, or diluted bonds) is bounded above by

$$\begin{aligned} & P(\text{no blue bonds in } \gamma \mid \omega_{E \setminus \gamma}) \\ & \leq \sum_{l_5=0}^l \binom{l}{l_5} p^{l-l_5} (1-p)^{l_5} \left(4 \left(\frac{a+b}{b} \right)^{(l-l_5)/4} - 3 \right)^{-1} \\ & \stackrel{l \geq 1}{\leq} \sum_{l_5=0}^l \frac{1}{4} \binom{l}{l_5} \left(p \left(\frac{b}{a+b} \right)^{1/4} \right)^{l-l_5} (1-p)^{l_5} \\ & = \frac{1}{4} \left(p \left(\frac{b}{a+b} \right)^{1/4} + (1-p) \right)^l \end{aligned}$$

The infinite series converges,

$$\sum_{k=1}^{\infty} l k^l \frac{1}{4} \left(p \left(\frac{2r}{1+r} \right)^{1/4} + (1-p) \right)^l < \infty,$$

if $p > (k-1)/k$ and

$$r < \left(2 \left(1 - \frac{k-1}{kp} \right)^{-4} - 1 \right)^{-1}.$$

More generally, for continuous distribution of disorder (such as standard Gaussian disorder), we can set an arbitrary small magnitude $\epsilon > 0$ below which we consider the coupling to be diluted, in which case the upper bound for r can be derived by considering an effective $\pm J$ model of coupling magnitude ϵ and dilution ratio $p = 1 - \text{Erf}(\epsilon/\sqrt{2})$. One may then opt to optimize ϵ such that the upper bound for r is maximized. This is not particularly illuminating (but nonetheless can be easily done numerically), so we shall leave this step out.

SM E: Numerical simulations

We perform Monte Carlo simulations of the bimodal, Gaussian, and maximally frustrated^{35,51} Ising spin glasses in $2d$ and $3d$ (6 distinctive models) to study the CMR cluster statistics on them. The $2d$ lattices are periodic and sized $L = \{16, 24, 32, 40, 48\}$; the $3d$ lattices are periodic as well and sized $L = \{6, 8, 10, 12\}$. For each size, we generate 80 disorder realizations, and for each realization, we use 30 temperatures spaced geometrically in $\beta \in [0.3, 3]$ for the $2d$ lattices and $\beta \in [0.1, 2]$ for the $3d$ lattices. At each temperature, we initialize two independent replicas in order to collect spin-overlap and cluster statistics. For the simulation, we perform 2^{19} Metropolis sweeps⁵² with a parallel tempering⁵³ routine in between each sweep where two neighboring temperatures are exchanged based on a suitable acceptance ratio. The statistics is only collected over the last quarter of the simulation to allow the system sufficient time to equilibrate.

There is already a plethora of numerical studies done for the 6 models we consider here^{7,34,35,51,54,55}, with a strong emphasis on the Binder cumulant of the spin overlap $g(q)$,

$$\text{overlap: } q = \frac{1}{N} \sum_i \sigma_i^a \sigma_i^b \quad \text{Binder cumulant: } g(q) = \frac{1}{2} \left(3 - \frac{\langle q^4 \rangle}{\langle q^2 \rangle^2} \right),$$

so we will not repeat these results here. As aforementioned, we will instead focus on the statistics of the CMR clusters, and investigate their properties near criticality. In particular, we will record 1) the cluster size distribution

(CSD) of the blue clusters, 2) the number of distinct blue clusters in the infinite constellation, and 3) the relative sizes of these blue clusters.

1. Cluster size distribution (CSD)

We do not report the CSDs for the constellations as they are uninteresting. The critical transition is just the standard second-order type, with a clear separation of the subcritical and supercritical phases at an unique temperature. In both phases, the distributions of the finite constellations for all lattice sizes collapse to a single curve.

The CSDs for the blue clusters are far more interesting. For all the models studied, there appears to be a subcritical phase and a critical phase persisting down to $T = 0$, with the supercritical phase being absent. In the subcritical phase, the CSDs for all lattice sizes collapse to a curve as well. In the critical phase however, the CSDs of the blue clusters appear nearly straight on a log-log plot (minus the bump at the right due to finite-size effects), suggesting polynomial decay. We show the CSDs of the blue clusters for the $2d$ and $3d$ bimodal spin-glass in Fig. 3, with the Gaussian and frustrated models displaying similar behaviors (not shown).

2. Multiplicity of infinite blue clusters in the infinite constellation

We also count the number of large blue clusters (spanning at least 0.05 of the lattice size) in the infinite constellation. For all the $2d$ models, the multiplicity of such clusters for all lattice sizes cross/converge at 4 in the simulated temperature range; for all the $3d$ models, they cross/converge at 2. The higher cluster multiplicity for the $2d$ models may be due to a higher bond-percolation threshold of the $2d$ square lattice³⁷ compared to the $3d$ cubic lattice⁴⁵. The temperature at the crossing appears to be slightly offset from the T_c of the q -ordering as estimated in previous numerical works³⁴. Most importantly, they agree with the lower bound $T_c \geq 0.4$ we derived rigorously in the main text (or in SM D).

3. Sizes of the infinite blue clusters

It has been argued and verified numerically that the spin-glass order parameter q can be approximated by taking the difference between the sizes of the largest two blue clusters²⁷ relative to the lattice size. Here, we further corroborate this argument. In particular, for the bimodal and Gaussian models in $2d$ and $3d$, there is a clear domination of the largest cluster, agreeing with previous results for a clear q -ordering for these models^{7,17,34,54}.

However, for the maximally frustrated models^{35,51}, the sub-dominant clusters appear to also play important roles. In the $3d$ case, the sizes of the largest two clusters are almost equal (in fact, they both converge to 0.5 as the lattice size is increased), which agrees with the non- q -ordering behavior of this model³⁶. In the $2d$ case, the behavior is much more interesting, as the 4 clusters from the largest to the fourth-largest all span a constant fraction of the lattice. In fact, it appears that the size of the largest cluster equals the sum of the 3 subdominant ones, agreeing with the non- q -ordering behavior of this model⁵¹.

These numerical results are reported in Figs. 4 and 5. And we conclude that the cluster statistics of the CMR representation to be better suited to studying the nature of spin-glass phase transition compared to the ordering of spin overlaps q .

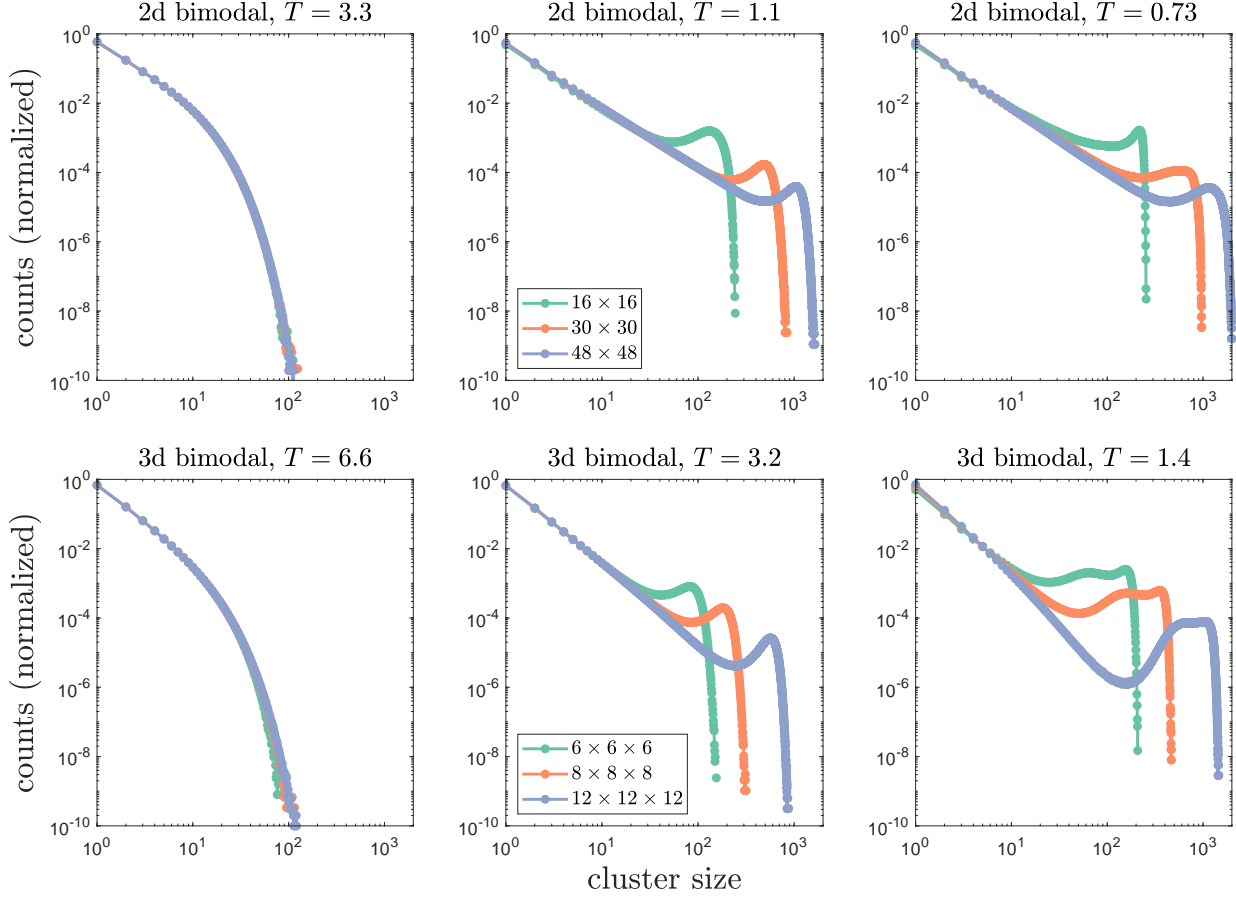


FIG. 3: The cluster size distributions (CSDs) for the $2d$ and $3d$ bimodal ($\pm J$) spin glass. In the subcritical/high-temperature phase (the left-most figures), the CSDs for all lattice sizes collapse into a single curve. In the critical/low-temperature phase (the right two figures), the CSDs clearly display critical behaviors, with a straight line followed by well-separated bumps. The critical phase appears to span a range of temperatures, possibly down to $T = 0$. The CSD data for the Gaussian and frustrated models are similar to the bimodal model and are not shown.

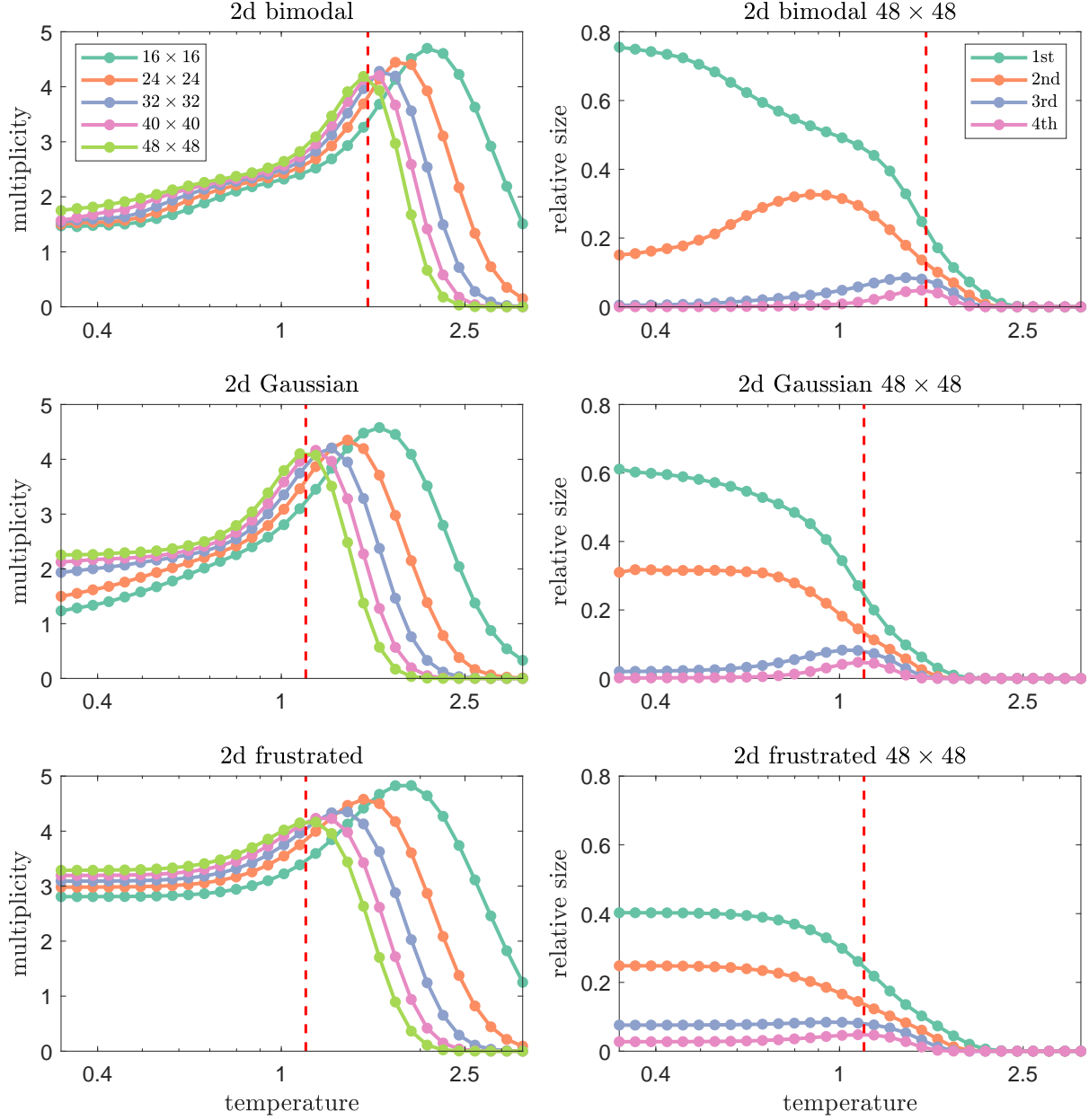


FIG. 4: Statistics of infinite blue clusters in the infinite constellation is gathered for the disordered $2d$ models. We show the multiplicity of the infinite blue clusters in the left figures, and their relative sizes over the largest simulated lattice size in the right figures. The crossings of the multiplicity curves for different lattice sizes appear to converge to 4 at a temperature $T > 1$ (convergence from the right to the dashed red line) depending on the disorder measure. On the right of the red line (high temperature), the growth behaviors of the 4 largest blue clusters appear to be similar for all disorder measures. However, on the left of the red line (low temperature), their behaviors differ significantly. In particular, for the frustrated model, none of the clusters appear to dominate the lattice, and the size of the dominant cluster appears to equal to the sum of the three sub-dominant ones.

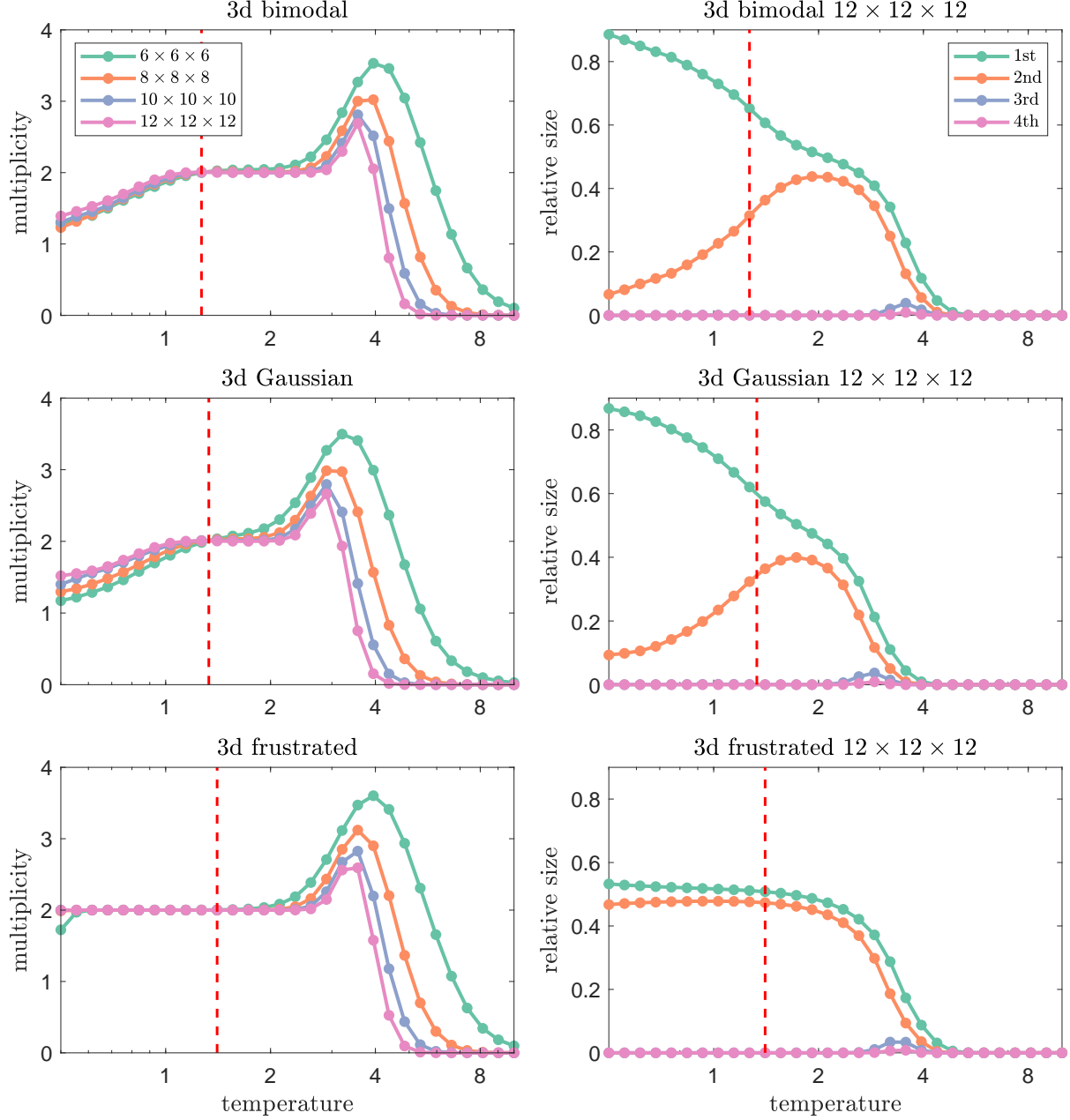


FIG. 5: Statistics of infinite blue clusters in the infinite constellation is gathered for the disordered 3d models. We show the multiplicity of the infinite blue clusters in the left figures, and their relative sizes over the largest simulated lattice size in the right figures. There is a clear crossing/convergence at the multiplicity of 2 at a temperature $T > 1$ (noted by the dashed red line) depending on the disorder measure. The growth behaviors of the 2 largest blue clusters appear to be similar at high temperatures for all disorder measures. However, their low-temperature behaviors differ significantly. In particular, for the frustrated model, the sizes of the largest two clusters appear almost equal.