

# Tangent Vector Variational Quantum Eigensolver: A Robust Variational Quantum Eigensolver against the inaccuracy of derivative

Hikaru Wakaura\*

*QuantScape Inc., 4-11-18, Manshon-Shimizudai, Meguro, Tokyo, 153-0064, Japan*

Andriyan B. Suksmono

*Institut Teknologi Bandung, Jl. Ganesha No.10, Bandung, Jawa Barat, Indonesia<sup>†</sup>*

(Dated: December 2018)

Observing rapid developments of both the number of qubits and quantum volume, especially with recent advances in ion-trap quantum computers, it is no doubt that Fault-Tolerant-Quantum-Computer (FTQC) will be realized in the near future. Since FTQC requires 10,000 physical qubits for every 100 logical ones, it will be used as the first large-scale Noisy-Intermediate-Scale-Quantum(NISQ) device. The Variational Quantum Eigensolver (VQE) method will be used until large-scale FTQC with more than 100 logical qubits are implemented. Therefore, the VQE method must be improved with respect to both accuracy and time-to-solution using large resource of the near FTQC. In this paper, we propose Tangent-Vector VQE (TVVQE) method to overcome these issues. The method optimizes the norm of tangent vector of trial energy. We demonstrate the calculation of energy levels on Hydrogen molecule, Hubbard model, and Lithium Hydride molecule and reveal that TVVQE has a potential application for calculation of the ground and excited energy levels more accurately than other VQE methods.

Keywords: VQE ; quantum chemistry ; Quantum simulation.

## I. INTRODUCTION

Since introduced by Aspuru-Guzik et al. in 2011 [1], the Variational Quantum Eigensolver (VQE) has been investigated and improved by various groups. Cloud quantum computing with 5 qubits by IBM initiated the movement to benchmark the calculation of VQE method on various molecules [2–4] and quantum systems, which eventually accelerate its further development. Today, various kind of VQE method are brought out to the world. For example, Subspace-Search VQE (SSVQE) [5] can calculate the multiple energy levels at once and Multiscale-Contracted VQE (MCVQE) [6] calculates the ground and single electron excited states by diagonalizing configuration interaction state Hamiltonian. Adaptive VQE [7] and Deep-VQE [8] are also proposed. The essential procedure of VQE has been exploited for machine learning [9].

In parallel to this movement, quantum hardware have been improved with respect to both the number of qubits and quantum volume. The fidelity of qubits skyrocketed last year. Both Honeywell [10] and Ion-Q [11] updated the record of quantum volume twice and the record of this is four millions achieved by the Ion-Q quantum processor.

Recently, Institute of Science in China has achieved the quantum supremacy by photonic quantum computer [12]. It will not be long that they will realize a Fault Tolerant Quantum Computer (FTQC) [13]. The FTQC devices require many number of error correcting qubits for the given number of logical qubits. The FTQC with 100 logical qubits require over 10000 physical qubits.

Primitive FTQC devices that have less than 10 logical qubits will be used as large-scale Noisy-Intermediate-Scale-Quantum (NISQ) devices. Hence, VQE method will be used until FTQC with more than 100 logical qubits are released and it is required to be modified in order to improve the accuracy using the quantum resource of the FTQC.

Optimization of variables is performed by classical computers, thus, gradients and Hessians of trial energy are calculated by Finite Difference Method (FDM) regardless of the difference between the values derived analytically and FDM [14]. It is because quantum resources are limited hence the gradient and Hessians cannot be derived by quantum computers fast enough. This declines the accuracy of the VQE method. In the case not only energy level but also gradients are optimized, the accuracy must be improved. Therefore, we propose an improved VQE method that optimizes the gradient of trial energy calculated analytically. We call this method Tangent-Vector VQE (TVVQE) method. We confirmed that this TVVQE has the potential to calculate the energy levels and states in high accuracy compared to other methods.

The rest of this paper are as follows. Section II describes the detail of our method. Section III compares the result of calculation on energy levels of three types of quantum systems. In Section IV, we compare the result of calculation on ground, triplet, singlet and doubly excited state derived by TVVQE to other well-known methods. Section V concludes this work.

\* Quantscape: hikaruwakaura@gmail.com

<sup>†</sup> Bandung Institute of Technology: suksmono@stei.itb.ac.id

## II. METHOD

In the TVVQE method, we optimize the tangent vector of trial energy  $\langle \Phi_j | H | \Phi_j \rangle$  for each variable instead of trial energy. The ordinary VQE is a hybrid method that calculates trial energy on quantum computers for variables and optimizes the variables in order to find the minimum of trial energy. The equation of the trial energy is as follows,

$$E_j(\theta^j) = \langle \Phi_{ini} | U^\dagger(\theta^j) H U(\theta^j) | \Phi_{ini} \rangle, \quad (1)$$

where  $|\Phi_{ini}\rangle$  is initial state,  $U(\theta^j)$  is the operator to make the given superposition state that includes the trotterized Hamiltonian and cluster terms correspond to  $\theta^j$ , that is the variable vector of  $j^{th}$  state, respectively.  $U(\theta^j)$ . The depth of Hamiltonian and cluster terms are set to  $n$ , which in the following discussions is 2. It is expressed as  $U(\theta^j) = \prod_l \prod_k \exp(-i\theta_l^j c_k^l P_k^l)$  by the index of the variable  $l$  and the index of terms belongs to variable  $l$  transformed into Pauli words  $k$  [15] [16]. We use Unitary Coupled Cluster(UCC) [17] ansatz to calculate the derivatives. The function to be minimized in actual VQE method is a function that contains constraint terms [18]

$E_j^{const}(\theta^j)$  and deflation terms of Variational Quantum Deflation(VQD) [19]  $E_j^{def}(\theta^j)$ . The method to calculate the product between two states is SWAP-test [20], which is used to calculate the excited states. They are for calculation of excited states. The evaluation function of  $j^{th}$  state is,

$$F(\theta^j) = E_j(\theta^j) + E_j^{const}(\theta^j) + E_j^{def}(\theta^j). \quad (2)$$

The constraint and deflation terms are zero at a global minimum of evaluation function. TVVQE minimizes the norm of tangent vector instead of trial energy after optimizing eq.(2). Derivatives in tangent vector are calculated by the method [14]. Hence, the derivative of variable  $\theta_i$  is,

$$\partial E_j / \partial \theta_m = 2 \sum_{k=0}^m c_k^m \text{Im}(\langle \Phi_{ini} | U^\dagger(\theta^j) H V_k^m(\theta^j) | \Phi_{ini} \rangle), \quad (3)$$

which can be derived by Hadamard-test-like method. Then,  $V_n^m(\theta^j)$  is the  $n^{th}$  term of derivative operator of  $U(\theta^j)$  for  $m^{th}$  variable represented as,

$$V_n^m(\theta) = c_n^m \prod_{l < m} \prod_k e^{-i\theta_l^j c_k^l P_k^l} \prod_{k < n}^{n-1} e^{-i\theta_m^j c_k^m P_k^m} P_n^m \prod_{k \geq n} e^{-i\theta_m^j c_k^m P_k^m} \prod_{l > m} \prod_k e^{-i\theta_l^j c_k^l P_k^l}.$$

The advanced methods to calculate the derivatives have been proposed in [21] and [22]. The method that never require ancillary qubits is proposed by Qunsys [23]. However, this method uses much larger number of gates compared to our method. On the other hand, parameter-shift rule is also omitted from our candidates of method by the same reason [24]. The method we apply for calculating derivatives can be used for UCC ansatz. Therefore, we use the Hadamard-test-like method. The evaluation function for optimizing the norm of tangent vector is,

$$F_j^{tv.}(\theta^j) = \sum_{m=0} \left| \frac{\partial E_j}{\partial \theta_m} \right| + E_j^{const}(\theta^j) + E_j^{def}(\theta^j). \quad (4)$$

Optimized energy and states are calculated by final variable vector. All above calculations are demonstrated by blueqat SDK [25], a simulator of quantum computer. All results of quantum calculation are statevector (number of shots is infinity).

## III. CONVERGENCE FOR EACH SYSTEM

In this section we describe the convergence of energy levels on calculation of TVVQE for molecular Hamiltonian of hydrogen atom, rectangular Hubbard Hamiltonian

sized  $3 \times 1$  and the Hamiltonian of lithium hydride molecule of only active orbitals [26]. The Hamiltonian of the molecules are all prepared classically by STO-3G basis. The Hubbard Hamiltonian consists of a hopping term and a Coulomb term taking into account spins [27], thus, it has 6 sites and 2 bonds. The coefficient of the hopping term is  $t = 0.13\text{eV}$  and the coefficient of Coulomb term is  $8t$ , respectively. The method to optimize the evaluation function is Broyden-Fischer-Goldfarb-Shanno (BFGS) method [28]. The number of iteration of optimization process of tangent vector in TVVQE is 10 for all states. As shown in Fig. 1, ground, triplet, singlet and doubly excited state converge to an exact value. VQE with VQD cannot derive the energy levels of doubly excited state. Although, according to the difference between calculated energy and the exact energy of STO-3G basis (log error), the accuracy of the energy levels of this state is beyond the chemical accuracy as shown in Table. I. Moreover, all states approach to an exact value in the process of optimizing tangent vector.

The energy levels of Hubbard Hamiltonian of size  $3 \times 1$  are also converged in high accuracy as shown in Fig. 2. Even VQE with VQD method converges in high accuracy, optimizing tangent vector improves the accuracy of all states. The common logarithm of the absolute value of log errors of all states are below -2.5 as shown in Table.

I. The energy levels of lithium hydride by reduced Hamiltonian have low accuracy as shown in Fig. 3. The energy of ground and triplet states only have high accuracy. Although, singlet and doubly excited states have low accuracy as shown in Table. I because the results are trapped by local minimums due to the little difference from them. Singlet and doubly excited state are separated from the nearest local minimums by 0.1472 and 0.0211 Hartree, respectively. Hence, the calculated singlet and doubly excited state are supposed to be trapped by nearest local minimums. In fact, the difference between the calculated singlet state and the nearest local minimum is 0.0016 Hartree and doubly excited state and the nearest local minimum is 0.0482 Hartree, respectively, thus, they are closer than each exact value. TVVQE is supposed to be subject to local minimums close to exact values. In contrast, the accuracy of results can be higher than that of VQE with VQD.

We also confirm the effect of optimization on tangent vectors. Fig. 4, 5 and 6 are the plots of log error for the norm of tangent vector of optimization on each state on hydrogen molecule, Hubbard model and lithium hydride molecule, respectively. As for the hydrogen molecule and Hubbard model, log errors of all states are propotional to the norm of logarithm of tangent vector as it get small clearly. The exact values of excited states have large and peaky grobal minimums, thus, the initial value of the norm of tangent vector become larger as the energy level become higher. In contrast, the log errors of singlet and doubly excited states of lithium hydride molecule didn't converge to the exact values regardless of propotionality to the logalithm of the norm of tangent vector. The singlet state is trapped by the nearest local minimums and doubly excited state needs more number of iterations, respectively. The log error of doubly excited state decreases in the process of TVVQE after the norm of tangent vector increased. It supposed that the process of the TVVQE circumvent the value of evaluation function from the local minimums. The endeavor to make the initial state close to the exact value will contribute to the accuracy.

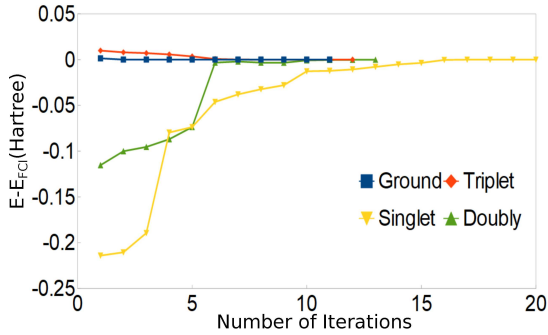


FIG. 1. The number of iterations v.s. difference of calculated energy levels of ground, triplet, singlet and doubly excited state from each exact value on hydrogen molecule calculated by TVVQE method.

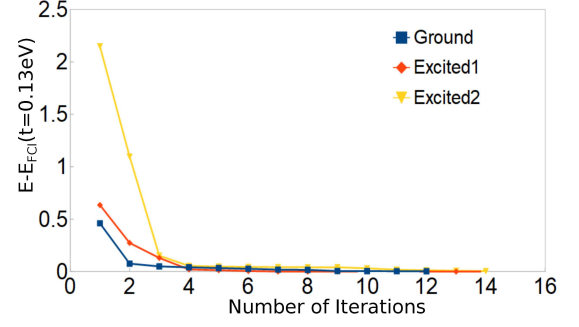


FIG. 2. The number of iterations v.s. difference of calculated energy levels of ground state and two excited states from each exact value on Hubbard model sized  $3 \times 1$  calculated by TVVQE method.

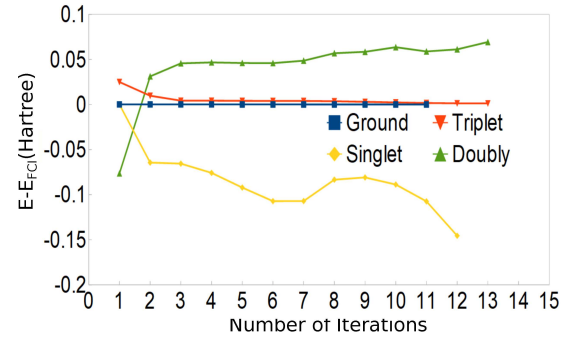


FIG. 3. The number of iterations v.s. difference of calculated energy levels of ground, triplet, singlet and doubly excited state from each exact value on lithium hydride molecule calculated by TVVQE method.

#### IV. COMPARISON TO OTHER METHODS

In this section, we compare the result of the calculation on ground, triplet, singlet and double excited states of hydrogen molecule for diatomic bond length between hydrogen atoms from 0.1 to 2.5( $\text{\AA}$ ) in 0.1 ( $\text{\AA}$ ) pitch using VQE with VQD method, SSVQE and MCVQE methods. The optimizer for all of the methods is BFGS method. The number of iteration of (1)VQE with VQD is 22 and (2)SSVQE and (3)MCVQE method are 50, respectively.

TABLE I. The table of log errors on converged energy levels and the number of iterations that start optimizing the norm of tangent vector of the calculation on hydrogen molecule, Hubbard lattice sized  $3 \times 1$  and lithium hydride, respectively.

System		$E_0$	$E_1$	$E_2$	$E_3$
$H_2$	log error	-12.4438	-6.8097	-5.3424	-3.8647
	Start TV opt.	3	3	11	4
Hubbard ( $3 \times 1$ )	log error	-2.5289	-5.5059	-2.3888	None.
	Start TV opt.	3	5	5	None.
LiH	log error	-4.4676	-2.7731	-1.0519	-1.2303
	Start TV opt.	2	3	3	4

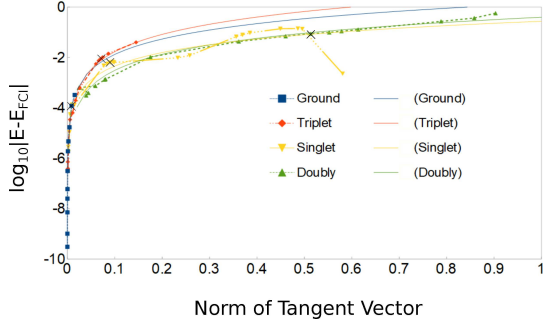


FIG. 4. The norm of tangent vector v.s. log errors of energy levels of ground, triplet, singlet and doubly excited state on hydrogen molecule calculated by TVVQE method. The start point of TVVQE is labeled by  $\times$ . Curved lines indicate the interpolated log errors by logarithm function by sampled data. TVVQE starts from  $2^{nd}$ ,  $4^{th}$ ,  $12^{th}$  and  $7^{th}$  points for ground, triplet, singlet and doubly excited states, respectively.

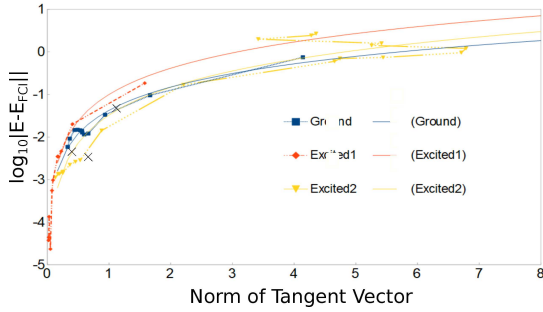


FIG. 5. The norm of tangent vector v.s. log errors of energy levels of ground state and two excited states on Hubbard model sized  $3 \times 1$  calculated by TVVQE method. TVVQE starts from  $2^{nd}$ ,  $4^{th}$  and  $14^{th}$  points for ground, excited1 and excited2 states, respectively.

The details of each method are described in Appendix. The number of iteration of optimization process of tangent vector in TVVQE is 3 for ground and 2 for all excited states. We show the result of calculation on energy levels of these states and log errors using (1)VQE with VQD, (2)SSVQE, (3)MCVQE, and (4)TVVQE method on Fig. 7 and 8, respectively. The calculated energy levels of (1)VQE with VQD match to exact values on many points for all states except doubly excited state. Also shown in Table. II, triplet and doubly excited states have the highest accuracy in average in all methods. The calculated energy levels of (2)SSVQE method are close to exact values on almost all points superficially. However, the average of log errors for diatomic bond length  $r$  are larger than those of (1) and (4) as shown in Table. II. The calculated energy levels of (3)MCVQE method are the least accurate as for ground and triplet states as shown in Table. II. The energy levels of (4)TVVQE match to exact values on almost all points except doubly excited state same as (1). However, more points of doubly excited state match to exact values than (1). The averages of log error of ground and singlet states are the smallest

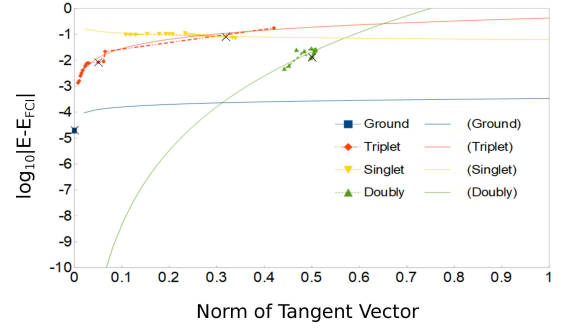


FIG. 6. The norm of tangent vector v.s. log errors of energy levels of ground, triplet, singlet and doubly excited state on lithium hydride molecule calculated by TVVQE method. TVVQE starts from  $2^{nd}$ ,  $4^{th}$ ,  $3^{rd}$  and  $3^{rd}$  points for ground, triplet, singlet and doubly excited states, respectively.

in all methods as shown in Table. II. The number of iteration of optimization process of tangent vector is least number that the improvement of accuracy of TVVQE occurs. The required least number of iterations to calculate the energy levels accurately more than chemical accuracy is revealed to be smaller than ordinary VQE method as predicted from the result in the paper [14].

TABLE II. The average of log error of ground, triplet, singlet and doubly excited state on hydrogen molecule for diatomic bond length  $r$  of (1)VQD, (2)Subspace-Search VQE (SSVQE) method, (3)Multiscale-Contracted VQE (MCVQE) method, and (4)Tangent-Vector VQE (TVVQE).

Method	Ground	Triplet	Singlet	Doubly
VQD	-10.9728	-10.7078	-2.1267	-1.6978
SSVQE	-8.6116	-8.5508	-2.0689	-1.4055
MCVQE	-3.3662	-2.7753	-1.9895	None.
TV-VQE	-12.8133	-9.0578	-2.1978	-1.6414

## V. CONCLUSION

In this work, it is confirmed that TVVQE can calculate the energy levels and states more accurate than other conventional VQE methods for hubbard model, hydrogen, lithium hydrate Hamiltonians. This means that optimizing the norm of tangent vector of trial energy contributes to the accuracy. Moreover, the accuracy of the calculation by TVVQE is better than other conventional methods even when the number of iterations is limited to 2 times. This mean that the accuracy will be higher as the number of iterations increases a little. However, the time for calculation of TVVQE is five times longer than that of VQE with VQD in average. It can be decreased by calculating derivatives in parallel by sufficient number of quantum circuit for the number of variable parameters. FTQC can perform Quantum Phase Estimation (QPE) algorithm [29]. However, the accuracy of calculation of QPE algorithm is limited by the number of

ancillary qubits and the number of qubits on FTQC cannot be increased easily. Hence, TVVQE has the potential

to derive the energy levels more accurately than QPE algorithm on quantum computers that have less than 50 qubits.

- 
- [1] I. Kassal, J. D. Whitfield, A. Perdomo-Ortiz, M.-H. Yung, and A. Aspuru-Guzik, *Annual Review of Physical Chemistry* **62**, 185 (2011), <https://doi.org/10.1146/annurev-physchem-032210-103512>.
- [2] J. I. Colless, V. V. Ramasesh, D. Dahlen, M. S. Blok, M. E. Kimchi-Schwartz, J. R. McClean, J. Carter, W. A. de Jong, and I. Siddiqi, *Phys. Rev. X* **8**, 011021 (2018).
- [3] Y. Nam, J.-S. Chen, N. C. Pienti, K. Wright, C. Delaney, D. Maslov, K. R. Brown, S. Allen, J. M. Amini, J. Apisdorf, K. M. Beck, A. Blinov, V. Chaplin, M. Chmielewski, C. Collins, S. Debnath, A. M. Ducore, K. M. Hudek, M. Keesan, S. M. Kreikemeier, J. Mizrahi, P. Solomon, M. Williams, J. D. Wong-Campos, C. Monroe, and J. Kim, *arXiv e-prints*, arXiv:1902.10171 (2019), arXiv:1902.10171 [quant-ph].
- [4] A. Kandala, A. Mezzacapo, K. Temme, M. Takita, M. Brink, J. M. Chow, and J. M. Gambetta, *Nature* **549**, 242 (2017), arXiv:1704.05018 [quant-ph].
- [5] K. M. Nakanishi, K. Mitarai, and K. Fujii, *Phys. Rev. Research* **1**, 033062 (2019).
- [6] R. M. Parrish, E. G. Hohenstein, P. L. McMahon, and T. J. Martínez, *arXiv e-prints* **122**, 230401 (2019), arXiv:1901.01234 [quant-ph].
- [7] H. R. Grimsley, S. E. Economou, E. Barnes, and N. J. Mayhall, *Nature Communications* **10**, 3007 (2019), arXiv:1812.11173 [quant-ph].
- [8] K. Fujii, K. Mitarai, W. Mizukami, and Y. O. Nakagawa, *arXiv e-prints*, arXiv:2007.10917 (2020), arXiv:2007.10917 [quant-ph].
- [9] K. Mitarai, M. Negoro, M. Kitagawa, and K. Fujii, *Phys. Rev. A* **98**, 032309 (2018).
- [10] C. H. Baldwin, B. J. Bjork, J. P. Gaebler, D. Hayes, and D. Stack, *Physical Review Research* **2**, 013317 (2020), arXiv:1911.00085 [quant-ph].
- [11] Paul Smith Goodson, *IonQ Releases A New 32-Qubit Trapped Ion Quantum Processor*, *Quantum* **4**, 249 (2020).
- [12] H.-S. Zhong, H. Wang, Y.-H. Deng, M.-C. Chen, L.-C. Peng, Y.-H. Luo, J. Qin, D. Wu, X. Ding, Y. Hu, P. Hu, X.-Y. Yang, W.-J. Zhang, H. Li, Y. Li, X. Jiang, L. Gan, G. Yang, L. You, Z. Wang, L. Li, N.-L. Liu, C.-Y. Lu, and J.-W. Pan, *Science* **370**, 1460 (2020), <https://science.sciencemag.org/content/370/6523/1460.full.pdf>.
- [13] J. M. Gambetta, J. M. Chow, and M. Steffen, *npj Quantum Information* **3**, 2 (2017).
- [14] J. Romero, R. Babbush, J. R. McClean, C. Hempel, P. Love, and A. Aspuru-Guzik, *arXiv e-prints*, arXiv:1701.02691 (2017), arXiv:1701.02691 [quant-ph].
- [15] A. Tranter, P. J. Love, F. Mintert, and P. V. Coveney, *Journal of Chemical Theory and Computation* **14**, 5617 (2018), <https://doi.org/10.1021/acs.jctc.8b00450>.
- [16] J. R. McClean, K. J. Sung, I. D. Kivlichan, Y. Cao, C. Dai, E. Schuyler Fried, C. Gidney, B. Gimby, P. Gokhale, T. Häner, T. Hardikar, V. Havlíček, O. Higgott, C. Huang, J. Izaac, Z. Jiang, X. Liu, S. McArdle, M. Neeley, T. O'Brien, B. O'Gorman, I. Ozfidan, M. D. Radin, J. Romero, N. Rubin, N. P. D. Sawaya, K. Setia, S. Sim, D. S. Steiger, M. Steudtner, Q. Sun, W. Sun, D. Wang, F. Zhang, and R. Babbush, *arXiv e-prints*, arXiv:1710.07629 (2017), arXiv:1710.07629 [quant-ph].
- [17] P. K. Barkoutsos, J. F. Gonthier, I. Sokolov, N. Moll, G. Salis, A. Fuhrer, M. Ganzhorn, D. J. Egger, M. Troyer, A. Mezzacapo, S. Filipp, and I. Tavernelli, *Phys. Rev. A* **98**, 022322 (2018), arXiv:1805.04340 [quant-ph].
- [18] I. G. Ryabinkin, S. N. Genin, and A. F. Izmaylov, *Journal of Chemical Theory and Computation* **15**, 249 (2019), <https://doi.org/10.1021/acs.jctc.8b00943>.
- [19] O. Higgott, D. Wang, and S. Brierley, *arXiv e-prints*, arXiv:1805.08138 (2018), arXiv:1805.08138 [quant-ph].
- [20] J. C. Garcia-Escartin and P. Chamorro-Posada, *arXiv e-prints* **87**, 052330 (2013), arXiv:1303.6814 [quant-ph].
- [21] K. Kubo, Y. O. Nakagawa, S. Endo, and S. Nagayama, *arXiv e-prints*, arXiv:2012.04429 (2020), arXiv:2012.04429 [quant-ph].
- [22] R. M. Parrish, E. G. Hohenstein, P. L. McMahon, and T. J. Martinez, *arXiv e-prints*, arXiv:1906.08728 (2019), arXiv:1906.08728 [quant-ph].
- [23] K. Mitarai, Y. O. Nakagawa, and W. Mizukami, *Phys. Rev. Research* **2**, 013129 (2020).
- [24] M. Cerezo, A. Arrasmith, R. Babbush, S. C. Benjamin, S. Endo, K. Fujii, J. R. McClean, K. Mitarai, X. Yuan, L. Cincio, and P. J. Coles, *arXiv e-prints*, arXiv:2012.09265 (2020), arXiv:2012.09265 [quant-ph].
- [25] T. Kato, *blueqat*, Open-source software development kit, Accessed 2018-10-1 (2020).
- [26] Amih SAGAN, Unpei Nagashima, Hiroyuki Teramae, and Shinichi Nagaoka, *Journal of Computer Chemistry, Japan* **10**, 75 (2011).
- [27] H.-C. Jiang and T. P. Devreux, *Science* **365**, 1424 (2019), <https://science.sciencemag.org/content/365/6460/1424.full.pdf>.
- [28] R. Fletcher, *Quantum Machine Learning: A Practical Approach* (John Wiley & Sons, Ltd, 2013).
- [29] D. S. Abrams and S. Lloyd, *Phys. Rev. Lett.* **83**, 5162 (1999).



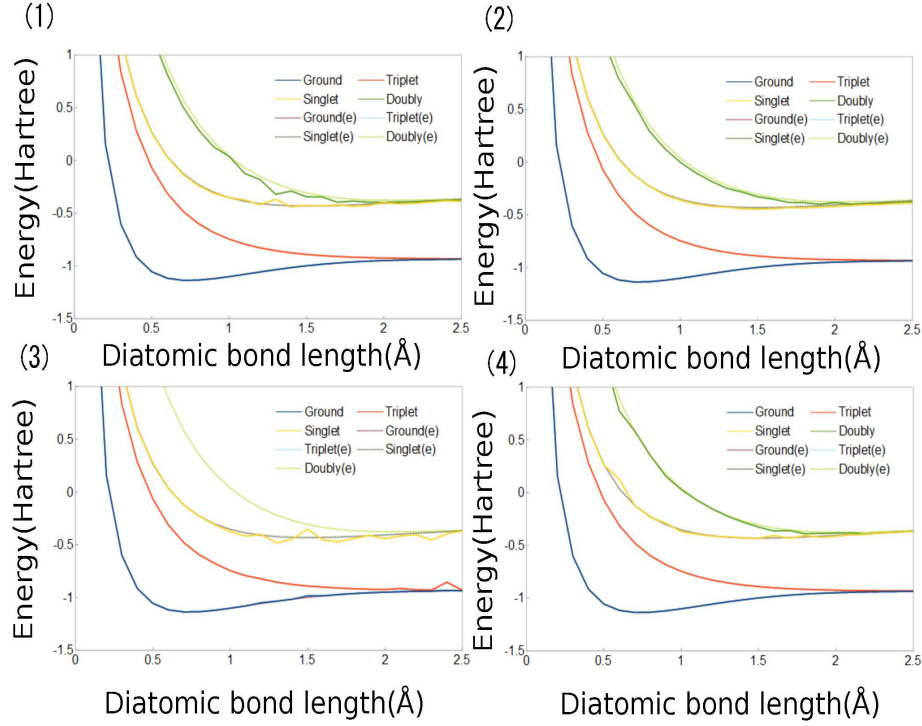


FIG. 7. The diatomic bond length v.s. the energy levels of ground, triplet, singlet, and doubly excited states on hydrogen molecule, respectively calculated by (1)VQD, (2)Subspace-Search VQE (SSVQE) method, (3)Multiscale-Contracted VQE (MCVQE) method, and (4)Tangent-Vector VQE (TVVQE). The lines that have (e) in their suffix are exact values calculated by Full-CI method.

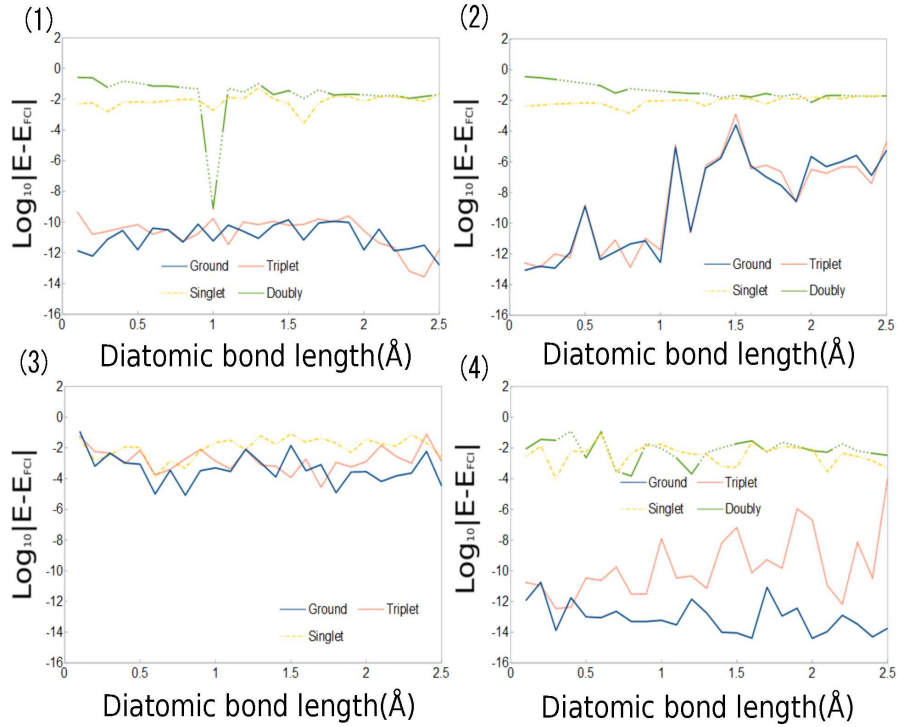


FIG. 8. The diatomic bond length v.s. the log errors of ground, triplet, singlet, and doubly excited states on hydrogen molecule, respectively calculated by (1)VQD, (2)Subspace-Search VQE (SSVQE) method, (3)Multiscale-Contracted VQE (MCVQE) method, and (4)Tangent-Vector VQE (TVVQE). The lines that have (e) in their suffix are exact values calculated by Full-CI method.

Appendix : The details of each method

In this section, we describe the details of our methods in Section IV. The deflation term of  $i^{th}$  state on VQE and TVVQE methods is as follows,

$$\begin{aligned}
 E_i^{def} = & ((af + b(1 - f)) \\
 & \times (\sum_{j < i} (\exp(r - 0.25r_d) + 1)^{-1} \\
 & \times |\langle \Phi_j | \Phi_i \rangle|^2 \\
 & + (1 - (\exp(r - 0.25r_d) + 1)^{-1}) \\
 & \times f(|\langle \Phi_j | \Phi_i \rangle|^2)).
 \end{aligned} \tag{5}$$

The  $a$ ,  $b$ , and  $f = (\exp(\alpha(r - r_d)) + 1)^{-1}$  are functions for two constants, and Fermi-Dirac distribution for  $r$ , respectively. Furthermore,  $r_d$  is a constant bond length in

molecular hydrogen.  $f(|\langle \Phi_j | \Phi_i \rangle|^2)$  is a quadratic function of the absolute value of the inner product between the  $i$ - and  $j$ -states to accurately derive the degenerate states. In this paper,  $a = 1.0$ ,  $\alpha = 100$  and  $f(|\langle \Phi_j | \Phi_i \rangle|^2) = (1 + 2(\sqrt{5} + 1))r^4/r_d^4 E_p(r)/4 |\langle \Phi_j | \Phi_i \rangle|^4 + 2(\sqrt{5} + 1)r^4/r_d^4 E_p(r)/4 |\langle \Phi_j | \Phi_i \rangle|^2$ , where  $E_p(r)$  is the energy of one lower state of molecular hydrogen at bond length  $r$ .

Deflation term of  $i^{th}$  on SSVQE and MCVQE is the only inner product of states. It is the product of inner product of  $i^{th}$  and  $j^{th}$  states and variable  $\lambda_i + \lambda_j$ . Then,  $\lambda_i$  is  $2(N - i)/(N^2 - N)$  for the number of states  $N$ . Initial states of ground, triplet, singlet and doubly excited states are  $|1000\rangle$ ,  $|1100\rangle$ ,  $|0110\rangle$  and  $|0010\rangle$ , respectively. The process to make the CIS state is performed after SSVQE in MCVQE. The process of SSVQE in the MCVQE method is the same as normal SSVQE that optimizes ground, triplet, and singlet states, respectively.