

Privacy-Preserving Co-synthesis Against Sensor-Actuator Eavesdropping Intruder

Ruo Chen Tai, Liyong Lin, Yuting Zhu and Rong Su

Abstract—In this work, we investigate the problem of privacy-preserving supervisory control against an external passive intruder via co-synthesis of dynamic mask, edit function, and supervisor for opacity enforcement and requirement satisfaction. We attempt to achieve the following goals: 1) the system secret cannot be inferred by the intruder, i.e., opacity of secrets against the intruder, and the existence of the dynamic mask and the edit function should not be discovered by the intruder, i.e., covertness of dynamic mask and edit function against the intruder; 2) the closed-loop system behaviors should satisfy some safety and nonblockingness requirement. We assume the intruder can eavesdrop both the sensing information generated by the sensors and the control commands issued to the actuators, and we refer to such an intruder as a sensor-actuator eavesdropping intruder. Our approach is to model the co-synthesis problem as a distributed supervisor synthesis problem in the Ramadge-Wonham supervisory control framework, and we propose an incremental synthesis heuristic to incrementally synthesize a dynamic mask, an edit function and a supervisor, which consists of three steps: 1) we first synthesize an ensemble ME of dynamic mask and edit function to ensure the opacity and the covertness against a sensor eavesdropping but command non-eavesdropping intruder, and marker-reachability; 2) we then decompose ME into a dynamic mask and an edit function by using a constraint-based approach, with the help of a Boolean satisfiability (SAT) solver; 3) finally, we synthesize a supervisor to leak as little information as possible from the issued control commands to the intruder such that opacity and covertness can be ensured against the sensor-actuator eavesdropping intruder, and at the same time safety and nonblockingness requirement can be ensured. The effectiveness of our approach is illustrated on an example about the enforcement of location privacy for an autonomous vehicle.

Index terms: privacy-preserving, supervisory control, opacity enforcement, dynamic mask, edit function, supervisor

I. INTRODUCTION

With the continuous development of information and communication technology (ICT), in particular, the recent 5G-based Internet of Things (IoT) technologies, we are enjoying unprecedented connectivity around the world, including the ability to remotely monitor and control various systems, for example, cyber physical systems (CPS). However, the threat of cyber attacks, which may potentially cause significant system damage and even cost human lives, imposes great challenges when deploying sensor and actuator devices and designing defending strategies. As an attribute that expresses system security in a general language based theoretical framework [1], opacity has been widely investigated in the context of discrete-event systems (DES), including its verification and enforcement.

The research of the project was supported by Ministry of Education, Singapore, under grant AcRF TIER 1-2018-T1-001-245 (RG 91/18).

The authors are affiliated with Nanyang Technological University, Singapore. (Email: ruochen001@e.ntu.edu.sg; liyong.lin@ntu.edu.sg; yuting002@e.ntu.edu.sg; rsu@ntu.edu.sg). (Corresponding author: Liyong Lin)

For the opacity verification problem, [2], [3], [4], [5] - [17] develop various algorithms to verify different kinds of opacity notions, including 1) current-state opacity; 2) initial-state opacity; 3) initial-and-final-state opacity; 4) K -step opacity; 5) infinite-step opacity, in different setups, including standard DES, stochastic DES, and networked DES. Readers could refer to [18], [19] for more details.

To enforce the opacity, three kinds of techniques are usually adopted, including 1) supervisory control [20]-[26]; 2) edit function [8], [27]-[35]; 3) dynamic mask [36], [37], [38]. All of the above-mentioned works either synthesize a supervisor to restrict the system behavior or synthesize an edit function or a mask to ensure the opacity when the system behavior is not restricted. A practically relevant problem arising from the need of resilient control is to synthesize privacy-preserving supervisory control strategies for opacity enforcement and requirement satisfaction at the same time, and this problem has not been investigated in the above-mentioned works. For this problem, on one hand, we need to ensure the system behaviors satisfies some user-given requirement, which might conflict with the opacity property, by adopting the supervisory control, and, on the other hand, we need to ensure the opacity against the external intruder by utilizing an edit function or a dynamic mask. The supervisor is required to satisfy the given requirement in the presence of the edit function or the dynamic mask. And, ideally, the supervisor should also help to ensure the opacity, if an edit function or a dynamic mask is not sufficient.

To the best of our knowledge, the only work that has studied this closed-loop privacy-preserving control problem is the recent work [39], where an edit function is used. In [39], the intruder is assumed to observe some sensor events, and an edit function and a supervisor are co-synthesized to enforce the opacity, the covertness¹ and the requirement satisfaction. Nevertheless, there exist some limitations in the setup of [39]: 1) the intruder can only observe sensor information but cannot eavesdrop control commands issued by the supervisor; 2) only an edit function is deployed to confuse the intruder to ensure the opacity, which might not work in some scenarios where the capability of the edit function is not powerful enough. In this work, by employing a dynamic mask together with an edit function and a supervisor against the more powerful sensor-actuator eavesdropping intruder for opacity enforcement and requirement satisfaction, we solve a new and more challenging privacy-preserving supervisory control problem. The challenges are as follows: 1) The reinforcement of the intruder's

¹Covertness means that the existence of the edit function should not be discovered by the intruder; the intruder could always compare the online observations with the prior knowledge to detect information inconsistency, and once some inconsistency is detected, it could discover the edit function.

observation capability not only increases the difficulty for the dynamic mask and the edit function to enforce the opacity and remain covert, but also reduces the feasible solution space for the supervisor since the eavesdropped control commands could help the intruder on state estimation and identify the events that should not have been fired based on the prior knowledge of plant G . 2) The dynamic mask and the edit function should cooperate with each other to make up for each other's insufficient capability on observing and altering sensing information to enforce the opacity. Thus, in the synthesis of the dynamic mask (respectively, the edit function), not only its capability should be considered but also the edit function's (respectively, the dynamic mask's) capability should be taken into account. In this work, we shall overcome these challenges and the contributions are summarized as follows:

1. We investigate the problem of privacy-preserving supervisory control against a sensor-actuator eavesdropping intruder via co-synthesis of dynamic mask, edit function, and supervisor for opacity enforcement and requirement satisfaction, which is a more realistic and more challenging problem in the context of resilient control. In this work, we adopt a general setup for this privacy-preserving control problem: 1) the intruder could not only observe the sensing information but also observe the command information; 2) the observation capabilities of the dynamic mask, the edit function, the supervisor, and the intruder could all be different; 3) the capability of the dynamic mask and the edit function in altering the sensing information could be different. This general setup has never been considered in previous works on opacity enforcement. Moreover, we also ensure the covertness of the synthesized dynamic mask and edit function.
2. By formulating the system components as finite state automata, the problem of co-synthesizing dynamic mask, edit function, and supervisor is addressed by modelling it as a distributed supervisor synthesis problem in the Ramadge-Wonham supervisory control framework.
3. By exploiting the structure of this privacy-preserving supervisory control problem, the modeled distributed supervisor synthesis problem is addressed by an incremental synthesis heuristic. In the proposed heuristic, we firstly synthesize an ensemble of the dynamic mask and the edit function to ensure the marker-reachability, the opacity and the covertness against a sensor eavesdropping, but command non-eavesdropping intruder; then, we decompose the ensemble into a dynamic mask and an edit function by employing a reduction to the Boolean Satisfiability (SAT) Problem; and finally, a supervisor is synthesized based on the dynamic mask and the edit function to ensure the nonblockingness, opacity and covertness against the sensor-actuator eavesdropping intruder. Our method attempts to synthesize a local supervisor to ensure the marker-reachability first, which has more chances to generate a feasible solution than the existing incremental synthesis approaches which always synthesize a nonblocking local supervisor at each step.

This paper is organized as follows. In Section II, we present some basic preliminaries which are needed in this work. In

Section III, we introduce the component models, including the dynamic mask, the edit function, and the supervisor. Section IV proposes a heuristic method to co-synthesize a dynamic mask, an edit function, and a supervisor. An example is given to illustrate the effectiveness of the proposed method in Section V. Finally, conclusions are drawn in Section VI.

II. PRELIMINARIES

Given a finite alphabet Σ , let Σ^* be the free monoid over Σ with the empty string ε being the unit element and the string concatenation being the monoid operation. For a string s , $|s|$ is defined as the length of s . Given two strings $s, t \in \Sigma^*$, we say s is a prefix substring of t , written as $s \leq t$, if there exists $u \in \Sigma^*$ such that $su = t$, where su denotes the concatenation of s and u . A language $L \subseteq \Sigma^*$ is a set of strings. The prefix closure of L is defined as $\bar{L} = \{u \in \Sigma^* \mid (\exists v \in L) u \leq v\}$. The event set Σ is partitioned into $\Sigma = \Sigma_c \dot{\cup} \Sigma_{uc} = \Sigma_o \dot{\cup} \Sigma_{uo}$, where Σ_c (respectively, Σ_o) and Σ_{uc} (respectively, Σ_{uo}) are defined as the sets of controllable (respectively, observable) and uncontrollable (respectively, unobservable) events, respectively. As usual, $P_o : \Sigma^* \rightarrow \Sigma_o^*$ is the natural projection defined such that: 1) $P_o(\varepsilon) = \varepsilon$, 2) $(\forall \sigma \in \Sigma) P_o(\sigma) = \sigma$, if $\sigma \in \Sigma_o$, otherwise, $P_o(\sigma) = \varepsilon$, 3) $(\forall s \in \Sigma^*, \sigma \in \Sigma) P_o(s\sigma) = P_o(s)P_o(\sigma)$.

A finite state automaton G over Σ is given by a 5-tuple $(Q, \Sigma, \xi, q_0, Q_m)$, where Q is the state set, $\xi : Q \times \Sigma \rightarrow Q$ is the (partial) transition function, $q_0 \in Q$ is the initial state, and Q_m is the set of marker states. We write $\xi(q, \sigma)!$ to mean that $\xi(q, \sigma)$ is defined and also view $\xi \subseteq Q \times \Sigma \times Q$ as a relation. $En_G(q) = \{\sigma \in \Sigma \mid \xi(q, \sigma)!\}$. ξ is also extended to the (partial) transition function $\xi : Q \times \Sigma^* \rightarrow Q$ and the transition function $\xi : 2^Q \times \Sigma \rightarrow 2^Q$ [45], where the later is defined as: for any $Q' \subseteq Q$ and any $\sigma \in \Sigma$, $\xi(Q', \sigma) = \{q' \in Q \mid (\exists q \in Q') q' = \xi(q, \sigma)\}$. Let $L(G)$ and $L_m(G)$ denote the closed-behavior and the marked behavior, respectively. When $Q_m = Q$, we shall also write $G = (Q, \Sigma, \xi, q_0)$ for simplicity. A finite state automaton $G = (Q, \Sigma, \xi, q_0, Q_m)$ is said to be non-blocking if every reachable state in G can reach some marked state in Q_m [45]. The "unobservable reach" of the state $q \in Q$ under the subset of events $\Sigma' \subseteq \Sigma$ is given by $UR_{G, \Sigma - \Sigma'}(q) := \{q' \in Q \mid [\exists s \in (\Sigma - \Sigma')^*] q' = \xi(q, s)\}$. We shall abuse the notation and define $P_{\Sigma'}(G)$ to be the finite state automaton $(2^Q, \Sigma, \delta, UR_{G, \Sigma - \Sigma'}(q_0))$ over Σ , where $UR_{G, \Sigma - \Sigma'}(q_0)$ is the initial state, and the (partial) transition function $\delta : 2^Q \times \Sigma \rightarrow 2^Q$ is defined as follows:

- 1) For any $\emptyset \neq Q' \subseteq Q$ and any $\sigma \in \Sigma'$, $\delta(Q', \sigma) = UR_{G, \Sigma - \Sigma'}(\xi(Q', \sigma))$, where

$$UR_{G, \Sigma - \Sigma'}(Q'') = \bigcup_{q \in Q''} UR_{G, \Sigma - \Sigma'}(q)$$

for any $Q'' \subseteq Q$;

- 2) For any $\emptyset \neq Q' \subseteq Q$ and $\sigma \in \Sigma - \Sigma'$, $\delta(Q', \sigma) = Q'$.

Propositional formulas (or, Boolean formulas) [46] are constructed from (Boolean) variables by using logical connectives ($\wedge, \vee, \neg, \Rightarrow, \Leftrightarrow$). The truth value of a propositional formula ϕ is determined by the truth values of the set $Var(\phi)$ of variables which occur in ϕ . A model of ϕ is a map $\mathcal{M} : Var(\phi) \rightarrow$

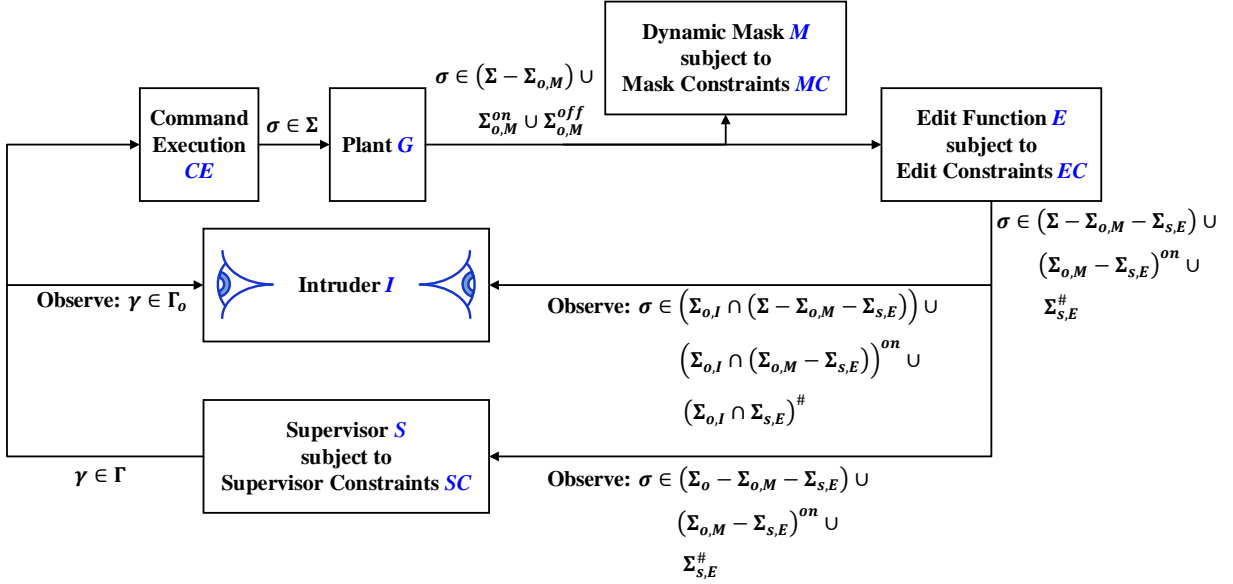


Fig. 1: Privacy-preserving control architecture with dynamic mask, edit function and supervisor

$\{0, 1\}$, where 0 represents false and 1 represents true, such that ϕ is evaluated to be true if all the variables x_i in ϕ are substituted by $\mathcal{M}(x_i)$. A propositional formula ϕ is said to be satisfiable if it has a model \mathcal{M} . The Boolean Satisfiability Problem (abbreviated as SAT) is the problem of determining if a given propositional formula is satisfiable.

Notation. Let $\Gamma = 2^{\Sigma_c} - \{\emptyset\}$ denote the set of all control commands, where each control command $\gamma \in \Gamma$ specifies the set of controllable events that are enabled by γ . This deviates from the standard definition of Γ . In particular, since uncontrollable events are always allowed to be fired, a control command in this work does not include any uncontrollable event. In this work, it is assumed that when no control command is received by plant G , then only uncontrollable events could be executed. For a set Σ , we use $\Sigma^{on}/\Sigma^{off}/\Sigma^{\#}$ to denote a copy of Σ with superscript “on”/“off”/“#” attached to each element in Σ . The specific meanings of the relabelled events will be introduced later in Section III.

III. COMPONENT MODELS WITH MASK-EDIT FUNCTION-SUPERVISOR

The architecture of privacy-preserving supervisory control system against sensor-actuator eavesdropping intruder via mask, edit function, and supervisor is illustrated in Fig. 1, where the components are listed as follows:

- Dynamic mask M (subject to mask constraints MC).
- Edit function E (subject to edit constraints EC).
- Supervisor S (subject to supervisor constraints SC).
- Plant G .
- Command execution component CE .
- Intruder I .

In Fig. 1, it is assumed that the information flow is as follows:

1. Firstly, events fired by G would be observed by the dynamic mask M and edit function E , then M would dynamically

turn on or turn off sensors depending on its observation and masking capability, which would affect the ability to perceive some sensor events in the future, and E might carry out edit operations and output new information flow to the supervisor S .

2. Then, S and the intruder I would observe the messages which have been altered by M and E . S issues control commands to the plant G , based on the altered observation messages.

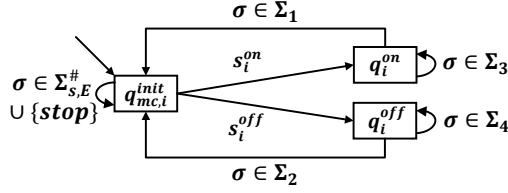
In the following subsections, we shall introduce how to model the above-mentioned six components.

A. Dynamic mask

The dynamic mask can turn on or turn off some sensors when it observes some event. In this work, the set of deployed sensors is denoted as $\Delta = \{s_1, s_2, \dots, s_n\}$, where s_i is the i -th sensor. The set of events that can be sensed by s_i is denoted as $\Sigma_s^i \subseteq \Sigma_o$, where Σ_o is the set of observable events for the supervisor. In practice, it is often the case that Σ_o is the disjoint unions of Σ_s^i 's, i.e., $\Sigma_o = \bigcup_{i \in \{1, 2, \dots, n\}} \Sigma_s^i$. The indices of the sensors that can be masked by the dynamic mask are denoted as $\mathcal{I}_{ms} \subseteq \{1, 2, \dots, n\}$, and then the sensors that could be masked is denoted as $\Delta_m = \{s_i \in \Delta \mid i \in \mathcal{I}_{ms}\}$. For notational convenience, we denote $\Sigma_{o,M} = \bigcup_{i \in \mathcal{I}_{ms}} \Sigma_s^i$, which is the set of events that could be influenced by the mask operation. Next, we shall introduce two models: 1) mask constraints, which are utilized to serve as a “template” to describe the capabilities of the dynamic mask; 2) dynamic mask, which is one of the desired components that we aim to synthesize.

Mask Constraints: The mask constraints MC is the synchronous product of each sensor s_i 's mask constraints MC_i , where $i \in \mathcal{I}_{ms}$. For the sensor s_i , MC_i is modeled as a finite state automaton, which is shown in Fig. 2:

$$MC_i = (Q_{mc,i}, \Sigma_{mc,i}, \xi_{mc,i}, q_{mc,i}^{init}, Q_{mc,i,m})$$



$$\Sigma_1 = \Sigma_{o,M}^{on} \cup (\Sigma_o - \Sigma_{o,M})$$

$$\Sigma_2 = (\Sigma_{o,M} - \Sigma_s^i)^{on} \cup (\Sigma_o - \Sigma_{o,M})$$

$$\Sigma_3 = (\Sigma_{o,M} - \Sigma_s^i)^{off} \cup \Sigma_{uo} \cup \Sigma_{s,E}^\# \cup \Gamma \cup \{stop, decode\}$$

$$\Sigma_4 = \Sigma_{o,M}^{off} \cup \Sigma_{uo} \cup \Sigma_{s,E}^\# \cup \Gamma \cup \{stop, decode\}$$

Fig. 2: The (schematic) model for mask constraints of s_i

- $Q_{mc,i} = \{q_{mc,i}^{init}, q_i^{on}, q_i^{off}\}$
- $\Sigma_{mc,i} = (\Sigma - \Sigma_{o,M}) \cup \Sigma_{o,M}^{on} \cup \Sigma_{o,M}^{off} \cup \{s_i^{on}, s_i^{off}\} \cup \Sigma_{s,E}^\# \cup \Gamma \cup \{stop, decode\}$
- $\xi_{mc} : Q_{mc,i} \times \Sigma_{mc,i} \rightarrow Q_{mc,i}$

The (partial) transition function $\xi_{mc,i}$ is defined as follows:

1. $\xi_{mc,i}(q_{mc,i}^{init}, s_i^{on}) = q_i^{on}$ and $\xi_{mc,i}(q_{mc,i}^{init}, s_i^{off}) = q_i^{off}$
2. For any $\sigma \in \Sigma_1 = \Sigma_{o,M}^{on} \cup (\Sigma_o - \Sigma_{o,M})$, $\xi_{mc,i}(q_i^{on}, \sigma) = q_{mc,i}^{init}$.
3. For any $\sigma \in \Sigma_3 = (\Sigma_{o,M} - \Sigma_s^i)^{off} \cup \Sigma_{uo} \cup \Sigma_{s,E}^\# \cup \Gamma \cup \{stop, decode\}$, $\xi_{mc,i}(q_i^{on}, \sigma) = q_i^{on}$.
4. For any $\sigma \in \Sigma_2 = (\Sigma_{o,M} - \Sigma_s^i)^{on} \cup (\Sigma_o - \Sigma_{o,M})$, $\xi_{mc,i}(q_i^{off}, \sigma) = q_{mc,i}^{init}$.
5. For any $\sigma \in \Sigma_4 = \Sigma_{o,M}^{off} \cup \Sigma_{uo} \cup \Sigma_{s,E}^\# \cup \Gamma \cup \{stop, decode\}$, $\xi_{mc,i}(q_i^{off}, \sigma) = q_i^{off}$.
6. For any $\sigma \in \Sigma_{s,E}^\# \cup \{stop\}$, $\xi_{mc,i}(q_{mc,i}^{init}, \sigma) = q_{mc,i}^{init}$.

Next, we shall present some explanations for the model MC_i . For the state set $Q_{mc,i}$, $q_{mc,i}^{init}$ is the initial state denoting that the dynamic mask is ready to turn on or turn off sensor s_i since the system initiation or the last observation of some event. q_i^{on} (q_i^{off} , respectively) denotes the state that the dynamic mask has just turned on (off, respectively) the sensor s_i . In the event set, any $\sigma^{on} \in (\Sigma_s^i)^{on}$ is a relabelled copy of the event $\sigma \in \Sigma_s^i$, denoting an event that can be sensed because of the turned on sensor s_i . Similarly, any $\sigma^{off} \in (\Sigma_s^i)^{off}$ is a relabelled copy of the event $\sigma \in \Sigma_s^i$, denoting an event that cannot be sensed because of the turned off sensor s_i . s_i^{on} and s_i^{off} denote the events of turning on and turning off the sensor s_i by the dynamic mask, respectively, which are controllable and observable to the dynamic mask. Thus, in the following text, we shall denote Δ_m^{on} and Δ_m^{off} as the set of events of turning on and turning off the sensors in Δ_m by the dynamic mask, respectively. Any $\sigma \in \Sigma_{s,E}^\# \cup \{stop\}$ denotes the event of edit operations by the edit function, and the event *decode* denotes that the intruder infers the secret, which shall be introduced later in Section III-B and III-F. For the (partial) transition function $\xi_{mc,i}$, the principle is that once the events s_i^{on} (s_i^{off} , respectively) happens, the state of MC_i would transit to state q_i^{on} (q_i^{off} , respectively), denoted by Case 1 in $\xi_{mc,i}$, then, i) only the event in Σ_1 (Σ_2 , respectively)

might be observed and would enable MC_i to transit to the initial state, denoted by Cases 2 and 4, ii) any event in Σ_3 (Σ_4 , respectively) is unobservable and would lead to a self-loop, denoted by Cases 3 and 5. Since the edit operations initiated by the edit function could preempt the the mask operations upon the observation of some event, self-loops labelled by events in $\Sigma_{s,E}^\# \cup \{stop\}$ are defined at the initial state, denoted by Case 6.

The generated mask constraints $MC = \parallel_{i \in \mathcal{I}_{ms}} MC_i$ is denoted as $MC = (Q_{mc}, \Sigma_{mc}, \xi_{mc}, q_{mc}^{init}, Q_{mc,m})$. Based on the model of MC , we have $|Q_{mc}| \leq 3^{|\mathcal{I}_{ms}|}$.

Dynamic Mask: The dynamic mask is modeled as a finite state automaton $M = (Q_m, \Sigma_m, \xi_m, q_m^{init}, Q_{m,m})$, where $\Sigma_m = (\Sigma - \Sigma_{o,M}) \cup \Sigma_{o,M}^{on} \cup \Sigma_{o,M}^{off} \cup \Delta_m^{on} \cup \Delta_m^{off} \cup \Sigma_{s,E}^\# \cup \Gamma \cup \{stop, decode\}$. For the dynamic mask M , the following constraints should be satisfied:

- (M-controllability) For any state $q \in Q_m$ and any $\sigma \in \Sigma_{m,uc} = \Sigma_m - \Sigma_{m,c} = \Sigma_m - (\Delta_m^{on} \cup \Delta_m^{off})$, $\xi_m(q, \sigma)!$.
- (M-observability) For any state $q \in Q_m$ and any $\sigma \in \Sigma_{m,uo} = \Sigma_m - \Sigma_{m,o} = \Sigma_m - ((\Sigma_o - \Sigma_{o,M}) \cup \Sigma_{o,M}^{on} \cup \Delta_m^{on} \cup \Delta_m^{off})$, if $\xi_m(q, \sigma)!$, then $\xi_m(q, \sigma) = q$.

M-controllability states that the dynamic mask can only disable events in $\Delta_m^{on} \cup \Delta_m^{off}$. M-observability states that the dynamic mask can only make a state change after observing an event in $(\Sigma_o - \Sigma_{o,M}) \cup \Sigma_{o,M}^{on} \cup \Delta_m^{on} \cup \Delta_m^{off}$. In this work, by construction, all the controllable events for the dynamic mask are also observable to the dynamic mask. In the following text, we shall refer to $\mathcal{C}_m = (\Sigma_{m,c}, \Sigma_{m,o})$ as the dynamic mask-control constraint.

B. Edit function

The edit function is a component that could instantaneously implement insertion, deletion, and replacement operation when it observes some event. In this work, the basic assumptions of the edit function are given as follows:

- The set of observable events for the edit function is denoted as $\Sigma_{o,E} \subseteq \Sigma_o$. The set of editable events for the edit function is denoted as $\Sigma_{s,E} \subseteq \Sigma_{o,E}$.
- The edit function could determine and conduct edit operations when it observes any event in $\Sigma_{o,E}$. When an edit operation is initiated for a specific observation by the edit function, it will be completed before the next observation. For any edit operation after one observation, the output of the edit function is bounded by U , i.e., we consider bounded edit function.

Next, based on the above assumptions, we shall introduce two models: 1) edit constraints, which are utilized to serve as a “template” to describe the capabilities of the edit function; 2) edit function, which is one of the desired components that we aim to synthesize.

Edit Constraints: Firstly, due to the existence of the dynamic mask shown in Fig. 1, all the events in $\Sigma_{o,M}$ are relabelled as the copies in $\Sigma_{o,M}^{on}$ if the corresponding sensors are not turned off by the dynamic mask. Hence, the set of events that can be observed by the edit function is $(\Sigma_{o,E} - \Sigma_{o,M}) \cup (\Sigma_{o,M} \cap \Sigma_{o,E})^{on} = \Sigma_5 \cup \Sigma_6$, where Σ_5 and Σ_6 are given in Fig. 3. Then, the edit constraints EC is

modeled as a finite state automaton, shown in Fig. 3, similar to the construction in [39].

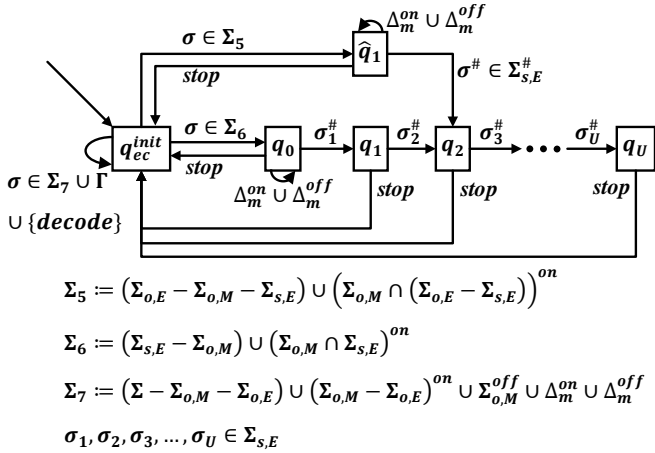


Fig. 3: The (schematic) model for edit constraints

$$EC = (Q_{ec}, \Sigma_{ec}, \xi_{ec}, q_{ec}^{init}, Q_{ec,m})$$

- $Q_{ec} = \{q_n | n \in [0 : U]\} \cup \{q_{ec}^{init}, \hat{q}_1\}$
- $\Sigma_{ec} = (\Sigma - \Sigma_{o,M}) \cup \Sigma_{o,M}^{on} \cup \Sigma_{o,M}^{off} \cup \Delta_m^{on} \cup \Delta_m^{off} \cup \Sigma_{s,E}^\# \cup \Gamma \cup \{stop, decode\}$
- $\xi_{ec} : Q_{ec} \times \Sigma_{ec} \rightarrow Q_{ec}$
- $Q_{ec,m} = \{q_{ec}^{init}\}$

The (partial) transition function ξ_{ec} is defined as follows:

1. For any $\sigma \in \Sigma_7 \cup \Gamma \cup \{decode\} = (\Sigma - \Sigma_{o,M} - \Sigma_{o,E}) \cup (\Sigma_{o,M} - \Sigma_{o,E})^{on} \cup \Sigma_{o,M}^{off} \cup \Delta_m^{on} \cup \Delta_m^{off} \cup \Gamma \cup \{decode\}$, $\xi_{ec}(q_{ec}^{init}, \sigma) = q_{ec}^{init}$.
2. For any $\sigma \in \Sigma_6 = (\Sigma_{s,E} - \Sigma_{o,M}) \cup (\Sigma_{o,M} \cap \Sigma_{s,E})^{on}$, $\xi_{ec}(q_{ec}^{init}, \sigma) = q_0$.
3. For any $\sigma \in \Sigma_5 = (\Sigma_{o,E} - \Sigma_{o,M} - \Sigma_{s,E}) \cup (\Sigma_{o,M} \cap (\Sigma_{o,E} - \Sigma_{s,E}))^{on}$, $\xi_{ec}(q_{ec}^{init}, \sigma) = \hat{q}_1$.
4. For any $n \in [0 : U - 1]$ and any $\sigma \in \Sigma_{s,E}$, $\xi_{ec}(q_n, \sigma^\#) = q_{n+1}$ and $\xi_{ec}(\hat{q}_1, \sigma^\#) = q_2$.
5. For any $q \in \{q_n | n \in [0 : U]\} \cup \{\hat{q}_1\}$, $\xi_{ec}(q, stop) = q_{ec}^{init}$.
6. For any $\sigma \in \Delta_m^{on} \cup \Delta_m^{off}$ and any $q \in \{q_0, \hat{q}_1\}$, $\xi_{ec}(q, \sigma) = q$.

Next, we shall present some explanations for the model EC . For the state set Q_{ec} , 1) q_{ec}^{init} is the initial state, where the edit function has not observed any event in $\Sigma_5 \cup \Sigma_6$ since the system initiation or the last edit operation, 2) $q_n (n \in [0 : U])$ is a state denoting that the edit function has already sent n events since the last observation of some event, 3) \hat{q}_1 is a state denoting that the edit function has observed some non-editable event in Σ_5 , in this case, then we shall count this event in the output of the edit function, i.e., the edit function could still insert at most $U - 1$ editable events. In the event set, any $\sigma^\# \in \Sigma_{s,E}^\#$ denotes the event of sending an event $\sigma \in \Sigma_{s,E}$ by the edit function, and $stop$ denotes the end of the current round of edit operation. All of the events in $\Sigma_7 \cup \Gamma \cup \{decode\}$ are unobservable and uncontrollable to the edit function.

For the (partial) transition function ξ_{ec} ,

- Case 1 says that, at the state q_{ec}^{init} , if any event $\sigma \in \Sigma_7 \cup \Gamma \cup \{decode\}$ happens, no edit operation would be implemented since the edit function cannot observe σ . The occurrence of such event will lead to a self-loop defined at the state q_{ec}^{init} .
- Case 2 says that, at the state q_{ec}^{init} , after the edit function observes any event $\sigma \in (\Sigma_{s,E} - \Sigma_{o,M}) \cup (\Sigma_{o,M} \cap \Sigma_{s,E})^{on}$, it would transit to the state q_0 , at which it could either delete this observed event or replace it with any event in $\Sigma_{s,E}$.
- Case 3 says that, at the state q_{ec}^{init} , after the edit function observes any event $\sigma \in (\Sigma_{o,E} - \Sigma_{o,M} - \Sigma_{s,E}) \cup (\Sigma_{o,M} \cap (\Sigma_{o,E} - \Sigma_{s,E}))^{on}$, it would transit to the state \hat{q}_1 and cannot implement any edit operation on this observed event since it is not editable.
- Case 4 says that at any state $q_n (n \in [0 : U - 1])$ and state \hat{q}_1 , the edit function could insert any editable event $\sigma \in \Sigma_{s,E}$.
- Case 5 says that at any state $q_n (n \in [0 : U])$ and state \hat{q}_1 , the edit function could end the current round of the edit operation and transit back to the initial state q_{ec}^{init} .
- Case 6 ensures that when the edit function observes some event, either of the edit operation and the mask operation initiated by the dynamic mask may occur first.

Based on the model of EC , we have $|Q_{ec}| = U + 3$.

Edit Function: The edit function is modeled as a finite state automaton $E = (Q_e, \Sigma_e, \xi_e, q_e^{init}, Q_{e,m})$, where $\Sigma_e = \Sigma_{ec} = (\Sigma - \Sigma_{o,M}) \cup \Sigma_{o,M}^{on} \cup \Sigma_{o,M}^{off} \cup \Delta_m^{on} \cup \Delta_m^{off} \cup \Sigma_{s,E}^\# \cup \Gamma \cup \{stop, decode\}$, that satisfies the following constraints:

- (E-controllability) For any state $q \in Q_e$ and any $\sigma \in \Sigma_{e,uc} = \Sigma_e - \Sigma_{e,c} = \Sigma_e - (\Sigma_{s,E}^\# \cup \{stop\})$, $\xi_e(q, \sigma)!$.
- (E-observability) For any state $q \in Q_e$ and any $\sigma \in \Sigma_{e,uo} = \Sigma_e - \Sigma_{e,o} = \Sigma_e - ((\Sigma_{o,E} - \Sigma_{o,M}) \cup (\Sigma_{o,M} \cap \Sigma_{o,E})^{on} \cup \Sigma_{s,E}^\# \cup \{stop\})$, if $\xi_e(q, \sigma)!$, then $\xi_e(q, \sigma) = q$.

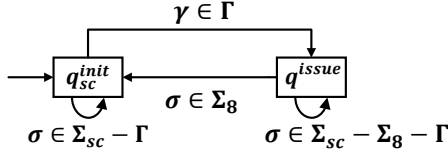
E-controllability states that the edit function can only disable events in $\Sigma_{s,E}^\# \cup \{stop\}$. E-observability states that the edit function can only make a state change after observing an event in $(\Sigma_{o,E} - \Sigma_{o,M}) \cup (\Sigma_{o,M} \cap \Sigma_{o,E})^{on} \cup \Sigma_{s,E}^\# \cup \{stop\}$. In this work, by construction, all the controllable events for the edit function are also observable to the edit function. In the following text, we shall refer to $\mathcal{C}_e = (\Sigma_{e,c}, \Sigma_{e,o})$ as the edit function-control constraint.

C. Supervisor

In this part, we shall introduce two models: 1) supervisor constraints, which are utilized to serve as a “template” to describe the capabilities of the supervisor; 2) supervisor, which is one of the desired components that we aim to synthesize.

Supervisor Constraints: Firstly, due to the existence of the edit function and the dynamic mask shown in Fig. 1, all the events in $\Sigma_{s,E}$ have been relabelled as the copies in $\Sigma_{s,E}^\#$ and all the events in $\Sigma_{o,M} - \Sigma_{s,E}$ have been relabelled as the copies in $(\Sigma_{o,M} - \Sigma_{s,E})^{on}$. Hence, the set of events that can be observed by the supervisor is denoted as $\Sigma_8 = (\Sigma_o - \Sigma_{o,M} - \Sigma_{s,E}) \cup (\Sigma_{o,M} - \Sigma_{s,E})^{on} \cup \Sigma_{s,E}^\#$. Then, the supervisor constraints are modeled as a finite state automaton shown in

Fig. 4. Intuitively speaking, when the system initiates, the supervisor could issue the initial control command without observing any event. Afterwards, the supervisor could issue a new control command again only after it has observed at least one event.



$$\Sigma_8 := (\Sigma_o - \Sigma_{o,M} - \Sigma_{s,E}) \cup (\Sigma_{o,M} - \Sigma_{s,E})^{on} \cup \Sigma_{s,E}^\#$$

Fig. 4: The (schematic) model for supervisor constraints

$$SC = (Q_{sc}, \Sigma_{sc}, \xi_{sc}, q_{sc}^{init})$$

- $Q_{sc} = \{q_{sc}^{init}, q_{sc}^{issue}\}$
- $\Sigma_{sc} = (\Sigma - \Sigma_{o,M}) \cup \Sigma_{o,M}^{on} \cup \Sigma_{o,M}^{off} \cup \Delta_m^{on} \cup \Delta_m^{off} \cup \Sigma_{s,E}^\# \cup \Gamma \cup \{stop, decode\}$
- $\xi_{sc} : Q_{sc} \times \Sigma_{sc} \rightarrow Q_{sc}$

The (partial) transition function ξ_{sc} is defined as follows:

1. For any $\sigma \in \Sigma_{sc} - \Gamma = (\Sigma - \Sigma_{o,M}) \cup \Sigma_{o,M}^{on} \cup \Sigma_{o,M}^{off} \cup \Delta_m^{on} \cup \Delta_m^{off} \cup \Sigma_{s,E}^\# \cup \{stop, decode\}$, $\xi_{sc}(q_{sc}^{init}, \sigma) = q_{sc}^{init}$.
2. For any $\gamma \in \Gamma$, $\xi_{sc}(q_{sc}^{init}, \gamma) = q_{sc}^{issue}$.
3. For any $\sigma \in \Sigma_8 = (\Sigma_o - \Sigma_{o,M} - \Sigma_{s,E}) \cup (\Sigma_{o,M} - \Sigma_{s,E})^{on} \cup \Sigma_{s,E}^\#$, $\xi_{sc}(q_{sc}^{issue}, \sigma) = q_{sc}^{init}$.
4. For any $\sigma \in \Sigma_{sc} - \Sigma_8 - \Gamma = \Sigma_{uo} \cup (\Sigma_{s,E} - \Sigma_{o,M}) \cup (\Sigma_{o,M} \cap \Sigma_{s,E})^{on} \cup \Sigma_{o,M}^{off} \cup \Delta_m^{on} \cup \Delta_m^{off} \cup \{stop, decode\}$, $\xi_{sc}(q_{sc}^{issue}, \sigma) = q_{sc}^{issue}$.

Next, we shall present some explanations for the model SC . For the state set Q_{sc} , 1) q_{sc}^{init} is the initial state, denoting that the supervisor has not issued any control command since the system initiation or the last observation of some event in $(\Sigma_o - \Sigma_{o,M} - \Sigma_{s,E}) \cup (\Sigma_{o,M} - \Sigma_{s,E})^{on} \cup \Sigma_{s,E}^\#$, 2) q_{sc}^{issue} is a state denoting that the supervisor has just issued a control command and since then it has not observed any event in $(\Sigma_o - \Sigma_{o,M} - \Sigma_{s,E}) \cup (\Sigma_{o,M} - \Sigma_{s,E})^{on} \cup \Sigma_{s,E}^\#$. In the event set, any $\gamma \in \Gamma$ denotes the event of issuing a control command γ by the supervisor. In this work, we shall impose a natural assumption that any $\gamma \in \Gamma$ is observable to the supervisor.

For the (partial) transition function ξ_{sc} ,

- Cases 1 and 2 say that, at the state q_{sc}^{init} , the supervisor would make a transition to state q_{sc}^{issue} only after it issues a control command $\gamma \in \Gamma$. If any other event $\sigma \in \Sigma_{sc} - \Gamma$ happens, the supervisor would only do a self-loop transition.
- Cases 3 and 4 say that, at the state q_{sc}^{issue} , since the supervisor has just issued a control command, it would not issue a control command again until receiving a new observation. Thus, at the state q_{sc}^{issue} , the supervisor would make a transition to state q_{sc}^{init} only after it observes an event in $(\Sigma_o - \Sigma_{o,M} - \Sigma_{s,E}) \cup (\Sigma_{o,M} - \Sigma_{s,E})^{on} \cup \Sigma_{s,E}^\#$. The occurrence of any other event in Σ_{sc} would lead to a self-loop.

Based on the model of SC , we have that $|Q_{sc}| = 2$.

Supervisor: The supervisor is modeled as a finite state automaton $S = (Q_s, \Sigma_s, \xi_s, q_s^{init}, Q_{s,m})$, where $\Sigma_s = \Sigma_{sc} = (\Sigma - \Sigma_{o,M}) \cup \Sigma_{o,M}^{on} \cup \Sigma_{o,M}^{off} \cup \Delta_m^{on} \cup \Delta_m^{off} \cup \Sigma_{s,E}^\# \cup \Gamma \cup \{stop, decode\}$, that satisfies the following constraints:

- (S-controllability) For any state $q \in Q_s$ and any $\sigma \in \Sigma_s - \Sigma_{s,c} = \Sigma_s - \Gamma$, $\xi_s(q, \sigma)!$.
- (S-observability) For any state $q \in Q_s$ and any $\sigma \in \Sigma_s - \Sigma_{s,o} = \Sigma_s - ((\Sigma_o - \Sigma_{o,M} - \Sigma_{s,E}) \cup (\Sigma_{o,M} - \Sigma_{s,E})^{on} \cup \Sigma_{s,E}^\# \cup \Gamma)$, if $\xi_s(q, \sigma)!$, then $\xi_s(q, \sigma) = q$.

S-controllability states that the supervisor can only disable events in Γ . S-observability states that the supervisor can only make a state change after observing events in $(\Sigma_o - \Sigma_{o,M} - \Sigma_{s,E}) \cup (\Sigma_{o,M} - \Sigma_{s,E})^{on} \cup \Sigma_{s,E}^\# \cup \Gamma$. In this work, by construction, all the controllable events for the supervisor are also observable to the supervisor. In the following text, we shall refer to $\mathcal{C}_s = (\Sigma_{s,c}, \Sigma_{s,o})$ as the supervisor-control constraint.

D. Plant

Plant G is modeled as a finite state automaton $G = (Q, \Sigma, \xi_G, q^{init}, Q_{G,m})$. The set of secret states in plant G is denoted as $Q_{sec} \subseteq Q$. The set of bad states that need to be avoided in G is denoted as $Q_{avoid} \subseteq Q$. In this work, we consider current-state opacity (CSO) [2].

Next, we shall perform a relabelling of G to capture the effects of the dynamic mask turning on and turning off some sensors. Since all the events in $\Sigma_{o,M}$ would be affected by the action of turning on and turning off sensors by the dynamic mask, we shall replace all the transitions labelled by events $\sigma \in \Sigma_{o,M}$ in G with two relabelled copies $\sigma^{on} \in \Sigma_{o,M}^{on}$ and $\sigma^{off} \in \Sigma_{o,M}^{off}$. The modified plant G_{new} is defined as follows:

$$G_{new} = (Q, (\Sigma - \Sigma_{o,M}) \cup \Sigma_{o,M}^{on} \cup \Sigma_{o,M}^{off}, \xi_{new}, q^{init}, Q_{G,m})$$

where ξ_{new} is defined as: 1) for any $q, q' \in Q$ and any $\sigma \in \Sigma_{o,M}$, $\xi_G(q, \sigma) = q' \Leftrightarrow \xi_{new}(q, \sigma^{on}) = q' \wedge \xi_{new}(q, \sigma^{off}) = q'$, 2) for any $q, q' \in Q$ and any $\sigma \in \Sigma - \Sigma_{o,M}$, $\xi_G(q, \sigma) = q' \Leftrightarrow \xi_{new}(q, \sigma) = q'$. For notational simplicity, in the following text, the modified plant is still denoted as G , that is, $G := G_{new} = (Q, (\Sigma - \Sigma_{o,M}) \cup \Sigma_{o,M}^{on} \cup \Sigma_{o,M}^{off}, \xi_G, q^{init}, Q_{G,m})$.

E. Command execution component

The command execution automaton is a component to explicitly describe the execution phase of a control command. Due to the effects of turning on or turning off sensors by the dynamic mask, all the events in $\Sigma_{o,M}$ have been relabelled as the copies in $\Sigma_{o,M}^{on}$ and $\Sigma_{o,M}^{off}$. Then, the command execution automaton is modeled as a finite state automaton CE , which is illustrated in Fig. 5.

$$CE = (Q_{ce}, \Sigma_{ce}, \xi_{ce}, q_{ce}^{init}, Q_{ce,m})$$

- $Q_{ce} = \{q^\gamma | \gamma \in \Gamma\} \cup \{q_{ce}^{init}\}$
- $\Sigma_{ce} = \Gamma \cup (\Sigma - \Sigma_{o,M}) \cup \Sigma_{o,M}^{on} \cup \Sigma_{o,M}^{off}$
- $\xi_{ce} : Q_{ce} \times \Sigma_{ce} \rightarrow Q_{ce}$
- $Q_{ce,m} = \{q_{ce}^{init}\}$

The (partial) transition function ξ_{ce} is defined as follows:

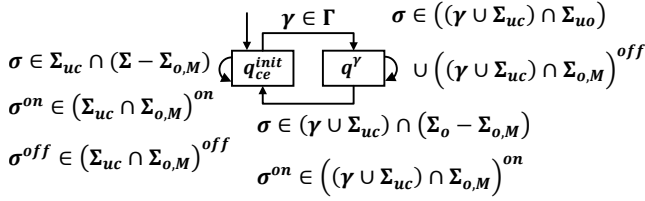


Fig. 5: The (schematic) model for command execution component

1. For any $\gamma \in \Gamma$, $\xi_{ce}(q_{ce}^{init}, \gamma) = q^\gamma$.
2. For any $\sigma \in ((\gamma \cup \Sigma_{uc}) \cap \Sigma_{uo}) \cup ((\gamma \cup \Sigma_{uc}) \cap \Sigma_{o,M})^{off}$, $\xi_{ce}(q^\gamma, \sigma) = q^\gamma$.
3. For any $\sigma \in (\gamma \cup \Sigma_{uc}) \cap (\Sigma_o - \Sigma_{o,M})$, $\xi_{ce}(q^\gamma, \sigma) = q_{ce}^{init}$.
4. For any $\sigma \in (\gamma \cup \Sigma_{uc}) \cap \Sigma_{o,M}$, $\xi_{ce}(q^\gamma, \sigma^{on}) = q_{ce}^{init}$.
5. For any $\sigma \in \Sigma_{uc} \cap (\Sigma - \Sigma_{o,M})$, $\xi_{ce}(q_{ce}^{init}, \sigma) = q_{ce}^{init}$.
6. For any $\sigma \in \Sigma_{uc} \cap \Sigma_{o,M}$, $\xi_{ce}(q_{ce}^{init}, \sigma^{on}) = q_{ce}^{init}$ and $\xi_{ce}(q_{ce}^{init}, \sigma^{off}) = q_{ce}^{init}$.

Next, we shall present some explanations for the model CE . For the state set Q_{ce} , 1) q_{ce}^{init} is a state denoting that the command execution automaton is not using any control command, 2) $q^\gamma \in Q_{ce}(\gamma \in \Gamma)$ is a state denoting that command execution automaton is using the control command γ .

For the (partial) transition function ξ_{ce} ,

- Case 1 says that, at the state q_{ce}^{init} , if the command execution component receives a control command γ , then it will start to use γ and transit to the state q^γ .
- Case 2 says that, at the state q^γ , if any unobservable event $\sigma \in ((\gamma \cup \Sigma_{uc}) \cap \Sigma_{uo}) \cup ((\gamma \cup \Sigma_{uc}) \cap \Sigma_{o,M})^{off}$ is executed, then it will lead to a self-loop, meaning that γ will be reused.
- Cases 3 and 4 say that, at the state q^γ , if any event $\sigma \in (\gamma \cup \Sigma_{uc}) \cap (\Sigma_o - \Sigma_{o,M})$, or $\sigma^{on} \in ((\gamma \cup \Sigma_{uc}) \cap \Sigma_{o,M})^{on}$ is executed by the command execution component, then it will transit back to the state q_{ce}^{init} and wait for the next control command issued by the supervisor.
- Cases 5 and 6 say that, at the state q_{ce}^{init} , any uncontrollable event $\sigma \in \Sigma_{uc} \cap (\Sigma - \Sigma_{o,M})$, or $\sigma^{on} \in (\Sigma_{uc} \cap \Sigma_{o,M})^{on}$, or $\sigma^{off} \in (\Sigma_{uc} \cap \Sigma_{o,M})^{off}$ can be executed.

Based on the model of CE , we have that $|Q_{ce}| = 2^{|\Sigma_c|}$.

F. Intruder

In Fig. 1, the intruder is a component that could eavesdrop (part of) the sensor events and (part of) the control commands. The assumptions for the intruder in this work are listed as follows:

- The set of observable sensor events for the intruder is denoted as $\Sigma_{o,I} \subseteq \Sigma$. Here, $\Sigma_{o,I}$ could be different from $\Sigma_{o,M}$, $\Sigma_{o,E}$, and Σ_o . The set of observable control commands for the intruder is denoted as $\Gamma_o \subseteq \Gamma$.
- The intruder has the full knowledge of the structure of the plant but does not know the specification of the plant. The

intruder knows the controllable and observable events. In addition, the intruder is not sure about the presence of the dynamic mask and the edit function.

Since the intruder has the prior knowledge of the plant and could observe some sensor events and control commands, it is able to compare its online observations with the prior knowledge to check whether there exist some privacy-preserving components in the closed-loop system, that is, it would discover the existence of the dynamic mask or the edit function once some information inconsistency happens. Next, we shall introduce how to model the intruder. Generally speaking, the construction of the intruder model consists of the following steps:

Step 1: Firstly, since the intruder is not sure about the presence of the dynamic mask and the edit function, we shall remove all the transitions labelled by events in $\Sigma_{o,M}^{off}$ in G and CE , and generate a modified plant $G_1 = (Q, \Sigma_{G_1}, \xi_{G_1}, q_{G,m}^{init}, Q_{G,m})$, where $\Sigma_{G_1} = (\Sigma - \Sigma_{o,M}) \cup \Sigma_{o,M}^{on}$, and a modified command execution component $CE_1 = (Q_{ce}, \Sigma_{ce_1}, \xi_{ce_1}, q_{ce,m}^{init}, Q_{ce,m})$, where $\Sigma_{ce_1} = (\Sigma - \Sigma_{o,M}) \cup \Sigma_{o,M}^{on} \cup \Gamma$. Since the intruder could observe (part of) the control commands, each time when it observes one, based on the structure of the plant G_1 and the command execution component CE_1 , the intruder is able to refine its state estimation and predict the events that would be fired by the plant. To encode this feature, we compute the synchronous product of the command execution component CE_1 , which describes the phase from using a control command to executing an event, and the model of plant G_1 . Then, we mark all the states. For notational simplicity, we still denote the resulting automaton, given as follows, as $G_1 || CE_1$:

$$G_1 || CE_1 = (Q_{G_1 || CE_1}, \Sigma_{G_1 || CE_1}, \xi_{G_1 || CE_1}, q_{G_1 || CE_1}^{init})$$

where $\Sigma_{G_1 || CE_1} = (\Sigma - \Sigma_{o,M}) \cup \Sigma_{o,M}^{on} \cup \Gamma$. In $G_1 || CE_1$, the set of secret states is denoted as $Q_{sec}^p = \{(q, q_{ce}) \in Q_{G_1 || CE_1} | q \in Q_{sec}\}$ since whether a state is secret or not in $G_1 || CE_1$ entirely depends on whether the plant state belongs to Q_{sec} .

Step 2: At this step, we need to encode the following features of the intruder: 1) In $G_1 || CE_1$, the intruder could only observe elements in $\widetilde{\Sigma}_{o,I} = (\Sigma_{o,I} - \Sigma_{o,M}) \cup (\Sigma_{o,I} \cap \Sigma_{o,M})^{on} \cup \Gamma_o$; 2) Based on the prior knowledge $G_1 || CE_1$, any information inconsistency would be discovered by the intruder based on its partial observation. Thus, we shall construct the following finite state automaton

$$P_{\widetilde{\Sigma}_{o,I}}(G_1 || CE_1) = (Q_{temp}, \Sigma_{temp}, \xi_{temp}, q_{temp}^{init})$$

- $Q_{temp} = 2^{Q_{G_1 || CE_1}} = 2^{Q \times Q_{ce}}$
- $\Sigma_{temp} = (\Sigma - \Sigma_{o,M}) \cup \Sigma_{o,M}^{on} \cup \Gamma$
- $\xi_{temp} : Q_{temp} \times \Sigma_{temp} \rightarrow Q_{temp}$
- $q_{temp}^{init} = UR_{G, \Sigma_{temp} - \widetilde{\Sigma}_{o,I}}(q_{G_1 || CE_1}^{init})$

Based on the above-constructed automaton, it is noteworthy that: 1) reaching any state in $2^{Q_{sec}} - \{\emptyset\}$ implies that the intruder has inferred the system secret; 2) any transition to state \emptyset in $P_{\widetilde{\Sigma}_{o,I}}(G_1 || CE_1)$ reveals the existence of the privacy-preserving components.

Step 3: At this step, for $P_{\Sigma_{o,I}}(G_1||CE_1)$, we shall explicitly encode the fact that the intruder has inferred the system secret at any state in $2^{Q_{sec}^p} - \{\emptyset\}$. In addition, due to the existence of the edit function, any event $\sigma \in (\Sigma - \Sigma_{o,M}) \cap \Sigma_{s,E} = \Sigma_{s,E} - \Sigma_{o,M}$ and $\sigma^{on} \in (\Sigma_{o,M} \cap \Sigma_{s,E})^{on}$ need to be replaced with the relabelled copy $\sigma^\# \in \Sigma_{s,E}^\#$. Then, based on $P_{\Sigma_{o,I}}(G_1||CE_1)$, the model of the intruder I is generated by the following procedure:

$$I = (Q_i, \Sigma_i, \xi_i, q_i^{init}, Q_{i,m})$$

1. $Q_i = Q_{temp} \cup \{q^{unsafe}\}$
2. $\Sigma_i = (\Sigma - \Sigma_{o,M} - \Sigma_{s,E}) \cup (\Sigma_{o,M} - \Sigma_{s,E})^{on} \cup \Sigma_{s,E}^\# \cup \Gamma \cup \{decode\}$
3. a. $(\forall q \in Q_i) q \in 2^{Q_{sec}^p} - \{\emptyset\} \Leftrightarrow \xi_i(q, decode) = q^{unsafe}$
b. $(\forall q, q' \in Q_i)(\forall \sigma \in \Sigma_{s,E} - \Sigma_{o,M}) \xi_{temp}(q, \sigma) = q' \Leftrightarrow \xi_i(q, \sigma^\#) = q'$
c. $(\forall q, q' \in Q_i)(\forall \sigma \in \Sigma_{o,M} \cap \Sigma_{s,E}) \xi_{temp}(q, \sigma^{on}) = q' \Leftrightarrow \xi_i(q, \sigma^\#) = q'$
d. $(\forall q, q' \in Q_i)(\forall \sigma \in (\Sigma - \Sigma_{o,M} - \Sigma_{s,E}) \cup (\Sigma_{o,M} - \Sigma_{s,E})^{on} \cup \Gamma) \xi_{temp}(q, \sigma) = q' \Leftrightarrow \xi_i(q, \sigma) = q'$
e. $(\forall q \in \{\emptyset, q^{unsafe}\})(\forall \sigma \in \Sigma_i - \{decode\}) \xi_i(q, \sigma) = q$
4. $q_i^{init} = q_{temp}^{init}$
5. $Q_{i,m} = Q_{temp} - \{\emptyset\}$

We shall give some explanations for the above procedure.

- At Step 1 and Step 2, a new state q^{unsafe} and a new event $decode$, denoting that the intruder infers that plant G has reached a secret state, is added to the state set and the event set, respectively. This generates the new state set Q_i and the new event set Σ_i , respectively.
- Step 3 is dedicated to defining the (partial) transition functions ξ_i . At Step 3.a, for any state $q \in 2^{Q_{sec}^p} - \{\emptyset\}$, the intruder infers that plant G has reached a secret state; thus, a new transition is added to the state q , denoted by $\xi_i(q, decode) = q^{unsafe}$. Since the event $decode$ is uncontrollable to the dynamic mask, edit function, and supervisor, it should be avoided that the intruder transits to any state $q \in 2^{Q_{sec}^p} - \{\emptyset\}$. At Steps 3.b, 3.c. and 3.d, transitions are relabelled as discussed before. At Step 3.e, for any state $q \in \{\emptyset, q^{unsafe}\}$, where the intruder has either already inferred the system secret or the existence of the privacy-preserving components, self-loops labelled by events in $\Sigma_i - \{decode\}$ are defined, as the occurrence of any further event would not change this fact.

From the point of view of the dynamic mask, the edit function, and the supervisor, they should work together such that the transitions to the state \emptyset and q^{unsafe} are avoided. Based on the model of I , we have that $|Q_i| \leq 2^{|Q| \times |Q_{ce}|} + 1$.

IV. CO-SYNTHESIS OF DYNAMIC MASK, EDIT FUNCTION, AND SUPERVISOR

In this section, based on the component models introduced in Section III, we shall propose an incremental heuristic approach to co-synthesize a dynamic mask, an edit function, and a supervisor for opacity enforcement and requirement satisfaction.

A. Solution Methodology

Based on the architecture shown in Fig. 1, the closed-loop system behavior \mathcal{B} can be modeled as the synchronous product of the plant G , command execution component CE , dynamic mask constraints MC , edit constraints EC , supervisor constraints SC , intruder I , dynamic mask M , edit function E , and supervisor S , which is given as follows:

$$\begin{aligned} \mathcal{B} &= G||CE||MC||EC||SC||I||M||E||S \\ &= (Q_b, \Sigma_b, \xi_b, q_b^{init}, Q_{b,m}) \end{aligned}$$

- $Q_b = Q \times Q_{ce} \times Q_{mc} \times Q_{ec} \times Q_{sc} \times Q_i \times Q_m \times Q_e \times Q_s$
- $\Sigma_b = (\Sigma - \Sigma_{o,M}) \cup \Sigma_{o,M}^{on} \cup \Sigma_{o,M}^{off} \cup \Delta_m^{on} \cup \Delta_m^{off} \cup \Sigma_{s,E}^\# \cup \Gamma \cup \{stop, decode\}$
- $\xi_b : Q_b \times \Sigma_b \rightarrow Q_b$
- $q_b^{init} = (q^{init}, q_{ce}^{init}, q_{mc}^{init}, q_{ec}^{init}, q_{sc}^{init}, q_i^{init}, q_m^{init}, q_e^{init}, q_s^{init})$
- $Q_{b,m} = Q_{G,m} \times Q_{ce,m} \times Q_{mc,m} \times Q_{ec,m} \times Q_{sc} \times Q_{i,m} \times Q_{m,m} \times Q_{e,m} \times Q_{s,m}$

Based on the closed-loop behavior \mathcal{B} , we shall introduce two definitions regarding the opacity and the covertness. Recall that the dynamic mask-control constraint is $\mathcal{C}_m = (\Sigma_{m,c}, \Sigma_{m,o})$, the edit function-control constraint is $\mathcal{C}_e = (\Sigma_{e,c}, \Sigma_{e,o})$, and the supervisor-control constraint is $\mathcal{C}_s = (\Sigma_{s,c}, \Sigma_{s,o})$.

Definition IV.1. (Opacity) Given any plant G , command execution component CE , dynamic mask constraints MC , edit constraints EC , supervisor constraints SC , and intruder I , the combination of the dynamic mask M , the edit function E , and the supervisor S is an opaque dynamic mask-edit function-supervisor pair w.r.t. \mathcal{C}_m , \mathcal{C}_e , and \mathcal{C}_s if any state in $Q_{unsafe} = \{(q, q_{ce}, q_{mc}, q_{ec}, q_{sc}, q_i, q_m, q_e, q_s) \in Q_b | q_i = q^{unsafe}\}$ is not reachable in \mathcal{B} .

Definition IV.2. (Covertness) Given any plant G , command execution component CE , dynamic mask constraints MC , edit constraints EC , supervisor constraints SC , and intruder I , the combination of the dynamic mask M , the edit function E , and the supervisor S is a covert dynamic mask-edit function-supervisor pair w.r.t. \mathcal{C}_m , \mathcal{C}_e , and \mathcal{C}_s if any state in $Q_{bad} = \{(q, q_{ce}, q_{mc}, q_{ec}, q_{sc}, q_i, q_m, q_e, q_s) \in Q_b | q_i = \emptyset\}$ is not reachable in \mathcal{B} .

Next, we shall explain our approach in modeling the problem of co-synthesis of dynamic mask, edit function, and supervisor as a distributed Ramadge-Wonham supervisory control problem. Since the closed-loop system is $\mathcal{B} = G||CE||MC||EC||SC||I$, we can view

$$\mathcal{P} = G||CE||MC||EC||SC||I = (Q_{\mathcal{P}}, \Sigma_{\mathcal{P}}, \xi_{\mathcal{P}}, q_{\mathcal{P}}^{init}, Q_{\mathcal{P},m})$$

as the new plant and treat M , E , and S as the distributed supervisor to be synthesized over the distributed control architecture $\mathcal{A} = (\mathcal{C}_m, \mathcal{C}_e, \mathcal{C}_s)$. Our goal is to synthesize M , E , and S such that

- \mathcal{B} is nonblocking and plant G would never reach any state in Q_{avoid} .
- The combination of M , E , and S is an opaque and covert dynamic mask-edit function-supervisor pair w.r.t. \mathcal{C}_m , \mathcal{C}_e , and \mathcal{C}_s .

Next, we shall briefly review the previous works on distributed supervisor synthesis, which is known to be an undecidable problem [41]-[43]. In [44], the authors propose an approach to synthesize distributed supervisor by adopting a coordinator. However, in the architecture shown in Fig. 1, such a coordinator does not exist and this approach cannot be used for the problem to be solved in this work. In [45], the supervisor localization algorithm is proposed, where the observable alphabet for the local supervisor needs to be lifted, which is not applicable for the problem in this work since the observable alphabets of the dynamic mask, edit function, and supervisor are fixed. In [48], an aggregative synthesis method is designed for the distributed supervisory control problem, which always seeks to synthesize a nonblocking local supervisor at each step. Nevertheless, for the dynamic mask, edit function, and supervisor to be synthesized in this work, it is very likely to generate an empty solution at the first synthesis step by using the algorithm in [48], due to the special distributed control architecture.

Thus, in this work, we shall propose an incremental heuristic to synthesize the dynamic mask, edit function, and supervisor gradually by taking the special structure of the information flow into consideration. The details of the proposed algorithm would be presented in Section IV-B.

B. Incremental Heuristic Synthesis

We shall briefly explain the main idea of our method. Firstly, we shall synthesize the ensemble of the dynamic mask and the edit function, denoted as ME , over the dynamic mask-edit function-control constraint $C_{me} = (\Sigma_{m,c} \cup \Sigma_{e,c}, \Sigma_{m,o} \cup \Sigma_{e,o})$. We require ME to ensure the marker-reachability, and the opacity and the covertness properties against a sensor eavesdropping, but command non-eavesdropping intruder, considering the fact that the sending of control commands are uncontrollable to either the dynamic mask or the edit function. Next, we need to decompose ME into a dynamic mask and an edit function that preserves the marker-reachability. To solve this problem, we shall adopt the technique developed in [47] and develop a reduction from the ME decomposition problem to the SAT problem. Finally, based on the decomposed results, we shall synthesize the supervisor that could ensure the non-blockingness, and the opacity and the covertness against the sensor-actuator eavesdropping intruder. Next, we shall present the detailed procedure of the proposed incremental synthesis heuristic:

Procedure 1:

1. Generate $P_{\Sigma_{o,I}-\Gamma}(G_1) = (Q_{temp}^w, \Sigma_{temp}^w, \xi_{temp}^w, x_{temp}^{w,init})$.
2. Generate the sensor eavesdropping intruder $I^w = (Q_i^w, \Sigma_i^w, \xi_i^w, x_i^{w,init}, Q_{i,m}^w)$, where
 - $Q_i = Q_{temp}^w \cup \{q^{w,unsafe}\}$
 - $\Sigma_i^w = (\Sigma - \Sigma_{o,M} - \Sigma_{s,E}) \cup (\Sigma_{o,M} - \Sigma_{s,E})^{on} \cup \Sigma_{s,E}^\# \cup \{decode\}$
 - $(\forall q \in Q_i^w) q \in 2^{Q_{sec}} - \{\emptyset\} \Leftrightarrow \xi_i^w(q, decode) = q^{w,unsafe}$
 - $(\forall q, q' \in Q_i^w)(\forall \sigma \in \Sigma_{s,E} - \Sigma_{o,M}) \xi_{temp}^w(q, \sigma) = q' \Leftrightarrow \xi_i^w(q, \sigma^\#) = q'$

- $(\forall q, q' \in Q_i^w)(\forall \sigma \in \Sigma_{o,M} \cap \Sigma_{s,E}) \xi_{temp}^w(q, \sigma^{on}) = q' \Leftrightarrow \xi_i^w(q, \sigma^\#) = q'$
 - $(\forall q, q' \in Q_i^w)(\forall \sigma \in (\Sigma - \Sigma_{o,M} - \Sigma_{s,E}) \cup (\Sigma_{o,M} - \Sigma_{s,E})^{on}) \xi_{temp}^w(q, \sigma) = q' \Leftrightarrow \xi_i^w(q, \sigma) = q'$
 - $(\forall q \in \{\emptyset, q^{w,unsafe}\})(\forall \sigma \in \Sigma_i^w - \{decode\}) \xi_i^w(q, \sigma) = q$
 - $q_i^{w,init} = q_{temp}^{w,init}$
 - $Q_{i,m}^w = Q_{temp}^w - \{\emptyset\}$
3. Compute $\mathcal{P}_{ME} = G||CE||MC||EC||SC||I^w = (Q_{ME}, \Sigma_{ME}, \xi_{ME}, q_{ME}^{init}, Q_{ME,m})$
 4. Generate $\mathcal{P}_{ME}^r = (Q_{ME}^r, \Sigma_{ME}^r, \xi_{ME}^r, q_{ME}^{r,init}, Q_{ME,m}^r)$
 - $Q_{ME}^r := Q_{ME} - Q_1$, where
 - $Q_1 := \{(q, q_{ce}, q_{mc}, q_{ec}, q_{sc}, q_i) \in Q_{ME} | q_i = q^{w,unsafe} \vee q_i = \emptyset\}$
 - $\Sigma_{ME}^r := \Sigma_{ME}$
 - $(\forall q, q' \in Q_{ME}^r)(\forall \sigma \in \Sigma_{ME}^r) \xi_{ME}(q, \sigma) = q' \Leftrightarrow \xi_{ME}^r(q, \sigma) = q'$
 - $q_{ME}^{r,init} := q_{ME}^{init}$
 - $Q_{ME,m}^r := Q_{ME,m} - Q_1$
 5. Synthesize a supervisor $ME = (Q_{me}, \Sigma_{me}, \xi_{me}, q_{me}^{init}, Q_{me,m})$ over the dynamic mask-edit function-control constraint C_{me} by treating \mathcal{P}_{ME} as the plant and \mathcal{P}_{ME}^r as the requirement such that $\mathcal{P}_{ME}||ME$ is marker-reachable and safe w.r.t. \mathcal{P}_{ME}^r . If ME exists, go to Step 6; otherwise, end the procedure.
 6. Solve the problem of decomposing² ME into a k -bounded dynamic mask $M = (Q_m, \Sigma_m, \xi_m, q_m^{init}, Q_{m,m})$ over C_m and an l -bounded edit function $E = (Q_e, \Sigma_e, \xi_e, q_e^{init}, Q_{e,m})$ over C_e by reducing it to the validity of the formula $\phi_{decompose}^{M,E,ME,C_m,C_e,k,l}$. If such M and E exist, go to Step 7; otherwise, set $k := k+1$ and $l := l+1$ and repeat Step 6.
 7. Compute $\mathcal{P}_S = G||CE||MC||EC||SC||I||M||E = (Q_S, \Sigma_S, \xi_S, q_S^{init}, Q_{S,m})$
 8. Generate $\mathcal{P}_S^r = (Q_S^r, \Sigma_S^r, \xi_S^r, q_S^{r,init}, Q_{S,m}^r)$
 - $Q_S^r := Q_S - Q_2$
 - $Q_2 := \{(q, q_{ce}, q_{mc}, q_{ec}, q_{sc}, q_i, q_m, q_e) \in Q_S | q \in Q_{avoid} \vee q_i = q^{unsafe} \vee q_i = \emptyset\}$
 - $\Sigma_S^r := \Sigma_S$
 - $(\forall q, q' \in Q_S^r)(\forall \sigma \in \Sigma_S^r) \xi_S(q, \sigma) = q' \Leftrightarrow \xi_S^r(q, \sigma) = q'$
 - $q_S^{r,init} := q_S^{init}$
 - $Q_{S,m}^r := Q_{S,m} - Q_2$
 9. Synthesize a supervisor $S = (Q_s, \Sigma_s, \xi_s, q_s^{init}, Q_{s,m})$ over the supervisor-control constraint $C_s = (\Sigma_{s,c}, \Sigma_{s,o})$ by treating \mathcal{P}_S as the plant and \mathcal{P}_S^r as the requirement such that $\mathcal{P}_S||S$ is nonblocking and safe w.r.t. \mathcal{P}_S^r .

We shall briefly explain the above procedure. Steps 1-2 generate a weak intruder I^w that can only eavesdrop the sensor information. The procedure of constructing I^w is similar to that of I in Section III-F. The only difference is that the state

²The details of the decomposition procedure will be explained shortly.

estimator for this weak intruder only requires the structure of G , but not the structure $G||CE$ as the sending of control commands are not observable. Based on I^w , Step 3 and Step 4 compute \mathcal{P}_{ME} and \mathcal{P}_{ME}^r , respectively, where \mathcal{P}_{ME}^r is generated from \mathcal{P}_{ME} by removing the states where I^w reaches the state $q^{w,unsafe}$ or \emptyset , implying that I^w either infers the system secret or discovers the existence of the dynamic mask or the edit function. Then, at Step 5, we compute ME that can ensure the safety w.r.t. \mathcal{P}_{ME}^r and the marker-reachability. At Step 6, the synthesized ME is decomposed into a dynamic mask M and an edit function E , which preserves the marker-reachability, by reducing it to a SAT problem. The details will be introduced later. In the part regarding the synthesis of a supervisor, \mathcal{P}_S and \mathcal{P}_S^r are treated as the plant and the requirement, respectively. \mathcal{P}_S is generated at Step 7 based on the decomposed M and E . At Step 8, the requirement \mathcal{P}_S^r is generated from \mathcal{P}_S by removing the set of states Q_2 , which denotes the states that are not allowed by the user requirement and that the sensor-actuator eavesdropping intruder I has inferred the system secret or discovered the existence of the dynamic mask or edit function. Finally, we compute the supervisor S that can ensure the safety w.r.t. \mathcal{P}_S^r and the nonblockingness at Step 9.

Next, we shall explain how to formally reduce the decomposition problem of ME to a SAT problem. For any given parameters k (bounding the size of the dynamic mask) and l (bounding the size of the edit function), the synthesized dynamic mask-edit function ME , dynamic mask-control constraint \mathcal{C}_m , and edit function-control constraint \mathcal{C}_e , we shall produce a SAT formula $\phi_{decompose}^{M,E,ME,\mathcal{C}_m,\mathcal{C}_e,k,l}$ such that $\phi_{decompose}^{M,E,ME,\mathcal{C}_m,\mathcal{C}_e,k,l}$ is satisfiable if and only if there exists a k -bounded dynamic mask M over \mathcal{C}_m and an l -bounded edit function E over \mathcal{C}_e such that 1) $L(M||E) \subseteq L(ME)$, 2) $L_m(M||E) \subseteq L_m(ME)$, and 3) $G||CE||MC||EC||SC||I||M||E$ is marker-reachable. Moreover, we can extract a model, if the formula is indeed satisfiable, which can be used to construct a k -bounded dynamic mask M and an l -bounded edit function E with the prescribed properties.

To ensure $L(M||E) \subseteq L(ME)$ and $L_m(M||E) \subseteq L_m(ME)$, we need to transform the language inclusion enforcement to the enforcement of the non-reachability of certain states in the synchronous product $M||E||ME$. However, in general, M , E , and ME are partial finite state automata that are not complete. We here remark that enforcing language inclusion is equivalent to enforcing the non-reachability of certain states in the synchronous product, if and only if complete finite state automata are used [49]. This trouble can be easily resolved by using the completion \bar{P} of a (partial) finite state automaton P . Formally, the completion of any (partial) finite state automaton $P = (V, \Sigma, \xi, v_0, V_m)$ is a complete finite state automaton $\bar{P} = (V \cup \{v_d\}, \Sigma, \bar{\xi}, v_0, V_m)$, where the distinguished state $v_d \notin V$ denotes the added dump state and

$$\bar{\xi} = \xi \cup (\{v_d\} \times \Sigma \times \{v_d\}) \cup \left\{ (v, \sigma, v_d) \mid \begin{array}{l} \neg \xi(v, \sigma)! \wedge v \in V \\ \wedge \sigma \in \Sigma \end{array} \right\}$$

denotes the transition function. We remark that it is straightforward to recover P from \bar{P} ; we only need to remove the

dump state v_d and the corresponding transitions. Thus, to ensure $L(M||E) \subseteq L(ME)$, we only need to ensure in $\bar{M}||\bar{E}||\bar{M}\bar{E}$ the non-reachability of states for which \bar{M} and \bar{E} are not in the dump states while $\bar{M}\bar{E}$ is in the dump state. To ensure $L_m(M||E) \subseteq L_m(ME)$, we only need to ensure in $\bar{M}||\bar{E}||\bar{M}\bar{E}$ the non-reachability of states for which \bar{M} and \bar{E} are in some marked states while $\bar{M}\bar{E}$ is not [47].

Next, we first explain how the dynamic mask M and the edit function E can be propositionally encoded. Let $M = (Q_m, \Sigma_m, \xi_m, q_m^{init}, Q_{m,m})$ denote a k -bounded dynamic mask over $\mathcal{C}_m = (\Sigma_{m,c}, \Sigma_{m,o})$, where $Q_m := \{q_m^0, q_m^1, \dots, q_m^{k-1}\}$ consists of k states, $q_m^{init} = q_m^0 \in Q_m$ is the initial state; the partial transition function $\xi_m : Q_m \times \Sigma_m \rightarrow Q_m$ and $Q_{m,m}$ are the parameters that need to be determined to ensure that M is part of a solution of the given instance, if it exists. Our goal is to determine \bar{M} , which can be used to recover M . We know that \bar{M} is given by the 5-tuple

$$(\{q_m^0, q_m^1, \dots, q_m^{k-1}, q_m^{dump}\}, \Sigma_m, \bar{\xi}_m, q_m^0, Q_{m,m})$$

where q_m^{dump} is the added dump state. For convenience, we let $q_m^k = q_m^{dump}$. We then introduce Boolean variables $t_{q_m^i, \sigma, q_m^j}^{\bar{M}}$, where $i, j \in [0, k]$ and $\sigma \in \Sigma_m$, for the encoding of $\bar{\xi}_m$ with the interpretation that $t_{q_m^i, \sigma, q_m^j}^{\bar{M}}$ is true if and only if $\bar{\xi}_m(q_m^i, \sigma) = q_m^j$, and the Boolean variables $m_{q_m^i}^{\bar{M}}$, where $i \in [0, k-1]$, with the interpretation that $m_{q_m^i}^{\bar{M}}$ is true if and only if $q_m^i \in Q_{m,m}$.

Similarly, let $E = (Q_e, \Sigma_e, \xi_e, q_e^{init}, Q_{e,m})$ denote an l -bounded edit function over $\mathcal{C}_e = (\Sigma_{e,c}, \Sigma_{e,o})$, where $Q_e := \{q_e^0, q_e^1, \dots, q_e^{l-1}\}$ consists of l states, $q_e^{init} = q_e^0 \in Q_e$ is the initial state; the partial transition function $\xi_e : Q_e \times \Sigma_e \rightarrow Q_e$ and $Q_{e,m}$ are the parameters that need to be determined. We know that \bar{E} is given by the 5-tuple

$$(\{q_e^0, q_e^1, \dots, q_e^{l-1}, q_e^{dump}\}, \Sigma_e, \bar{\xi}_e, q_e^0, Q_{e,m})$$

where q_e^{dump} is the added dump state. For convenience, we let $q_e^l = q_e^{dump}$. We then introduce Boolean variables $t_{q_e^i, \sigma, q_e^j}^{\bar{E}}$, where $i, j \in [0, l]$ and $\sigma \in \Sigma_e$, for the encoding of $\bar{\xi}_e$ with the interpretation that $t_{q_e^i, \sigma, q_e^j}^{\bar{E}}$ is true if and only if $\bar{\xi}_e(q_e^i, \sigma) = q_e^j$, and the Boolean variables $m_{q_e^i}^{\bar{E}}$, where $i \in [0, l-1]$, with the interpretation that $m_{q_e^i}^{\bar{E}}$ is true if and only if $q_e^i \in Q_{e,m}$.

We encode the fact that $\bar{\xi}_m$ and $\bar{\xi}_e$ are transition functions using the following constraints:

1. $t_{q_m^i, \sigma, q_m^k}^{\bar{M}}$, for each $\sigma \in \Sigma_m$
2. $t_{q_e^i, \sigma, q_e^l}^{\bar{E}}$, for each $\sigma \in \Sigma_e$
3. $\neg t_{q_m^i, \sigma, q_m^j}^{\bar{M}} \vee \neg t_{q_m^i, \sigma, q_m^h}^{\bar{M}}$, for each $i \in [0, k-1]$, each $\sigma \in \Sigma_m$ and each $j \neq h \in [0, k]$
4. $\neg t_{q_e^i, \sigma, q_e^j}^{\bar{E}} \vee \neg t_{q_e^i, \sigma, q_e^h}^{\bar{E}}$, for each $i \in [0, l-1]$, each $\sigma \in \Sigma_e$ and each $j \neq h \in [0, l]$
5. $\bigvee_{j \in [0, k]} t_{q_m^i, \sigma, q_m^j}^{\bar{M}}$, for each $i \in [0, k-1]$ and each $\sigma \in \Sigma_m$
6. $\bigvee_{j \in [0, l]} t_{q_e^i, \sigma, q_e^j}^{\bar{E}}$, for each $i \in [0, l-1]$ and each $\sigma \in \Sigma_e$

We here remark that Constraints 1 and 2 encode the fact that any event leads to a self-loop at the dump state q_m^k or

q_m^l . Constraints 3 and 4 are then imposed to ensure that $\bar{\xi}_m$ and $\bar{\xi}_e$ are deterministic. Constraints 5 and 6 are imposed to ensure that $\bar{\xi}_m$ and $\bar{\xi}_e$ are total. Together, they will ensure that $\bar{\xi}_m$ and $\bar{\xi}_e$ are transition functions and thus \bar{M} and \bar{E} are complete finite state automata. Let $\phi_{k,l}^{\bar{M},\bar{E},fsa}$ denote the resultant formula obtained after combining the above Constraints 1-6 conjunctively.

With the above constraints, we can encode the fact that M is a finite state dynamic mask over $\mathcal{C}_m = (\Sigma_{m,c}, \Sigma_{m,o})$ and E is a finite state edit function over $\mathcal{C}_e = (\Sigma_{e,c}, \Sigma_{e,o})$ using the following constraints.

7. $\bigvee_{j \in [0, k-1]} t_{q_m^i, \sigma, q_m^j}^{\bar{M}}$ for each $i \in [0, k-1]$ and each $\sigma \in \Sigma_{m,uc}$
8. $(\bigvee_{j \in [0, k-1]} t_{q_m^i, \sigma, q_m^j}^{\bar{M}}) \Rightarrow t_{q_m^i, \sigma, q_m^i}^{\bar{M}}$ for each $i \in [0, k-1]$ and each $\sigma \in \Sigma_{m,uo}$
9. $\bigvee_{j \in [0, l-1]} t_{q_e^i, \sigma, q_e^j}^{\bar{E}}$ for each $i \in [0, l-1]$ and each $\sigma \in \Sigma_{e,uc}$
10. $(\bigvee_{j \in [0, l-1]} t_{q_e^i, \sigma, q_e^j}^{\bar{E}}) \Rightarrow t_{q_e^i, \sigma, q_e^i}^{\bar{E}}$ for each $i \in [0, l-1]$ and each $\sigma \in \Sigma_{e,uo}$

Constraints 7 and 8 are imposed to ensure the M-controllability and M-observability. Constraints 9 and 10 are imposed to ensure the E-controllability and E-observability. Let $\phi_{k,l}^{\bar{M},\bar{E},con_obs}$ denote the resultant formula after combining Constraints 7-10 conjunctively.

As we have discussed before, to encode $L(M||E) \subseteq L(ME)$ and $L_m(M||E) \subseteq L_m(ME)$, we need to first obtain the completion $\bar{M}\bar{E} = (Q_{me} \cup \{q_{me}^{dump}\}, \Sigma_{me}, \bar{\xi}_{me}, q_{me}^{init}, Q_{me,m})$ of ME , with the added dump state q_{me}^{dump} . Then we need to track the synchronous product $\bar{M}||\bar{E}||\bar{M}\bar{E}$ to ensure the non-reachability of states for which 1) \bar{M} and \bar{E} are not in the dump states while $\bar{M}\bar{E}$ is in the dump state, and 2) \bar{M} and \bar{E} are in some marked states while $\bar{M}\bar{E}$ is not. Thus, we only need to ensure the existence of an inductive invariant $\mathcal{I} \subseteq (Q_m \cup \{q_m^k\}) \times (Q_e \cup \{q_e^l\}) \times (Q_{me} \cup \{q_{me}^{dump}\})$ such that

- a) $(q_m^0, q_e^0, q_{me}^{init}) \in \mathcal{I}$,
- b) for any $(q_m, q_e, q_{me}) \in \mathcal{I}$ and any $\sigma \in \Sigma_m = \Sigma_e = \Sigma_{me}$, $\bar{\xi}_m||\bar{\xi}_e||\bar{\xi}_{me}((q_m, q_e, q_{me}), \sigma) \in \mathcal{I}$,
- c) $\{(q_m, q_e, q_{me}) \in Q_m \times Q_e \times \{q_{me}^{dump}\}\} \cap \mathcal{I} = \emptyset$.
- d) $\{(q_m, q_e, q_{me}) \in Q_{m,m} \times Q_{e,m} \times (Q_{me} - Q_{me,m})\} \cap \mathcal{I} = \emptyset$.

Rule a) and Rule b) ensures that \mathcal{I} is an inductive invariant and thus an over-approximation of the set of reachable states; Rule c) ensures the non-reachability of states for which \bar{M} and \bar{E} are not in the dump states while $\bar{M}\bar{E}$ is in the dump state; Rule d) ensures the non-reachability of states for which \bar{M} and \bar{E} are in some marked states while $\bar{M}\bar{E}$ is not. Since the state space of $\bar{M}||\bar{E}||\bar{M}\bar{E}$ is finite, we can propositionally encode \mathcal{I} , by using a Boolean variable for each state (q_m, q_e, q_{me}) of $(Q_m \cup \{q_m^k\}) \times (Q_e \cup \{q_e^l\}) \times (Q_{me} \cup \{q_{me}^{dump}\})$ to encode whether $(q_m, q_e, q_{me}) \in \mathcal{I}$. For $\bar{M}||\bar{E}||\bar{M}\bar{E}$, we now introduce the auxiliary Boolean variables $r_{q_m, q_e, q_{me}}$, where $q_m \in Q_m \cup \{q_m^k\}$, $q_e \in Q_e \cup \{q_e^l\}$, and $q_{me} \in Q_{me} \cup \{q_{me}^{dump}\}$, with

the interpretation that $r_{q_m, q_e, q_{me}}$ is true iff $(q_m, q_e, q_{me}) \in \mathcal{I}$. Then, we have the following constraints:

11. $r_{q_m^0, q_e^0, q_{me}^{init}}$
12. $r_{q_m^i, q_e^j, q_{me}} \wedge t_{q_m^i, \sigma, q_m^{i'}}^{\bar{M}} \wedge t_{q_e^j, \sigma, q_e^{j'}}^{\bar{E}} \Rightarrow r_{q_m^{i'}, q_e^{j'}, q_{me}}$, for each $i, i' \in [0, k]$, each $j, j' \in [0, l]$, each $q_{me}, q_{me}' \in Q_{me} \cup \{q_{me}^{dump}\}$ and each $\sigma \in \Sigma_m = \Sigma_e = \Sigma_{me}$ such that $\bar{\xi}_{me}(q_{me}, \sigma) = q_{me}'$.
13. $\bigwedge_{q_m \in Q_m, q_e \in Q_e} \neg r_{q_m, q_e, q_{me}^{dump}}$
14. $m_{q_m^i}^{\bar{M}} \wedge m_{q_e^j}^{\bar{E}} \Rightarrow \bigwedge_{q_{me} \in (Q_{me} - Q_{me,m}) \cup \{q_{me}^{dump}\}} \neg r_{q_m^i, q_e^j, q_{me}}$ for each $i \in [0, k-1]$ and each $j \in [0, l-1]$.

Intuitively, Constraints 11, 12, 13, and 14 are used to encode Rule a), Rule b), Rule c), and Rule d), respectively.

Let $\phi_{k,l}^{\bar{M},\bar{E},\bar{M}\bar{E}}$ denote the resultant formula after combining Constraints 11-14 conjunctively. Then, $\phi_{k,l}^{\bar{M},\bar{E},\bar{M}\bar{E}}$ enforces $L(M||E) \subseteq L(ME)$ and $L_m(M||E) \subseteq L_m(ME)$.

Next, we show how to enforce $G||CE||MC||EC||SC||I|$ $M||E$ is marker-reachable. We adopt a variation of the bounded model checking technique of [50] and denote $G||CE||MC||EC||SC||I = (\tilde{Q}, \tilde{\Sigma} = \Sigma_m = \Sigma_e, \tilde{\xi}, \tilde{q}^0, \tilde{Q}_m)$. We introduce the auxiliary Boolean variables $r_{q_m, q_e, \tilde{q}}^t$, where $0 \leq t \leq kl|\tilde{Q}| - 1$, $q_m \in Q_m$, $q_e \in Q_e$, and $\tilde{q} \in \tilde{Q}$ with the interpretation that $r_{q_m, q_e, \tilde{q}}^t$ is true iff the state $(q_m, q_e, \tilde{q}) \in \tilde{Q}_m \times Q_e \times \tilde{Q}$ can be reached from the initial state $(q_m^0, q_e^0, \tilde{q}^0) \in Q_m \times Q_e \times \tilde{Q}$ within t transition steps in $M||E||G||CE||MC||EC||SC||I$, counting the stuttering steps. We have the following constraints.

15. $r_{q_m^0, q_e^0, \tilde{q}^0}^0$
16. $\neg r_{q_m^i, q_e^j, \tilde{q}}^0$ for each $i \in [0, k-1]$, each $j \in [0, l-1]$, and each $\tilde{q} \in \tilde{Q}$ with $(q_m^i, q_e^j, \tilde{q}) \neq (q_m^0, q_e^0, \tilde{q}^0)$
17. $r_{q_m^{i'}, q_e^{j'}, \tilde{q}'}^{t+1} \Leftrightarrow \bigvee_{i \in [0, k-1], j \in [0, l-1], \tilde{q} \in \tilde{Q}, \sigma \in \Sigma_m, \tilde{\xi}(\tilde{q}, \sigma) = \tilde{q}'}$
 $(r_{q_m^i, q_e^j, \tilde{q}}^t \wedge t_{q_m^i, \sigma, q_m^{i'}}^{\bar{M}} \wedge t_{q_e^j, \sigma, q_e^{j'}}^{\bar{E}}) \vee r_{q_m^{i'}, q_e^{j'}, \tilde{q}'}^t$ for each $i' \in [0, k-1]$, each $j' \in [0, l-1]$, each $\tilde{q}' \in \tilde{Q}$, and each $t \in [0, kl|\tilde{Q}| - 2]$
18. $\bigvee_{i \in [0, k-1], j \in [0, l-1]} (m_{q_m^i}^{\bar{M}} \wedge m_{q_e^j}^{\bar{E}} \wedge \bigvee_{t \in [0, kl|\tilde{Q}| - 1], \tilde{q} \in \tilde{Q}_m} r_{q_m^i, q_e^j, \tilde{q}}^t)$

Intuitively, Constraints 15 and 16 ensure the interpretation of $r_{q_m, q_e, \tilde{q}}^t$ is correct for the base case $t = 0$. Constraint 17 inductively enforce the correctness of the interpretation of $r_{q_m, q_e, \tilde{q}}^{t+1}$, based on the correctness of the interpretation of $r_{q_m, q_e, \tilde{q}}^t$. Thus, Constraints 15, 16 and 17 together enforce the correctness of the interpretation of $r_{q_m, q_e, \tilde{q}}^t$, for each $0 \leq t \leq kl|\tilde{Q}| - 1$, $q_m \in Q_m$, $q_e \in Q_e$, and $\tilde{q} \in \tilde{Q}$. Constraint 18 ensures that some marked state is reachable in $M||E||G||CE||MC||EC||SC||I$. Let $\phi_{reachable}^{\bar{M},\bar{E},k,l}$ denote the resultant formula after combining Constraints 15-18 conjunctively.

Now, we let $X := \{t_{q_m^i, \sigma, q_m^j}^{\bar{M}} | i, j \in [0, k] \wedge \sigma \in \Sigma_m\} \cup \{m_{q_m^i}^{\bar{M}} | i \in [0, k-1]\}$ denote the list of Boolean variables that encodes the dynamic mask M and let $Y := \{t_{q_e^i, \sigma, q_e^j}^{\bar{E}} | i, j \in [0, l] \wedge \sigma \in \Sigma_e\} \cup \{m_{q_e^i}^{\bar{E}} | i \in [0, l-1]\}$ denote the list of Boolean variables that encodes the edit function E . Let

$$Z := \{r_{q_m^i, q_e^j, q_{me}} \mid i \in [0, k] \wedge j \in [0, l] \wedge q_{me} \in Q_{me} \cup \{q_{me}^{dump}\}\}$$

denote the auxiliary Boolean variables for $\phi_{k,l}^{\overline{M}, \overline{E}, \overline{ME}}$. Let $R^{reachable} := \{r_{q_m, q_e, \tilde{q}}^t \mid q_m \in Q_m, q_e \in Q_e, \tilde{q} \in \tilde{Q}, t \in [0, kl|\tilde{Q}| - 1]\}$ denote the auxiliary Boolean variables for formula $\phi_{reachable}^{\overline{M}, \overline{E}, k, l}$. Then, the problem of decomposing ME into a k -bounded dynamic mask M and an l -bounded edit function E is reduced to the satisfiability of the following SAT formula $\phi_{decompose}^{\overline{M}, \overline{E}, ME, C_m, C_e, k, l} :=$

$$\phi_{k,l}^{\overline{M}, \overline{E}, fsa} \wedge \phi_{k,l}^{\overline{M}, \overline{E}, con_obs} \wedge \phi_{k,l}^{\overline{M}, \overline{E}, \overline{ME}} \wedge \phi_{reachable}^{\overline{M}, \overline{E}, k, l}$$

Theorem 4.1 Given the synthesized dynamic mask-edit function ME , dynamic mask-control constraint C_m , and edit function-control constraint C_e , there exist a k -bounded dynamic mask M over C_m and an l -bounded edit function E over C_e such that 1) $L(M||E) \subseteq L(ME)$, 2) $L_m(M||E) \subseteq L_m(ME)$, and 3) $G||CE||MC||EC||SC||I||M||E||S$ is marker-reachable iff $\phi_{decompose}^{\overline{M}, \overline{E}, ME, C_m, C_e, k, l}$ is satisfiable.

Proof: This follows directly from the interpretations of the Boolean variables in $X, Y, Z, R^{reachable}$ and the constructions of the formulas $\phi_{k,l}^{\overline{M}, \overline{E}, fsa}$, $\phi_{k,l}^{\overline{M}, \overline{E}, con_obs}$, $\phi_{k,l}^{\overline{M}, \overline{E}, \overline{ME}}$, and $\phi_{reachable}^{\overline{M}, \overline{E}, k, l}$. ■

Theorem 4.2 Given any plant G , command execution component CE , dynamic mask constraints MC , edit constraints EC , supervisor constraints SC , and intruder I , the computed M , E , and S in **Procedure 1**, if they exist, satisfy the following goals:

- $G||CE||MC||EC||SC||I||M||E||S$ is nonblocking and any state in $\{(q, q_{ce}, q_{mc}, q_{ec}, q_{sc}, q_i, q_m, q_e, q_s) \in Q_b \mid q \in Q_{avoid}\}$ is not reachable in $G||CE||MC||EC||SC||I||M||E||S$.
- The combination of M , E , and S is an opaque and covert dynamic mask-edit function-supervisor pair w.r.t. the dynamic mask-control constraint C_m , edit function-control constraint C_e , and supervisor-control constraint C_s .

Proof: Based on Step 9 of **Procedure 1**, the synthesized S should satisfy that $G||CE||MC||EC||SC||I||M||E||S$ is nonblocking. In addition, at Step 8, the set of states Q_2 has been removed from \mathcal{P}_S^e , i.e., they are treated as “bad” states in the synthesis of S . Thus, any state in $\{(q, q_{ce}, q_{mc}, q_{ec}, q_{sc}, q_i, q_m, q_e, q_s) \in Q_b \mid q \in Q_{avoid} \vee q_i = q_{unsafe} \vee q_i = \emptyset\}$ is not reachable in $G||CE||MC||EC||SC||I||M||E||S$. Based on Definition IV.1 and IV.2, the combination of the computed M , E , and S in **Procedure 1** is an opaque and covert dynamic mask-edit function-supervisor pair. This completes the proof. ■

Next, we shall analyze the computational complexity of **Procedure 1**. Assuming k and l are initially set to large enough values to avoid the iterative increment of k and l in Step 6 of **Procedure 1**, then, by adopting the normality based synthesis approach in [51], the complexity of **Procedure 1** is $O(|\Sigma_{ME}|2^{|\Sigma_{ME}|} + 2^N + |\Sigma_s||Q_s|^24^{|\Sigma_s|}) = O(2^N)$, where

- $|Q_{ME}| = |Q| \times |Q_{ce}| \times |Q_{mc}| \times |Q_{ec}| \times |Q_{sc}| \times |Q_i^w|$ with $|Q_i^w| \leq 2^{|\Sigma_s|} + 1$.
- $N = (k+1)^2|\Sigma_m| + k + (l+1)^2|\Sigma_e| + l + (k+1)(l+1)(|Q_{me}| + 1) + k^2l^2|\tilde{Q}|^2$ denotes the number of Boolean

variables in X, Y, Z , and $R^{reachable}$.

- $|\tilde{Q}| = |Q| \times |Q_{ce}| \times |Q_{mc}| \times |Q_{ec}| \times |Q_{sc}| \times |Q_i|$
- $|Q_s| = |Q| \times |Q_{ce}| \times |Q_{mc}| \times |Q_{ec}| \times |Q_{sc}| \times |Q_i| \times |Q_m| \times |Q_e|$

V. EXAMPLE

Example 5.1 We adapt the location-based privacy example of [40] for an illustration. In this example, a vehicle is required to enter the campus from Gate 1, and leave the campus from Gate 2 after completing some transportation task. The Nanyang Technological University campus map is shown in Fig. 6, where we discretize the model by selecting eight locations as states, marked by blue circles, and several connection routes between those locations, marked by blue lines. Location (state) 5 represents the EEE building, which is the secret location (state) that the intruder intends to infer.

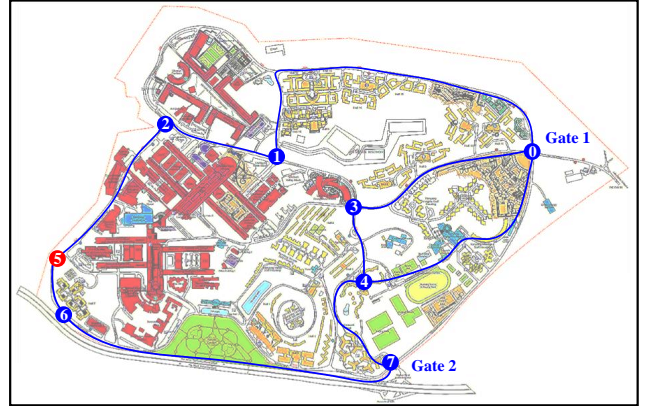


Fig. 6: The Nanyang Technological University campus map

In this example, $\Delta = \{s_1, s_2, s_3, s_4, s_5, s_6\}$. $\Sigma = \{a, b, c, d, e, f\}$. $\Sigma_s^1 = \{a\}$. $\Sigma_s^2 = \{b\}$. $\Sigma_s^3 = \{c\}$. $\Sigma_s^4 = \{d\}$. $\Sigma_s^5 = \{e\}$. $\Sigma_s^6 = \{f\}$. $\Sigma_{uc} = \{d, e, f\}$. $\Sigma_o = \Sigma$. $\Delta_m = \{s_3, s_5\}$. $\Sigma_{o,M} = \{c, e\}$. $\Sigma_{o,E} = \{a, b, c, d, e, f\}$. $\Sigma_{s,E} = \{b, c\}$. $\Sigma_{o,I} = \{b, c, d, e, f\}$. $U = 1$. $\Gamma = \{v_1, v_2, v_3, v_4, v_5, v_6, v_7\}$, where $v_1 = \{a\}$, $v_2 = \{b\}$, $v_3 = \{c\}$, $v_4 = \{a, b\}$, $v_5 = \{a, c\}$, $v_6 = \{b, c\}$, and $v_7 = \{a, b, c\}$. $\Gamma_o = \{v_2, v_3, v_4, v_5, v_6, v_7\}$.

Plant G and its requirement are shown in Fig. 7, where the state 5 is the secret state. Command execution automaton CE is shown in Fig. 8. For mask constraints $MC = MC_3||MC_5$, MC_3 and MC_5 are shown in Fig. 9. Edit constraints EC is shown in Fig. 10. Supervisor constraints SC is shown in Fig. 11. The sensor-command eavesdropping intruder I is shown in Fig. 12, where all the events in $\{a, b^\#, c^\#, d, e^{on}, f, v_1, v_2, v_3, v_4, v_5, v_6, v_7\}$ should be self-looped at the state \emptyset , and for the sake of making the figure look clear, we only draw the self-loops of those events at the state \emptyset in the upper left corner of Fig. 12. The sensor eavesdropping intruder I^w is shown in Fig. 13.

Based on **Procedure 1**, we adopt SuSyNA [55] to compute ME and S . The decomposition of ME into an M and an E can be computed by a SAT solver. The synthesized M , E , and S are shown in Fig. 14, 15, and 16, respectively, where the blue highlighted parts in Figs. 14 and 15 are the effective mask

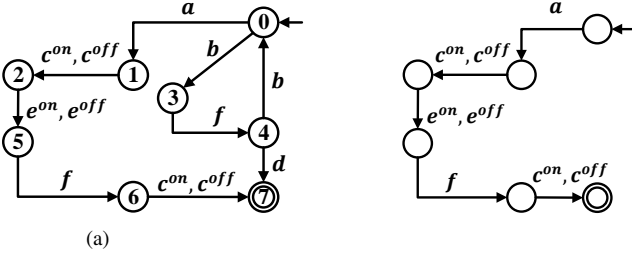


Fig. 7: (a) Plant G . (b) Requirement of the plant G .

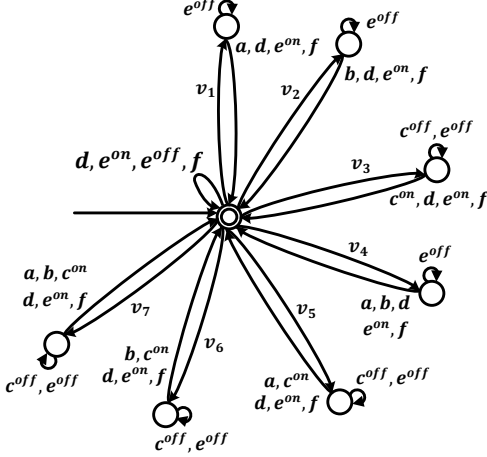


Fig. 8: Command execution component CE

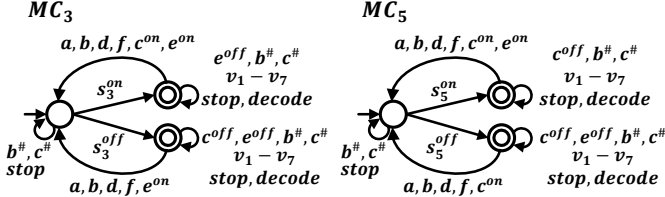


Fig. 9: Mask constraints MC_3 and MC_5

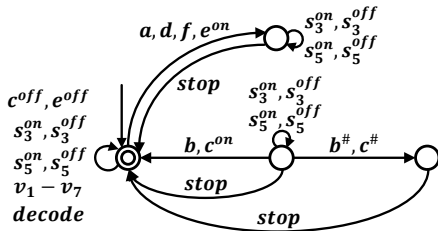


Fig. 10: Edit constraints EC

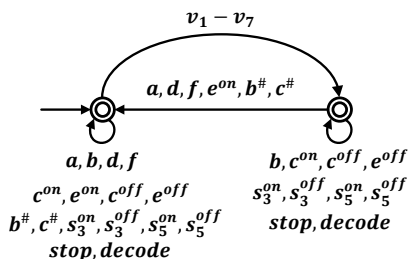


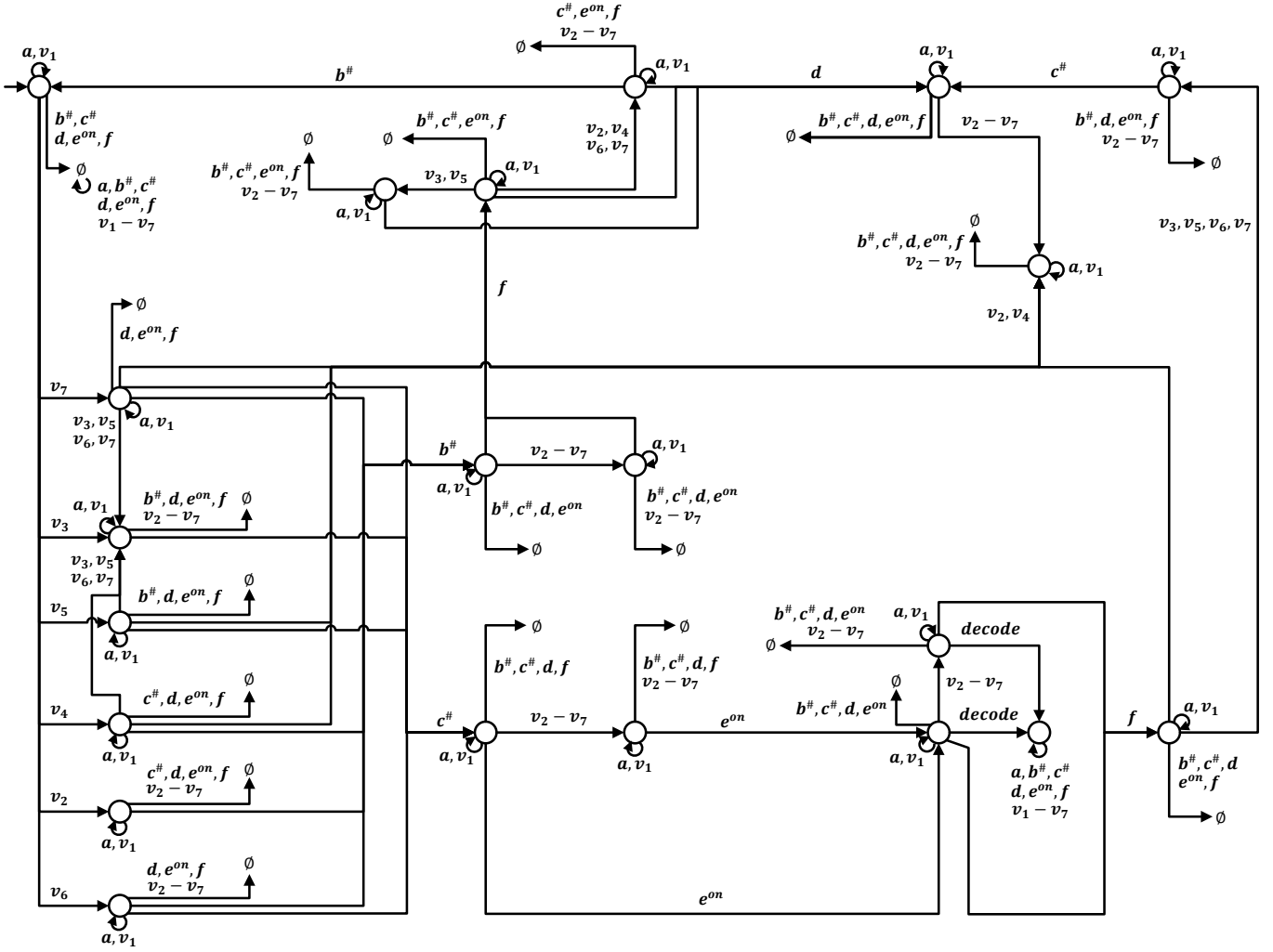
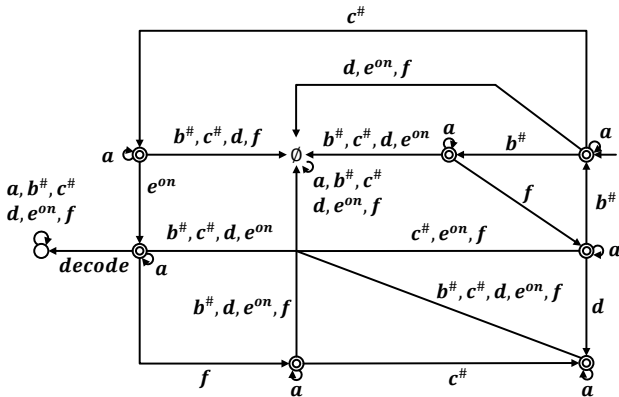
Fig. 11: Supervisor constraints SC

operations and edit operations under the cooperation of these three components. It can be checked that the synthesized result can achieve the following goals: 1) the closed-loop system behavior is nonblocking and satisfy the requirement; 2) the intruder could never infer that plant G has reached the secret state; 3) the dynamic mask and the edit function always remain covert. Next, we shall present some explanations for this result.

The intuitive strategy deployed by the synthesized result is that the plant G executes the string $acefc$ and then the dynamic mask and the edit function will change such information flow to bfb to deceive the intruder such that opacity is ensured, meanwhile the supervisor will cooperate with the dynamic mask and the edit function to issue appropriate control commands, which could be eavesdropped by the intruder, such that the covertness could be maintained. The details of the strategy are as follows: At the initial state, M could either turn on or turn off the sensor s_3 and s_5 . Then S issues the initial control command v_1 , which cannot be eavesdropped by the intruder. After receiving v_1 , G executes event a , which is unobservable to the intruder. When M observes a , it would turn on the sensor s_3 and either turn on or turn off the sensor s_5 . Since $a \notin \Sigma_{s,E}$, E cannot change a . Then, the event a will be observed by S , triggering it to issue the control command v_6 or v_7 . When G receives v_6 or v_7 , it executes event c^{on} . After observing c^{on} , M would turn off the sensor s_5 and either turn on or turn off the sensor s_3 . The observation of c^{on} triggers E to change it to $b^\#$. Since v_6 or v_7 could be observed by the intruder and anyone of them contains the event b and c , the sensor information alteration from c^{on} to $b^\#$ would not expose the existence of M and E . After that, $b^\#$ would be observed by S . Then, depending on whether the uncontrollable events e and f are executed by plant G before S issues a new control command, there are three cases:

1. G sequentially executes e^{off} and f without receiving any control command, which is before S issues a new control command.
2. G executes e^{off} without receiving any control command. After that, S issues any of v_1-v_7 , which would be received by CE , and event f is executed by the plant G .
3. S issues any of v_1-v_7 , which will be received by CE , resulting in the execution of the event e^{off} at the plant G . After that, G executes f .

When M observes f , it would turn off (on, respectively) the sensor s_3 and either turn on or turn off the sensor s_5 , then the observation of f triggers S to issue the control command v_6 or v_7 , resulting in the execution of c^{off} (c^{on} , respectively) at the plant G . If the sensor s_3 is turned on, then after observing c^{on} , E could either delete c^{on} or change c^{on} to $b^\#$. Since v_6 or v_7 can be eavesdropped by the intruder and events b and c are both contained in v_6 or v_7 , such a sensor information alteration would still ensure the covertness. Thus, what the intruder observes could be $v_6/v_7b^\#fv_6/v_7$, or $v_6/v_7b^\#fv_6/v_7b^\#$, or $v_6/v_7b^\#v_i(i \in [2, 7])fv_6/v_7$, or $v_6/v_7b^\#v_i(i \in [2, 7])fv_6/v_7b^\#$, which could ensure that the opacity and covertness are both satisfied. Moreover, it can be checked that both of the dynamic mask and the edit function are indispensable to ensuring the opacity and the covertness in this example, which illustrates the necessity of adopting

Fig. 12: Sensor-actuator eavesdropping intruder I Fig. 13: Sensor eavesdropping intruder I^w

the dynamic mask and the edit function together for opacity enforcement.

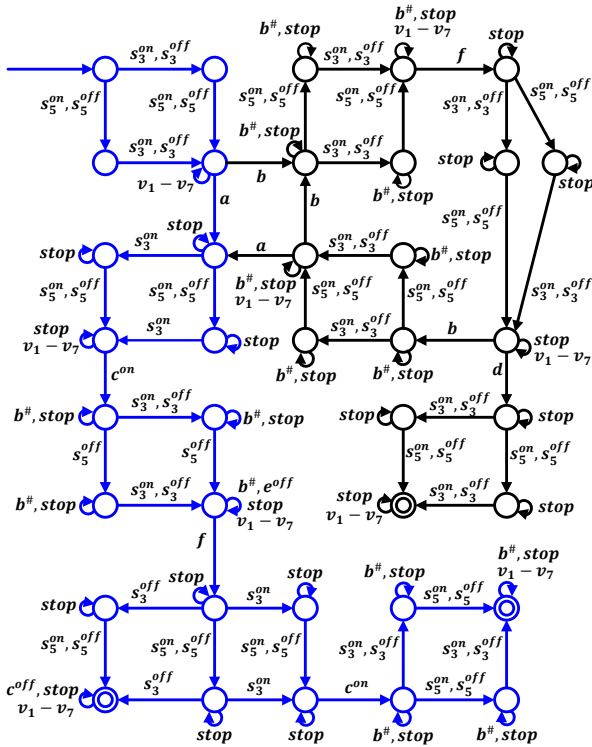
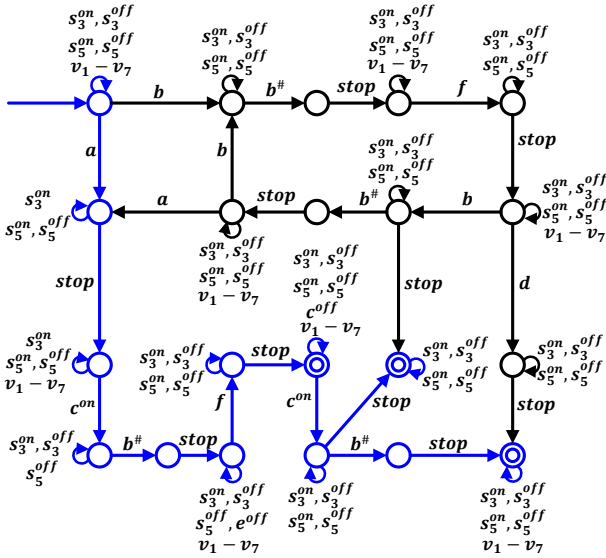
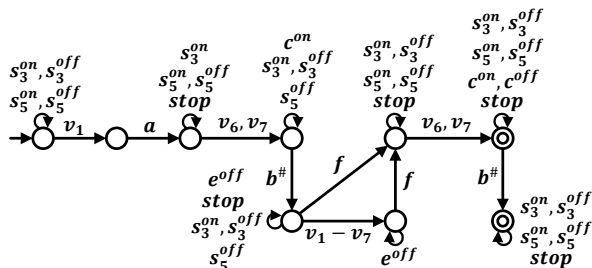
VI. CONCLUSIONS

In this paper, we address the privacy-preserving supervisory control problem for opacity enforcement and requirement sat-

isfaction, where the intruder could eavesdrop both the sensing information and control commands. By modeling this problem as a distributed supervisor synthesis problem in the Ramadge-Wonham supervisory control framework, our methods allow existing synthesis tools such as SuSyNA [55], Supremica [52], or TCT [53] to be used. In our future works, we shall explore other distributed synthesis approaches to generate potentially better distributed solutions.

REFERENCES

- [1] B. Bérard, J. Mullins and M. Sassolas, “Quantifying opacity”, *Math. Struct. Comput. Sci.*, vol. 25, no. 2, pp. 361-403, 2015.
- [2] A. Saboori and C. N. Hadjicostis, “Notions of security and opacity in discrete event systems,” in *Proc. IEEE 46th Annu. Conf. Decis. Control (CDC)*, 2007, pp. 5056–5061.
- [3] Y. Wu and S. Lafontaine, “Comparative analysis of related notions of opacity in centralized and coordinated architectures,” *Discrete Event Dyn. Syst.*, vol. 23, no. 3, pp. 307–339, 2013.
- [4] F. Lin, “Opacity of discrete event systems and its applications,” *Automatica*, vol. 47, no. 3, pp. 496-503, 2011.
- [5] A. Saboori and C. N. Hadjicostis, “Verification of initial-state opacity in security applications of DES,” in *Proc. 9th Int. Workshop on Discrete Event Syst.*, May 2008, pp. 328–333.
- [6] A. Saboori and C. N. Hadjicostis, “Verification of K-step opacity and analysis of its complexity”, *IEEE Trans. Autom. Sci. Eng.*, vol. 8, no. 3, pp. 549-559, Jul. 2011.

Fig. 14: Synthesized M Fig. 15: Synthesized E Fig. 16: Synthesized S

- [7] K. Zhang, X. Yin and M. Zamani, "Opacity of nondeterministic transition systems: A (bi) simulation relation approach," *IEEE Trans. Autom. Control*, vol. 64, no. 11, pp. 5116–5123, Nov. 2019.
- [8] Y. Falcone and H. Marchand, "Enforcement and validation (at runtime) of various notions of opacity," *Discrete Event Dyn. Syst.*, vol. 25, no. 4, pp. 531–570, 2015.
- [9] X. Yin and S. Lafortune, "A new approach for the verification of infinite-step and K -step opacity using two-way observers," *Automatica*, vol. 80, pp. 162–171, 2017.
- [10] Y. Tong, Z. Li, C. Seatzu and A. Giua, "Verification of state-based opacity using Petri nets," *IEEE Trans. Autom. Control*, vol. 62, no. 6, pp. 2823 – 2837, Nov. 2017.
- [11] Y. Tong, Z. Li, C. Seatzu and A. Giua, "Decidability of opacity verification problems in labeled Petri net systems," *Automatica*, vol. 80, pp. 48–53, 2017.
- [12] X. Yin, Z. Li, W. Wang and S. Li, "Infinite-step opacity and K -step opacity of stochastic discrete-event systems," *Automatica*, vol. 99, pp. 266–274, 2019.
- [13] A. Saboori and C. N. Hadjicostis, "Opacity verification in stochastic discrete event systems," in *Proc. 49th IEEE Conf. Decision Control. IEEE*, 2010, pp. 6759–6764.
- [14] A. Saboori and C. N. Hadjicostis, "Current-state opacity formulations in probabilistic finite automata," *IEEE Trans. Autom. Control*, vol. 59, no. 1, pp. 120–133, Jan. 2014.
- [15] C. Keroglou and C. N. Hadjicostis, "Probabilistic system opacity in discrete event systems," *Discrete Event Dyn. Syst.*, vol. 28, pp. 289–314, 2018.
- [16] X. Yin and S. Li, "Opacity of networked supervisory control systems over insecure communication channels," *Proc. IEEE 58th Annu. Conf. Decis. Control (CDC)*, pp. 7641–7646, Dec. 2019.
- [17] J. Yang, W. Deng, D. Qiu and C. Jiang, "Opacity of networked discrete event systems," *Information Sciences*, vol. 543, pp. 328–344, Jan. 2021.
- [18] R. Jacob, J. Lesage and J. Faure, "Overview of discrete event systems opacity: Models validation and quantification," *Annu. Rev. Control*, vol. 41, pp. 135–146, 2016.
- [19] S. Lafortune, F. Lin and C. N. Hadjicostis, "On the history of diagnosability and opacity in discrete event systems," *Annu. Rev. Control*, vol. 45, pp. 257–266, 2018.
- [20] S. Takai and R. Kumar, "Verification and synthesis for secrecy in discrete-event systems," *Proc. Amer. Control Conf.*, pp. 4741–4746, Jun. 2009.
- [21] J. Hou, X. Yin, S. Li and M. Zamani, "Abstraction-based synthesis of opacity-enforcing controllers using alternating simulation relations," *Proc. IEEE 58th Annu. Conf. Decis. Control (CDC)*, pp. 7653–7658, Dec. 2019.
- [22] A. Saboori and C. N. Hadjicostis, "Opacity-enforcing supervisory strategies for secure discrete event systems," *Proc. IEEE 47th Annu. Conf. Decis. Control (CDC)*, pp. 889–894, Dec. 2008.
- [23] A. Saboori and C. N. Hadjicostis, "Opacity-enforcing supervisory strategies via state estimator constructions," *IEEE Trans. Autom. Control*, vol. 57, no. 5, pp. 1155–1165, 2012.
- [24] P. Darondeau, H. Marchand and L. Ricker, "Enforcing opacity of regular predicates on modal transition systems," *Discrete Event Dyn. Syst.*, vol. 25, no. 1, pp. 251–270, 2015.
- [25] J. Dubreil, P. Darondeau and H. Marchand, "Supervisory control for opacity," *IEEE Trans. Autom. Control*, vol. 55, no. 5, pp. 1089–1100, 2010.
- [26] J. Dubreil, P. Darondeau and H. Marchand, "Opacity enforcing control synthesis," in *Proc. 9th Int. Workshop on Discrete Event Syst.*, May 2008, pp. 28–35.
- [27] Y.-C. Wu and S. Lafortune, "Synthesis of insertion functions for enforcement of opacity security properties," *Automatica*, vol. 50, no. 5, pp. 1336–1348, 2014.
- [28] R. J. Barcelos and J. C. Basilio, "Enforcing current-state opacity through shuffle in event observations," *Proc. 14th Int. Workshop Discrete Event Syst.*, pp. 106–111, 2018.
- [29] Y. Ji, Y.-C. Wu and S. Lafortune, "Enforcement of opacity by public and private insertion functions," *Automatica*, vol. 93, pp. 369–378, 2018.
- [30] Y. Ji and S. Lafortune, "Enforcing opacity by publicly known edit functions," *Proc. 56th IEEE Conf. Decis. Control*, pp. 4866–4871, 2017.
- [31] Y. Ji, X. Yin and S. Lafortune, "Opacity enforcement using nondeterministic publicly-known edit functions," *IEEE Trans. Autom. Control*, vol. 64, no. 10, pp. 4369–4376, Oct. 2019.
- [32] Y.-C. Wu and S. Lafortune, "Synthesis of opacity-enforcing insertion functions that can be publicly known," *Proc. 54th IEEE Conf. Decis. Control*, pp. 3506–3513, 2015.
- [33] S. Mohajerani, Y. Ji and S. Lafortune, "Efficient synthesis of edit functions for opacity enforcement using bisimulation-based abstractions," *Proc. 57th IEEE Conf. Decis. Control*, pp. 3573–3578, 2018.

- [34] S. Mohajerani, Y. Ji and S. Lafortune, “Compositional and abstraction-based approach for synthesis of edit functions for opacity enforcement,” *IEEE Trans. Autom. Control*, vol. 65, no. 8, pp. 3349 - 3364, Aug. 2019.
- [35] Y. Falcone and H. Marchand, “Runtime enforcement of K-step opacity,” *Proc. 52nd IEEE Conf. Decision Control*, pp. 7271-7278, 2013.
- [36] F. Cassez, J. Dubreil and H. Marchand, “Synthesis of opaque systems with static and dynamic masks,” *Formal Methods Syst. Design*, vol. 40, no. 1, pp. 88-115, 2012.
- [37] X. Yin and S. Li, “Synthesis of dynamic masks for infinite-step opacity,” *IEEE Trans. Autom. Control*, vol. 65, no. 4, pp. 1429 - 1441, Apr. 2019.
- [38] B. Zhang, S. Shu and F. Lin, “Maximum information release while ensuring opacity in discrete event systems,” *IEEE Trans. Autom. Sci. Eng.*, vol. 12, no. 3, pp. 1067-1079, Jul. 2015.
- [39] R. Tai, L. Lin, Y. Zhu, and R. Su, “Privacy-Preserving Supervisory Control of Discrete-Event Systems via Co-Synthesis of Edit Function and Supervisor for Opacity Enforcement and Requirement Satisfaction,” 2021, arXiv: 2104.04299. [Online]. Available: <https://arxiv.org/abs/2104.04299>
- [40] Y.-C. Wu, K. A. Sankararaman, and S. Lafortune, “Ensuring privacy in location-based services: An approach based on opacity enforcement,” in *Proc. 14th Int. Workshop Discrete Event Syst.*, 2014, pp. 33–38.
- [41] L. Lin, A. Stefanescu and R. Su, “On distributed and parameterized supervisor synthesis problems,” *IEEE Trans. Autom. Control*, vol. 61, no. 3, pp. 777-782, Mar. 2016.
- [42] S. Tripakis, “Undecidable problems in decentralized observation and control for regular languages,” *Inform. Process. Lett.*, vol. 90, no. 1, pp. 21-28, 2004.
- [43] J. Thistle, “Undecidability in decentralized supervision,” *Syst. Control Lett.*, vol. 54, no. 5, pp. 503-509, 2005.
- [44] J. Komenda, T. Masopust and J. H. van Schuppen, “Coordination control of discrete-event systems revisited”, *Discrete Event Dyn. Syst.*, vol. 25, no. 1/2, pp. 65-94, Feb. 2014.
- [45] W. M. Wonham and K. Cai, *Supervisory Control of Discrete-Event Systems*. Springer, 2018.
- [46] A. Biere, M. Heule, H. van Maaren, and T. Walsh, editors. *Handbook of Satisfiability*. Amsterdam, The Netherlands: IOS Press, 2009.
- [47] D. Neider, “Computing minimal separating DFAs and regular invariants using SAT and SMT solvers,” *ATVA*, pp. 354-369, 2012.
- [48] R. Su, J. H. van Schuppen and J. E. Rooda, “Aggregative synthesis of distributed supervisors based on automaton abstraction,” *IEEE Trans. Autom. Control*, vol. 55, no. 7, pp. 1627-1640, Jul. 2010.
- [49] L. Lin, Y. Zhu, and R. Su, “Towards bounded synthesis of resilient supervisors,” in *2019 IEEE 58th Conference on Decision and Control (CDC)*, 2019, pp. 7659–7664.
- [50] A. Biere, A. Cimatti, E. M. Clarke, O. Strichman, and Y. Zhu, “Bounded model checking,” *Advances in computers*, 2003
- [51] D. Wang, L. Lin, Z. Li, and W. M. Wonham, “State-based control of discrete-event systems under partial observation,” *IEEE Access*, vol. 6, pp. 42084–42093, 2018.
- [52] K. Akesson, M. Fabian, H. Flordal, and R. Malik, “Supremica—An integrated environment for verification, synthesis and simulation of discrete event systems,” in *Proc. 8th Int. Workshop Discrete Event Syst. (WODES'06)*, Jul. 2006, pp. 384–385.
- [53] L. Feng and W. M. Wonham, “TCT: A computation tool for supervisory control synthesis,” in *Proc. 8th Int. Workshop Discrete Event Syst. (WODES'06)*, Ann Arbor, MI, Jul. 2006, pp. 388–389.
- [54] C. G. Cassandras and S. Lafortune, *Introduction to Discrete Event Systems*. Springer, 2008.
- [55] SuSyNA: Supervisor synthesis for non-deterministic automata. 2011 [Online]. Available: <https://www.ntu.edu.sg/home/rsu/Downloads.htm>.



Ruochen Tai received the B.E. degree in electrical engineering from the Nanjing University of Science and Technology in 2016, and M.S. degree in automaton from the Shanghai Jiao Tong University in 2019. He is currently pursuing the Ph.D. degree with Nanyang Technological University, Singapore. His current research interests include security issue of cyber-physical systems, multi-robot systems, safe autonomy in cyber-physical-human systems, formal methods, and discrete-event systems.



Liyong Lin received the B.E. degree and Ph.D. degree in electrical engineering in 2011 and 2016, respectively, both from Nanyang Technological University, where he has also worked as a project officer. From June 2016 to October 2017, he was a post-doctoral fellow at the University of Toronto. Since December 2017, he has been working as a research fellow at the Nanyang Technological University. His main research interests include supervisory control theory, formal methods and machine learning. He previously was an intern in the Data Storage Institute, Singapore, where he worked on single and dual-stage servomechanism of hard disk drives.



Yuting Zhu received the B.S. degree from Southeast University, Jiangsu, China, in 2016. She is currently pursuing the Ph.D. degree with Nanyang Technological University, Singapore. Her research interests include networked control and cyber security of discrete event systems.



Rong Su received the Bachelor of Engineering degree from University of Science and Technology of China in 1997, and the Master of Applied Science degree and PhD degree from University of Toronto, in 2000 and 2004, respectively. He was affiliated with University of Waterloo and Technical University of Eindhoven before he joined Nanyang Technological University in 2010. Currently, he is an associate professor in the School of Electrical and Electronic Engineering. Dr. Su’s research interests include multi-agent systems, cyber security of discrete-event systems, supervisory control, model-based fault diagnosis, control and optimization in complex networked systems with applications in flexible manufacturing, intelligent transportation, human-robot interface, power management and green buildings. In the aforementioned areas he has more than 220 journal and conference publications, and 5 granted USA/Singapore patents. Dr. Su is a senior member of IEEE, and an associate editor for *Automatica*, *Journal of Discrete Event Dynamic Systems: Theory and Applications*, and *Journal of Control and Decision*. He was the chair of the Technical Committee on Smart Cities in the IEEE Control Systems Society in 2016-2019, and is currently the chair of IEEE Control Systems Chapter, Singapore, and a co-chair of IEEE Robotic and Automation Society Technical Committee on Automation in Logistics.