

# The Fermionic Quantum Emulator

Nicholas C. Rubin,<sup>1,\*</sup> Toru Shiozaki,<sup>2,†</sup> Kyle Throssell,<sup>2</sup> Garnet Kin-Lic Chan,<sup>3,‡</sup> and Ryan Babbush<sup>1,§</sup>

<sup>1</sup>*Google Quantum AI, Mountain View, CA, 94043*

<sup>2</sup>*Quantum Simulation Technologies, Inc., Cambridge, MA 02139*

<sup>3</sup>*Division of Chemistry and Chemical Engineering,  
California Institute of Technology, Pasadena CA 91125*

(Dated: April 5, 2022)

The fermionic quantum emulator (FQE) is a collection of protocols for emulating quantum dynamics of fermions efficiently taking advantage of common symmetries present in chemical, materials, and condensed-matter systems. The library is fully integrated with the OpenFermion software package and serves as the simulation backend. The FQE reduces memory footprint by exploiting number and spin symmetry along with custom evolution routines for sparse and dense Hamiltonians, allowing us to study significantly larger quantum circuits at modest computational cost when compared against qubit state vector simulators. This release paper outlines the technical details of the simulation methods and key technical advantages.

## I. INTRODUCTION

High accuracy simulation of fermionic systems is an important and challenging problem and is a major motivation behind current attempts to develop quantum computers [1–4]. There has been significant experimental progress towards realizing the simulation of fermionic systems on current quantum devices [5, 6]. As these experiments scale in size there is a growing need to understand the possibilities for quantum advantage, with one approach being to characterize the classical emulation complexity of the corresponding quantum circuits. In addition, the efficient emulation of near-term fermionic simulation experiments is crucial for experiment design, algorithm design, and testing. In this work, we describe an implementation of protocols to efficiently emulate quantum circuits describing time evolution under fermionic generators. We name the library that implements these protocols the Fermionic Quantum Emulator (FQE).<sup>1</sup>

There have been many developments in quantum circuit simulation and emulation. Broadly these advancements can be classified into algorithmic improvements [7–13] and computational implementation improvements [14–17]. However, despite this progress, there remains potential to improve the emulation of circuits relevant to fermionic simulation. For example, in general circuit emulation it is necessary to include additional circuit elements to handle the fermion encoding, but these can be eliminated and the fermionic sign accounted for implicitly in a specialized fermionic emulator. In addition, many fermionic systems have symmetries that can be used to reduce the resource requirements of the classical emulation. For example, molecular and material problems are often described by Hamiltonians that commute with a variety of global symmetry operators, such as the total particle number, total spin, time-reversal, and point-group and crystallographic symmetries. Though there are many open source software packages to carry out quantum chemistry calculations of fermionic systems using these symmetries [18–20], these are not designed to support computations using the quantum circuit model. Similarly, existing quantum circuit simulators and the corresponding computational techniques used within them are not naturally suited to efficiently working within symmetry reduced Hilbert spaces.

The FQE is a simulator of fermions represented in second quantization. It corresponds to a statevector simulator in that the wavefunction is explicitly stored. In the first release of the emulator, number and spin ( $S_z$ ) symmetry are used to minimize the wavefunction memory footprint by using a generalization of the Knowles–Handy [21] determinant based configuration interaction wavefunction organization scheme. Time evolution of the state under a fermionic Hamiltonian is implemented in two ways: (1) via a custom routine similar to the cosine-sine construction for nilpotent operators applicable to sparse fermion generators, and (2) via a series expansion of the propagator for dense Hamiltonians taking advantage of efficient intermediate data structures. The library completely integrates with the fermion quantum simulation library OpenFermion [22] and has built in functions to convert wavefunction objects in FQE to the format used in OpenFermion as well as for the general purpose circuit simulator Cirq [23]. For

\* Corresponding author: [nickrubin@google.com](mailto:nickrubin@google.com)

† Corresponding author: [shiozaki@qsimulate.com](mailto:shiozaki@qsimulate.com)

‡ Corresponding author: [garnetc@caltech.edu](mailto:garnetc@caltech.edu)

§ Corresponding author: [babbush@google.com](mailto:babbush@google.com)

<sup>1</sup> We make a distinction between simulating quantum circuits directly and emulating the quantum circuits when the quantum circuit corresponds to dynamics of fermions.

example, the time evolution of a wavefunction can be generated using OpenFermion’s `FermionOperator` objects or Hamiltonians defined through FQE utility functions. The first release of the emulator is completely written in Python and serves as a reference implementation where computational hotspots can easily be accelerated with C-extensions.

This work describes the key technical aspects of the library, demonstrates how it can be used in quantum algorithm development, and makes single-thread timing comparisons for key circuit primitives against Cirq [23] and the highly performant general purpose quantum circuit simulator Qsim [24]. We close with a perspective on the development of the library and future directions.

## II. WAVEFUNCTIONS AND HILBERT SPACE ORGANIZATION

When simulating spin- $\frac{1}{2}$  fermions in second quantization, the many-particle fermionic Hilbert space (sometimes called the Fock space) generated by a basis of  $L$  single-fermion states (termed orbitals)  $\{|\phi_1\rangle, |\phi_2\rangle, \dots, |\phi_L\rangle\}$ , is spanned by basis states (termed determinants) labelled by  $L$ -digit binary strings  $\{n_1 n_2 \dots n_L\}$  where  $n \in \{0, 1\}$ , and  $n_i$  is the occupancy of orbital  $i$ . It is evident that the fermionic Hilbert space is isomorphic to the Hilbert space of  $L$  qubits, with the qubit computational basis corresponding to the fermion determinant basis. This allows one to use the traditional state vector representation of qubits to encode fermionic states.

For many molecular and materials systems, the electronic Hamiltonian is an operator that commutes with various global symmetry operators. These symmetries thus provide useful quantum numbers to label sectors of Hilbert space. Because the Hamiltonian does not mix sectors, many simulations can be performed either in a single sector, or in a collection of independent sectors. A simple example is simulating a fixed number of electrons  $n$ . In this case, the Hilbert space contains only  $\binom{L}{n}$  states. Because the determinants are eigenstates of the particle number operator, the spanning basis can be chosen to be determinants with total occupancy  $\sum_i n_i = n$ . If we further assume the orbitals are eigenstates of  $S_z$  (i.e. spin-orbitals), then the determinants are also eigenstates of  $S_z$ . Then a Hilbert space sector labelled by  $n$  and  $S_z$  is spanned by determinants only with the given  $n$  and  $S_z$ .

The FQE uses such a decomposition into symmetry sectors to store the wavefunction compactly. A user specifies symmetry sectors of fixed particle number and given  $S_z$ . The total wavefunction is then stored in the direct sum of these sectors. Considering all possible particle sectors and  $S_z$  sectors corresponds to working in the full many-particle fermionic Hilbert space, and thus storing the full set of  $2^L$  qubit amplitudes.

An efficient way to represent wavefunctions for a fixed particle number and  $S_z$  sector was first introduced by Siegbahn [25] and refined by Knowles and Handy [21] in the context of the exact diagonalization of chemistry Hamiltonians. The binary string encoding a determinant is separated into a string for the spin-up ( $\alpha$ ) spin-orbitals and the spin-down ( $\beta$ ) spin-orbitals. Commonly these two binary strings (integers) are referred to as the  $\alpha$ - and  $\beta$ -string respectively. A further simplification arises by assuming that the  $\alpha$  and  $\beta$  spin-orbitals share a common set of spatial functions, known as spatial orbitals. Given  $M$  spatial orbitals in total, the total number of spin-orbitals is thus  $L = 2M$ .

The following code example initializes a state with four electrons in four spatial orbitals over a superposition of all possible  $S_z$  values.

```
wfn = fqe.Wavefunction([[4, 4, 4], [4, 2, 4], [4, 0, 4], [4, -2, 4], [4, -4, 4]])
```

Each element of the input list labels a Hilbert space sector as the triple ( $n$ -electrons,  $S_z$ ,  $M$ -spatial-orbitals). The wavefunction in each sector is stored as a matrix of size  $\binom{M}{n_\alpha} \times \binom{M}{n_\beta}$  where  $n_\alpha$  and  $n_\beta$  are the total number of  $\alpha$  and  $\beta$  electrons. Each row of the matrix corresponds to a specific  $\alpha$ -string, and each column to a  $\beta$ -string. The mapping between the integer values of the  $\alpha$ - and  $\beta$ -strings to the row and column indices is somewhat arbitrary; we use the lexical ordering proposed by Knowles and Handy [26]. By storing the wavefunction coefficients as matrices we can leverage vectorized multiplications when performing updates or contractions on the wavefunction coefficients.

The memory savings from simulating in specific symmetry sectors is substantial when compared to traditional state-vector simulators which use the full  $2^L$  qubit space. In Figure 1 we show the relative size of half filling ( $n = L/2$ ) and quarter filling ( $n = L/4$ ) subspaces with  $S_z = 0$  along with the wavefunction memory footprint in gigabytes.

To make the FQE interoperable with other simulation tools we provide a number of utilities for transforming the FQE Wavefunction representation. We also provide human readable printing, saving wavefunctions as binary data in numpy’s `.npy` format, various wavefunction initialization routines for random, Hartree-Fock, or user defined states, and conversion functions to OpenFermion and Cirq wavefunction representations. The printing functionality is demonstrated in the code snippet below.

```
import fqe

wf = fqe.Wavefunction([[2, 0, 4], [2, -2, 4]]) # two sectors N=2 Sz=[0,-2] on 4 orbitals
```

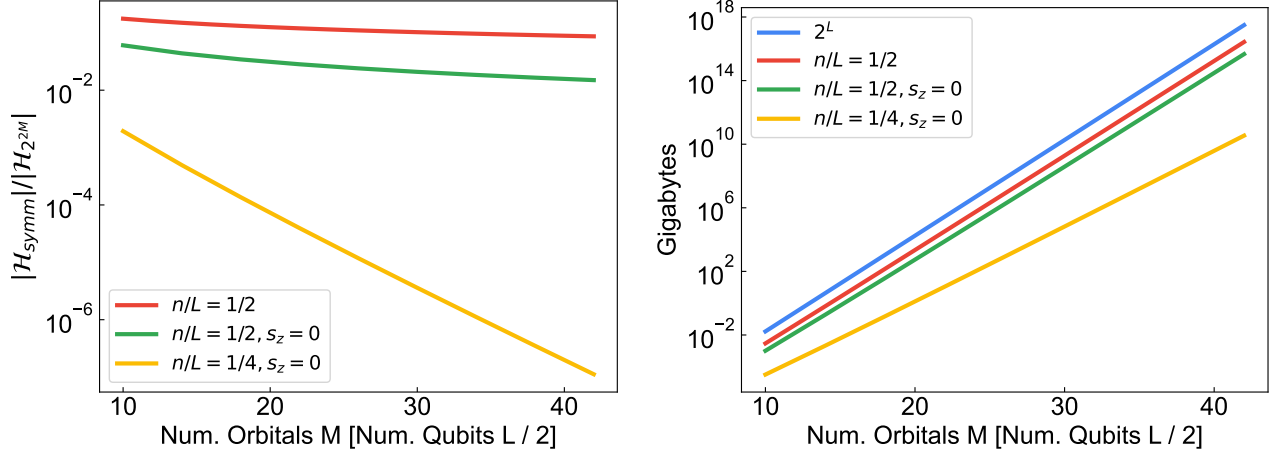


FIG. 1. *left*: Relative sizes of Hilbert space sectors at half and quarter filling compared against full qubit Hilbert space size. *right*: Gigabytes required to represent spaces of  $S_z = 0$ , half and quarter filling, compared against the full qubit Hilbert space and half filling with no  $S_z$  symmetry restriction.

```
wf.set_wf(strategy='random')
wf.print_wfn()
```

```
Sector N = 2 : S_z = -2
a'0000'b'0011' (0.10858096183738326-0.34968321927438234j)
a'0000'b'0101' (-0.09372404351124913-0.19775900492450152j)
... elided output
Sector N = 2 : S_z = 0
a'0001'b'0001' (0.09251611820297777+0.1450093827514917j)
a'0001'b'0010' (0.15516111875500693+0.17752453798314619j)
a'0001'b'0100' (0.12499026886480313+0.028546904174259435j)
... elided output
```

The conversion to OpenFermion is handled by converting each coefficient in the Wavefunction object with its associated  $\alpha$ ,  $\beta$ -string to an ordered string of creation operators acting on a vacuum state, with the string represented by an OpenFermion FermionOperator object. This allows the user to leverage the normal ordering routines in OpenFermion. By using the FermionOperator intermediate we can also directly map the string of normal ordered operators acting on a vacuum to a state vector for integration with Cirq simulations.

```
of_ops = fqe.fqe_to_fermion_op(wf)

cirq_wf = fqe.to_cirq(wf)
new_fqe_wf = fqe.from_cirq(cirq_wf, thresh=1.0E-12) # same as original wf
```

### III. UNITARY EVOLUTION

#### A. Evolution of Sparse Hamiltonians

The FQE can evolve a state by any fermionic excitation Hamiltonian. A fermionic excitation Hamiltonian is of the form

$$\hat{H}_{\text{excite}} = \epsilon (\hat{g} + \hat{g}^\dagger) \quad (1)$$

$$\hat{g} = \prod_{p=1}^{N_{\text{op}}} \hat{a}_{i_p \sigma_p}^\dagger \prod_{q=1}^{N_{\text{op}}} \hat{a}_{j_q \rho_q} \quad (2)$$

where  $\hat{g}$  is a single product of an arbitrary number ( $N_{\text{op}}$ ) of creation and annihilation operators that create/annihilate orbitals with spatial orbital indices labelled by  $i, j$  and  $S_z$  indices labelled by  $\sigma, \rho$ . We refer to this Hamiltonian as the excitation Hamiltonian because it only involves a single “excitation” term  $\hat{g}$  and its Hermitian conjugate. To specify  $\hat{g}$  the FQE can digest a `FermionOperator` from `OpenFermion`. If  $\hat{H}_{\text{excite}}$  is diagonal, i.e. a polynomial of number operators (such as  $\hat{a}_{1\alpha}^\dagger \hat{a}_{2\alpha}^\dagger \hat{a}_{1\alpha} \hat{a}_{2\alpha} = -\hat{n}_{1\alpha} \hat{n}_{2\alpha}$ , with  $\hat{n}_{1\alpha} = \hat{a}_{1\alpha}^\dagger \hat{a}_{1\alpha}$  and similarly for  $\hat{n}_{2\alpha}$ ) evolution of the wave function can be performed using the techniques described later in Sec. III C 1. When  $\hat{H}_{\text{excite}}$  is not diagonal and contains no repeated indices (such as  $\hat{a}_{4\alpha}^\dagger \hat{a}_{2\beta}^\dagger \hat{a}_{1\alpha} \hat{a}_{3\beta}$ ), evolution of the wavefunction is accomplished by

$$e^{-i(\hat{g}+\hat{g}^\dagger)\epsilon} = 1 + \left[ \cos(\epsilon|g|) - 1 - i\hat{g}^\dagger \frac{\sin(\epsilon|g|)}{|g|} \right] \hat{\mathcal{P}}_{\hat{g}\hat{g}^\dagger} + \left[ \cos(\epsilon|g|) - 1 - i\hat{g} \frac{\sin(\epsilon|g|)}{|g|} \right] \hat{\mathcal{P}}_{\hat{g}^\dagger\hat{g}} \quad (3)$$

where we define  $\hat{\mathcal{P}}_{\hat{x}}$  as the projector onto the basis of determinants that are not annihilated by  $\hat{x}$ . For other recent applications of this relation in quantum chemistry see e.g. Refs. [27], [28], and Ref. [29] in the context of quantum and quantum-inspired algorithms. A derivation of Eq. (3) is presented in Appendix A. When  $\hat{H}_{\text{excite}}$  is not diagonal but has several repeated indices as well (such as  $\hat{a}_{1\alpha}^\dagger \hat{a}_{2\beta}^\dagger \hat{a}_{1\alpha} \hat{a}_{3\beta} = -\hat{n}_{1\alpha} \hat{a}_{2\beta}^\dagger \hat{a}_{3\beta}$ ), a hybrid approach is used with the only additional complication being the fermion parity evaluation that arises from operator reordering.

Time evolution of a FQE wavefunction is implemented as a method of the `Wavefunction` object and can be easily accessed through the `Wavefunction` object interface. For example, the code snippet

```
from openfermion import FermionOperator
import fqe

wf = fqe.Wavefunction([[4, 0, 6]])
wf.set_wfn(strategy='random')
i, j, theta = 0, 1, 2 / 3
op = (FermionOperator(((2 * i, 1), (2 * j, 0)), coefficient=-1j * theta) +
      FermionOperator(((2 * j, 1), (2 * i, 0)), coefficient=1j * theta))
new_wfn = fqe_wfn.time_evolve(1.0, op)
```

performs evolution of a random state  $\psi_0$  with a one-particle excitation Hamiltonian acting on the  $\alpha$ -spin sector

$$|\psi_f\rangle = e^{-i\theta(\hat{a}_{i\alpha}^\dagger \hat{a}_{j\alpha} + \hat{a}_{j\alpha}^\dagger \hat{a}_{i\alpha})} |\psi_0\rangle. \quad (4)$$

The `Wavefunction` object correctly evolves this type of sparse Hamiltonian so long as the Hamiltonian commutes with the underlying wavefunction symmetries. However, the user is responsible for providing a Hamiltonian of this form, and the FQE does not correctly handle the evolution of Hamiltonians which break the specified wavefunction symmetry.

Evolving under a single fermionic excitation Hamiltonian is the basis for arbitrary fermionic quantum circuit evolution and can be used to simulate arbitrary fermionic Hamiltonian evolution. Because of the isomorphism between fermion and qubit spaces, general qubit Hamiltonians, so long as they are symmetry preserving in the same sense, can be simulated with little overhead within the same scheme either by modifying the code to ignore signs arising from fermion parity or by explicitly inserting swap operations. This raises the possibility to simulate large quantum circuits associated with non-fermionic Hamiltonian evolution, that benefit from the memory saving associated with simulating the fixed “particle” or “spin” sectors of the corresponding qubit Hilbert space.

Though evolution by single excitation Hamiltonian provides a primitive to implement many fermionic circuit simulations, the FQE also implements efficient time-evolution routines for Hamiltonians with special forms and for generic quantum chemical Hamiltonians. These will be discussed in more detail in the following sections.

## B. Evolution of Dense Hamiltonians

The FQE provides special routines to evolve sums of excitation Hamiltonians through series expansions. We begin by discussing dense Hamiltonians, which for the purposes of this work we define as a weighted sum over all possible excitation Hamiltonians with the same index structure. A dense two-particle Hamiltonian, for which the FQE implements special routines, would take the form

$$\hat{H} = \sum_{ijkl} \sum_{\sigma\sigma'\rho\rho'} V_{i\sigma,j\rho,k\sigma',l\rho'} \hat{a}_{i\sigma}^\dagger \hat{a}_{j\rho}^\dagger \hat{a}_{k\sigma'} \hat{a}_{l\rho'} \quad (5)$$

where  $\hat{H}$  is Hermitian. In addition, specialized code is implemented for spin-conserving spin-orbital Hamiltonians ( $\sigma = \sigma'$  and  $\rho = \rho'$  in Eq. (5)),

$$\hat{H} = \sum_{ijkl} \sum_{\sigma\rho} V_{i\sigma,j\rho,k\sigma,l\rho} \hat{a}_{i\sigma}^\dagger \hat{a}_{j\rho}^\dagger \hat{a}_{k\sigma} \hat{a}_{l\rho}. \quad (6)$$

and for spin-free Hamiltonians ( $V_{ijkl} \equiv V_{i\sigma,j\rho,k\sigma',l\rho'}$  in Eq. (6)),

$$\hat{H}_{\text{sf}} = \sum_{ijkl} \sum_{\sigma\rho} V_{ijkl} \hat{a}_{i\sigma}^\dagger \hat{a}_{j\rho}^\dagger \hat{a}_{k\sigma} \hat{a}_{l\rho}, \quad (7)$$

which frequently appear in molecular and materials systems. Other cases which have specialized subroutines discussed below include sparse Hamiltonians (arbitrary sums of excitation Hamiltonians), quadratic Hamiltonians, and diagonal pair Hamiltonians.

Time evolution with such dense Hamiltonians is performed by means of series expansions such as the Taylor and Chebyshev expansions. When the time step  $t$  is taken to be small, the operator exponential can be efficiently computed by a Taylor expansion that converges rapidly,

$$\exp(-i\hat{H}t)|\Psi\rangle = \sum_n \frac{1}{n!} (-i\hat{H}t)^n |\Psi\rangle. \quad (8)$$

We evaluate this by recursively computing the action of the operator on the wave functions,

$$|\Psi_{n+1}\rangle = \hat{H}|\Psi_n\rangle \quad (9)$$

with  $|\Psi_0\rangle \equiv |\Psi\rangle$ , using which the previous expression can be rewritten as

$$\exp(-i\hat{H}t)|\Psi\rangle = \sum_n \frac{(-it)^n}{n!} |\Psi_n\rangle \quad (10)$$

We evaluate the norm of each term,  $|t^n|||\Psi_n\rangle|/n!$ , and when the norm becomes smaller than the given threshold, we stop the computation. Alternatively, one can specify the number of terms in the expansion, or both.

When the spectral range of the operator (i.e., extremal eigenvalues  $[\epsilon_{\min}, \epsilon_{\max}]$ ) is known or can be estimated in advance, the expansion can be made more robust by using the Chebyshev expansion [30]. The Chebyshev expansion is known to be a near optimal approximation of the exponential in a minimax sense. First, we scale the operator such that the eigenvalues are in  $[-1, +1]$ ,

$$\hat{H}' = \frac{\hat{H} + \epsilon_{\text{shift}}}{\Delta\epsilon} \quad (11)$$

where  $\Delta\epsilon = (\epsilon_{\max} - \epsilon_{\min})/2w'$  and  $\epsilon_{\text{shift}} = -(\epsilon_{\max} + \epsilon_{\min})/2$ . The factor  $w'$  is a number that is slightly smaller than 1 to ensure that the eigenvalues do not lie outside the window due to numerical noise or insufficient accuracy in the estimation of extremal eigenvalues. In the FQE, we use  $w' = 0.9875$ . Then we expand as

$$\begin{aligned} \exp(-i\hat{H}t)|\Psi\rangle &= \exp(i\epsilon_{\text{shift}}t) \exp(-i\Delta\epsilon\hat{H}'t)|\Psi\rangle \\ &= \exp(i\epsilon_{\text{shift}}t) \sum_n 2J_n(\Delta\epsilon t) (-i)^n |\tilde{\Psi}_n\rangle \end{aligned} \quad (12)$$

Here  $J_n(x)$  is the modified Bessel function of the first kind, and  $|\tilde{\Psi}_n\rangle$  is obtained by recursion as

$$|\tilde{\Psi}_{n+1}\rangle = 2\hat{H}'|\tilde{\Psi}_n\rangle - |\tilde{\Psi}_{n-1}\rangle \quad (13)$$

We stop the expansion when the contribution from rank  $n$  becomes smaller than the given threshold, as in the Taylor expansion above.

The dense evolution routines can be accessed through the `Wavefunction` interface which intelligently dispatches to the specialized routines depending on the form of the Hamiltonian the user provides. As an example, below is a code snippet assuming the user has defined an `OpenFermion MolecularData` object called ‘molecule’. The `Wavefunction` interface provides access to the `apply_generated_unitary` routine which has options for each series expansion evolution described above.

```

from fqe.openfermion_utils import integrals_to_fqe_restricted

dt = 0.23 # evolution time
oei, tei = molecule.get_integrals()
fqe_rham = integrals_to_fqe_restricted(oei, tei) # A dense fqe.RestrictedHamiltonian object

wfn = fqe.Wavefunction([[molecule.n_electrons, 0, molecule.n_orbitals]])
wfn.set_wfn(strategy='hartree-fock')
new_wfn1 = wfn.time_evolve(dt, fqe_rham)

# equivalent path
new_wfn2 = wfn.apply_generated_unitary(dt, 'taylor', fqe_rham) # Taylor expansion algorithm

```

The above algorithms that use the series expansion are also employed for time evolution with sparse Hamiltonians, which are arbitrary weighted sums of multiple excitation Hamiltonians. In this case, the `apply` function used in Eqs. 9 and 13 is overloaded by a special function for sparse Hamiltonians, in which the action of the operator is evaluated one term at a time.

### C. Special routines for other structured Hamiltonians

#### 1. Diagonal pair Hamiltonians

Hamiltonians that are diagonal in the determinant basis are particularly simple as they are polynomials of number operators with terms that all commute. Evolution under such Hamiltonians appears as an important quantum circuit for chemical Hamiltonian Trotter steps and certain variational ansätze [31, 32]. The FQE leverages the mutual commuting nature of the terms of Hamiltonians of this form to efficiently evolve under the generated unitaries. Specifically, the action of the unitary generated by diagonal pair Hamiltonians of the form

$$\hat{H}_{\text{diag}} = \sum_{rs} W_{rs} \hat{n}_r \hat{n}_s, \quad (14)$$

where  $\hat{n}_r$  is the spin-summed number operator for spatial orbital  $r$  (i.e.,  $\hat{n}_r = \sum_{\sigma} \hat{a}_{r\sigma}^{\dagger} \hat{a}_{r\sigma}$ ), is constructed by iterating over all determinants and generating a phase associated with the coefficient  $W_{rs}$  for each determinant. A direct wall clock time comparison to other simulators is made in Figure 2 by translating evolution under a random diagonal pair Hamiltonian (of the form in Eq. (14)) into a series of CPHASE gates with phases corresponding to  $2W_{rs}$ . For the half filling circuits on 14 orbitals (i.e., 14 electrons in 28 spin orbitals to be represented by 28 qubits) we observe that FQE is approximately six times faster than Cirq and four times faster than single-threaded Qsim, while at quarter filling FQE is approximately 250 times faster than Cirq and 170 times faster than single-thread Qsim.

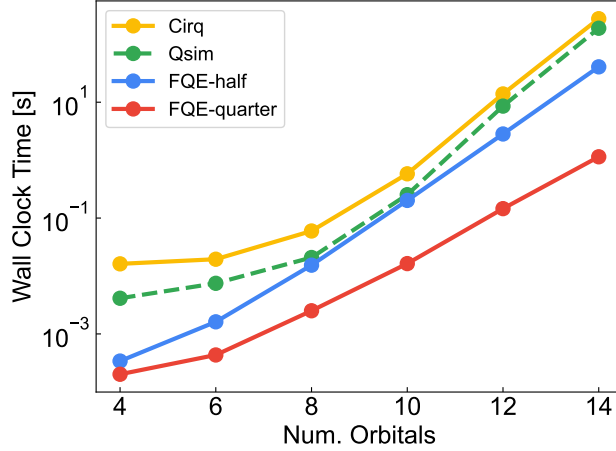


FIG. 2. Run time comparisons for implementing time evolution of a random diagonal Hamiltonian. The Python reference implementation of FQE is compared against Cirq’s Python circuit evolution routines and Qsim (a highly optimized C++ circuit simulator). Qsim is executed on a single thread with default gate-fusion accessed through the `qsimcirq` python interface. Quantum circuits for the time evolution generated by the diagonal Coulomb Hamiltonian are constructed using  $4M^2$  CPHASE gates where  $M$  is the number of spatial orbitals.

## 2. Quadratic Hamiltonians

Evolving states by quadratic Hamiltonians is another important algorithmic primitive. In the quantum circuit context, it is closely related to matchgate circuit simulation [33]. The FQE performs this task by transforming the wave functions into the orbital representation that diagonalizes the quadratic Hamiltonian, evolving in the quadratic Hamiltonian eigenbasis, and then returning to the original basis. The algorithm is based on those in the quantum chemistry literature [34–36] that utilize the LU decomposition, with an improvement in the handling of pivoting in the LU decomposition. Using the unitary  $\mathbf{X}$  that diagonalizes the operator matrix in  $\hat{A} = \sum_{ij} (\mathbf{A})_{ij} \hat{a}_i^\dagger \hat{a}_j$ , i.e.,  $\mathbf{X}^\dagger \mathbf{A} \mathbf{X} = \mathbf{a}$ , one obtains

$$\exp(-i\hat{A}t)|\Psi\rangle = \hat{T}(\mathbf{X}^\dagger) \exp(-i\hat{\mathbf{a}}t) \hat{T}(\mathbf{X})|\Psi\rangle \quad (15)$$

where  $\hat{\mathbf{a}}$  is the diagonal operator after orbital rotation, and  $\hat{T}(\mathbf{X})$  is the transformation on the wave function due to the change in the orbital basis described by the unitary  $\mathbf{X}$ . Here we ignore the pivoting for brevity; see Appendix B for more algorithmic details. The overall cost of rotating the wave function (i.e., action of  $\hat{T}(\mathbf{X})$ ) is roughly equivalent to the cost to apply a single dense one-particle linear operator to a wave function. The diagonal operator is then applied to the rotated wave function, followed by the back transformation to the wave function in the original orbital basis.

Figure 3 compares the wall clock time required to evolve a random quadratic Hamiltonian. For Cirq, a circuit is generated using the optimal Givens rotation decomposition construction of Clements [37] in OpenFermion which is translated into a sequence of  $2M^2$  gates of the form  $\exp(-i\theta(XY - YX)/2)$  and Rz. For the FQE at half filling and quarter filling we show the time to implement the equivalent Givens decomposition via fermion excitation Hamiltonians, and via the specialized LU decomposition method described above. For the half filling circuits on fourteen orbitals (twenty eight qubits) we observe that the FQE LU decomposition algorithm is approximately three times faster than Cirq and four times slower than the single-threaded Qsim execution time. At quarter filling, FQE’s LU decomposition evolution is approximately one-hundred sixty times faster than Cirq and ten times faster than single-threaded Qsim. We emphasize that the FQE is a Python reference implementation while Qsim is a highly optimized C++ implementation. This illustrates the large advantage physics, symmetry, and algorithmic considerations can provide when targeting specialized quantum circuit emulation.



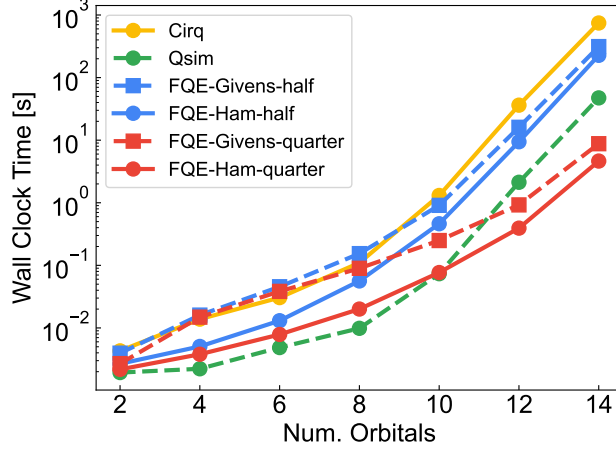


FIG. 3. Wall clock time comparison between Cirq, Qsim, and FQE, for a random quadratic Hamiltonian evolution at half filling and quarter filling. Note that Cirq and Qsim run times are unaffected by filling fraction. Qsim is executed on a single thread accessed through the `qsimcirq` Python interface. Quantum circuits for the time evolution generated by the quadratic Hamiltonian are constructed using  $2M^2 \exp(-i\theta(XY - YX)/2)$  gates where  $M$  is the number of spatial orbitals.

#### IV. OPERATOR ACTION ON THE WAVEFUNCTION

The FQE provides a variety of methods to apply fermionic operators to states. The general code allows a user to define an arbitrary individual excitation operator and apply it to a wavefunction. This functionality constructs the action of the user defined operator by computing the sparse matrix elements of such an operator in the determinant basis, which are then contracted against the wavefunction coefficients to obtain the action of the operator on the state.

The FQE also provides efficient methods to apply dense fermionic operators (such as a dense Hamiltonian) to wave functions, because these are the fundamental building blocks for fermionic time evolution under dense Hamiltonians (see, for example, Eqs. (9) and (13)). It is equally important for reduced density matrix (RDM) construction, efficient access to which is a crucial aspect of many fermionic simulation algorithms. In the following, we present the algorithms to apply dense spin conserving, spin-free Hamiltonians (Eq. (7)), but the FQE implements similar algorithms for  $S_z$  conserving spin-orbital Hamiltonians (Eq. (6)) and  $S_z$  non-conserving Hamiltonians (Eq. (5)) as well.

##### A. Knowles–Handy algorithm

In the Knowles–Handy algorithm [21], a resolution of the identity (RI) is inserted in the  $n$ -electron determinant space after operator reordering ( $\hat{1} = \sum_K |K\rangle\langle K|$ ) as

$$\begin{aligned}
 \langle I | \hat{H}_{\text{sf}} | \Psi \rangle = & - \sum_{\sigma\rho} \sum_{ik,K} \langle I | \hat{a}_{i\sigma}^\dagger \hat{a}_{k\sigma} | K \rangle \left( \sum_{jl,I} V_{ijkl} \langle K | \hat{a}_{j\rho}^\dagger \hat{a}_{l\rho} | J \rangle C_J \right) \\
 & + \sum_{\sigma} \sum_{il} \left( \sum_k V_{ikk l} \right) \langle I | \hat{a}_{i\sigma}^\dagger \hat{a}_{l\sigma} | J \rangle C_J,
 \end{aligned} \tag{16}$$



where  $I$ ,  $J$ , and  $K$  label determinants and  $C_I$  is the wave function coefficient associated with determinant  $|I\rangle$ . The second term is trivially evaluated. The primitive operations for the first term are

$$D_{ij}^J = \sum_I \sum_\sigma \langle J | \hat{a}_{i\sigma}^\dagger \hat{a}_{j\sigma} | I \rangle C_I, \quad (17)$$

$$\tilde{D}_{ij}^J = \sum_{kl} V_{ikjl} D_{kl}^J, \quad (18)$$

$$R^I = \sum_J \sum_\sigma \langle I | \hat{a}_{i\sigma}^\dagger \hat{a}_{j\sigma} | J \rangle \tilde{D}_{ij}^J. \quad (19)$$

This form of the RI insertion has the advantage that it can be easily generalized to apply 3- and 4-particle operators, since these primitive operations can be performed recursively, i.e.,

$$E_{ij,kl}^J = \sum_I \sum_\sigma \langle J | \hat{a}_{i\sigma}^\dagger \hat{a}_{j\sigma} | I \rangle D_{kl}^I, \quad (20)$$

$$D_{ij}^I = \sum_J \sum_\sigma \langle I | \hat{a}_{k\sigma}^\dagger \hat{a}_{l\sigma} | J \rangle E_{ij,kl}^J. \quad (21)$$

The step in Eq. (18) is typically a computational hot spot and is performed using efficient numpy functions.

For efficiency, the expectation values  $\langle I_\sigma | \hat{a}_{i\sigma}^\dagger \hat{a}_{j\sigma} | J_\sigma \rangle$  are precomputed for the  $\alpha$ - and  $\beta$ -strings and stored in an FQE object `FciGraph`. To facilitate the evaluation, the intermediate tensors are also stored using the  $\alpha$ - and  $\beta$ -strings; for example,  $D_{ij}^I$  in Eq. (17) is stored as a four-index tensor  $D_{ij}^{I_\alpha I_\beta}$  where  $I = I_\alpha \otimes I_\beta$ . When the Hamiltonian breaks spin symmetry (and, hence,  $S_z$  symmetry), the mappings between strings that have  $N_\sigma \pm 1$  electrons are also generated ( $\langle I'_\sigma | \hat{a}_{i\sigma}^\dagger | J_\sigma \rangle$  and  $\langle I''_\sigma | \hat{a}_{i\sigma} | J_\sigma \rangle$ ) which are stored in the FQE object `FciGraphSet`. From these quantities,  $\langle I | \hat{a}_{i\sigma}^\dagger \hat{a}_{j\sigma} | J \rangle$  can be easily computed on the fly.

## B. Harrison–Zarrabian algorithm for low filling

Low filling cases are computed using the Harrison–Zarrabian algorithm [38], which is closely related to the algorithm developed by Olsen *et al.* [39]. This algorithm inserts the RI in the  $n - 2$  electron space ( $\hat{1} = \sum_L |L\rangle \langle L|$ ) as

$$\langle I | \hat{H}_{\text{sf}} | \Psi \rangle = \sum_{\sigma\rho} \sum_{ij,L} \langle I | \hat{a}_{i\sigma}^\dagger \hat{a}_{j\rho} | L \rangle \left( \sum_{kl,J} V_{ijkl} \langle L | \hat{a}_{k\sigma} \hat{a}_{l\rho} | J \rangle C_J \right), \quad (22)$$

where  $I$  and  $J$  label a determinant with  $n$  electrons and  $L$  labels determinants with  $n - 2$  electrons. This is computed by the following primitive steps,

$$F_{ij,\sigma\rho}^L = \sum_I \langle L | \hat{a}_{k\sigma} \hat{a}_{l\rho} | I \rangle C_I, \quad (23)$$

$$\tilde{F}_{ij,\sigma\rho}^L = \sum_{kl} V_{ijkl} F_{kl,\sigma\rho}^L, \quad (24)$$

$$R^I = \sum_L \sum_{\sigma\rho} \langle I | \hat{a}_{i\sigma}^\dagger \hat{a}_{j\rho} | L \rangle \tilde{F}_{ij,\sigma\rho}^L. \quad (25)$$

The advantage of this algorithm, in comparison to the Knowles–Handy algorithm, is that the number of determinants for the RI can be far smaller than the number of the original determinants. This is pronounced when the wave function is at low filling. The disadvantage, however, is that there is certain overhead in computational cost because one cannot perform spin summation in Eq. (23). Therefore, the FQE switches to this algorithm when the filling is smaller than 0.3. Note that a similar algorithm can be devised for the high-filling cases by sorting the operators in the opposite order, but this is not implemented in the FQE. When such a system is considered, one can reformulate the high-filling problem into a low-filling one by rewriting the problem in terms of the hole operators  $\hat{b}_{i\sigma} = 1 - \hat{a}_{i\sigma}$ .

### C. RDM computation

The FQE provides efficient routines using the intermediate tensors in the above algorithms to efficiently compute 1- through 4-RDMs. For example, a spin-summed 2-RDM element  $\Gamma_{ijkl}$  defined as

$$\Gamma_{ijkl} = \sum_{\sigma\rho} \langle \Psi | \hat{a}_{i\sigma}^\dagger \hat{a}_{j\rho}^\dagger \hat{a}_{k\sigma} \hat{a}_{l\rho} | \Psi \rangle \quad (26)$$

can be computed either using the intermediate tensor in the Knowles–Handy algorithm (Eq. (17)),

$$\Gamma_{ijkl} = - \sum_I D_{ki}^{I*} D_{jl}^I + \delta_{jk} \sum_I D_{li}^{I*} C_I, \quad (27)$$

or, in low filling cases, using the intermediate in the Harrison–Zarrabian algorithm,

$$\Gamma_{ijkl} = - \sum_{\sigma\rho} \sum_L F_{ij,\sigma\rho}^{L*} F_{kl,\sigma\rho}^L. \quad (28)$$

In both algorithms, efficient numpy functions for matrix–matrix and matrix–vector multiplication are used. Spin-orbital RDMs (i.e. without the spin summation in Eq. (26)) are computed similarly. In addition to the standard (i.e., particle) RDMs, the FQE can compute RDMs that correspond to other operator orders, e.g., hole RDMs. This is done by performing Wick’s theorem as implemented in `fqe.wick` and evaluating the resulting expression using the particle RDMs. For example, the spin-summed 2-body hole RDM element ( $\Gamma_{ijkl}^h$ ) defined as

$$\Gamma_{ijkl}^h = \sum_{\sigma\rho} \langle \Psi | \hat{a}_{i\sigma} \hat{a}_{j\rho} \hat{a}_{k\sigma}^\dagger \hat{a}_{l\rho}^\dagger | \Psi \rangle \quad (29)$$

is computed as

$$\Gamma_{ijkl}^h = \Gamma_{kl ij} + \delta_{jk} \Gamma_{il} - 2\delta_{ik} \Gamma_{jl} - 2\delta_{jl} \Gamma_{ik}. \quad (30)$$

The FQE implements the spin-orbital counterpart of this feature as well.

For spin conserving Hamiltonians, the FQE also provides up to 4-body spin-summed RDMs and up to 3-body spin-orbital RDMs in the OpenFermion format. An example is:

```
wf = fqe.Wavefunction([[4, 0, 6]])
wf.set_wfn(strategy='random')

spin_sum_opdm = wf.expectationValue('i^ j')
spin_sum_oqdm = wf.expectationValue('i j^')
spin_sum_tpdm = wf.expectationValue('i^ j^ k l')

opdm, tpdm = wf.sector((4, 0)).get_openfermion_rdms()
d3 = wf.sector((4, 0)).get_d3() # returns spinful 3-RDM in openfermion ordering
```

The implementation to compute RDMs offers a significant improvement over OpenFermion’s native RDM generators which map Pauli operator expectations to RDM elements. As an example of this efficient RDM computation the FQE library provides a base implementation of the energy gradient due to a two-particle generator  $\hat{G}_{i\sigma,j\rho,k\sigma',l\rho'} = \hat{a}_{i\sigma}^\dagger \hat{a}_{j\rho}^\dagger \hat{a}_{k\sigma'} \hat{a}_{l\rho'}$ , which corresponds to evaluating  $g_{i\sigma,j\rho,k\sigma',l\rho'} = \langle \Psi | [\hat{H}, \hat{G}_{i\sigma,j\rho,k\sigma',l\rho'}] | \Psi \rangle$  for all spatial and spin indices.

### V. CLOSING THOUGHTS AND FUTURE DIRECTIONS

The Fermionic Quantum Emulator (FQE) described above is an open source library under the Apache 2.0 license [40]. Currently, the library is completely implemented in Python to facilitate extension and code reuse. Despite not being written in a high performance programming language, the FQE’s algorithmic advantages allow us to outperform even heavily optimized quantum circuit simulators. In future releases, current computational bottlenecks will be addressed with additional performance improvements.

Though this first release of the FQE focuses on exact evolution in a statevector representation, our long-term goal is to provide implementations of fermionic circuit emulation that exploit symmetry within different simulation strategies.

For example, approximate representations, for example using fermionic matrix product states, can also be adapted to this setting. Ultimately, a variety of such techniques will need to be explored to reach an honest assessment of possible quantum advantage when simulating molecular and materials systems.

- 
- [1] R. P. Feynman, *Int. J. Theor. Phys.* **21**, 467 (1982).
  - [2] D. S. Abrams and S. Lloyd, *Phys. Rev. Lett.* **79**, 4 (1997).
  - [3] G. Ortiz, J. Gubernatis, E. Knill, and R. Laflamme, *Phys. Rev. A* **64**, 22319 (2001).
  - [4] A. Aspuru-Guzik, A. D. Dutoi, P. J. Love, and M. Head-Gordon, *Science* **309**, 1704 (2005).
  - [5] F. Arute, K. Arya, R. Babbush, D. Bacon, J. C. Bardin, R. Barends, S. Boixo, M. Broughton, B. B. Buckley, D. A. Buell, B. Burkett, N. Bushnell, Y. Chen, Z. Chen, B. Chiaro, R. Collins, W. Courtney, S. Demura, A. Dunsworth, E. Farhi, A. Fowler, B. Foxen, C. Gidney, M. Giustina, R. Graff, S. Habegger, M. P. Harrigan, A. Ho, S. Hong, T. Huang, W. J. Huggins, L. Ioffe, S. V. Isakov, E. Jeffrey, Z. Jiang, C. Jones, D. Kafri, K. Kechedzhi, J. Kelly, S. Kim, P. V. Klimov, A. Korotkov, F. Kostritsa, D. Landhuis, P. Laptev, M. Lindmark, E. Lucero, O. Martin, J. M. Martinis, J. R. McClean, M. McEwen, A. Megrant, X. Mi, M. Mohseni, W. Mruczkiewicz, J. Mutus, O. Naaman, M. Neeley, C. Neill, H. Neven, M. Y. Niu, T. E. O’Brien, E. Ostby, A. Petukhov, H. Putterman, C. Quintana, P. Roushan, N. C. Rubin, D. Sank, K. J. Satzinger, V. Smelyanskiy, D. Strain, K. J. Sung, M. Szalay, T. Y. Takeshita, A. Vainsencher, T. White, N. Wiebe, Z. J. Yao, P. Yeh, and A. Zalcman, *Science* **369**, 1084 (2020).
  - [6] A. Kandala, A. Mezzacapo, K. Temme, M. Takita, M. Brink, J. M. Chow, and J. M. Gambetta, *Nature* **549**, 242 (2017).
  - [7] I. L. Markov and Y. Shi, *SIAM J. Comput.* **38**, 963 (2008).
  - [8] S. Bravyi, D. Browne, P. Calpin, E. Campbell, D. Gosset, and M. Howard, *Quantum* **3**, 181 (2019).
  - [9] Y. Huang and P. Love, *Phys. Rev. A* **103**, 022428 (2021).
  - [10] Y. Huang and P. Love, *Phys. Rev. A* **99**, 052307 (2019).
  - [11] J. Gray and S. Kourtis, *Quantum* **5**, 410 (2021).
  - [12] S. Boixo, S. V. Isakov, V. N. Smelyanskiy, and H. Neven, *arXiv preprint arXiv:1712.05384* (2017).
  - [13] C. Huang, F. Zhang, M. Newman, J. Cai, X. Gao, Z. Tian, J. Wu, H. Xu, H. Yu, B. Yuan, *et al.*, *arXiv preprint arXiv:2005.06787* (2020).
  - [14] M. Smelyanskiy, N. P. Sawaya, and A. Aspuru-Guzik, *arXiv preprint arXiv:1601.07195* (2016).
  - [15] X.-Z. Luo, J.-G. Liu, P. Zhang, and L. Wang, *Quantum* **4**, 341 (2020).
  - [16] Y. Suzuki, Y. Kawase, Y. Masumura, Y. Hiraga, M. Nakadai, J. Chen, K. M. Nakanishi, K. Mitarai, R. Imai, S. Tamiya, *et al.*, *arXiv preprint arXiv:2011.13524* (2020).
  - [17] N. H. Stair and F. A. Evangelista, “Qforte: A quantum computer simulator and algorithms library for molecular simulation: <https://education.molssi.org/2020-software-fellow-posters/nick-stair/>,” (2020).
  - [18] Q. Sun, T. C. Berkelbach, N. S. Blunt, G. H. Booth, S. Guo, Z. Li, J. Liu, J. D. McClain, E. R. Sayfutyarova, S. Sharma, *et al.*, *Wiley Interdiscip. Rev. Comput. Mol. Sci.* **8**, e1340 (2018).
  - [19] D. G. Smith, L. A. Burns, A. C. Simmonett, R. M. Parrish, M. C. Schieber, R. Galvelis, P. Kraus, H. Kruse, R. Di Remigio, A. Alenaizan, *et al.*, *J. Chem. Phys.* **152**, 184108 (2020).
  - [20] T. Shiozaki, *Wiley Interdiscip. Rev. Comput. Mol. Sci.* **8**, e1331 (2018).
  - [21] P. Knowles and N. Handy, *Chem. Phys. Lett.* **111**, 315 (1984).
  - [22] J. R. McClean, N. C. Rubin, K. J. Sung, I. D. Kivlichan, X. Bonet-Monroig, Y. Cao, C. Dai, E. S. Fried, C. Gidney, B. Gimby, *et al.*, *Quantum Science and Technology* **5**, 034014 (2020).
  - [23] Cirq Developers, “Cirq,” (2021), See full list of authors on Github: <https://github.com/quantumlib/Cirq/graphs/contributors>.
  - [24] Quantum AI team and collaborators, “qsim,” (2020).
  - [25] P. E. Siegbahn, *Chem. Phys. Lett.* **109**, 417 (1984).
  - [26] P. J. Knowles and N. C. Handy, *Comput. Phys. Comm.* **54**, 75 (1989).
  - [27] M.-A. Filip and A. J. W. Thom, *J. Chem. Phys.* **153**, 214106 (2020).
  - [28] F. A. Evangelista, G. K.-L. Chan, and G. E. Scuseria, *J. Chem. Phys.* **151**, 244112 (2019).
  - [29] J. Chen, H.-P. Cheng, and J. K. Freericks, *J. Chem. Theory Comput.* **17**, 841 (2021).
  - [30] R. Kosloff, *Annu. Rev. Phys. Chem.* **45**, 145 (1994).
  - [31] J. Lee, W. J. Huggins, M. Head-Gordon, and K. B. Whaley, *J. Chem. Theory Comput.* **15**, 311 (2018).
  - [32] M. Motta, E. Ye, J. R. McClean, Z. Li, A. J. Minnich, R. Babbush, and G. K.-L. Chan, *arXiv preprint arXiv:1808.02625* (2018).
  - [33] B. M. Terhal and D. P. DiVincenzo, *Phys. Rev. A* **65**, 032325 (2002).
  - [34] P. Å. Malmqvist, *Int. J. Quantum Chem.* **30**, 479 (1986).
  - [35] G. J. Atchity and K. Ruedenberg, *J. Chem. Phys.* **111**, 2910 (1999).
  - [36] A. Mitrushchenkov and H.-J. Werner, *Mol. Phys.* **105**, 1239 (2007).
  - [37] W. R. Clements, P. C. Humphreys, B. J. Metcalf, W. S. Kolthammer, and I. A. Walmsley, *Optica* **3**, 1460 (2016).
  - [38] R. J. Harrison and S. Zarrabian, *Chem. Phys. Lett.* **158**, 393 (1989).
  - [39] J. Olsen, B. O. Roos, P. Jørgensen, and H. J. A. Jensen, *J. Chem. Phys.* **89**, 2185 (1988).
  - [40] N. C. Rubin, T. Shiozaki, K. Throssell, G. K.-L. Chan, and R. Babbush, “The Fermionic Quantum Emulator:

<https://github.com/quantumlib/openfermion-fqe>,” (2020).

- [41] E. Anderson, Z. Bai, C. Bischof, S. Blackford, J. Demmel, J. Dongarra, J. Du Croz, A. Greenbaum, S. Hammarling, A. McKenney, and D. Sorensen, *LAPACK Users’ Guide*, 3rd ed. (Society for Industrial and Applied Mathematics, Philadelphia, PA, 1999).

## Appendix A: Evolution under a Hermitian Hamiltonian generated by a sum of excitation operators

Here we discuss the unitary evolution associated with a fermionic excitation (Eq. (2)) that is not diagonal and has no repeated orbital indices. In this case, one can trivially show that  $\hat{g}\hat{g} = 0$  and  $\hat{g}^\dagger\hat{g}^\dagger = 0$ . Using these relations, it can be shown that

$$(\hat{g} + \hat{g}^\dagger)^n = \hat{g}\hat{g}^\dagger\hat{g} \cdots + \hat{g}^\dagger\hat{g}\hat{g}^\dagger \cdots. \quad (\text{A1})$$

In addition,  $\hat{g}^\dagger\hat{g}$  and  $\hat{g}\hat{g}^\dagger$  are both diagonal in the computational basis, because any of the unpaired operators in  $\hat{g}$  would be paired with its conjugate in  $\hat{g}^\dagger\hat{g}$  and  $\hat{g}\hat{g}^\dagger$ . For example, let  $\hat{g} = g\hat{a}_4^\dagger\hat{a}_2^\dagger\hat{a}_3\hat{a}_1$  (we have omitted the spin indices for brevity), then

$$\begin{aligned} \hat{g}\hat{g}^\dagger &= |g|^2\hat{a}_4^\dagger\hat{a}_2^\dagger\hat{a}_3\hat{a}_1\hat{a}_1^\dagger\hat{a}_3^\dagger\hat{a}_2\hat{a}_4 \\ &= |g|^2\hat{n}_4\hat{n}_2(1 - \hat{n}_3)(1 - \hat{n}_1) \end{aligned} \quad (\text{A2})$$

It is worth noting that the parity associated with this reordering for normal-ordered  $g$  (all creation operators to the left of annihilation operators) is always even. We define the square root of this diagonal operator with the following phase convention,

$$\sqrt{\hat{g}\hat{g}^\dagger} \equiv |g|\hat{n}_4\hat{n}_2(1 - \hat{n}_3)(1 - \hat{n}_1) \quad (\text{A3})$$

where we used the fact that the action of the number operators gives 0 or 1, and therefore, they are idempotent. Using these expressions, the Taylor expansion of the evolution operator is exactly re-summed (where the summations are performed separately for the odd and even rank terms) as

$$\begin{aligned} e^{-i(g+\hat{g}^\dagger)\epsilon} &= \sum_{n=0}^{\infty} \frac{(-i\epsilon)^n}{n!} (g + \hat{g}^\dagger)^n \\ &= -1 + \sum_{n=0}^{\infty} (-1)^n \frac{[(\hat{g}\hat{g}^\dagger)^n + (\hat{g}^\dagger\hat{g})^n] \epsilon^{2n}}{(2n)!} \\ &\quad - i \sum_{n=0}^{\infty} (-1)^n \frac{[\hat{g}(\hat{g}^\dagger\hat{g})^n + \hat{g}^\dagger(\hat{g}\hat{g}^\dagger)^n] \epsilon^{2n+1}}{(2n+1)!} \\ &= -1 + \cos(\epsilon\sqrt{\hat{g}\hat{g}^\dagger}) + \cos(\epsilon\sqrt{\hat{g}^\dagger\hat{g}}) \\ &\quad - i\hat{g}^\dagger \frac{1}{\sqrt{\hat{g}\hat{g}^\dagger}} \sin(\epsilon\sqrt{\hat{g}\hat{g}^\dagger}) - i\hat{g} \frac{1}{\sqrt{\hat{g}^\dagger\hat{g}}} \sin(\epsilon\sqrt{\hat{g}^\dagger\hat{g}}). \end{aligned} \quad (\text{A4})$$

Denoting the projection to the set of determinants that are not annihilated by an operator  $\hat{x}$  as  $\hat{P}_x$ , together with the convention in Eq. (A3), this can be further simplified to Eq. (3).

## Appendix B: Basis change: Evolution under quadratic Hamiltonians

In this work, we make use of the following primitive. Given an orbital basis  $\{|\phi\rangle\}$  and many-electron wave function  $|\Psi\rangle = \sum_{I(\phi)} C_{I(\phi)} |I(\phi)\rangle$  and a linear transformation  $\hat{X}|\phi\rangle \rightarrow |\phi'\rangle$ , we wish to re-express  $|\Psi\rangle = \sum_{I(\phi')} C_{I(\phi')} |I(\phi')\rangle$  where  $|I(\phi')\rangle$  is a determinant in the new orbital basis  $\{|\phi'\rangle\}$ . There have been several discussions of how to implement this transformation efficiently [34–36]. In the original work by Malmqvist [34], it was understood that the transformation can be performed by the successive application of one-body operators to the wave functions, in which the operator was computed from the LU decomposition of the orbital transformation matrix  $\mathbf{X}$  ( $X_{ij} = \langle\phi_i|\phi'_j\rangle$ ). Mitrushchenkov and Werner (MW) [36] later reported that the pivoting in the LU decomposition is necessary to make the transformation stable. In their work, a LAPACK [41] function was used to perform the LU decomposition with

pivoting on the rows of the orbital transformation matrix. This leads to reordering of the orbitals in the determinants and additional phase factors in  $C_{I(\phi')}$  that make it complicated to, for example, evaluate the overlap and expectation values. Therefore, we have implemented a column-pivoted formulation of the MW algorithm, which is presented below. We will show the spin-free formulation (i.e. same transformation for  $\alpha$  and  $\beta$  orbitals) for spin-conserving wave functions as an example, but the procedure for the spin-broken case can be derived in the same way.

First, we obtain the column pivoted LU decomposition. This is done using `numpy.linalg.lu` (which pivots rows) for the transpose of the orbital transformation matrix  $\mathbf{X}$ ,

$$\mathbf{X}^T = \bar{\mathbf{P}}\bar{\mathbf{L}}\bar{\mathbf{U}}, \quad (\text{B1})$$

where  $\bar{\mathbf{L}}$  and  $\bar{\mathbf{U}}$  are lower- and upper-triangular matrices, and the diagonal elements of  $\bar{\mathbf{L}}$  are unit. It is then easily seen that, by taking the transpose, one obtains

$$\mathbf{X} = \bar{\mathbf{U}}^T \bar{\mathbf{L}}^T \bar{\mathbf{P}}^T, \quad (\text{B2})$$

where  $\bar{\mathbf{U}}^T$  and  $\bar{\mathbf{L}}^T$  are lower and upper triangular, respectively. If one scales the rows and columns of  $\bar{\mathbf{U}}^T$  and  $\bar{\mathbf{L}}^T$ , respectively, such that the diagonal elements of  $\bar{\mathbf{U}}^T$  become unit, this can be rewritten as

$$\mathbf{X} = \mathbf{L}\mathbf{U}\mathbf{P}, \quad (\text{B3})$$

in which  $\mathbf{L}$  and  $\mathbf{U}$  are lower- and upper-triangular matrices with the diagonal elements of  $\mathbf{L}$  being unit, and  $\mathbf{P} = \bar{\mathbf{P}}^T$ . These are done in the `ludecomp` and `transpose_matrix` subfunctions in the `wavefunction.transform` function.

When pivoting is not considered (i.e.,  $\mathbf{P} = \mathbf{1}$ ), wave functions are transformed as follows (see Ref. [34] for details). Suppose that the spin-free MO coefficients are rotated as

$$\tilde{C}_{ri} = \sum_j C_{rj}(\mathbf{L}\mathbf{U})_{ji} \quad (\text{B4})$$

Using  $\mathbf{L}$  and  $\mathbf{U}$ , we compute the matrix elements

$$\mathbf{F} = \mathbf{U}^{-1} - \mathbf{L} - \mathbf{I} \quad (\text{B5})$$

which is performed in the `process_matrix` function. It has been shown [34] that this operator can be used to transform the many-body wave functions. Let  $\hat{T}$  be the one-particle operator associated with this transformation, i.e.,

$$|\Psi'\rangle = \hat{T}(\mathbf{L}\mathbf{U})|\Psi\rangle. \quad (\text{B6})$$

We perform

$$|\Psi_{k+1}\rangle = \left[ \left( 1 - \frac{1}{2} F_{kk} \right) \hat{F}_k + \frac{1}{2} \hat{F}_k^2 \right] |\Psi_k\rangle \quad (\text{B7})$$

in which  $\hat{F}_k$  is a one-body, spin-summed operator whose matrix elements are the  $k$ th column of  $\mathbf{F}$ , i.e.,

$$\hat{F}_k = \sum_i F_{ik} \sum_{\sigma} \hat{a}_{i\sigma}^{\dagger} \hat{a}_{k\sigma} \quad (\text{B8})$$

This operation is performed recursively for each  $k$  from  $k = 0$  ( $|\Psi_0\rangle = |\Psi\rangle$ ) to  $k = n - 1$  where  $n = \dim(X)$  using a specialized `apply` function for "one-column" one-particle operator. The resulting wave function,  $|\Psi'\rangle = |\Psi_n\rangle$ , then has the same determinant expansion coefficients  $C_{I(\phi')}$  as the coefficients of  $|\Psi\rangle$  ( $C_{I(\phi')}$ ) when expressed in the determinants of the new orbital basis.

In the context of exact evolution with a quadratic Hermitian operator, the orbital transformation is performed to diagonalize the quadratic operator. Assume that the operator is  $\hat{A} = \sum_{ij} A_{ij} \hat{E}_{ij}$  with  $\hat{E}_{ij} = \sum_{\sigma} a_{i\sigma}^{\dagger} a_{j\sigma}$ ; we diagonalize it so that  $\mathbf{X}^{\dagger} \mathbf{A} \mathbf{X} = \mathbf{a}$  where  $\mathbf{a}$  is a diagonal matrix. Note that  $\mathbf{X}$  is unitary. Using the column-pivoted LU decomposition (Eq. B3), the propagation can be performed as

$$\exp(-i\hat{A}t)|\Phi\rangle = \hat{T}((\mathbf{L}\mathbf{U})^{\dagger}) \exp(-i\hat{a}'t) \hat{T}(\mathbf{L}\mathbf{U})|\Phi\rangle \quad (\text{B9})$$

where  $\hat{a}'$  is a diagonal operator,

$$\hat{a}' = \sum_i (\mathbf{P}\mathbf{a}\mathbf{P}^T)_{ii} \sum_{\sigma} \hat{a}_{i\sigma}^{\dagger} \hat{a}_{i\sigma} \quad (\text{B10})$$

To summarize, in this column-pivoted formulation, the pivot matrix  $\mathbf{P}$  is used only to reorder the orbitals in the diagonal operator. This is more trivial and efficient than reordering the orbitals in the wave functions.