

Graph Decoupling Attention Markov Networks for Semi-supervised Graph Node Classification

Jie Chen, Shouzhen Chen, Mingyuan Bai, Jian Pu*, Junping Zhang, *Member, IEEE*, Junbin Gao

Abstract—Graph neural networks (GNN) have been ubiquitous in graph learning tasks such as node classification. Most of GNN methods update the node embedding iteratively by aggregating its neighbors' information. However, they often suffer from negative disturbance, due to edges connecting nodes with different labels. One approach to alleviate this negative disturbance is to use attention, but current attention always considers feature similarity and suffers from the lack of supervision. In this paper, we consider the label dependency of graph nodes and propose a decoupling attention mechanism to learn both hard and soft attention. The hard attention is learned on labels for a refined graph structure with fewer inter-class edges. Its purpose is to reduce the aggregation's negative disturbance. The soft attention is learned on features maximizing the information gain by message passing over better graph structures. Moreover, the learned attention guides the label propagation and the feature propagation. Extensive experiments are performed on five well-known benchmark graph datasets to verify the effectiveness of the proposed method.

Index Terms—Graph convolutional networks, network representation learning, deep learning, semi-supervised learning.

I. INTRODUCTION

Node representation learning on graphs aims to extract high-level features from the node and its neighborhood. It has been proved useful for research areas, such as social influence [1], [2], knowledge graphs [3], [4], chemistry and biology [5], and recommendation systems [6], [7]. Recently, various Graph Neural Networks (GNNs) [8]–[10] emerge to solve the node classification problem and achieve state-of-the-art results. Most of them are formulated under the message passing framework [11]. Each node passes messages to its neighbors in the graph and aggregates messages from the neighbors to achieve information gain and update its embedding.

However, the information gain of message passing is not always beneficial, because edges of real-world graphs often connect nodes with different labels. According to [12], Graph Convolution Networks (GCNs) are regarded as Laplacian smoothers on features. Repeatedly applying the graph

convolution operator may smooth the features of the same-label vertices if they are densely connected under the graph structure. Hence the difficulty of the subsequent classification task is significantly reduced. However, the graph structure can be noisy from many inter-class edges (which connect two nodes with different labels). In this case, the graph convolution operator may introduce negative disturbance which arises from neighbors with different labels [13]. The reason is that it smooths the features with different labels and blurs the classification boundary. Thus, for the node classification task, simply aggregating features often cannot achieve the optimal performance [13]. Furthermore, the labels' information that influences the aggregation quality, should be considered.

One approach to reduce the negative disturbance is to leverage the attention mechanism, in order to learn the aggregation weights of edges. For instance, an integrated multi-head self-attention layer is introduced into graph models in Graph Attention Networks [9]. By learning the edges' weights, the attention can choose the critical message and guide the feature propagation to alleviate the negative disturbance of message passing. However, current attention mechanisms on graphs suffer from the lack of supervision [14]. For example, for citation networks, the weights learned by attention are highly dataset-dependent and degenerated to near-uniform [15]. Besides, the attention learned using those methods is usually proportional to feature similarity and omits label dependency. To solve these issues, in this paper, we argue that the attention learning on graphs should be decoupled into the structure learning on labels and the edges' weights learning on features, where more constraints should be applied to learn meaningful attention patterns.

Based on the previous studies, by conducting validation experiments in Fig. 1, we demonstrate how the structure and weights affect message passing. We first investigate how the prediction performance varies with the ratio of inter-class edges in the graph structure. In Fig. 1(a), we observe that with the increment of the ratio of inter-class edges, the test accuracy decreases almost monotonically. It confirms that nodes will receive negative information from their inter-class neighbors (whose labels are different from these nodes) for classification tasks. Hence, message passing between inter-class nodes should be avoided. Next, we examine how performance varies with different aggregation weights. Using vanilla GCN as a baseline, we compare two opposite attention mechanisms, i.e., positive relativity attention (PR) and negative relativity attention (NR). The PR is proportional to $\cos(\mathbf{x}_i, \mathbf{x}_j)$ and the NR is proportional to $-\cos(\mathbf{x}_i, \mathbf{x}_j)$, where $\mathbf{x}_i, \mathbf{x}_j$ are the features of nodes i and j , respectively. As shown in Fig. 1(b),

Corresponding author: Jian Pu.

J. Chen, S. Chen, and J. Zhang are with Shanghai Key Lab of Intelligent Information Processing and the School of Computer Science, Fudan University, Shanghai 200433, China (email: {chenj19, chensz19, jpzhang}@fudan.edu.cn).

J. Pu is with the Institute of Science and Technology for Brain-Inspired Intelligence, Fudan University, Shanghai, 200433, China (e-mail: jianpu@fudan.edu.cn)

M. Bai and J. Gao are with Discipline of Business Analytics, the University of Sydney Business School, the University of Sydney, Darlingtown, NSW, 2006, Australia (e-mail: {mingyuan.bai, junbin.gao}@sydney.edu.au)

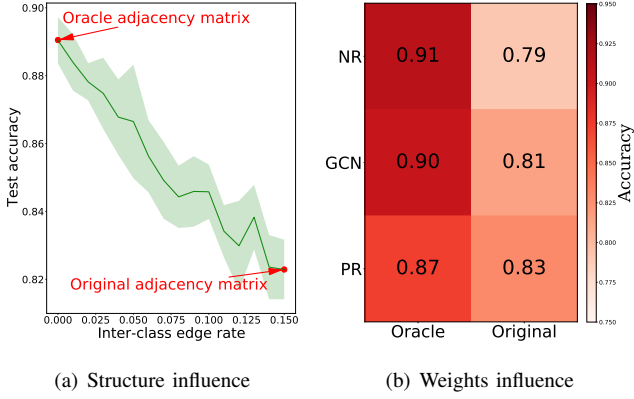


Fig. 1. Prediction performance on the Cora dataset using a vanilla GCN trained using (a) adjacency matrices with different inter-class edge rates, a smaller ratio of inter-class edges has smaller negative disturbance and results in higher accuracy for semi-supervised node classification; (b) different attention weights mechanisms. PR is positive relativity attention and NR is negative relativity attention. NR outperforms PR under the oracle adjacency matrix because it can obtain more information gain by paying more attention to dissimilar intra-class neighbors.

for the results using the oracle adjacency matrix (all inter-class edges are manually removed), NR is evidently better than PR. While using the original adjacency matrix, the trend is reversed, and PR is obviously better than NR. It indicates that NR is more helpful for message passing under the oracle graph because it pays more attention to divergent intra-class neighbors to obtain more information gain. However, when the inter-class connection exists in the original graph, the negative disturbance is more involved for NR and surpasses its benefits due to the natural difference between different classes.

Thereby, a more flexible attention model for graph node classification consists of two parts, i.e., a refined *graph structure* reflecting label similarity (which has fewer inter-class edges) and reasonable edge *weights* (which indicates the aggregation weights for message passing). Furthermore, the learning mechanisms of structure and weights are different. To obtain a refined graph structure, we need to use nodes' label information to reduce the inter-class edges ratio of the graph. With a refined graph at hand, reasonable weights can be effectively learned by features to avoid negative disturbance and enhance the information gain of aggregation.

In this work, we consider the label dependency and propose the Graph Decoupling Attention Markov Networks (GDAMNs) to decouple the attention learning on the graph for structure learning and weights learning. To learn a *better graph structure*, we model the uncertainty of edges with variational inference and use the hard attention mechanism on node labels to encode the graph structure as a latent variable. As in the aforementioned validation experiment, we observe that a better graph structure has fewer inter-class edges. Instead of directly using the pseudo-labels to identify inter-class edges, we treat the distribution of node labels as latent variables and evaluate the pseudo-labels iteratively under the expectation-maximization (EM) framework. Furthermore, we impose a novel graph structure prior based on labels and updated it in each EM iteration to assist hard attention learning. To learn

better weights, we apply the soft attention mechanism on node features over the refined graph structure. We also propose to maximize mutual information constraints as extra supervision on soft attention learning, in order to learn useful weights and enhance information gain. Moreover, the learned attention guides the label propagation in the M-step and the feature propagation in the E-step.

The contributions of this work are summarized as follows:

- 1) We decouple the attention learning procedure on the graph to a hard attention graph structure learning on labels and a soft attention graph weight learning on features. We propose to learn a better attention pattern with the constraints which assist to maximize information gain.
- 2) We define a novel latent graph structure *prior* over label distribution and utility variational inference to obtain a better graph structure with fewer inter-class connections.
- 3) We formulate the proposed method under the EM framework. The better graph structure and attention weights learned in M-step label propagation guide the feature propagation of E-step to learn the node representation and inference the pseudo-labels distribution.
- 4) Extensive experiments are designed and performed to verify the efficiency and superiority of our model and the learned attention.

The remaining part of the paper is organized as follows. Section II briefly reviews the related methods. Section III introduces the notations and related graph networks. In Section IV, we present the proposed GDAMN method in detail. Evaluation results on six benchmark datasets and ablation studies are presented in Section V to verify the effectiveness and robustness of the proposed method. The final section concludes this paper.

II. RELATED WORKS

There is past literature recognizing the negative disturbance in message passing. Li *et al.* [12] proved that the graph convolution operator is actually a special form of Laplacian smoothing. To overcome the negative disturbance, they proposed to combine co-training and self-learning methods to train GCN. Moreover, Hou *et al.* [13] discovered that the neighborhood will provide both positive information and negative disturbance for a given task during propagation. They proposed smoothness metrics to selectively aggregate neighborhood information to amplify useful information and reduce negative disturbance over the original graph. Besides, Xie *et al.* [16] found that neighborhood aggregation may be harmful or unnecessary in some cases. If a node's neighbors have high entropy, the further aggregation will jeopardize model performance, and any more aggregation is unnecessary if a node is nearly identical to its neighbors. However, these methods do not study that the graph structure and weights may have different influences on message passing. Unlike them, we decouple the graph structure and influence of weights on message passing and utilize different learning mechanisms to overcome the negative disturbance and enhance the information gain.

To improve the effectiveness of message passing, there are attempts combining learnable attention functions to assign an importance weight to every neighboring node according to the node feature similarity. Graph Attention Networks (GATs) [9] apply multi-head self-attention mechanisms to learn the weight distribution on edges among nodes and update node features, and achieve remarkable performance. Because of such a successful application of attention mechanisms on GNNs, an in-depth critical study of it becomes a new trend. Li *et al.* [15] showed that attentions learned by GATs are highly dataset-dependent and the distributions across heads and layers are nearly uniform for all citation networks. It is difficult to truly capture the effective weights that are helpful to the tasks. Wang *et al.* [14] indicated that GATs suffer from over-fitting due to the increasing number of parameters and the lack of direct supervision on attention weights. They proposed margin-based constraints to reduce information propagation between nodes belonging to different classes. However, in most current attention-based approaches, the learned aggregation weights are based on node features, and they fail to capture the useful information provided by label dependency. Hence we instead take both feature and label information to learn better attention patterns and propose an extra mutual information constraint to enhance the supervision.

There are other methods that consider label dependency on graphs. Label Propagation Algorithm (LPA) assumes that two nodes linked by an edge are more likely to have the same label, and encourages the prediction distribution to be equal to a weighted sum of its neighbor distributions [17], [18]. Besides, Wang *et al.* [19] analyzed the theoretical relationship between LPA and GCN in terms of feature/label smoothness and influence. Furthermore, Graph Markov Neural Networks (GMNN) [20] uses another GCN to update each node label with the labels of its neighbors non-linearly. The key idea of GMNN is to regard the unlabeled nodes as latent variables and utilize the EM framework to infer better pseudo-labels iteratively. However, all of these methods consider the label dependency under the original graph structure and omit the negative disturbance. Unlike these methods, we propose a novel graph prior based on label information and leverage variational inference to infer a better structure. Moreover, we perform both labels and features propagation under a better structure and weights to improve the embedding learning.

III. BACKGROUND

A. Notations and Problem Setting

Let $\mathcal{G} = (\mathcal{V}, \mathcal{E}, \mathbf{X})$ be a graph with the vertex set $\mathcal{V} = \{v_1, \dots, v_N\}$, $N = |\mathcal{V}|$. Let $v_i, v_j \in \mathcal{V}$ and the edge set is denoted as \mathcal{E} where $e_{ij} = (v_i, v_j) \in \mathcal{E}$. Each vertex v_i corresponds to a d -dimensional feature representation $\mathbf{x}_i \in \mathbb{R}^d$ ($i = 1, \dots, N$), and denote $\mathbf{X} = [\mathbf{x}_1, \dots, \mathbf{x}_N]$. Each \mathbf{y}_i corresponds to a c -dimensional one-hot label representation $\mathbf{y}_i \in \mathbb{R}^c$ for vertex v_i , and denote $\mathbf{Y} = [\mathbf{y}_1, \dots, \mathbf{y}_N]$. Besides, we use $\hat{\mathbf{Y}}$ to denote the distribution of pseudo-labels. The edge set \mathcal{E} can also be represented by an adjacent matrix $\mathbf{A} \in \mathbb{R}^{N \times N}$: $\mathbf{A}_{i,j} = 1$ if $e_{ij} \in \mathcal{E}$, and $\mathbf{A}_{i,j} = 0$ otherwise. Unless particularly specified, the notations used in this paper are illustrated in Table I

TABLE I
COMMONLY USED NOTATIONS.

Notations	Descriptions
$ \cdot $	The length of a set.
\odot	Element-wise product.
\parallel	Concatenation operator.
\mathcal{G}	A graph.
\mathcal{V}	The set of nodes in a graph.
v_i	A node $i \in \mathcal{V}$.
\mathcal{E}	The set of edges in a graph.
$\mathcal{N}(i)$	The neighbors of a node i .
\mathbf{A}	The graph adjacency matrix.
\mathbf{A}^z	The latent refined graph structure from hard attention.
\mathbf{A}^{soft}	The aggregation weights from soft attention.
\mathbf{A}^m	The stable aggregation weights for re-weighting.
$\mathbf{X} \in \mathbb{R}^{N \times d}$	The feature matrix of a graph.
$\mathbf{x}_i \in \mathbb{R}^d$	The feature vector of the node i .
$\mathbf{H} \in \mathbb{R}^{N \times m}$	The node hidden feature matrix.
$\mathbf{h}_i \in \mathbb{R}^m$	The hidden feature vector of node i .
$\mathbf{Y} \in \mathbb{R}^{N \times c}$	The node one-hot label matrix.
$\mathbf{y}_i \in \mathbb{R}^c$	The label vector of node i .
$\hat{\mathbf{Y}} \in \mathbb{R}^{N \times c}$	The node pseudo-label matrix.
$\hat{\mathbf{y}}_i \in \mathbb{R}^c$	The pseudo-label vector of node i .
ℓ	The layer index
\mathbf{W}, ϕ, θ	Learnable model parameters.

Given the labels $\mathbf{Y}_{\mathcal{L}}$ of the nodes $\mathcal{L} \subset \mathcal{V}$, our goal is to predict the labels $\mathbf{Y}_{\mathcal{U}}$ of the unlabeled nodes $\mathcal{U} = \mathcal{V} \setminus \mathcal{L}$ by exploiting the graph structure \mathcal{E} and the features \mathbf{X} corresponding to all the nodes.

B. Message Passing in Graph Convolutional Networks

For each node $v_i \in \mathcal{V}$, we denote $\mathcal{N}(i) = \{j : \mathbf{A}_{i,j} \neq 0\}$ as its neighbor set according to the edge set \mathcal{E} and the adjacency matrix \mathbf{A} . For the ℓ -th layer of a GCN, we use \mathbf{h}_i^ℓ to represent the embedding of node i , and $(\mathbf{W}^\ell, \mathbf{b}^\ell)$ to denote the weights and the bias, and $\sigma(\cdot)$ to be the non-linear activation function. The general GCN message passing rule at ℓ -th layer for node i is usually formulated by two steps:

$$\mathbf{m}_i^\ell = \sum_{j \in \mathcal{N}(i) \cup i} \alpha_{ij} \mathbf{h}_j^{\ell-1}, \quad (\text{Neighborhood aggregate}) \quad (1)$$

$$\mathbf{h}_i^\ell = \sigma(\mathbf{W}^\ell \mathbf{m}_i^\ell + \mathbf{b}^\ell), \quad (\text{Feature transform}) \quad (2)$$

The aggregation weight α_{ij} in (1) can be computed by using the graph Laplacian [8], [21] or feature-based attention learned in the training process [9], [22] as follows:

$$\alpha_{ij} = \frac{1}{\sqrt{(|\mathcal{N}(i)| + 1) \cdot (|\mathcal{N}(j)| + 1)}}, \quad (\text{Laplacian based})$$

$$\alpha_{ij} = \frac{\exp(\phi_\omega(\mathbf{h}_i, \mathbf{h}_j))}{\sum_{k \in \mathcal{N}(i)} \exp(\phi_\omega(\mathbf{h}_i, \mathbf{h}_k))}, \quad (\text{Attention based})$$

where the function ϕ_ω in attention based GNNs can be a non-linear transformation to compute the similarity of two node features, i.e., $\phi_\omega = \text{LeakyReLU}(\mathbf{a}^T [\mathbf{W}\mathbf{h}_i \parallel \mathbf{W}\mathbf{h}_j])$, LeakyReLU [23] is an activation function, \parallel is concatenation, and \mathbf{a} is a parameterized vector as in GAT [9].

After repeating the message passing procedure for multiple layers, the useful information can be propagated to each node of the entire graph. For a GCN with L layers, the prediction of the unlabeled nodes $i \in \mathcal{U}$ is made using a *softmax* classifier to the last layer \mathbf{h}_i^L :

$$p(\mathbf{y}_i | \mathbf{X}) = \text{GCN}(\mathbf{A}, \mathbf{X}) = \text{Cat}(\text{softmax}(\mathbf{h}_i^L)), \quad (3)$$

where $\text{Cat}(\cdot)$ operator denotes the Categorical distribution for labels.

C. Graph Markov Neural Networks (GMNN)

GMNN [20] utilizes two GCNs and the pseudo-likelihood variational EM framework to learn label dependency for the semi-supervised node classification task. Because the labels of some nodes are unknown, it is difficult to directly maximize the all nodes likelihood $\log p_\phi(\mathbf{Y}|\mathbf{X})$, i.e., $\log p_\phi(\mathbf{Y}_\mathcal{L}, \mathbf{Y}_\mathcal{U}|\mathbf{X})$ which is parameterized by GNN. As a remedy, we shall compute $\log p_\phi(\mathbf{Y}_\mathcal{L}|\mathbf{X})$ which is marginal over the unknown and the evidence lower bound (ELBO) of the log-likelihood function is considered:

$$\log p_\phi(\mathbf{Y}_\mathcal{L}|\mathbf{X}) \geq \mathbb{E}_{q_\theta(\mathbf{Y}_\mathcal{U}|\mathbf{X})}[\log p_\phi(\mathbf{Y}_\mathcal{L}, \mathbf{Y}_\mathcal{U}|\mathbf{X}) - \log q_\theta(\mathbf{Y}_\mathcal{U}|\mathbf{X})], \quad (4)$$

where $q_\theta(\mathbf{Y}_\mathcal{U}|\mathbf{X})$ is a variational approximation of the posterior $p_\phi(\mathbf{Y}_\mathcal{U}|\mathbf{Y}_\mathcal{L}, \mathbf{X})$. The lower bound is alternatively optimized between an M-step and an E-step.

In the M-step, with a fixed variational distribution q_θ , the task is to update a GCN parameterized by ϕ by maximizing:

$$\mathbb{E}_{q_\theta(\mathbf{Y}_\mathcal{U}|\mathbf{X})}[\log p_\phi(\mathbf{Y}_\mathcal{L}, \mathbf{Y}_\mathcal{U}|\mathbf{X})]. \quad (5)$$

Due to the complex data relations, it is hard to define a full joint distribution. Instead Markov property is introduced according to the graph local structure. Hence, the likelihood function can be approximated by the following pseudo-likelihood:

$$\mathbb{E}_{q_\theta(\mathbf{Y}_\mathcal{U}|\mathbf{X})} \left[\sum_{i \in \mathcal{V}} \log p_\phi(\mathbf{y}_i | \mathbf{Y}_{\mathcal{N}(i)}, \mathbf{X}) \right] \quad (6)$$

where $\mathcal{N}(i)$ denotes the neighbors of node v_i and $\mathbf{Y}_{\mathcal{N}(i)}$ represents labels of node v_i 's neighbors.

To evaluate the above expectation, we consider the pseudo-label $\hat{\mathbf{Y}}$ and take samples for $\hat{\mathbf{Y}}_\mathcal{U}$ according to the current q_θ , and other $\hat{\mathbf{Y}}_\mathcal{L}$ remain as the ground truth labels $\mathbf{Y}_\mathcal{L}$ in the training data. Thus, the network p_ϕ is optimized by maximizing

$$\sum_{i \in \mathcal{V}} \log p_\phi(\hat{\mathbf{y}}_i | \hat{\mathbf{Y}}_{\mathcal{N}(i)}, \mathbf{X}). \quad (7)$$

In the E-step, a GCN is employed to parameterize variational q_θ for feature propagation according to the predefined structure. The goal is to update the q_θ to approximate the posterior distribution $p_\phi(\mathbf{Y}_\mathcal{U}|\mathbf{Y}_\mathcal{L}, \mathbf{X})$. Due to the complicated

relational structures between node labels, exact inference is intractable. Therefore, we approximate it with another variational distribution $q_\theta(\mathbf{Y}_\mathcal{U}|\mathbf{X})$. Specifically, based on the mean-field formulation [20], [24] in GMNN, the optimal $q_\theta(\mathbf{y}_i|\mathbf{X})$ satisfies:

$$q_\theta(\mathbf{y}_i|\mathbf{X}) \approx p_\phi(\mathbf{y}_i | \hat{\mathbf{Y}}_{\mathcal{N}(i)}, \mathbf{X}). \quad (8)$$

In this paper, we use the EM framework proposed by GMNN to solve the problem of insufficient labels. In subsequence, we can leverage the labels' information to learning the structure in the M-step.

D. Gumbel-Softmax Distribution

It is desired to have the sampling operator differentiable and make the training process of stochastic neural networks end-to-end. To achieve these goals, the reparameterization trick [25] is a ubiquitous technique with continuous variables. However, when the prior distribution is a discrete random distribution, there is no well-defined gradient. The Gumbel-Softmax distribution [26], [27] is such a method to approximate the Categorical distributions by a continuous distribution. Then the gradients can be calculated via the reparameterization trick easily. The Gumbel-Softmax distribution is defined as

$$\text{Gumbel}(\alpha_{1:K}) = \left(\frac{\exp((\log \alpha_k + G_k)/\tau)}{\sum_{k=1}^K \exp((\log \alpha_k + G_k)/\tau)} \right)_{1:K}$$

where the subscript $1 : K$ is the index of the random variable vector, α_k is the k -th element in this vector and proportional to the Categorical distribution. G_k is a noise sampled from the Gumbel distribution. τ is the temperature parameter which controls Gumbel-Softmax's 'sharpness'. A higher τ will produce a more uniform one.

IV. THE PROPOSED METHOD

In this section, we present the proposed Graph Decoupling Attention Markov Networks (GDAMNs) for semi-supervised graph node classification in detail. Our goal is to decouple the attention learning procedure of message passing into two parts: the hard attention on labels for structure learning and the soft attention on features for weight learning. To overcome the limitation of the insufficient labels, we first treat the unseen label as a latent variable and use the EM framework to approximate the labels' distribution iteratively. Moreover, we propose a novel graph prior to model the uncertainty of edges and apply variational inference to infer better graph structures in the M-step.

As shown in Fig. 2, two GNNs with different structures are parameterized by ϕ and θ , and denoted by GNN_ϕ^P and GNN_θ^Q . In the E-step (feature propagation), GNN_θ^Q performs feature propagation to predict pseudo-labels. In the M-step (label propagation), the latent graph structure and weights are learned, and the label propagator p_ϕ is performed on labels. Note that we perform both feature propagation and label propagation under the learned attention weights. This helps to reduce the negative disturbance and enhance information gain during the message passing. Below we first present the variational inference and our structure prior for structure

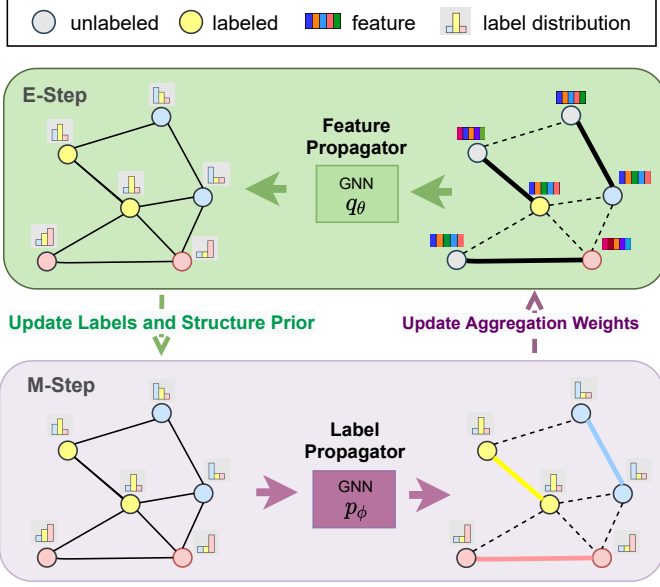


Fig. 2. Overview of the proposed framework: GDAMNs are trained by alternating between the EM steps. In the E-step, the feature propagator q_θ predicts labels by performing feature propagation using the learned weights by M-step. Then the q_θ passes new labels and the structure prior to the M-step. In the M-step, the label propagation is performed, and the aggregation weights are updated by a decoupling attention on both labels and features. In subsequent, p_ϕ passes the new aggregation weights learned by the attention to the E-step.

learning in the M-step. Then we describe our decoupling attention design and the mutual information constraint that helps attention learning. Lastly, we show how to re-weight the E-step graph by the aggregation weights learned from the M-step.

A. M-Step: Graph Inference and Label Propagation

In the M-step, the objective is to update the label propagation parameters p_ϕ by approximating E-step's pseudo-labels. On one hand, similar to GMNN [20], we also use the pseudo-likelihood of Markov networks to approximate the likelihood, as in Equation (7). On the other hand, unlike GMNN [20], we have another goal which is to obtain a new graph according to pseudo-labels' distribution.

As aforementioned in Fig. 1(a), the graph structure and similarities of neighbor labels are highly correlated to the information gain during message passing. Hence, instead of performing the message passing on labels with the original graph structure as GMNN [20] does, we introduce a latent variable for a refined graph structure. In [25], the notation of the latent variable is z , whereas in this paper we use \mathbf{A}^z as the latent variable to denote the refined graph structure. Also, we leverage the variational inference to infer \mathbf{A}^z according to the label distribution from the E-step.

In order to inference the new structure \mathbf{A}^z based on label information, we consider the ELBO of the log-likelihood function by using the similar derivation developed in conditional variational autoencoder [28] and modify Equation (7) as

follows:

$$\begin{aligned} & \log p_\phi(\hat{\mathbf{y}}_i | \hat{\mathbf{Y}}_{\mathcal{N}(i)}, \mathbf{X}) \\ & \geq \mathbb{E}_{\mathbf{A}^z \sim g_\phi(\mathbf{A}^z | \hat{\mathbf{y}}_i, \hat{\mathbf{Y}}_{\mathcal{N}(i)}, \mathbf{X})} [\log p_\phi(\hat{\mathbf{y}}_i | \mathbf{A}^z, \hat{\mathbf{Y}}_{\mathcal{N}(i)}, \mathbf{X})] \\ & - \text{KL}(g_\phi(\mathbf{A}^z | \hat{\mathbf{y}}_i, \hat{\mathbf{Y}}_{\mathcal{N}(i)}, \mathbf{X}), p_\phi(\mathbf{A}^z | \hat{\mathbf{Y}}_{\mathcal{N}(i)}, \mathbf{X})). \end{aligned} \quad (9)$$

According to the Markov independence property that each node is conditionally independent given its neighbors, we can summarize the ELBO in Equation (9) as below:

$$\begin{aligned} O_{\phi, \text{ELBO}} = & \mathbb{E}_{\mathbf{A}^z \sim g_\phi(\mathbf{A}^z | \hat{\mathbf{Y}}, \mathbf{X})} [\log p_\phi(\hat{\mathbf{Y}} | \mathbf{A}^z, \hat{\mathbf{Y}}, \mathbf{X})] \\ & - \text{KL}(g_\phi(\mathbf{A}^z | \hat{\mathbf{Y}}, \mathbf{X}), p_\phi(\mathbf{A}^z | \hat{\mathbf{Y}}, \mathbf{X})). \end{aligned} \quad (10)$$

Note that the above ELBO consists of the expected reconstruction error and the KL divergence.

1) *Reconstruction and Reparameterization*: For the expected reconstruction error in Equation (10), the encoder g_ϕ use the labels' information to approximate the latent graph structure distribution $p_\phi(\mathbf{A}^z | \hat{\mathbf{Y}}, \mathbf{X})$ with variational parameters predicted by a neural network. The decoder models the likelihood $p_\phi(\hat{\mathbf{Y}} | \mathbf{A}^z, \hat{\mathbf{Y}}, \mathbf{X})$ to reconstruct labels with a GNN given the latent graph structure \mathbf{A}^z and the node pseudo-labels distribution over $\hat{\mathbf{Y}}$,

$$p_\phi(\hat{\mathbf{Y}} | \mathbf{A}^z, \hat{\mathbf{Y}}, \mathbf{X}) = \text{Cat} \left[\text{GNN}_\phi^{\text{P}}(\mathbf{A}^z, \hat{\mathbf{Y}}, \mathbf{X}) \right]. \quad (11)$$

To evaluate the expectation and make the sampling operator differentiable, we utilize the discrete reparameterization trick, i.e., Gumbel-Softmax [26], [27], to sample the discrete latent graph structure:

$$\mathbf{A}^z \sim \text{Gumbel}(g_\phi(\mathbf{A}^z | \hat{\mathbf{Y}}, \mathbf{X})). \quad (12)$$

The detailed implementation of the latent graph structure encoder and label decoder will be discussed in Section IV-B.

2) *KL Divergence and the Prior over Graph*: A prior distribution captures our prior belief as to which parameters would have likely generated. Generally, from the earliest probabilistic generative model of graphs developed by Erdős & Rényi [29] that assumed an independent identically probability for each possible edge, we can define the random graph priors on the edges by the independent Bernoulli distribution:

$$p_\phi(\mathbf{A}^z) = \prod_{i,j} P(\mathbf{A}_{ij}^z) = \text{Bernoulli}(\rho), \quad (13)$$

where ρ is the parameter of the Bernoulli matrix distribution, and $P(\mathbf{A}_{ij}^z)$ denotes a Bernoulli variable representing whether the edge between nodes v_i and v_j exists or not. However, as noted in the previous section, we need to preserve the intra-class edges and eliminate the inter-class edges to obtain a better graph structure for message passing. Thus, instead of making the priors of the edges on graph independent, we can consider the label dependency to make it more flexible and reasonable for message passing. Thanks to the label distribution given by every E-step, we can impose our human knowledge to define the conditional prior over graphs based on the similarity between label distributions.

$$p_\phi(\mathbf{A}^z | \hat{\mathbf{Y}}, \mathbf{X}) = \text{Bernoulli}(\mathbf{A} \odot \cos(\hat{\mathbf{Y}}, \hat{\mathbf{Y}}^T)) \quad (14)$$

where \odot denotes the element-wise product. We set the prior probability of the edges over the original graph positively

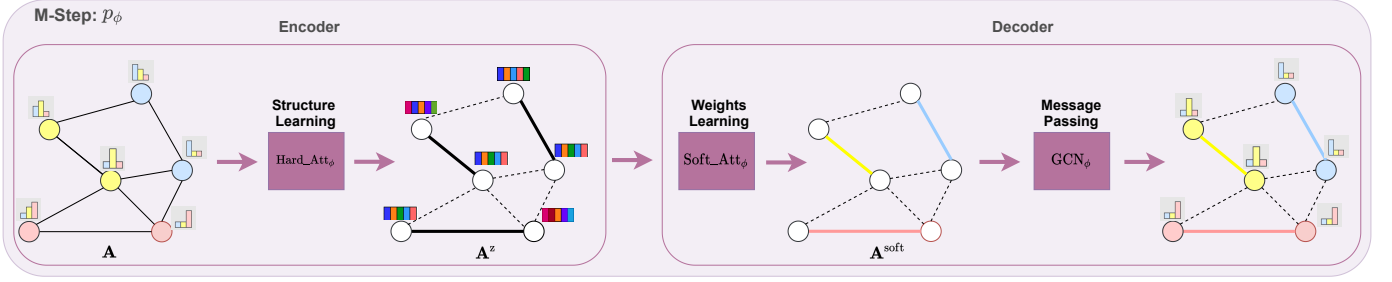


Fig. 3. Illustration of the two-phase M-step architecture: The first phase is the hard attention encoder. The hard attention encodes the refined graph structure based on pair-wise labels similarity and is constrained by the KL divergence to the graph prior. The second phase is the soft attention and GCN decoder. The soft attention learns the edges' aggregation weights based on features under the refined graph structure and is regularized by the mutual information. Finally, a simple GCN performs message passing on labels according to the aggregation weights.

related to the label similarity between two connected nodes. It encourages the elimination of the harmful edges of the original structure \mathbf{A} . We use the cosine similarity to measure the label similarity and update the latent graph structure prior in each EM iteration. Compared with directly using the unreliable pseudo-label to remove inter-class edges, the KL divergence between posterior $g_\phi(\mathbf{A}^z | \hat{\mathbf{Y}}, \mathbf{X})$ and our novel prior $p_\phi(\mathbf{A}^z | \hat{\mathbf{Y}}, \mathbf{X})$ in Equation (10) can provide soft supervision and improve the prediction performance.

In the following content, we detail the components of the encoder and decoder in Equation (10) at the M-step by decoupling the model's attention architecture.

B. Decoupling Attention Architecture

To maximize the information gain during the message passing process, we should not only consider the label information for structure learning, but also use the feature information for weight learning. Except for the hard attention encoder to encode latent graph structure, we propose a soft attention weight learner with a simple GCN decoder to perform label propagation. As Fig. 3 shows, the GNN_ϕ^P in M-step consists of three parts: pair-wise hard attention, soft local attention, and a GCN.

$$\text{GNN}_\phi^P = \text{GCN}_\phi(\text{Soft_Att}_\phi(\text{Hard_Att}_\phi)). \quad (15)$$

The pair-wise hard attention graph structure encoder parameterized by g_ϕ in Equation (10) is to infer a refined graph structure by encoding the similarity of label distribution between nodes. The decoder consists of a soft local attention and a simple GCN. The soft local attention assigns the weights to the refined graph structure sampled from the hard attention according to the dissimilarity of node features. The simple GCN is used as a label propagator to perform label propagation according to the aggregation weights learned by soft attention.

$$\begin{aligned} g_\phi(\mathbf{A}^z | \hat{\mathbf{Y}}, \mathbf{X}) &= \text{Hard_Att}_\phi(\mathbf{A}, \hat{\mathbf{Y}}), & (\text{Encoder}) \\ \mathbf{A}^z &\sim \text{Gumbel}(\text{Hard_Att}_\phi(\mathbf{A}, \hat{\mathbf{Y}})), & (\text{Encoder}) \\ \mathbf{A}^{\text{soft}} &= \text{Soft_Att}_\phi(\mathbf{A}^z, \mathbf{X}), & (\text{Decoder}) \\ p_\phi(\mathbf{Y} | \mathbf{A}^z, \hat{\mathbf{Y}}, \mathbf{X}) &= \text{GCN}_\phi(\mathbf{A}^{\text{soft}}, [\hat{\mathbf{Y}} \| \mathbf{X}]) & (\text{Decoder}) \end{aligned} \quad (16)$$

where \mathbf{A}^z and \mathbf{A}^{soft} denote the refined graph structure with binary and soft aggregation weights, respectively. We implement the encoder g_ϕ in Equation (10) with the Hard_Att_ϕ to encode the edges' exist probability, and then use the Gumbel-Softmax to sample a discrete refined structure \mathbf{A}^z . Once we get the \mathbf{A}^z , we can pass it into the decoder to reconstruct labels. In the decoder, we first apply the Soft_Att_ϕ to learn the aggregation weights \mathbf{A}^{soft} . Then a simple GCN_ϕ can leverage the weights to perform message passing and reconstruct the labels. In the following content, we describe the details of Hard_Att_ϕ and Soft_Att_ϕ . Besides, in order to enhance supervision and the information gain during message passing, we impose a mutual information constraint.

1) *Hard Attention with Label Similarity*: In order to learn a refined graph structure and reduce the negative disturbance, we can use the label information to remove inter-class edges. A natural way is to leverage the ground-truth labels for labeled nodes and pseudo-labels for unlabeled nodes to identify inter-class edges. However, due to limited number of labeled nodes in the semi-supervised setting for real-world datasets, directly using the pseudo-labels may lead to suboptimal results because of the noisy supervision signals. Aiming to model the uncertainty of edges, we apply variational inference and use the hard attention mechanism on the node label distribution to obtain a better discrete graph structure. To further model the similarity of labels, we use the bilinear model [30] to compute the variational probability of edges between node v_i and v_j :

$$\text{Hard_Att}_\phi(\mathbf{A}, \hat{\mathbf{Y}}) = \mathbf{A} \odot \text{sigmoid}(\hat{\mathbf{Y}}^T \mathbf{Q} \hat{\mathbf{Y}}), \quad (17)$$

where \odot denotes the element-wise product, $\mathbf{Q} \in \mathbb{R}^{C \times C}$ is a metric matrix to measure the label similarity of $\hat{\mathbf{y}}_i$ and $\hat{\mathbf{y}}_j$, and C denotes the number of classes. The hard attention $\text{Hard_Att}_\phi(\mathbf{A}, \hat{\mathbf{Y}})$ is the implement of the encoder $g_\phi(\mathbf{A}^z | \hat{\mathbf{Y}}, \mathbf{X})$ in Equation (10) to infer a refined graph structure based on labels' dependency. Moreover, the hard attention learning is also constrained by the KL divergence of the novel prior graph structure defined in Equation (14), which can alleviate the lack of supervision problem of attention and help the hard attention learn a meaningful pattern.

2) *Soft Attention with Feature Dissimilarity*: With hard attention $\text{Hard_Att}_\phi(\mathbf{A}, \hat{\mathbf{Y}})$ and the refined binary graph structure \mathbf{A}^z at hand, we design the soft attention according to

the node features. As noted in the previous section, our soft attention for message passing is encouraged to focus more on dissimilar neighbors to increase information gain, and the Soft_Att_ϕ can be implemented as the following:

$$\begin{aligned} \mathbf{h}_i &= \mathbf{s} \odot \text{ReLU}(\mathbf{W}^{\text{proj}} \cdot \mathbf{x}_i), \\ \delta_{ij} &= -\cos(\mathbf{h}_i, \mathbf{h}_j), \\ \alpha_{ij}^{\text{soft}} &= \mathbf{A}_{ij}^{\text{soft}} = \frac{\mathbf{A}_{ij}^z \exp(\delta_{ij})}{\sum_{j=1}^N \mathbf{A}_{ij}^z \exp(\delta_{ij})} \end{aligned} \quad (18)$$

where the aggregation weight $\alpha_{ij}^{\text{soft}} \in \mathbf{A}_{ij}^{\text{soft}}$ is used to guide the message passing in the GCN_ϕ , $\mathbf{W}^{\text{proj}} \in \mathbb{R}^{d \times m}$ is a projection head to reduce the dimension of node feature embedding \mathbf{x}_i and $\mathbf{s} \in \mathbb{R}^m$ is a re-scaling parameter for tuning the importance factor of each dimension. We use the negative cosine similarity between the node's hidden state to obtain the dissimilarity score of nodes, and use softmax on the neighbors of each node to normalize the score, in order to obtain the attention weights on edges. After we obtain \mathbf{A}^{soft} , $\alpha_{ij}^{\text{soft}}$ can be used to replace the aggregation weights α_{ij} in the message passing Equation (1) for the simple GCN_ϕ in the M-step. Nevertheless, other formulas to compute attention based on dissimilarity can also be used in the proposed model to implement edge weights.

3) *Neighbor Mutual Information Maximization*: Besides learning a refined graph to reduce intra-class edges and improve the positive information gain during message passing, we notice that the attention weights degenerate to the average for citation networks due to the lack of supervision problem [14], [15]. As mentioned in the Fig. 1, the desired aggregation weights are supposed to focus more on the dissimilar intra-class neighbors. Thus, they are able to enhance nodes' information gain during message passing. To tackle this problem, apart from the KL supervision signal for structure learning in the M-step, we impose mutual information regularization to prevent the aggregation weights from being uniform. Because the mutual information of node features is intractable, we employ the labels inferred by p_ϕ as an alternative. Denoting the neighbor label distribution by \mathbf{Z} , we have:

$$\begin{aligned} P(\hat{\mathbf{Y}}) &= \text{GNN}_\phi^Q, \quad P(\hat{\mathbf{Y}}|\mathbf{Z}) = \text{GNN}_\phi^P, \\ I(\hat{\mathbf{Y}}, \mathbf{Z}) &= H(\hat{\mathbf{Y}}) - H(\hat{\mathbf{Y}}|\mathbf{Z}), \\ O_{\phi, \text{ENT}} &= H(\hat{\mathbf{Y}}|\mathbf{Z}) = \mathbb{E}_z [H(\text{GNN}_\phi^P)]. \end{aligned} \quad (19)$$

Here, we use superscript P and Q to indicate the M-step and E-step network, respectively. In the M-step, $P(\hat{\mathbf{Y}})$ and $P(\mathbf{Z})$ are fixed, because they are approximated by the fixed network GNN_ϕ^Q in the E-step. The mutual information $I(\hat{\mathbf{Y}}, \mathbf{Z})$ computes the reduction in labels entropy after the message passing in the M-step. When we are optimizing the network GNN_ϕ^P in the M-step using backpropagation, there is no gradient flow pass by $H(\hat{\mathbf{Y}})$ given GNN_ϕ^Q . Therefore, maximizing the mutual information $I(\hat{\mathbf{Y}}, \mathbf{Z})$ in the M-step is equivalent to minimizing the entropy of GNN_ϕ^P . This entropy term can also be regarded as assisting to learn meaningful aggregation weights that may improve the prediction confidence by integrating beneficial information from neighbors. The final objective for

M-step is:

$$O_\phi = O_{\phi, \text{ELBO}} - \beta O_{\phi, \text{ENT}} \quad (20)$$

where the scalar $\beta \in \mathbb{R}$ is a regularization hyperparameter to weight the mutual information constraint.

C. E-step: Stable Graph Re-Weighting and Feature Propagation

To calculate the joint distribution expectation in the E-step, as shown in Equation (8), the task of the E-step is to approximate the posterior distribution of unlabeled nodes $p_\phi(\mathbf{Y}_\mathcal{U}|\mathbf{Y}_\mathcal{L}, \mathbf{X})$ by updating the parameters of variational $q_\theta(\mathbf{Y}_\mathcal{U}|\mathbf{X})$. Unlike GMNN [20] that p_ϕ propagates labels under the original structure, we consider the label dependency under a refined graph structure to reduce the negative disturbance. Thus, our posterior prediction of latent labels is the marginal distribution over the latent graph \mathbf{A}^z , and it can be computed by:

$$\begin{aligned} p(\mathbf{Y}_\mathcal{U}|\mathbf{Y}_\mathcal{L}, \mathbf{X}) &= p_\phi(\mathbf{Y}_\mathcal{U}|\hat{\mathbf{Y}}, \mathbf{X}) \\ &= \sum_{\mathbf{A}^z} p_\phi(\mathbf{Y}_\mathcal{U}|\mathbf{A}^z, \hat{\mathbf{Y}}, \mathbf{X}) p_\phi(\mathbf{A}^z|\hat{\mathbf{Y}}, \mathbf{X}) \\ &\approx \frac{1}{S} \sum_{s=1}^S p_\phi(\mathbf{Y}_\mathcal{U}|\mathbf{A}^{z(S)}, \hat{\mathbf{Y}}, \mathbf{X}) \end{aligned} \quad (21)$$

where $\mathbf{A}^{z(S)}$ is a sample from the posterior graph distribution of the hard attention encoder $g_\phi(\mathbf{A}^z|\hat{\mathbf{Y}}, \mathbf{X})$ in the M-step. S is the total number of sampling and is good enough to set as 5 in practice.

For the variational $q_\theta(\mathbf{Y}_\mathcal{U}|\mathbf{X})$, unlike GMNN [20] that propagates features on the original graph, we also perform feature propagation in the E-step according to more reasonable weights learned from the M-step. However, sampling a discrete variable from Gumbel-Softmax may cause a large variance [26]. If we directly sample the graph structure from hard attention in the M-step and pass it to the E-step, the training process may be unstable and suboptimal. Aiming to alleviate the variance, one approach is to sample S times and average the $\mathbf{A}^{z(S)}$. From the averaged $\mathbf{A}^{z(S)}$'s, we can get weights for E-step feature propagation. However, it may be expensive when the S is large. To solve these issues, we use a simple yet effective fusion of hard and soft attention to obtain stable weights \mathbf{A}^m for message passing in the E-step:

$$\mathbf{A}^m = \text{Hard_Att}_\phi(\mathbf{A}, \hat{\mathbf{Y}}) \odot \text{Soft_Att}_\phi(\mathbf{A}, \mathbf{X}). \quad (22)$$

The stable weights \mathbf{A}^m are more reliable for message passing. Note that the soft attention learns weights by node features over the graph, and the hard attention probability can be regarded as a re-scaling factor indicating the label similarity. Hence the fused weight is more stable and representative in terms of both features and labels. In consequence, unlike Equation (8) in GMNN, the optimal state of our feature propagator $q_\theta(\mathbf{y}_i|\mathbf{X}, \mathbf{A}^m)$ needs to satisfy:

$$q_\theta(\mathbf{y}_i|\mathbf{X}, \mathbf{A}^m) \approx p_\phi(\mathbf{y}_i|\hat{\mathbf{Y}}, \mathbf{X}), \quad i \in \mathcal{U}. \quad (23)$$

For the unlabeled data \mathcal{U} , we train q_θ by minimizing the reverse KL divergence between our feature propagator

Algorithm 1 Optimization of the proposed GDAMN method.

- 1: **Input:** Graph adjacency matrix \mathbf{A} , node feature \mathbf{X} , labeled nodes $\mathbf{Y}_{\mathcal{L}}$, and unlabeled nodes $\mathbf{Y}_{\mathcal{U}}$.
 - 2: **Output:** Labels $\mathbf{Y}_{\mathcal{U}}$ for the unlabeled sets \mathcal{U} .
 - 3: Pre-train feature propagator q_{θ} with ENT regularizer.
 - 4: **while** not converge **do**
 - 5: □ **M-Step: Attention Learning and Label Propagation**
 - 6: Annotate the unlabeled objects $\hat{\mathbf{Y}}_{\mathcal{U}}$ by q_{θ} .
 - 7: Sample discrete graph structure \mathbf{A}^z and evaluate the soft aggregation weighted \mathbf{A}^{soft} according to Eq. (16).
 - 8: Update the parameters ϕ by optimizing Eq. (20).
 - 9: □ **E-Step: Graph Re-weighting and Feature Propagation**
 - 10: Annotate the unlabeled objects $\hat{\mathbf{Y}}_{\mathcal{U}}$ with the marginal distribution over the latent graph \mathbf{A}^z by p_{ϕ} in Eq. (21).
 - 11: Reweight the weighted graph \mathbf{A}^m to q_{θ} by stable graph inference. Eq. (22).
 - 12: Update the parameters θ by optimizing Eq. (24).
 - 13: **end while**
 - 14: Predict the unlabeled objects $\hat{\mathbf{Y}}_{\mathcal{U}}$ by q_{θ} .
-

$q_{\theta}(\mathbf{y}_i|\mathbf{X}, \mathbf{A}^m)$ and the fixed target posterior $p(\mathbf{y}_i|\hat{\mathbf{Y}}, \mathbf{X})$ in Equation (21). For the labeled data, we compute the log likelihood directly. Combining these two parts of unlabeled and labeled samples, we intend to maximize the following objective function O_{θ}

$$O_{\theta} = \sum_{i \in \mathcal{L}} \log q_{\theta}(\mathbf{y}_i|\mathbf{X}, \mathbf{A}^m) + \lambda \sum_{i \in \mathcal{U}} \mathbb{E}_{p_{\phi}(\mathbf{y}_i|\hat{\mathbf{Y}}, \mathbf{X})} [\log q_{\theta}(\mathbf{y}_i|\mathbf{X}, \mathbf{A}^m)], \quad (24)$$

where $\lambda \in \mathbb{R}$ is a hyperparameter to balance the losses of labeled and unlabeled samples.

D. Optimization & Algorithm

The detailed algorithm is summarized in Alg. 1. We first train a feature propagator q_{θ} using labeled data with the entropy regularizer to encourage the initial pseudo label distribution with the sharper distribution, i.e. the distribution with the large kurtosis. Then we alternatively optimize p_{ϕ} and q_{θ} using the EM procedure until convergence. In the M-step, we first update the pseudo-labels by q_{θ} , and then run the decoupling attention to obtain the better structure \mathbf{A}^z and weights \mathbf{A}^{soft} for the message passing. In the E-step, we first update the pseudo-labels by p_{ϕ} , and then use the stable reweighting graph \mathbf{A}^m for the q_{θ} to perform message passing on features. The final result is reported using q_{θ} .

V. EXPERIMENTS

In this section, extensive experiments are performed to verify the effectiveness and superiority of our method. To begin with, we report the experimental results on six ubiquitous benchmark graph datasets for node classification. Afterwards, visualized results and ablation studies are discussed to show the effectiveness of learned attention.

A. Datasets

We first introduce the graph datasets used for node classification. Similar to previous studies [8], [9], [31], [32], we use six benchmark datasets from [32]–[34] for performance evaluation: three basic citation datasets: Cora, Citeseer, Pubmed,

two coauthor datasets: Coauthor-CS and Coauthor-Phy, and one OGB dataset: Arxiv. The detailed statistics of these six datasets are presented in Table II.

For the basic citation datasets(Cora, Citeseer, Pubmed), nodes correspond to documents; edges correspond to citation links; the sparse bag-of-words are the feature representation of each node. The label of each node represents the document type.

For the coauthor datasets(Coauthor-CS, Coauthor-Phy), each node represents one author. If authors have coauthored a paper, their corresponding nodes are connected. The paper’s keywords are considered as the feature representation of each node. The label of each node indicates the most active field of the author.

The Arxiv dataset is from the OGB(Open Graph Benchmark) [34], where nodes represent computer science papers on arXiv. Papers are classified into 40 classes based on the arXiv subject area. Unlike the basic citation datasets that use bag-of-words as nodes’ feature, the node features in Arxiv are computed as the average word embedding of all words in the paper.

We use the same data partition and preprocessing as in [16], [31], [34] for citation datasets and [32] for coauthor datasets. The evaluation metric is the prediction accuracy of the test nodes.

B. Baselines

We compare our method with three non-GNN models and nine GNN based methods. The baseline models are logistic regression (LogReg), multilayer perceptron (MLP), and label propagation (LPA) [17]. The first two methods are attribute-based models that only use the feature representation of each node for prediction. LPA is a graph-based method that only uses the graph structure for prediction. The other nine GNNs are:

- **Graph Convolutional Network (GCN)** [8]: GCN is the pioneer to perform linear approximation to spectral graph convolutions.
- **Simple Graph Convolutional Networks (SGC)** [35]: SGC reduces GCNs’ complexity by removing nonlinearities and collapsing weight matrices between consecutive layers.
- **Approximation Personalized Propagation of Neural Predictions (APPNP)** [36]: APPNP combines GNN with personalized PageRank to separate the neural network from the propagation scheme.
- **GraphSAGE** [21]: GraphSAGE learns a function that generates embeddings by sampling and aggregating features from a node’s local neighborhood.
- **Graph Attention Network (GAT)** [9]: GAT is a graph neural network that applies the attention mechanism on node feature to learn edge weights.
- **Context-Surrounding Graph Neural Network (CS-GNN)** [13]: CS-GNN uses the smoothness metrics to help the attention mechanism selectively aggregate neighborhood information and reduce negative disturbance.
- **Adaptive-layer Graph Convolutional Network (ALaGCN) and Adaptive-layer Graph Attention**

TABLE II
STATISTICS OF THE GRAPH DATASETS USED IN THE EXPERIMENTS.

	Cora	Citeseer	Pubmed	Coauthor-CS	Coauthor-Phy	OGB-ArXiv
# Nodes	2,708	3,327	19,717	18,333	34,493	169,343
# Edges	5,278	4,552	44,324	81,894	247,962	1166243
# Features	1,433	3,703	500	6,805	8,415	128
# Classes	7	6	3	15	5	40
# Training Nodes	140	120	60	300	100	90941
# Validation Nodes	500	500	500	450	150	29799
# Test Nodes	1000	1000	1000	17583	34243	48603

TABLE III
COMPARISON OF TEST ACCURACIES ON FIVE BENCHMARK DATASETS. THE MEAN AND STANDARD DEVIATION ARE REPORTED.

Method	Cora	Citeseer	Pubmed	Coauthor-CS	Coauthor-Phy
MLP	58.2 \pm 2.1	59.1 \pm 2.3	70.0 \pm 2.1	88.3 \pm 0.7	88.9 \pm 0.7
LogReg	57.1 \pm 2.3	61.0 \pm 2.2	64.1 \pm 3.1	86.4 \pm 0.9	86.7 \pm 1.5
LPA [17]	74.4 \pm 2.6	67.8 \pm 2.1	70.5 \pm 5.3	73.6 \pm 3.9	86.6 \pm 2.0
CS-GNN [13]	70.1	56.0	73.6	-	-
GCN [8]	81.5 \pm 0.8	70.3 \pm 1.5	79.0 \pm 0.4	91.1 \pm 0.5	92.8 \pm 1.0
SGC [35]	81.8	68.9	77.5	90.8 \pm 0.5	93.2 \pm 0.8
APPNP [36]	84.3	68.8	78.7	91.6 \pm 0.7	93.3 \pm 0.7
ALaGCN [16]	82.9	70.9	79.6	91.0 \pm 0.8	92.9 \pm 0.6
ALaGAT [16]	85.0	71.5	78.1	90.2 \pm 0.6	92.3 \pm 1.0
GMNN [20]	83.4	73.1	81.4	91.4 \pm 0.7	93.1 \pm 0.6
GAT [9]	83.0 \pm 0.7	72.5 \pm 0.7	79.0 \pm 0.3	90.5 \pm 0.6	92.5 \pm 0.9
GMNN(with GAT)	83.7 \pm 0.8	73.3 \pm 0.7	80.2 \pm 0.8	91.4 \pm 0.6	93.2 \pm 0.8
GDAMN (w/o ENT)	84.5 \pm 0.7	73.5 \pm 0.5	80.4 \pm 0.8	91.7 \pm 0.5	93.6 \pm 0.8
GDAMN (w/o Hard)	84.0 \pm 0.6	73.4 \pm 0.5	80.3 \pm 0.9	91.9 \pm 0.5	93.8 \pm 0.7
GDAMN(w/o Soft)	84.6 \pm 0.8	73.9 \pm 0.9	80.7 \pm 0.7	91.8 \pm 0.6	93.9 \pm 0.6
GDAMN (ours)	85.4 \pm 0.5	74.4 \pm 0.6	80.9 \pm 0.7	92.2 \pm 0.5	94.3 \pm 0.6

TABLE IV
PERFORMANCE ON THE OGBN-ARXIV TASK MEASURED IN TERMS OF CLASSIFICATION ACCURACY ALONG WITH STANDARD DEVIATIONS.

Method	Validation	Test
MLP	57.65 \pm 0.12	55.50 \pm 0.23
GCN [8]	73.00 \pm 0.17	71.74 \pm 0.29
GraphSAGE [21]	72.77 \pm 0.16	71.49 \pm 0.27
GMNN [20]	73.17 \pm 0.13	71.96 \pm 0.19
GDAMN(ours)	73.48 \pm 0.10	72.35 \pm 0.18

Network (ALaGAT) [16]: ALaGCN and ALaGAT propose a novel metric and integrate them into an adaptive-layer module to make individual decision at

each round of neighborhood aggregation.

- **Graph Markov Neural Networks (GMNN)** [20]: GMNN models the joint distribution of nodes and labels with a conditional random field and introduces an auxiliary GCN to propagate labels under original structure.

For ease of comparison, we use the main reported results from [16], [20], [32]. Moreover, for the missing results on coauthor datasets, we rerun their official code over 20 runs.

C. Experiment Settings

We use two hidden layers, and the dimension of hidden layers is set as 16 for citation datasets and 64 for co-author, which are the same as in [20], [32]. We initialize weights according to Kaiming initialization [37], and train our model for 2 EM iterations with 200 epoch per iteration using Adam [38]. We

report the mean test accuracy when the validation accuracy is maximized over 20 experiments with different random seeds. During training, we set the initial learning rate as 0.05, weight decay as (0.0005/0.0001) for (citation/co-author) datasets, and after the first EM iteration the weight decay is set to 0.0001 for citation and co-author datasets. For the Arxiv dataset, we set the hidden layers to 3, the hidden dimension to 128, learning rate to 0.02, weight decays to 0 and the number of epochs to 1000 per EM iteration. We also apply the dropout [39] with the dropout rate $d = 0.5$ on hidden layers and $d = 0.2$ for the attention weights. For the ENT regularization, we select the parameter $\beta \in \{0.2, 0.4, 0.6, 0.8, 1\}$ using the validation set. For the weighted parameter λ of the cross-entropy loss on the unlabeled data part, we set it to 0.8 for all datasets.

D. Results and Analysis

1) *Performance Evaluation:* The performance on the node prediction accuracy is summarized in Table III and Table IV. We first note that almost all GNNs achieve much better prediction accuracy than the non-GNNs models (LogReg, MLP, and LPA). Compared with the GNN-based method that combines graph structure and feature representation of nodes, non-GNNs models merely use partial information for node prediction. Besides, our GDAMAN performs better than the Laplacian-based GNNs (GCN, SGC, and APPNP). Because these methods propagate features under the original graph structure and may suffer from the negative disturbance due to intra-class edges. Moreover, our GDAMAN outperforms the attention-based GNNs such as GS-GNN, GAT, and AlaGAT, because our decoupling attention can learn more meaningful attention weights from both features and labels. Though our performance is slightly worse for the Pubmed dataset than that of the GMNN method, our prediction accuracy is still better than other GNNs. The reason might be that there is a fewer negative disturbance and label dependency in the Pubmed dataset since it has only 3 classes.

2) *Ablation Study:* In this section, we compare GDAMAN with its four variants on all datasets to validate the effectiveness of each component.

- GMNN (with GAT): a natural variant that we replace the GCN with GAT in GMNN to apply the attention mechanism on labels of nodes.
- GDAMN (w/o ENT): GDAMN without the mutual information constraint.
- GDAMN (w/o Hard): GDAMN without the hard attention and variational inference for structure learning in M-step.
- GDAMN (w/o Soft): GDAMN without the soft attention for weights learning in M-step.

As shown in Table III, the performance of each variant degrades for all datasets, which demonstrates the effect of ENT regularizer and decoupling two-step attention design. The GMNN (with GAT) is slightly better than GMNN. It has shown that perform attention on labels is helpful for message passing. The performance degeneration of GDAMN (w/o Hard) and GDAMN (w/o Soft) confirm that both graph structure and weights are important for message passing in node classification tasks. Apart from them, GDAMN (w/o

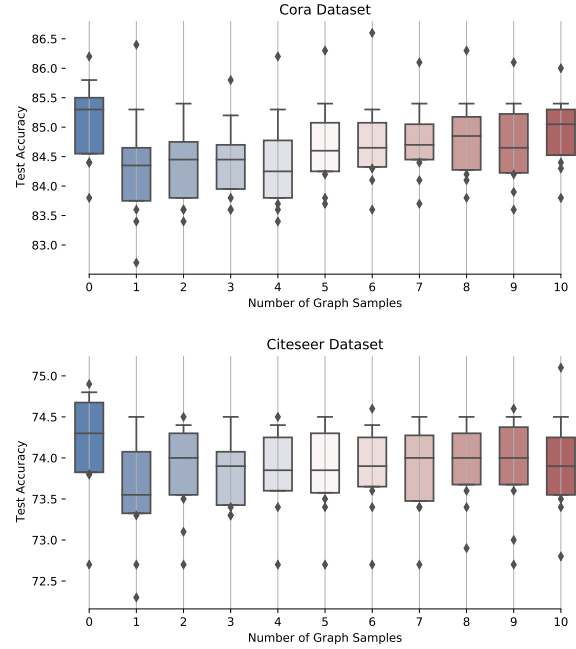


Fig. 4. From top to bottom, the node classification curve on cora and citeseer datasets under different number of graph samples in the E-step re-weighting. The 0 sample indicates the stable re-weighting and it has higher accuracy than directly sample graph structure from the M-step.

ENT) outperforms GMNN (with GAT) shows that our decoupling attention design is more useful for each node to obtain information gain during message passing.

3) *The learned Attention:* We then visualize the attention to demonstrate the effectiveness of our learning procedure. As stated in Introduction, we expect the intra-class connectivities to be more potent than the inter-class connectivities. We calculate the mean connectivity strengths of intra- and inter-classes of the Cora dataset (high connectivity strengths mean more attention weights are concentrated on the edge between the two classes), and visualize the matrix in Fig. 5. Because GMNN performs message passing on the original graph, so its connectivity strength is the same as GCN. Meanwhile, the result of feature-based attention model GAT is similar to GCN (GMNN), since it omits the label dependency and lack of supervision. However, if we replace the GCN in GMNN with GAT and apply attention to labels, the results become better. Compared with GAT and GMNN methods, our GDAMN method obtains higher scores for the diagonal part, which implies higher intra-class strength. Moreover, the information ENT regularizer and hard attention constrained by the KL divergence between our graph prior can provide more supervision and significantly help to reduce the inter-class weights ratio.

4) *Retrain with vanilla GCN:* To further verify the effectiveness of the learned aggregation weights, we compare the training loss and test accuracy using a vanilla GCN with different edge weights. The weights are the graph Laplacian computed by the initial adjacent matrix, oracle graph Laplacian by removing all the inter-class edge, and the learned aggregation weights by the proposed GDAMN. As shown in

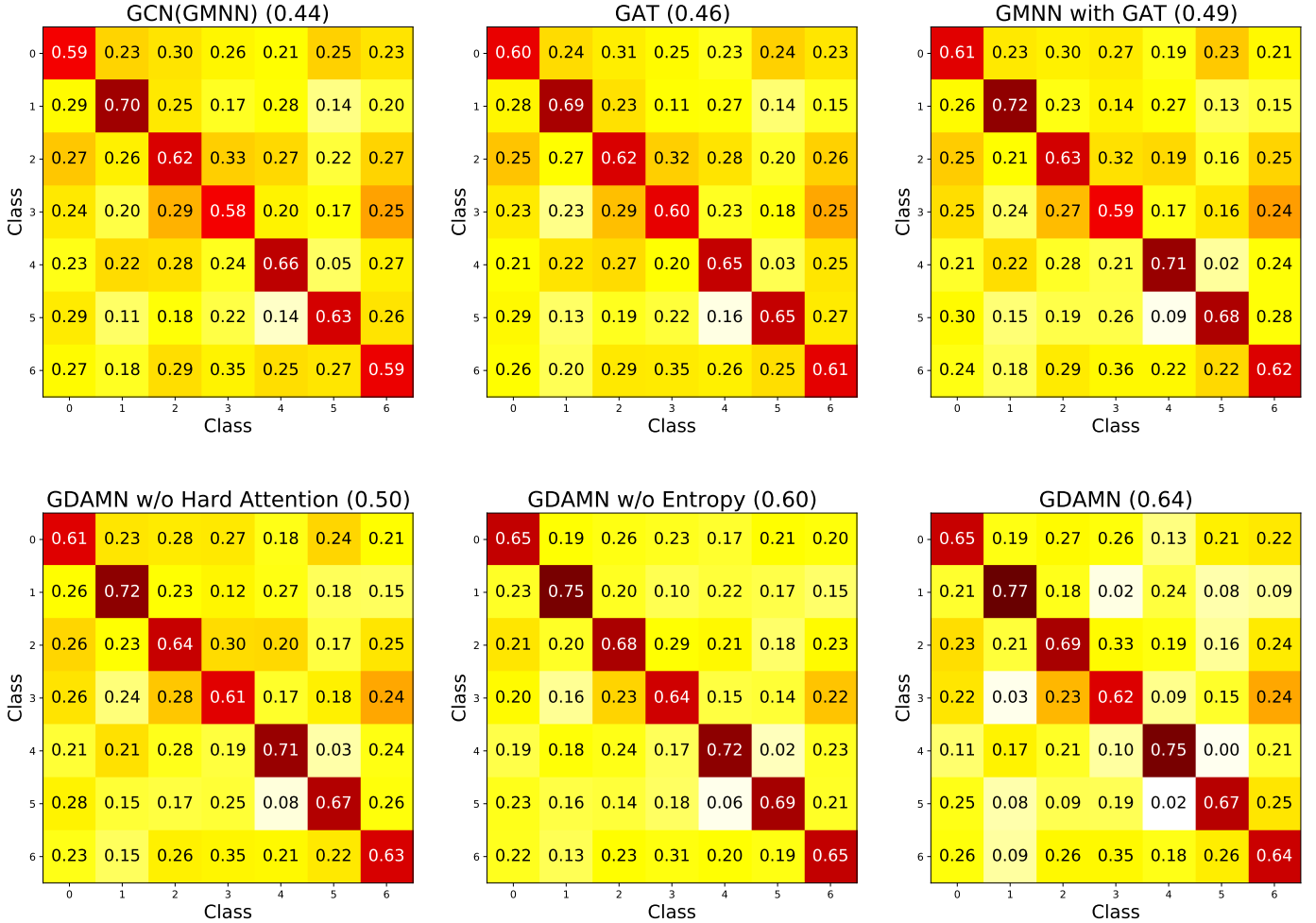


Fig. 5. Illustration of the connectivity strength over seven classes of the cora dataset. The scores in brackets are the ratio of DiagSum-to-OffDiagSum of matrix items. A higher score indicates a higher concentration on the diagonal components and a more reliable weights.

Fig. 6, in the training stage, the GCN with the learned attention weights by our GDAMN achieves a similar convergence rate to the oracle, and significantly faster than the GCN with the original adjacent matrix. In the test stage, our performance also outperforms the GCN with the original adjacent matrix significantly. In this sense, our method can also be used as a graph learner to refine the edge strength of the aggregation weights, which is compatible with any GNN with more sophisticated structures.

5) *The effectiveness of stable graph re-weighting*: As the discussion in Section IV-C, when re-weighting the graph of E-step, the training of GCN may be unstable due to the variance of sample discrete graph structure from the Gumbel-softmax. To show the superiority of our stable re-weighting in E-step, we tested the node classification performance under different graph sampling numbers S , and vary it from 1 to 10 on Cora and Citeseer datasets, and 0 indicates our stable re-weighting. The results are shown in Fig. 4, when increasing the sampling numbers S , the performance increases slowly. However, the performance of stable re-weighting is consistently higher than the direct sampling of different S , which shows that the stable weights \mathbf{A}^m in Equation (22) is more efficient and stable for

message passing.

6) *Analysis of time complexity*: The time complexity of a single GNN_ϕ^P layer is $O(|V|FF' + |E|CC + |E_z|F'F'')$, where F , F' and F'' are the numbers of input, hidden, and projection feature dimensions, C is the class numbers, and $|V|$, $|E|$ and $|E_z|$ are the numbers of nodes, original edges, and the latent structure edges, respectively. The cost for bilinear hard attention is $|E|CC$, and the cost for soft attention and message passing is $|E_z|F'F''$. Since we need two-step attention computation, this complexity is slightly higher than the baseline methods such as Graph Attention Networks (GATs) [9]. In our experiments, we empirically noted that GDAMN converges in three EM iterations.

VI. CONCLUSION

In this paper, we have proposed a Graph Decoupling Attention Markov Network to decouple the attention weight learning procedure on the graph into structure learning and weights learning by taking both labels and features into account. We use the hard attention to encoder latent graph structure for structure learning combined with a novel graph structure prior

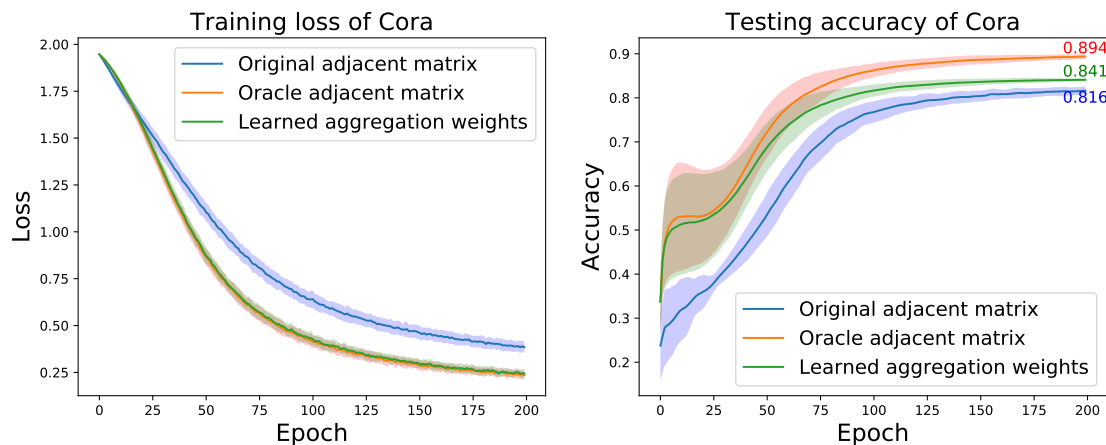


Fig. 6. Performance comparison on the cora dataset using the original adjacent matrix, oracle adjacent matrix, and learned aggregation weights.

based on pseudo-labels. Besides, we impose mutual information entropy regularization to constrain soft attention on features to avoid degeneration. Experiments on five benchmark datasets demonstrate that our model outperforms state-of-the-art methods with more reasonable aggregation weights for both feature and label propagation. For future work, it would be interesting to combine GDAMN with more complex graph neural networks and apply it to computer vision or natural language processing.

REFERENCES

- [1] J. Qiu, J. Tang, H. Ma, Y. Dong, K. Wang, and J. Tang, "DeepInf: Modeling influence locality in large social networks," in *Proceedings of the 24th ACM SIGKDD International Conference on Knowledge Discovery & Data Mining*, 2018.
- [2] W. Liang and W. Zhang, "Learning social relations and spatiotemporal trajectories for next check-in inference," *IEEE Transactions on Neural Networks and Learning Systems*, pp. 1–11, 2020, doi:10.1109/TNNLS.2020.3016737.
- [3] Z. Li, H. Liu, Z. Zhang, T. Liu, and N. N. Xiong, "Learning knowledge graph embedding with heterogeneous relation attention networks," *IEEE Transactions on Neural Networks and Learning Systems*, pp. 1–13, 2021, doi: 10.1109/TNNLS.2021.3055147.
- [4] N. Park, A. Kan, X. L. Dong, T. Zhao, and C. Faloutsos, "Estimating node importance in knowledge graphs using graph neural networks," in *Proceedings of the 25th ACM SIGKDD International Conference on Knowledge Discovery & Data Mining*, 2019, pp. 596–606.
- [5] K. Do, T. Tran, and S. Venkatesh, "Graph transformation policy network for chemical reaction prediction," in *Proceedings of the 25th ACM SIGKDD International Conference on Knowledge Discovery & Data Mining*, 2019, pp. 750–760.
- [6] R. Ying, R. He, K. Chen, P. Eksombatchai, W. L. Hamilton, and J. Leskovec, "Graph convolutional neural networks for web-scale recommender systems," in *Proceedings of the 24th ACM SIGKDD International Conference on Knowledge Discovery & Data Mining*, 2018, pp. 974–983.
- [7] W. Liu, Y. Zhang, J. Wang, Y. He, J. Caverlee, P. P. K. Chan, D. S. Yeung, and P. A. Heng, "Item relationship graph neural networks for e-commerce," *IEEE Transactions on Neural Networks and Learning Systems*, pp. 1–15, 2021, doi:10.1109/TNNLS.2021.3060872.
- [8] T. N. Kipf and M. Welling, "Semi-supervised classification with graph convolutional networks," in *International Conference on Learning Representations*, 2017.
- [9] P. Veličković, G. Cucurull, A. Casanova, A. Romero, P. Liò, and Y. Bengio, "Graph attention networks," in *International Conference on Learning Representations*, 2018.
- [10] Z. Wu, S. Pan, F. Chen, G. Long, C. Zhang, and P. S. Yu, "A comprehensive survey on graph neural networks," *IEEE Transactions on Neural Networks and Learning Systems*, vol. 32, no. 1, pp. 4–24, 2021.
- [11] J. Gilmer, S. S. Schoenholz, P. F. Riley, O. Vinyals, and G. E. Dahl, "Neural message passing for quantum chemistry," in *Proceedings of the 34th International Conference on Machine Learning*. JMLR. org, 2017, pp. 1263–1272.
- [12] Q. Li, Z. Han, and X.-M. Wu, "Deeper insights into graph convolutional networks for semi-supervised learning," in *Proceedings of the AAAI Conference on Artificial Intelligence*, vol. 33, no. 1, 2018, pp. 3538–3545.
- [13] Y. Hou, J. Zhang, J. Cheng, K. Ma, R. T. B. Ma, H. Chen, and M.-C. Yang, "Measuring and improving the use of graph information in graph neural networks," in *International Conference on Learning Representations*, 2020.
- [14] G. Wang, R. Ying, J. Huang, and J. Leskovec, "Improving graph attention networks with large margin-based constraints," *preprint arXiv:1910.11945*, 2019.
- [15] M. Li, H. Zhang, X. Shi, M. Wang, and Z. Zhang, "A statistical characterization of attentions in graph neural networks," in *Representation Learning on Graphs and Manifolds workshop at International Conference on Learning Representations*, 2019.
- [16] Y. Xie, S. Li, C. Yang, R. C.-W. Wong, and J. Han, "When do GNNs work: Understanding and improving neighborhood aggregation," in *Proceedings of the Twenty-Ninth International Joint Conference on Artificial Intelligence*, vol. 2020, no. 1, 2020, pp. 1303–1309.
- [17] X. Zhu, J. Lafferty, and R. Rosenfeld, "Semi-supervised learning with graphs," Ph.D. dissertation, Carnegie Mellon University, language technologies institute, 2005.
- [18] M. Karasuyama and H. Mamitsuka, "Multiple graph label propagation by sparse integration," *IEEE Transactions on Neural Networks and Learning Systems*, vol. 24, no. 12, pp. 1999–2012, 2013.
- [19] H. Wang and J. Leskovec, "Unifying graph convolutional neural networks and label propagation," *preprint arXiv:2002.06755*, 2020.
- [20] M. Qu, Y. Bengio, and J. Tang, "GMNN: Graph markov neural networks," in *International Conference on Machine Learning*, 2019, pp. 5241–5250.
- [21] W. L. Hamilton, R. Ying, and J. Leskovec, "Inductive representation learning on large graphs," in *Proceedings of the 31st International Conference on Neural Information Processing Systems*, 2017, pp. 1025–1035.
- [22] K. K. Thekumparampil, C. Wang, S. Oh, and L.-J. Li, "Attention-based graph neural network for semi-supervised learning," *preprint arXiv:1803.03735*, 2018.
- [23] A. L. Maas, A. Y. Hannun, and A. Y. Ng, "Rectifier nonlinearities improve neural network acoustic models," in *International Conference on Machine Learning*, 2013.
- [24] M. Opper and D. Saad, *Advanced mean field methods: Theory and practice*. MIT press, 2001.
- [25] D. P. Kingma and M. Welling, "Auto-encoding variational Bayes," *preprint arXiv:1312.6114*, 2013.
- [26] E. Jang, S. Gu, and B. Poole, "Categorical reparameterization with gumbel-softmax," in *International Conference on Learning Representations*, 2017.
- [27] C. J. Maddison, A. Mnih, and Y. W. Teh, "The concrete distribution: A continuous relaxation of discrete random variables," in *International Conference on Learning Representations*, 2017.

- [28] K. Sohn, H. Lee, and X. Yan, “Learning structured output representation using deep conditional generative models,” in *Advances in Neural Information Processing Systems*, 2015, pp. 3483–3491.
- [29] P. Erdős and A. Rényi, “On the evolution of random graphs,” *Publ. Math. Inst. Hung. Acad. Sci.*, vol. 5, no. 1, pp. 17–60, 1960.
- [30] R. v. d. Berg, T. N. Kipf, and M. Welling, “Graph convolutional matrix completion,” *preprint arXiv:1706.02263*, 2017.
- [31] Z. Yang, W. Cohen, and R. Salakhudinov, “Revisiting semi-supervised learning with graph embeddings,” in *International Conference on Machine Learning*, 2016.
- [32] O. Shchur, M. Mumme, A. Bojchevski, and S. Günnemann, “Pitfalls of graph neural network evaluation,” *preprint arXiv:1811.05868*, 2018.
- [33] P. Sen, G. Namata, M. Bilgic, L. Getoor, B. Galligher, and T. Eliassirad, “Collective classification in network data,” *AI Magazine*, vol. 29, no. 3, p. 93, 2008.
- [34] W. Hu, M. Fey, M. Zitnik, Y. Dong, H. Ren, B. Liu, M. Catasta, and J. Leskovec, “Open graph benchmark: Datasets for machine learning on graphs,” *preprint arXiv:2005.00687*, 2020.
- [35] F. Wu, A. Souza, T. Zhang, C. Fifty, T. Yu, and K. Weinberger, “Simplifying graph convolutional networks,” in *International Conference on Machine Learning*. PMLR, 2019, pp. 6861–6871.
- [36] J. Klicpera, A. Bojchevski, and S. Günnemann, “Predict then propagate: Graph neural networks meet personalized pagerank,” in *International Conference on Learning Representations*, 2019.
- [37] K. He, X. Zhang, S. Ren, and J. Sun, “Delving deep into rectifiers: Surpassing human-level performance on imagenet classification,” in *Proceedings of the IEEE International Conference on Computer Vision*, 2015, pp. 1026–1034.
- [38] D. P. Kingma and J. Ba, “Adam: A method for stochastic optimization,” *preprint arXiv:1412.6980*, 2014.
- [39] N. Srivastava, G. Hinton, A. Krizhevsky, I. Sutskever, and R. Salakhudinov, “Dropout: a simple way to prevent neural networks from overfitting,” *The Journal of Machine Learning Research*, vol. 15, no. 1, pp. 1929–1958, 2014.