

# Visually grounded models of spoken language: A survey of datasets, architectures and evaluation techniques

Grzegorz Chrupała

`grzegorz@chrupala.me`

Department of Cognitive Science and Artificial Intelligence

Tilburg University

The Netherlands

## Abstract

This survey provides an overview of the evolution of visually grounded models of spoken language over the last 20 years. Such models are inspired by the observation that when children pick up a language, they rely on a wide range of indirect and noisy clues, crucially including signals from the visual modality co-occurring with spoken utterances. Several fields have made important contributions to this approach to modeling or mimicking the process of learning language: Machine Learning, Natural Language and Speech Processing, Computer Vision and Cognitive Science. The current paper brings together these contributions in order to provide a useful introduction and overview for practitioners in all these areas. We discuss the central research questions addressed, the timeline of developments, and the datasets which enabled much of this work. We then summarize the main modeling architectures and offer an exhaustive overview of the evaluation metrics and analysis techniques.

## 1 Introduction

The endeavor of developing systems for modeling or simulating the human language faculty has long been pursued by several disjoint research communities. The speech community focuses largely on the task of transcribing speech signal into written text, or extracting specific pieces of information from spoken utterances. The field of Natural Language Processing (NLP) studies a range of problems involved in understanding and producing language, but almost exclusively in its written form. Computer vision researchers focus on vision and language tasks such as automated captioning and visual question-answering. Meanwhile, cognitive scientists develop models of language acquisition and processing within the broader purview of understanding the cognitive makeup of our species rather than with a view to practical applications.

The aim of the current survey is to review a family of approaches to the computational study of language which largely transcend these disciplinary divisions: more specifically, our focus is on visually grounded models of spoken language. Such models are inspired by the observation that when children pick up a language, they rely on a wide range of indirect and noisy clues, including information from perceptual modalities co-occurring with spoken utterances, most crucially the visual modality.

Other sources of information such as intra-linguistic co-occurrence statistics, speaker intentions as inferred from gaze and gestures or active learning are undoubtably important for children too, and some have been modeled computationally. In the interest of tractability this survey zooms in on grounding spoken language in the visual modality.

Many relevant studies have appeared during the last two decades, and especially in the last five years, and as can be expected for a research problem cross-cutting disciplinary boundaries, are spread over publication venues focusing on Cognitive Science, Speech, Machine Learning and NLP: here we bring them together in a single place in order to provide a useful introduction and overview for practitioners in all these areas.

A central concern regarding recent neural architectures has been understanding the nature and localization of representations which they learn and we therefore also discuss in some detail the different analytical techniques proposed for this purpose, as well as the main findings resulting from their application.

## 1.1 What this survey is and is not about.

In this survey we will focus on models of *spoken* language which are visually grounded, that is models which process the audio signal represented via low-level features such as the waveform, spectrogram or mel-frequency cepstral coefficients (MFCC). Models which process written text are outside the scope of our interest here, whereas those that rely on phonemic transcriptions will only be discussed briefly as part of the background.

By *visual grounding* what is meant here are visual representations of scenes associated with spoken utterances, for example images that the utterances describe, or videos the utterances occur in.<sup>1</sup> There is a parallel strand of research on exploiting visual information depicting the speaker and especially their lips in addition to the audio channel for automatic speech recognition (ASR): this endeavor is outside the scope of this survey.

## 1.2 Central questions

As mentioned above, visually grounded models of spoken language have been of interest to several disciplines and as such the questions these lines of research have been interested in answering have also been quite diverse. From the point of view of cognitive science the main concern is whether these models can help us understand the constraints and the mechanisms in play for human children when they learn to understand language: do they develop representations of phonemes? How do they segment speech signal into word- or morpheme-like segments? How do they match word forms with visual concepts and how are these visual concepts formed themselves?

From the perspective of engineering-focused fields (ML, Speech and NLP) the questions have often centered more on technical aspects such as: what datasets are necessary to learn to match spoken utterances to images? To what extent can this be done in an end-to-end fashion? How can performance be improved via engineering the neural architecture, learning objectives or other aspects of training? In addition, the use of large and opaque neural architectures has prompted researchers in these fields to ask questions such as: what kind of information is encoded in neural models, and how accessible it is in different components? What are effective techniques for analyzing and interpreting these representations, and according to which metrics can they be evaluated? Is there a correspondence between learned representations and the core constructs hypothesized within phonology, lexicon, syntax and semantics? In the rest of the paper we will explore answers to all these questions and some more.

## 1.3 Two waves

The work on visually grounded models of spoken language naturally divides into two temporal clusters, or waves: (i) the period starting in 1999 with Deb Roy’s PhD dissertation (Roy, 1999) and lasting until around 2005, and after a ten year break, (ii) the second wave starting with the creation of the Flickr Audio Caption Corpus in 2015 (Harwath and Glass, 2015) and continuing until now. The current survey is organized around this two-wave form. We will start by reviewing some early efforts in section 2. We will then discuss the importance of datasets in driving new developments in section 3, and follow these developments in sections 5 and 6, and the variations in the set-up of the task and applications in section 7. Finally we will survey approaches to evaluation of the systems and the analysis of learned representations in section 8.

---

<sup>1</sup>Most of work to date has focused on static images; the few studies involving video are discussed briefly in section 6.

## 2 Early efforts

**CELL** Perhaps the first serious computational implementation of learning spoken language via visual grounding was described by Roy (1999), and further developed in Roy and Pentland (2002) as the CELL (Cross-channel Early Lexical Learning) model. The model originated in Roy (1999), and there were a number of subsequent versions and tweaks of CELL (e.g. Roy, 2003; Mukherjee and Roy, 2003; Roy and Mukherjee, 2005); here we discuss the canonical 2002 version.

The goal of the model was to perform three tasks: (i) segment speech at word boundaries, (ii) form visual categories, and (iii) associate words with these categories. The model partially relies on data to learn these tasks: the data consists of speech recordings elicited from participants while playing with pre-verbal infants using 42 objects from seven classes (*balls, toy dogs, shoes, keys, toy horses, toy cars, toy trucks*). These spoken utterances were paired with different views of the objects used at the time of each utterance. The amount of spoken language is described as approximately 1,300 utterances of around 5 words, for each of 6 participants. Around 8% of words in the data were visually groundable.

The model includes a hard-coded visual system which extracts object representations for camera images: these representations are shape histograms designed to be invariant to position, scale and in-plane rotation. Object color, size or texture are not captured. The representations of spoken utterances consists of arrays of phoneme probabilities extracted by a Recurrent Neural Network (RNN) model pre-trained on the TIMIT dataset of phonetically transcribed speech (Garofolo et al., 1993).

The core part of the architecture is data-driven and consists of two components. The short-term memory store buffers recent utterance-image pairs; then utterances are segmented into subsequences (i.e. word hypotheses) at phoneme boundaries located by the application of the Viterbi algorithm to phoneme probabilities given by the RNN, and subject to the constraint that a subsequence should contain at least one vowel. Word hypotheses that occur more than once within the buffer in a similar visual context are paired with co-occurring shape representations and sent over to the long-term memory store. This second component applies a filter to hypothesized associations, keeping the ones which recur reliably (as measured by mutual information) and discarding the rest. The performance of the model is quantified with respect to segmentation accuracy (do segment boundaries correspond to word boundaries), word discovery (is the segment a single English word?) and semantic accuracy (is the word matched with the correct shape?) and compared to the baseline with a similar architecture, but which ignores the visual modality: on all measures CELL consistently outperforms the baseline by a substantial margin.<sup>2</sup>

The experiments with the CELL architecture demonstrated that learning word meanings visually grounded spoken utterances was feasible. As could be expected given the technology of the day, the approach did have several important limitations: most importantly, the experiments used small-scale data (the final lexicon evaluated included less than 20 learned form-meaning mappings) and the data for the visual modality was rather artificial. Regarding modeling, the audio features were extracted using an external pre-trained model.<sup>3</sup>

**The Role of Embodied Intention** One important source of information used by children when acquiring language are the speaker’s gaze and pointing gestures. Yu et al. (2005) (originally presented in Yu and Ballard (2004)) examine the role of these clues in a computational framework roughly similar to CELL. The most important difference concerns the data collection process. Participants were instructed to narrate a picture book, in English, as if speaking to a child. In addition to the spoken utterances and their visual context, the authors also collected data from sensors tracking the speakers’ eye gaze, as well as head

---

<sup>2</sup>According to Roy and Pentland (2002), semantic accuracy can be measured for the baseline because the visual prototype was carried through from input to output and “this model assumes that when a speech segment is selected as a prototype for a lexical candidate, the best choice of its meaning is whatever context co-occurred with the speech prototype.”

<sup>3</sup>Additionally, the visual features are extracted by a hard-wired component, but this is a reasonable setup at least in the context of modeling human language acquisition: the human visual system is largely functional by the time children start learning language in earnest.

and hand position. Overall 660 utterances were collected; average utterance size was 6 words; around 15% of the words in the data were object names.

The computational model features a hard-wired component which uses the head position and gaze information to infer which part of the image the speaker is attending to. The visual perception component extracts image features (representing color, shape, and texture) and clusters images into object representations. Spoken utterances are converted into sequences of phonemes using an RNN model pre-trained on TIMIT. Phonetically similar subsequences of phonemes are then extracted and word-like units hypothesized based on co-occurrence with attended-to objects. Finally, the lexicon pairing word forms with object representations is formed by applying an alignment algorithm based on IBM model 1 (Brown et al., 1993) to the sets of objects and sequences of words which co-occur temporally.

The performance of the system was evaluated according to four metrics: semantic accuracy (measuring the quality of clustering of image features into semantic groups)<sup>4</sup>, speech segmentation accuracy (measuring whether segment boundaries correspond to word boundaries), word-meaning association precision (the proportion of successfully segmented words that are correctly associated with meanings) and lexical spotting recall (the proportion of word-meaning pairs found). The full model is compared to a baseline which ignores gaze and head position information: the model outperforms the baseline on the speech segmentation and especially on word-meaning association precision, demonstrating the usefulness of inferring speaker attention for word learning.

Most of the limitations of the CELL model also apply to Yu et al. (2005): the data is small-scale and the speech features are extracted by a pre-trained model. The main innovation of the model is the use of attention cues: the way these cues are recorded and used by the model is not meant to match the way human learners would be able to access and use them: rather the authors claim their experiments as an *existence proof* that this information can be usefully exploited at all.

**The rise of deep learning** After these initial efforts demonstrated the feasibility of learning spoken language via visual grounding, there has been a lull in research activity into this topic for around ten years. One important reason for this may have been the relatively high barrier to entry: the existing datasets were small and private, and collecting new datasets required expertise as well as substantial time and financial investment. Similarly, the modeling architectures relied on a lot of custom hand-coded modules. These factors began to change with the growing popularity of neural models after 2014: dataset collection and sharing were crucial for the success of these approaches, and the building blocks became standardized and available as part of easy-to-use open-source toolkits. In the following section we will see the effects of these developments on the research into visually grounded models of spoken language.

### 3 Datasets

One area on the intersection of NLP and Computer Vision which gained popularity in the second decade of the 21<sup>st</sup> century was image captioning, i.e. the task of describing the content of photographic images in a short written text, most commonly a single sentence (Bernardi et al., 2016). The emergence of this task led to the creation of a number of datasets designed as training data for it. The two datasets most relevant to the current survey were Flickr8K (Rashtchian et al., 2010) and COCO (also known as MS COCO or Microsoft COCO) (Lin et al., 2014). Both of these datasets consisted of photographs depicting everyday objects and situations, collected from online photo sharing services, with accompanying textual descriptions written by crowd workers; in each case a photo featured five independent brief descriptions. These datasets served as a source of inspiration as well as a source of data to enable the creation of analogous datasets for spoken language. For the overview of the spoken datasets inspired by image captioning, see table 2.

---

<sup>4</sup>Note that this is a different notion of semantic accuracy than that used to evaluate CELL.

Dataset	Lang.	Images	Captions	Speakers	Duration	Speech type
Flickr Audio Captions	en	8000	40000	183	46	Read aloud
Synthetically Spoken COCO	en	123287	616767	1	601	Synthetic
Synthetically Spoken STAIR	ja	123287	616767	1	793	Synthetic
Speech COCO	en	123287	616767	8	601	Synthetic
Places Audio Captions (English)	en	400000	400000	2683	936	Spontaneous
Places Audio Captions (Hindi)	hi	100000	100000	139	316	Spontaneous
SpokenCOCO	en	123287	605000	2352	742	Read aloud

Table 2: Overview of spoken image caption datasets.

### 3.1 Flickr Audio Captions Corpus

The Flickr Audio Captions Corpus (Harwath and Glass, 2015) is based directly on Flickr8K: it consists of the same images, while the written captions were read aloud and recorded by crowd workers (who were not shown the images). The recordings were quality-filtered by running an ASR system on them and matching the output against the original written captions and discarding the audio if more than 40% of the words could not be recognized. The moderate size of this corpus (approx. 46 hours of speech) and the availability of ground-truth written captions has made it a popular testbed for algorithmic developments and analyses of visually grounded models of spoken language.

### 3.2 Corpora derived from COCO

The original COCO dataset is the source of four different spoken caption corpora. Three of these feature synthetically generated captions, and the third one consists of read-aloud captions.

**Synthetically Spoken COCO** The first of these datasets, Synthetically Spoken COCO (Chrupała et al., 2017b,a) was created by passing all the written captions of COCO through the Google Text-to-Speech web API.<sup>5</sup> The main limitation of this data is that it uses a single voice, and lacks tempo variation, disfluencies and noise.

**Synthetically Spoken STAIR** This dataset (Havard et al., 2018, 2019a) is constructed using the same methodology as Synthetically Spoken COCO but is based on the Japanese-language version of COCO, named STAIR (Yoshikawa et al., 2017). Note that the written Japanese captions in STAIR are created independently by Japanese speakers and not translated from English. The spoken captions are synthesized, and exhibit the same limitations as the English synthetically spoken captions.

**SPEECH-COCO** This COCO-based corpus, SPEECH-COCO (Havard and Besacier, 2017; Havard et al., 2017) addresses some of these limitations. It uses Voxygen’s text-to-speech system<sup>6</sup> to synthesize the speech for the COCO written captions, using eight different English voices (half British, half American, half male, half female). The tempo was manipulated:  $\frac{1}{3}$  of the captions are 10% slower than the original pace,  $\frac{1}{3}$  are 10% faster; to 30% of the captions various disfluencies (*um*, *uh*, *er*) were added.

These synthetic speech datasets have seen limited adoption but have been initially useful for experiments with large-scale, clean-speech data, and have enabled analyses which require synthesizing stimuli (see section 8).

<sup>5</sup>Via <https://github.com/pndurette/gTTS>.

<sup>6</sup>See <https://www.voxygen.fr>.

**SpokenCOCO** The final COCO-based dataset (Hsu et al., 2020) consists of almost all the COCO captions read aloud by 2,353 Amazon Mechanical Turk crowd workers. To date, it has only been used in a system to synthesize spoken captions conditioned on images (Hsu et al., 2020).

### 3.3 Places-based Corpora

Another set of datasets is based on the images from the MIT Places 205 database (Zhou et al., 2014) which contains 2,448,873 images from 205 scene categories such as indoor (bedroom, bar, shoe shop), nature (fishpond, rainforest, watering hole), or urban (street, tower, soccer field). There are two corpora based on this data: one English and one Hindi. The English-language dataset (Harwath et al., 2016) consists of 400,000 utterances spoken by 2,683 American English speakers. Captions on average contain 19.3 words and have an average duration of 9.5 seconds. The Hindi-language dataset (Harwath et al., 2018a) consists of 100,000 utterances spoken by 139 Hindi speakers. Captions contain an average of 20.4 words and have an average duration of 11.4 seconds.

In both cases the captions are spontaneously spoken descriptions of images from Places 205: workers are simply shown an image and asked to describe the salient objects in several sentences. Unlike for the Flickr8K and COCO datasets, there is only a single caption per image. For 85,480 of the images there is a caption in both English and Hindi.

These are the only major datasets which feature spontaneous rather than read-aloud speech. This increases their ecological validity for the purposes of modeling language acquisition. The flip side is that many types of analyses become challenging due to the lack of ground-truth transcriptions.

One point to keep in mind regarding the English Places dataset is that results on it have been reported while it was still under development, making direct comparisons among papers evaluating on this dataset difficult.

## 4 Start of the second wave

The datasets described above eventually enabled experimentation with the first large-scale neural models. Even earlier, Synnaeve et al. (2014) experiment with a neural architecture trained on a small dataset assembled by merging the Pascal1K dataset (Rashtchian et al., 2010) which contains one thousand images with five written captions each, together with the LUCID speech corpus (Baker and Hazan, 2010). Speech segments corresponding to words are matched to image fragments (based on written captions). Speech features consist of flattened Mel filterbank coefficients; image features are extracted using a pre-trained Regional Convolution Neural Network (RCNN) (Girshick et al., 2014). The model consists of a speech branch and an image branch, both of which are multilayer perceptrons (MLPs) with ReLU activations. Matched and mismatched image-word pairs are encoded into vectors by these branches: the network is trained via the cosine-squared-cosine loss function which ensures that matching pairs are similar while mismatching pairs are orthogonal in the vector space:

$$\ell_{\text{coscos}^2} = \begin{cases} \frac{1}{2}(1 - \cos(I, S)) & \text{if matched} \\ \cos^2(I, S) & \text{if not matched} \end{cases} \quad (1)$$

where  $I$  and  $S$  are the vectors corresponding to the image fragment and spoken word, respectively, and  $\cos(\cdot, \cdot)$  is the cosine similarity function. The model is evaluated on retrieving words (types or tokens) given an image and vice versa, and compared to a random baseline, which it consistently outperforms. This work is the first of the second wave, but quite preliminary in its use of a small and artificially assembled dataset.

**Embedding alignment model** Independently<sup>7</sup>, Harwath and Glass (2015) introduced the Flickr Audio Captions dataset and reported on experiments with a model to learn *multimodal embeddings* of this data

<sup>7</sup>The work of Harwath and Glass (2015) seems to be independent, as Synnaeve et al. (2014) is not cited.

using a somewhat similar neural architecture. The images were processed using an RCNN pre-trained in a supervised fashion on ImageNet, extracting 4096-dimensional feature vectors for each of 19 regions in an image, plus one for the whole image. The spoken utterances are preprocessed by segmenting the audio at word boundaries via force-alignment to ground-truth transcriptions. The spectrograms corresponding to words were then passed through a supervised CNN model pre-trained on the Wall Street Journal SI-284 split (Paul and Baker, 1992) and using the 1024-dimensional activation vectors from the final fully connected layer as audio features.

The core of the architecture is the *embedding alignment model*, based on Karpathy et al. (2014), whose job it is to embed the features extracted from audio segments and region images into a common representation space. The visual features are projected to this space via an affine transform, while the audio features are projected via an affine transform followed by a ReLU. The objective function used to train these transforms is the triplet-like loss from Karpathy and Fei-Fei (2015): a version of this loss is used in most subsequent work on visually grounded models of spoken language. Its general form is defined as:

$$\ell = \sum_{ui} \left[ \sum_{u'} \max(0, S_{u'i} - S_{ui} + \alpha) + \sum_{i'} \max(0, S_{ui'} - S_{ui} + \alpha) \right] \quad (2)$$

where  $\alpha$  is a margin,  $S_{ui}$  is a similarity score between a matching caption-image pair, and  $S_{u'i}$  and  $S_{ui'}$  denote similarity scores between mismatched pairs, i.e. negative examples (typically sampled from the current batch). In Harwath and Glass (2015) the margin is set to  $\alpha = 1$  and the caption-image similarity is measured by:

$$S_{ui} = \sum_{t \in \text{regions}(i)} \max_{i \in \text{words}(u)} (0, e_i^T e_t), \quad (3)$$

where  $e_i^T e_t$  stands for the inner product between the embedding of word  $i$  and the embedding of region  $t$ . In order to evaluate the architecture, Harwath and Glass (2015) adopt the approach from work on written captions and rank images with respect to a caption (or captions with respect to an image) and report recall@10, i.e. the proportion of true matches that are found in the top ten items in the ranking. See section 8.1 for details of the evaluation metrics and for an overview of the results on the different datasets.

**Phonetic transcriptions** Gelderloos and Chrupała (2016) experimented with COCO images and written captions converted into sequences of phonemes:<sup>8</sup> as such their work is not strictly speaking about modeling spoken language in its audio modality<sup>9</sup>; it is, however, worth mentioning here because it introduces many of the approaches to analysis of learned representations which became a major preoccupation in later work with visually grounded models of spoken language.

The phonetic transcriptions are automatically generated from textual captions using the grapheme-to-phoneme mode of eSpeak<sup>10</sup>; spaces are removed to simulate connected speech. The visual part of the architecture consists of a convolutional neural network (Simonyan and Zisserman, 2015) pre-trained on the ImageNet database (Deng et al., 2009): visual features for an image are obtained by extracting the activations of the final fully-connected layer in this network. The phonetic input was processed via a stack of three Gated Recurrent Unit (GRU) layers (Chung et al., 2014) (with residual connections between layers). The activation vector of the top layer at the last timestep is then mapped to match the image feature vector and learning proceeds by minimizing the mean squared error (MSE) of the predicted image vector. The focus of this work is on understanding how the network learns to construct a series of internal representations which enable it to map sequences of phonemes to visual features: it shows that lower layers in the recurrent stack encode comparatively more information related to form, whereas higher layers encode

<sup>8</sup>See section 8.2.1 for a brief discussion of phonemes and phonemic transcription.

<sup>9</sup>Note that while a few other works mentioned here resort to transcribing spoken utterances using a pre-trained ASR model, Gelderloos and Chrupała (2016) do not work with the speech signal at all but rather convert the textual captions to canonical phonemic transcriptions directly.

<sup>10</sup>Available at <http://espeak.sourceforge.net>

	Layer	Channels	Width	Height	Stride	Activation
1	Convolution	128	1	40	1	ReLU
2	Convolution	256	11	1	1	ReLU
3	Maxpool		3	1	2	
4	Convolution	512	17	1	1	ReLU
5	Maxpool		3	1	2	
6	Convolution	512	17	1	1	ReLU
7	Maxpool		3	1	2	
8	Convolution	1024	17	1	1	ReLU
9	Meanpool		$\infty$	1	1	
10	L2 norm					

Table 3: The architecture of the convolutional speech encoder in Harwath and Glass (2017).

meaning more strongly. This conclusion is reached based on analyses such as predicting word boundaries from recurrent layer activations (which was easiest for layer 1) as well as correlating word similarities obtained from the network activations to phoneme-string edit distances (the relation is strongest for layer 1) and to human similarity judgments (the correlation is highest for layer 3). These analyses pre-figured those used in recent work on analyzing neural models of (spoken) language: see also section 8.2.

## 5 Encoder architectures

The basic template of models of visually grounded spoken language consists of a pre-trained image classification network used to extract image features, together with an encoder for the audio signal, trained end-to-end, combined with the module which matches these two modalities such as the embedding alignment model described in section 4. Most of the architectural variability has been on the side of the audio encoder. Figure 1 shows the most prominent software implementations of these architectures, with a link to the repository and a brief comment on the main features.

### 5.1 Convolutional audio encoders

Many works have followed Harwath et al. (2016) in using a convolutional architecture with a spectrogram as input to encode the audio signal (e.g. Harwath and Glass, 2017; Harwath et al., 2018b,a; Boggust et al., 2019). This approach treats the input as a two-dimensional grayscale image, and adapts convolutional architectures from computer vision to the work with spectrograms: the encoder consists of a number of two-dimensional convolutional layers interspersed with maxpooling layers. In order to capture the fact that the vertical dimension in a spectrogram which corresponds to frequency should not be translation invariant, the height of the first convolutional layer spans the entire height of the spectrogram (40 pixels, each pixel corresponding to one of 40 bandpass filters), thus collapsing the frequency dimension such that subsequent layers are convolutional only over the time dimension. The final maxpooling operation spans the entire duration of the utterance and aggregates it into a single vector, which is then L2-normalized. In practice, the spectrogram is also truncated or padded such that all utterances are of the same size, corresponding to 10s or 20s. As an example, table 3 shows the full specification of the audio encoder as described in Harwath and Glass (2017).

**Residual Network** Another technique borrowed from computer vision is the use of residual blocks which belong to the same general family of convolutional layers but with some important innovations, especially the introduction of residual connections. Such a *ResNet* encoder is described in Hsu et al. (2019) with the



	Layer	Parameters
1	1D Convolution	Channels=64, Kernel=6, Stride=2
2	Bidirectional GRU	Hidden= $2 \times 1024$ , Layers=4
3	Attention pooling	Hidden=128, Vectorial

Table 4: The architecture of the recurrent speech encoder in Chrupała et al. (2020).

make-up of the residual blocks borrowed from He et al. (2016), and further adapted to induce discrete units via vector quantization in Harwath et al. (2020).

## 5.2 Recurrent audio encoders

The main alternative to a convolutional speech encoder has been to use some kind of a recurrent architecture applied to the input converted to Mel-Frequency Cepstral Coefficient (MFCC) representation (with delta and double-delta features, which capture the first and second derivative of the converted signal). Chrupała et al. (2017a) introduce an encoder which consists of a convolutional layer followed by a stack of recurrent highway network (RHN) layers (Zilly et al., 2017), followed by an attention-like pooling operator.<sup>11</sup> The initial convolutional layer used here is a one-dimensional convolution along the time dimension, with a stride  $> 1$  resulting in a temporal subsampling of the signal. The pooling operator in this family of architectures is a weighted sum over the full extent of time dimension, where the weights are learned (also called self-attention). The original recurrent encoder of Chrupała et al. (2017a) features scalar weights computed by applying a Multi-Layer Perceptron to the activations of topmost recurrent layer, resulting in a single weight per timestep. More recent work (e.g. Merks et al., 2019; Chrupała et al., 2020) has used vectorial weights, resulting in a single weight per time-step per dimension, defined as:

$$\text{Attn}(\mathbf{h}) = \sum_t \boldsymbol{\alpha}_t \odot \mathbf{h}_t \quad (4)$$

with the weight vectors computed via:

$$\boldsymbol{\alpha}_t = \text{softmax}_t(\text{MLP}(\mathbf{h}_t)) \quad (5)$$

As an example, table 4 shows the full specification of the recurrent encoder as described in Chrupała et al. (2020).

## 5.3 Temporal and spatial localization

All the architectures described in sections 5.1 and 5.2 rely on encoding both the utterance and the image into a single vector, thus aggregating over the time and space dimensions and making the models incapable of associating regions of the images to spans of the audio signal. This limitation is addressed in Harwath et al. (2018b) by discarding the final pooling and fully connected layers of the visual encoder. The feature maps in the final convolutional layer of the resulting network can be directly related to the input image. Similarly, the audio encoder is modified such that it does no subsampling or pooling over the whole extent of the caption, and thus keeps temporal localization. The relations between regions in the image feature maps and the frames of the audio feature map are encoded in the so-called *matchmap* which is a three-dimensional tensor storing affinities between each point in the two-dimensional visual feature map and each frame in the one dimensional feature map of the audio signal. The values in this matchmap are then aggregated into an overall image-utterance similarity score needed by the objective in eq. (2), via a

<sup>11</sup>RHNs are a type of recurrent network which feature multiple so-called micro-steps between actual times-steps of the input. Subsequent work (e.g. Chrupała, 2019; Merks et al., 2019) has tended to replace RHNs with simpler layers such as (bidirectional) GRUs which have widely available optimized low-level CUDA support, making them much more efficient.

**DAVEnet**

Harwath et al. (2018b)

<https://github.com/dharwath/DAVEnet-pytorch>

Audio is converted to a spectrogram and processed via a CNN.

**ResDAVEnet-VQ**

Harwath et al. (2020)

<https://github.com/wnhsu/ResDAVEnet-VQ>

Audio is converted to a spectrogram and processed via a ResNet, with vector-quantization layers inducing discrete representations.

**Platalea**

Chrupala et al. (2020)

<https://github.com/spokenlanguage/platalea>

Audio is converted to MFCC features and processed via a stack of bidirectional GRUs, followed by attention pooling.

**Speech2image**

Merkx et al. (2019)

<https://github.com/DannyMerkx/speech2image>

Audio is converted to MFCC as well as a number of other audio feature types and processed via a stack of bidirectional GRUs, followed by attention pooling.

Figure 1: Overview of implementations of models of visually grounded spoken language learning.

scoring function. The one which tends to perform best is named MISA (for maximum over image, sum over audio) and it matches each frame in the audio feature map to the best image patch, and then averages over the whole utterance:

$$\text{MISA}(M) = \text{mean}_t \left( \max_{r,c} M_{r,c,t} \right), \quad (6)$$

where  $M$  is the matchmap,  $N_t$  is the number of audio frames, and  $r, c$  range over the spatial coordinates of the visual feature map.

## 5.4 End-to-end visual encoder

Unlike most previous and subsequent work, Harwath et al. (2018b) experiment not only with a pre-trained visual encoder, but also evaluate the performance of one trained from scratch only on the images in the Places dataset. As expected due to limited training data, the performance in this condition is substantially lower (see tables 6 and 7), but the experiment shows that it is feasible to trained a visually grounded model of spoken language entirely end-to-end.

## 6 Grounding in video

The majority of extant work on visual grounding of spoken language has used static images, due both to the wider availability of curated captioned image datasets, as well as the inherent complexity of modeling two weakly synchronized modalities in the temporal domain. However, for humans visual perception is inherently extended in time, and visual grounding of language based on still images is arguably suboptimal also from an engineering point of view. Many aspects of language are related to processes or actions evolving over time rather than static states and may be more naturally grounded in video. This intuition

has led to increasing interest in collecting video datasets coupled with spoken narratives and extending the modeling approaches to the video modality. This fast-developing area will likely see important advances in the immediate future: we thus do not attempt a detailed, definitive account of current modeling efforts here, but rather choose to provide a concise high-level overview.

**Single video frames** Boggust et al. (2019) tackle this challenge by focusing on the constrained domain of instructional cooking videos and explore the various degrees of supervision applied to sampling audio-visual fragments. The architecture itself does not attempt to model the temporal nature of video and simply applies DAVeNet to stills extracted from the video stream together with samples of audio. Even with no supervision (i.e. uniform sampling of still-audio pairs) the model does learn some cross-modal correlations. The loose synchrony between the two modalities, such that objects may be mentioned in the audio at a different point in time than they occur in the video, remains the main challenge for this approach.

**Video encoder** Rouditchenko et al. (2020) present an architecture (AVLNet) which does model the time dimension in the video stream: the network consists of an audio encoder (ResNet-based), a video encoder which combines 3D and 2D modeling (also ResNet-based), as well as an optional text encoder. This architecture is trained with a contrastive loss on randomly sampled audio-video fragments from the Howto100m dataset (Miech et al., 2019) consisting of 136 million video clips sourced from 1.22 million narrated instructional web videos. The model is evaluated on the video clip and language retrieval tasks on smaller video datasets annotated with clip boundaries and text summaries, and is shown to outperform previously proposed models which learn from textual transcriptions rather than audio. Qualitative analysis suggests that the model aligns semantically related audio and visual features to particular dimensions of the embedding space.

**Beyond instructional videos** The instructional videos used in the above-mentioned works are very specific and limited in the type of visual scenes and language they contain. These limitations are lessened in the Spoken Moments in Time dataset which contain over 500,000 different three-second videos depicting a broad range of different events, together with oral descriptions (Monfort et al., 2021). The authors show that a model trained on this dataset does indeed generalize better than those trained on other video-caption data, due to its large coverage, diversity and scale.

## 7 Variants and applications

The basic architectures described above have given rise to many variations tackling different additional aspects of visual grounding of spoken language. These include application to keyword spotting and speech-based retrieval, multilingual models, the use of auxiliary supervision, fine-grained localization and language unit discovery.

**Keyword spotting** One line of work, initiated by Kamper et al. (2017), uses the visual modality as a bridge to learn keyword spotting from untranscribed but visually grounded speech. The architecture consists of a (convolutional) audio encoder which is trained via the cross entropy loss to mimic the output of the softmax over labels of a pretrained image classification model, for the image paired with the spoken utterance. This enables the model, after training, to map spoken utterances to a bag-of-words representations, where the words are the labels used by the image classification system. This model can then act as a keyword-based retrieval method, where the goal is to find all the utterances in a candidate pool containing the keywords in a given query. The authors show that the mistakes made by this system are often based on meaning and not the sound of the words, for example mixing up the keywords *boys* and *children*. This makes the method effective as a semantic keyword spotter. This work has seen a number of follow-ups and extensions (e.g. Kamper and Roth, 2018; Kamper et al., 2019a,b; Olaleye et al., 2020).

**Multilinguality** The large majority of work on visually grounded models of spoken language have focused on a single language, and specifically on English. The most salient exception is Harwath et al. (2018a) who collect Hindi spoken captions for a subset of the Places images, and use this data and explore a multilingual architecture based on Harwath and Glass (2017), which projects images, English speech and Hindi speech into a joint semantic space via three separate encoders. They experiment with loss functions which combine ranking objectives in various configurations: for example rank English captions against an image, rank English captions against a Hindi caption, rank Hindi captions against an image, etc. They find that a multilingual model trained on both languages outperforms monolingual models, and also show the feasibility of semantic cross-lingual speech-to-speech retrieval using a multilingual model.

Havard et al. (2019a) create a dataset of synthetic Japanese captions, and show that visually grounded models of spoken language based on the recurrent encoder architecture and trained on English and Japanese captions learn to focus the self-attention weights on nouns more than to any other category of word. Additionally, the Japanese model also focuses on particles such as *ga* which indicate grammatical function, mimicking Japanese toddlers in this regard.

Ohishi et al. (2020b) collect a Japanese version of the Places audio captions in order to explore tri-lingual models and further Ohishi et al. (2020a) propose pair-expansion techniques for settings when captions are not aligned across languages. This dataset is not currently publicly available but the authors plan to release it in future.<sup>12</sup>

Kamper and Roth (2018) use the visual modality as a pivot to enable a cross-lingual task. In their case it is cross-lingual keyword-spotting: given a text keyword in one language, the task is to retrieve spoken utterances containing that keyword in another language. They adapt the approach of Kamper et al. (2017) to the setting of retrieving English spoken utterances using German text keywords.

**Auxiliary textual supervision** Several works have proposed including additional supervision signal into the basic visually-grounded speech scenario using textual data in some form. This idea departs somewhat from the premise of most other work discussed so far in that it relies on textual supervision to some extent. In some settings however, the availability of moderate amounts of text is a reasonable assumption. Chrupała (2019) demonstrates the use of speech transcriptions in a multi-task setup as a way of injecting an inductive bias to nudge the model towards learning more symbol-like representations. Pasad et al. (2019) use a very similar approach while specifically focusing on low-resource settings and testing the effect of varying the amount of textual supervision. Higy et al. (2020) investigate two forms of textual supervision in low-resource settings: transcriptions, and text translations. They also compare the multi-task learning approaches to simple pipeline architectures and find that in most cases pipeline is hard to improve on. Ilharco et al. (2019) propose to use a text-to-speech (TTS) system trained on transcribed speech to automatically generate large amounts of synthetic training material for a visually grounded speech model: they obtain substantial performance improvements using this approach.

**Fine-grained spatial localization** Pont-Tuset et al. (2020) ask annotators to orally describe an image while hovering their mouse over a relevant region of the image. This results in each audio segment being explicitly grounded in a specific portion of the image. The resulting dataset, Localized Narratives, consists of 849,000 images sourced from COCO, Flickr30k, and ADE20K (Zhou et al., 2019) and Open Images (Kuznetsova et al., 2020). Pont-Tuset et al. (2020) demonstrate the utility of this information for controlled image captioning in the written modality. However, it is clear that such alignments between audio and image regions would also be useful as an auxiliary supervision signal for visually grounded models of spoken language, as well as for analysis and evaluation of these architectures. A related dataset, with a similar potential, is Room-across-Room which has spoken navigation instructions that are temporally aligned with the guide’s 3D camera pose (Ku et al., 2020).

---

<sup>12</sup>David Harwath, personal communication.

**Unit discovery** An emerging trend in neural architectures, especially as applied to the speech signal, is the use of mechanisms to enable them to induce discrete, symbol-like internal representations, motivated by concepts such as phonemes and morphemes. Recent editions of the ZeroSpeech challenge (Dunbar et al., 2019) on unit discovery have featured many such approaches. In the visually-grounded setting, (Harwath et al., 2020) adopt the vector-quantization (VQ) approach proposed by van den Oord et al. (2017), inserting VQ layers at various points in the speech encoder. They analyze the nature of the learned discrete units. They see evidence that units at lower levels correspond roughly to phonemes while those at higher levels are more word-like. Anonymous (2021) carry out detailed analyses of a visually grounded model with VQ similar to (Harwath et al., 2020) as well as a self-supervised speech-only model of van Niekerk et al. (2020), testing the effect of codebooks size (i.e. the number of discrete units), as measured via several metrics. They show that the different evaluation metrics can give inconsistent results, and that while in general VQ-based discrete representations do correlate with units posited in linguistics, this correlation is moderate in strength at best.

**Speech-based image retrieval** Retrieval of images based on spoken captions often features are one of the motivations for visually grounded models of spoken language; image and/or caption retrieval has also served as the basis of the intrinsic evaluation metrics for these models (see section 8.1). In contrast, Sanabria et al. (2021) focus on speech-based image retrieval as *the* application of interest and carry out an extensive study of how this task is affected by encoder architectures and training and pre-training methodology. Their best configuration outperforms an ASR-based pipeline approach in cases when speech is spontaneous, accented, or otherwise challenging.

## 8 Evaluation metrics and analysis techniques

This section focuses on evaluation and analysis techniques for the second-wave systems. The evaluation of early models has some parallels, but the metrics are often very model-specific and are thus discussed in section 2.

The most widely used approach to measure the performance of visually grounded models of spoken language has been to use a set of metrics closely related to these model’s objective function, i.e. the triplet loss from eq. (2), but more clearly interpretable. We will refer to this set of metrics as *intrinsic*.

In addition, many works have proposed a variety of ways to analyze and evaluate the spoken utterance embeddings extrinsically, with reference to some external gold standard representations of phonological form, the lexicon or semantics. We will refer to these types of evaluations as *extrinsic*.

### 8.1 Intrinsic evaluation

The main metrics to evaluate intrinsic performance are based on setting up a retrieval task on the development and/or test set image-caption pairs. The learned embeddings are used to rank images with respect to a given caption, or rank captions with respect to a given image, and we measure the quality of the ranking by checking whether the true matches are top-ranked. For clarity, in the following we will refer to retrieving images associated with a given caption; the metrics work analogously for retrieving captions for an image.

Specifically, *recall@N* refers to looking at the top  $N$  images in the ranking, and calculating the proportion of the truly matching images captured within this set, averaged over the captions. *Median rank* refers to the position in the ranking of the truly matching image, taking the median of this number over the captions. A true match is determined by whether the caption and image are associated in the dataset: it should be noted that using this definition of true match will tend to underestimate the performance of the embeddings, as it is possible and not uncommon for multiple other images in the data to also be semantically closely associated with the given caption, even though they are not paired in the dataset. This can arise because there may be multiple images depicting quite similar situations.

System	Recall@1	Recall@5	Recall@10	Median rank
Harwath and Glass (2015)	-	-	0.179	-
Chrupała et al. (2017a)	0.055	0.163	0.253	48
Merkx et al. (2019)	0.084	0.257	0.376	21
Scholten et al. (2020)	0.107	0.292	0.402	18

Table 5: Overview of image retrieval performance on Flickr Audio Captions test data.

System	Recall@1	Recall@5	Recall@10
Harwath et al. (2016)	0.148	0.403	0.548
Harwath and Glass (2017)	0.161	0.404	0.564
Harwath et al. (2018b) MISA	0.200	0.469	0.604
Harwath et al. (2018b) MISA end-to-end	0.079	0.225	0.314
Khorrami and Räsänen (2021) CNN1	-	-	0.522

Table 6: Overview of caption retrieval performance on Places test data, with models trained on full Places training data. First four rows as reported in Harwath et al. (2018b).

According to these metrics, there has been substantial progress on the two most widely used datasets, Flickr Audio Captions and Places. Table 5 shows the results for image retrieval on Flickr as reported in a number of works since 2015 (caption retrieval numbers are not available for most of these systems). Tables 6 and 7 show the results for both caption and image retrieval on Places: note that here most of the numbers come from the experiments reimplemented on the complete data as reported by Harwath et al. (2018b), as the numbers reported in previous papers used different subset and/or split of the dataset.

## 8.2 Extrinsic evaluation

Neural network architectures such as those adopted for the recent work on visually grounded models of spoken language use many levels of hidden distributed representations. This often presents an obstacle when we want to understand what the models have learned and to control some aspect of their behavior. The solution has been to devise techniques for probing these representations and analyzing their relation to established units and representations from linguistics.

### 8.2.1 Phonological form

For the purpose of linguistic analysis the form of spoken utterances is often abstracted into a sequence of basic units known as phonemes. Phonemes are the smallest sound units specific to a language such that exchanging one phoneme for another can alter the meaning of the utterance, as in the following pair of

System	Recall@1	Recall@5	Recall@10
Harwath et al. (2016)	0.121	0.335	0.463
Harwath and Glass (2017)	0.130	0.378	0.542
Harwath et al. (2018b) MISA	0.127	0.375	0.528
Harwath et al. (2018b) MISA end-to-end	0.057	0.191	0.291
Khorrami and Räsänen (2021) CNN1	-	-	0.525

Table 7: Overview of image retrieval performance on Places test data, with models trained on full Places training data. First four rows as reported in Harwath et al. (2018b).

Spelling	A young woman riding a horse holding a flag.
IPA	əˈjʌŋˈwʊmənˈraɪdɪŋəˈhoʊsˈholdɪŋəˈflæɡ

Table 8: Phonological form (US-English) in the International Phonetic Alphabet for an example utterance. The symbol ' indicates that the following syllable is stressed.

English words: *pad-pat*. Table 8 shows an example utterance rendered in standard English spelling and a sequence of phonemic symbols.

Phonological form abstracts away much of the information present in the concrete waveform of an utterance, including speaker identity and demographic attributes, tone of voice including emotion, tempo, or environmental noise. We would expect that a visually grounded model trained on spoken image captions would also learn to abstract away these aspects of the audio signal, given that representing them is not useful to score well on the model’s objective function. Additionally, if linguistic theory is correct in positing that utterances are built up from phonemes, we may wonder whether models are able to discover this fact. For these reasons several works have proposed ways of testing the learned representations of visually grounded models of spoken language against ground-truth phonological forms; similar analyses have also been carried out for automatic speech recognition (ASR) models (Belinkov and Glass, 2017; Krug et al., 2018; Belinkov et al., 2019).

Analyzing and evaluating neural representations is a rapidly changing field and as such there are a variety of methodological proposals and results and there is no consensus so far on what the best practice should be. Below we outline the most prominent methods which have been applied to evaluating phonological forms in visually grounded models of spoken language. Note that most of these methods are quite generic and can be applied to units or representations other than phonological form, but here we focus on their use to probe for phonological information.

**Phoneme boundary detection** Harwath and Glass (2019) extract activations of the `conv2` layer of the model of Harwath et al. (2018b), correlate peaks in activation (after applying L2-norm across channels) with ground-truth phoneme boundaries in TIMIT, and find that the resulting phone boundary detection accuracy compares favorably with existing unsupervised methods. This suggests that utterances are implicitly segmented into phonemes within this architecture. These findings were partially corroborated by Khorrami and Räsänen (2021), with the proviso of rather lower scores and the fact that implicit phoneme segmentation is also present to a large extent in activations from untrained models, and thus is not fully due to learning, but simply to network dynamics.

**Diagnostic classifier (DC)** A common approach is to train a separate diagnostic model (or probe) which takes the representation learned by the target visually grounded model as input features and ground-truth phoneme labels as labels. This model’s accuracy on held-out data can be seen as a measure of the strength of encoding of phonology in the target representations. Alishahi et al. (2017) apply this idea to the model of Chrupała et al. (2017a) trained on the Synthetically Spoken COCO dataset. Overall, they find that phoneme representations are most salient in lower layers of the architecture, although they do persist even in the top layers. Chrupała et al. (2020) recommend to compare the accuracy of the diagnostic classifier on the target model to the accuracy on the untrained version of the target model: it is often the case that even the representations extracted from an untrained, randomly initialized model contain enough information to enable the diagnostic classifier to perform substantially above the majority baseline.

**ABX** The ABX discriminability metric was introduced by Schatz (2016) and used by Alishahi et al. (2017) to evaluate phoneme representations in the model of Chrupała et al. (2017a). It is based on triples of stimuli  $(A, B, X)$  where  $A$  and  $X$  belong to the same category and  $B$  and  $X$  belong to different categories. The ABX error is a function of  $d(A, X)$  and  $d(B, X)$  where  $d(\cdot, \cdot)$  is a distance metric for the representation

being evaluated:

$$\text{abx}(A, B, X) = \begin{cases} 1 & \text{if } d(A, X) > d(B, X) \\ \frac{1}{2} & \text{if } d(A, X) = d(B, X) \\ 0 & \text{otherwise} \end{cases} \quad (7)$$

In the case of phoneme discrimination, the categories are determined by ground-truth phoneme information: consider the case where  $A = tu$ ,  $B = du$  and  $X = ti$ . The task is to determine whether  $ti$  should be grouped with target  $tu$  or with  $du$ . The correct answer is  $tu$  since it only differs from  $ti$  by one phoneme and they form a minimal pair, while  $ti$  and  $du$  are not a minimal pair. Note that the target and distractor are typically matched on some attribute, in this case the context vowel. When applied to representations such as sequences of activation vectors, matching between stimuli is determined by computing pairwise distances. This can be done by first mean- or max-pooling the activations, and then calculating the cosine (or other) distance between the resulting vectors, or by directly computing the distance between two sequences of vectors using the dynamic time warping (DTW) algorithm. One feature of the ABX metric is that it is based on a set of tightly controlled stimuli. Alishahi et al. (2017) used synthetic audio; in other work such stimuli have been extracted from utterances using aligned phonemic transcriptions (Dunbar et al., 2019; Anonymous, 2021).

**RSA** Representational Similarity Analysis (RSA) originates in neuroscience (Kriegeskorte et al., 2008) where similarities or distances between pairs of stimuli are computed in two representation spaces: in our case these would be the activation space and the space of phonological forms. The correlation between these pairwise distance measurements shows the degree of alignment of these two spaces. Like ABX, this approach requires a distance metric for pairs of stimuli within each representation space: for the space of neural representations this distance can be computed as described above for the ABX metric; for the space of phonological forms a natural choice is (normalized) edit distance between pairs of phoneme sequences. Anonymous (2021) discuss the relation of ABX to the RSA, which can be seen as more general but less controlled distance-based method of evaluating representations against each other.

**Representation scope** Chrupała et al. (2020) point out that DC is usually applied at the local scope, i.e. to classify a single activation vector (corresponding to a single or a few frames of the audio), while the typical usage of RSA involves either pooling over the whole utterance, or using a distance metric which takes whole utterances into account such as DTW. They accordingly design a set of experiments which disentangle scope (local vs global) from the particular metric (DC vs RSA). They find out that in some scenarios the presence of pooling may alter the conclusions: for example for activations emerging in a visually grounded model of speech, a DC applied to local activations behaves differently from one applied to globally pooled activations.

**Phoneme encoding** Overall the application of the above metrics has led to the conclusion that phonological forms can, to a substantial degree, be decoded from or correlated with the activation patterns in visually grounded models of spoken language. There has been less consistency regarding which layers encode phonology best, and to which extent activations from untrained models also contain this information. Figure 2, reproduced from Chrupała et al. (2020), summarizes the findings applied to a GRU-based architecture trained on the Flickr Audio Captions dataset.

### 8.3 Lexicon

An important concept from linguistics is that of the lexicon, which can be defined as a mapping relating phonological forms with their meanings. The lexicon is posited to store those associations between forms and meanings which are non-compositional, i.e. such that the meaning cannot be straightforwardly predicted from the form. The content of the lexicon thus consists mostly of small, basic units such as morphemes and



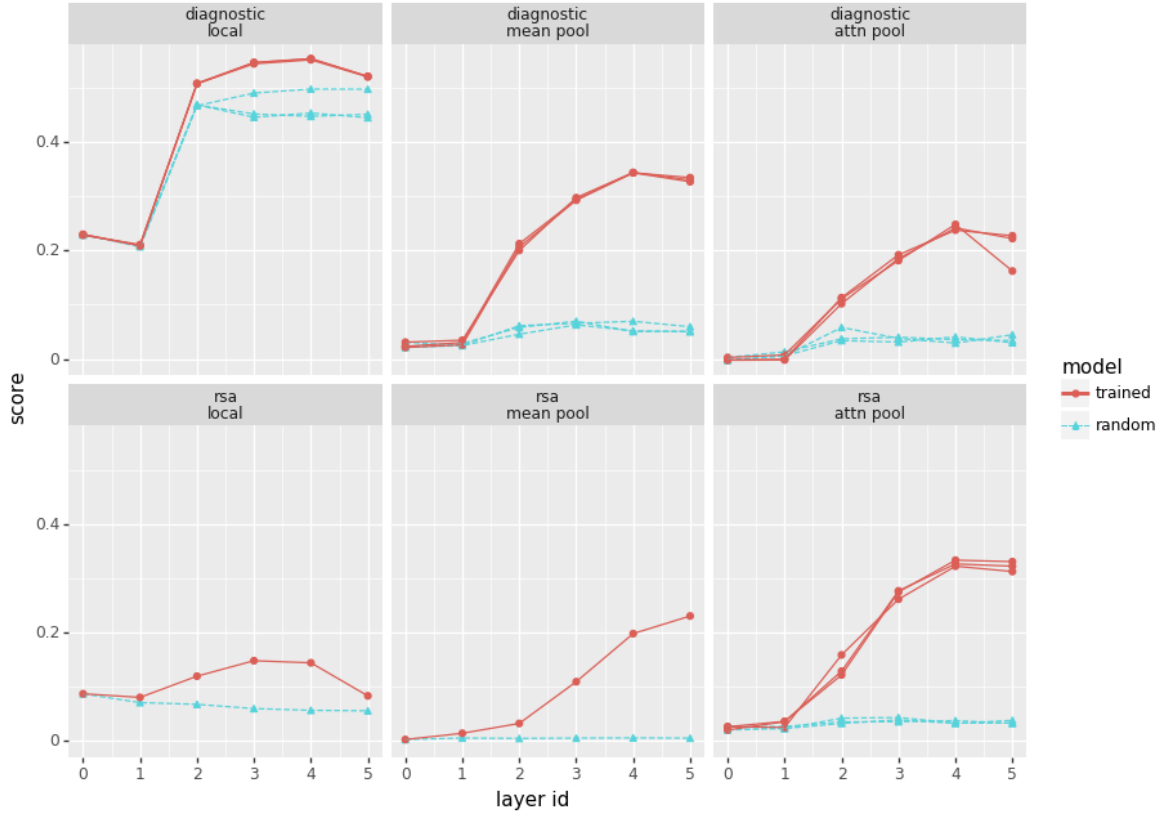


Figure 2: Results of the DC and RSA metrics applied to a visually grounded model of spoken language trained on Flickr Audio Captions. The score is relative error reduction DC and Pearson’s  $r$  for RSA. *Random* refers to activations from a randomly initialized but untrained target model. Figure adapted from Chrupała et al. (2020).

words. Given the lexicon and a set of rules of composition, the meanings of larger items such as phrases or sentences can be (largely) computed from the meanings of the constituent words. We may thus hypothesize that a model trained on the task of associating the acoustic signal of utterances with correlated visual features should learn a lexicon-like mapping between word-like segments in the audio modality, with feature bundles in the visual modality.

**Word presence** Chrupała et al. (2017a) probe for the encoding of lexicon in a rather simplistic fashion: they test whether the presence of individual words can be recovered from the utterance representations, without considering associations with meanings. Their probe is a Multi-Layer Perceptron classifier applied to the concatenation of the pooled activation vectors for a layer and a representation of the target word. For both synthetic and human speech they saw accuracies substantially above chance, with the strongest encoding in the middle recurrent layers.

**Word activation** Havard et al. (2019b) do not consider lexical mappings either, but focus on implicit segmentation and word activation, applying the so-called *gating paradigm* (i.e. progressive truncation of stimuli) borrowed from psycholinguistics to probe these phenomena in an architecture based on Chrupała et al. (2017a) as adapted in Havard et al. (2019a). They find that the initial segment of a word (e.g. /dʒə/ for *giraffe*) activates the corresponding visual concept, where concept activation is determined by image ranking performance on such truncated audio inputs.




Figure 3: Central image crops from several image clusters, along with the label of their most associated acoustic pattern cluster. Adapted from Harwath and Glass (2017).

**Word-object associations** Harwath and Glass (2017) take a different approach: they start with the basic architecture of Harwath et al. (2016) and complement it with a dedicated lexicon extraction component. It works by extracting candidate audio segments as well as candidate image regions, applying pruning to avoid too much overlap between candidates. Then the network (which is trained on the Places dataset in the regular fashion) computes pairwise similarities between each audio candidate and each visual candidate in the embedding space. The final step is to apply  $K$ -means clustering to each modality separately, and compute an audio-visual affinity between each pair of clusters by summing over the candidate pairwise similarities for items in the pair of clusters. As such, this approach is somewhat reminiscent of association mining techniques used in Roy and Pentland (2002); Yu et al. (2005). The resulting lexicon is evaluated in terms of cluster purity metrics as well as qualitatively. Figure 3 shows examples of lexical mappings obtained. As discussed in section 5.3, Harwath et al. (2018b) introduces an architecture which directly captures the associations between audio segments and image regions, via the *matchmap*. The matchmaps for a collection of caption-image pairs can then be clustered resulting in a audiovisual lexicon. Specifically, Birch clustering (Zhang et al., 1996) combined with agglomerative clustering results in a set of 135 lexical items associating words with objects: this was done with end-to-end version of the model, showing that a pre-trained image encoder does not play a role in the discovery of this lexicon.

## 8.4 Semantics

Compared to phonology and lexicon, there has been somewhat less work on extrinsic evaluation of utterance embeddings from visually grounded models of spoken language. On the one hand this is due to the fact that intrinsic metrics capture at least the visual, task-specific aspects of semantics already. On the other hand it may be due to the relative paucity of ground-truth annotations of meaning compared to the easy availability of phonemic transcriptions and dictionaries.

**Correlation with human judgments** Chrupała et al. (2017a) adapt the paradigm of correlating pairwise sentence similarities in the embedding space with sentence similarities as elicited from human judges: this is essentially the same method as RSA discussed in section 8.2.1, applied to semantics. They use an existing dataset of human sentence similarity judgments, SICK (Marelli et al., 2014), synthesize spoken versions of the stimuli, and apply the test to a model trained on Synthetically Spoken COCO. They find a substantial correlation for the top layers of this model, much above that for mean-pooled MFCC vectors, but also much lower than for the corresponding models trained on written captions.

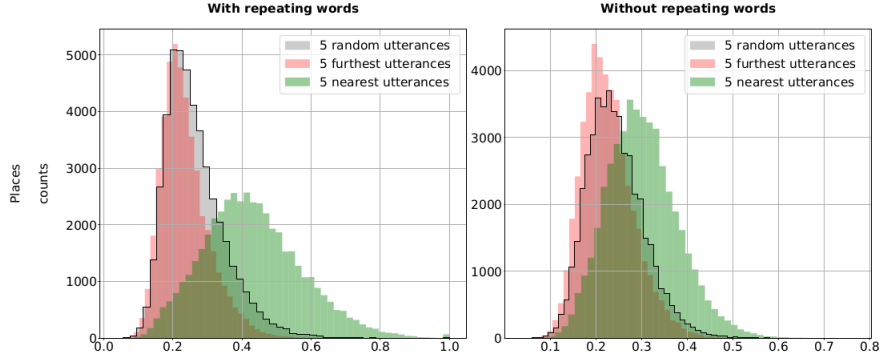


Figure 4: Semantic relatedness scores (SRS) for speech-to-speech retrieval for the CNN1 model of Khorrami and Räsänen (2021). Scores are computed between query utterances and the five nearest, the five most distant, and five random captions collected for all test utterances. Figure adapted from Khorrami and Räsänen (2021).

**Evaluation based on Word2Vec** An alternative approach which is easier to apply to human speech was proposed by Khorrami and Räsänen (2021) and involves using automatically computed pairwise sentence similarities derived from a text-based model as the proxy for human similarity judgments of semantic relatedness. The automatic *semantic relatedness score* (*SRS*) is based on word-word similarity scores as given by Word2Vec (Mikolov et al., 2013) embedding vectors and defined as follows:

$$SRS(r, c) = \text{mean}_i \left( \max_j S_{w2v}(r_i, c_j) \right) \quad (8)$$

where  $r$  (reference) and  $c$  (candidate) are captions in their written form (excluding function words) and  $S_{w2v}$  denotes the Word2Vec similarity score: thus for each word of the utterance  $r$  we select the score of the most similar word of utterance  $c$  and average over these scores. The evaluation consists in computing the SRS scores between captions corresponding to five closest, five furthest and five random candidate audio embeddings for each reference utterance from the test set. Their results suggest that visually grounded models of spoken language learn substantial amounts of the type of distributional semantics that Word2Vec captures: fig. 4 shows the score distributions for the Places dataset.

**Encoding of semantics** Currently our understanding of how and to what extent semantics is captured by embeddings from visually grounded models of spoken languages is still limited. It does seem that substantial semantic information is captured, but it is not clear how task specific it is, and how much of it is due to network dynamics as opposed to learning.

## 9 Conclusion

We have surveyed the developments in approaches to modeling visual grounding for spoken language since early 2000s. We have seen that the first wave of interest in this problem came mostly from the field of cognitive science and used small-scale datasets and modular architectures to come up with proof-of-concept systems and answer questions mainly centered on understanding language learning in human children. This phase was followed by a second wave of interest largely driven by the collection of larger-scale datasets, and the application of increasingly end-to-end neural architectures, with less human-centered and more AI centered research questions in mind. Nevertheless, interest in understanding the relation between representations learned by visually grounded neural models of spoken language and the central concepts from linguistics has persisted and has led to many studies focused olargely on analytical techniques and insights to be gained from their application.

## 9.1 Challenges for the future

While much progress has been made on developing visually grounded neural models of spoken language and understanding their behavior, major challenges remain.

**Generalization** Current approaches to evaluation focus on retrieval tasks closely related to the objective functions used to train the models, and on evaluation data from the same distribution as the training data. The danger with optimizing evaluation scores in this way is that the research community overfits to these specifics. The scores may keep going up, but that does not mean that our models generalize beyond these tasks and especially beyond captioning datasets. Development of more robust approaches to evaluation is an urgent task.

**Ecological validity** From the point of view of applying these systems to mimic human language acquisition, one issue is the lack of ecological validity of current datasets. The language of captioning datasets is clearly quite specialized, features reduced vocabulary, a restricted range of syntactic structures, and focuses on particular types of meanings. Images and their captions are guaranteed to be quite closely related, and confounds between semantics and non-semantic features of the audio are mostly absent. If we want a more realistic picture of the capabilities of our models we need to train them on data which more closely resembles naturally co-occurring language and visual information. One step in this direction is the use of videos rather than captioned static images, but current video datasets such as Howto100m are still very specific and restricted in their domain.

**Grounded and non-grounded language** Current approaches have focused almost exclusively on the purely visually grounded scenarios. However, both humans and text-based language models typically acquire as much or more of their knowledge of language without grounding, purely from language-internal co-occurrence statistics, via some kind of self-supervision. We foresee that combining supervision from the visual modality with self-supervision will become an important development for the field in the near future. More speculatively, other supervision signals, especially interaction and grounding in dialog, would also be interesting avenues to explore.

## 10 Acknowledgements

This survey has been greatly improved thanks to suggestions, corrections and other feedback from David Harwath, William Havard, Lieke Gelderloos, Bertrand Higy and Afra Alishahi. Thank you!

## References

- Alishahi, A., Barking, M., and Chrupała, G. (2017). Encoding of phonology in a recurrent neural model of grounded speech. In *Proceedings of the 21st Conference on Computational Natural Language Learning (CoNLL 2017)*, pages 368–378, Vancouver, Canada. Association for Computational Linguistics.
- Anonymous (2021). Discrete representations in neural models of spoken language. Anonymous preprint [https://openreview.net/forum?id=ShVI\\_e0NuB4](https://openreview.net/forum?id=ShVI_e0NuB4).
- Baker, R. and Hazan, V. (2010). Lucid: a corpus of spontaneous and read clear speech in british english. In *DiSS-LPSS Joint Workshop 2010*.
- Belinkov, Y., Ali, A., and Glass, J. (2019). Analyzing phonetic and graphemic representations in end-to-end automatic speech recognition. *Interspeech 2019*.

- Belinkov, Y. and Glass, J. (2017). Analyzing hidden representations in end-to-end automatic speech recognition systems. In *Proceedings of the 31st International Conference on Neural Information Processing Systems*, pages 2438–2448.
- Bernardi, R., Cakici, R., Elliott, D., Erdem, A., Erdem, E., Ikizler-Cinbis, N., Keller, F., Muscat, A., and Plank, B. (2016). Automatic description generation from images: A survey of models, datasets, and evaluation measures. *Journal of Artificial Intelligence Research*, 55:409–442.
- Boggust, A. W., Audhkhasi, K., Joshi, D., Harwath, D., Thomas, S., Feris, R. S., Gutfreund, D., Zhang, Y., Torralba, A., Picheny, M., et al. (2019). Grounding spoken words in unlabeled video. In *CVPR Workshops*, pages 29–32.
- Brown, P. F., Della Pietra, S. A., Della Pietra, V. J., and Mercer, R. L. (1993). The mathematics of statistical machine translation: Parameter estimation. *Computational Linguistics*, 19(2):263–311.
- Chrupała, G. (2019). Symbolic inductive bias for visually grounded learning of spoken language. In *Proceedings of the 57th Annual Meeting of the Association for Computational Linguistics*, pages 6452–6462, Florence, Italy. Association for Computational Linguistics.
- Chrupała, G., Gelderloos, L., and Alishahi, A. (2017a). Representations of language in a model of visually grounded speech signal. In *Proceedings of the 55th Annual Meeting of the Association for Computational Linguistics (Volume 1: Long Papers)*, pages 613–622, Vancouver, Canada. Association for Computational Linguistics.
- Chrupała, G., Gelderloos, L., and Alishahi, A. (2017b). Synthetically spoken COCO. <https://doi.org/10.5281/zenodo.794832>.
- Chrupała, G., Higy, B., and Alishahi, A. (2020). Analyzing analytical methods: The case of phonology in neural models of spoken language. In *Proceedings of the 58th Annual Meeting of the Association for Computational Linguistics*, pages 4146–4156, Online. Association for Computational Linguistics.
- Chung, J., Gulcehre, C., Cho, K., and Bengio, Y. (2014). Empirical evaluation of gated recurrent neural networks on sequence modeling.
- Deng, J., Dong, W., Socher, R., Li, L.-J., Li, K., and Fei-Fei, L. (2009). Imagenet: A large-scale hierarchical image database. In *2009 IEEE conference on computer vision and pattern recognition*, pages 248–255. Ieee.
- Dunbar, E., Algayres, R., Karadayi, J., Bernard, M., Benjumea, J., Cao, X.-N., Miskic, L., Dugrain, C., Ondel, L., Black, A. W., et al. (2019). The zero resource speech challenge 2019: Tts without t. *arXiv preprint arXiv:1904.11469*.
- Garofolo, J. S., Lamel, L. F., Fisher, W. M., Fiscus, J. G., and Pallett, D. S. (1993). DARPA TIMIT acoustic-phonetic continuous speech corpus CD-ROM. NIST speech disc 1-1.1. NASA STI/Recon Technical Report N.
- Gelderloos, L. and Chrupała, G. (2016). From phonemes to images: levels of representation in a recurrent neural model of visually-grounded language learning. In *Proceedings of COLING 2016, the 26th International Conference on Computational Linguistics: Technical Papers*, pages 1309–1319, Osaka, Japan. The COLING 2016 Organizing Committee.
- Girshick, R., Donahue, J., Darrell, T., and Malik, J. (2014). Rich feature hierarchies for accurate object detection and semantic segmentation. In *Proceedings of the IEEE conference on computer vision and pattern recognition*, pages 580–587.

- Harwath, D., Chuang, G., and Glass, J. (2018a). Vision as an interlingua: Learning multilingual semantic embeddings of untranscribed speech. In *2018 IEEE International Conference on Acoustics, Speech and Signal Processing (ICASSP)*, pages 4969–4973. IEEE.
- Harwath, D. and Glass, J. (2015). Deep multimodal semantic embeddings for speech and images. In *2015 IEEE Workshop on Automatic Speech Recognition and Understanding (ASRU)*, pages 237–244. IEEE.
- Harwath, D. and Glass, J. (2017). Learning word-like units from joint audio-visual analysis. In *Proceedings of the 55th Annual Meeting of the Association for Computational Linguistics (Volume 1: Long Papers)*, pages 506–517, Vancouver, Canada. Association for Computational Linguistics.
- Harwath, D. and Glass, J. (2019). Towards visually grounded sub-word speech unit discovery. In *ICASSP 2019-2019 IEEE International Conference on Acoustics, Speech and Signal Processing (ICASSP)*, pages 3017–3021. IEEE.
- Harwath, D., Hsu, W., and Glass, J. R. (2020). Learning hierarchical discrete linguistic units from visually-grounded speech. In *8th International Conference on Learning Representations, ICLR 2020, Addis Ababa, Ethiopia, April 26-30, 2020*. OpenReview.net.
- Harwath, D., Recasens, A., Surís, D., Chuang, G., Torralba, A., and Glass, J. (2018b). Jointly discovering visual objects and spoken words from raw sensory input. In *Proceedings of the European conference on computer vision (ECCV)*, pages 649–665.
- Harwath, D., Torralba, A., and Glass, J. (2016). Unsupervised learning of spoken language with visual context. In *Advances in Neural Information Processing Systems*, pages 1858–1866.
- Havard, W., Besacier, L., and Rosec, O. (2017). SPEECH-COCO: 600k visually grounded spoken captions aligned to MSCOCO data set. Preprint: <https://arxiv.org/abs/1707.08435>.
- Havard, W. N. and Besacier, L. (2017). SPEECH-COCO. <https://doi.org/10.5281/zenodo.4282267>.
- Havard, W. N., Chevrot, J.-P., and Besacier, L. (2018). Synthetically spoken STAIR. <https://doi.org/10.5281/zenodo.1495070>.
- Havard, W. N., Chevrot, J.-P., and Besacier, L. (2019a). Models of visually grounded speech signal pay attention to nouns: a bilingual experiment on English and Japanese. In *ICASSP 2019-2019 IEEE International Conference on Acoustics, Speech and Signal Processing (ICASSP)*, pages 8618–8622. IEEE.
- Havard, W. N., Chevrot, J.-P., and Besacier, L. (2019b). Word recognition, competition, and activation in a model of visually grounded speech. In *Proceedings of the 23rd Conference on Computational Natural Language Learning (CoNLL)*, pages 339–348, Hong Kong, China. Association for Computational Linguistics.
- He, K., Zhang, X., Ren, S., and Sun, J. (2016). Deep residual learning for image recognition. In *Proceedings of the IEEE conference on computer vision and pattern recognition*, pages 770–778.
- Higy, B., Elliott, D., and Chrupala, G. (2020). Textual Supervision for Visually Grounded Spoken Language Understanding. In *Findings of the Association for Computational Linguistics: EMNLP 2020*, pages 2698–2709, Online. Association for Computational Linguistics.
- Hsu, W.-N., Harwath, D., and Glass, J. (2019). Transfer Learning from Audio-Visual Grounding to Speech Recognition. In *Proc. Interspeech 2019*, pages 3242–3246.
- Hsu, W.-N., Harwath, D., Song, C., and Glass, J. (2020). Text-free image-to-speech synthesis using learned segmental units. Preprint: <https://arxiv.org/abs/2012.15454>.

- Ilharco, G., Zhang, Y., and Baldridge, J. (2019). Large-scale representation learning from visually grounded untranscribed speech. In *Proceedings of the 23rd Conference on Computational Natural Language Learning (CoNLL)*, pages 55–65, Hong Kong, China. Association for Computational Linguistics.
- Kamper, H., Anastassiou, A., and Livescu, K. (2019a). Semantic query-by-example speech search using visual grounding. In *ICASSP 2019-2019 IEEE International Conference on Acoustics, Speech and Signal Processing (ICASSP)*, pages 7120–7124. IEEE.
- Kamper, H. and Roth, M. (2018). Visually grounded cross-lingual keyword spotting in speech. In *Proc. The 6th Intl. Workshop on Spoken Language Technologies for Under-Resourced Languages*, pages 253–257.
- Kamper, H., Settle, S., Shakhnarovich, G., and Livescu, K. (2017). Visually grounded learning of keyword prediction from untranscribed speech. In *Interspeech*, pages 3677–3681.
- Kamper, H., Shakhnarovich, G., and Livescu, K. (2019b). Semantic speech retrieval with a visually grounded model of untranscribed speech. *IEEE/ACM Transactions on Audio, Speech and Language Processing (TASLP)*, 27(1):89–98.
- Karpathy, A. and Fei-Fei, L. (2015). Deep visual-semantic alignments for generating image descriptions. In *IEEE Conference on Computer Vision and Pattern Recognition (CVPR)*.
- Karpathy, A., Joulin, A., and Fei-Fei, L. (2014). Deep fragment embeddings for bidirectional image sentence mapping. In *Proceedings of the 27th International Conference on Neural Information Processing Systems-Volume 2*, pages 1889–1897.
- Khorrami, K. and Räsänen, O. (2021). Can phones, syllables, and words emerge as side-products of cross-situational audiovisual learning? - a computational investigation. Preprint [psyarxiv.com/37zn](https://psyarxiv.com/37zn).
- Kriegeskorte, N., Mur, M., and Bandettini, P. A. (2008). Representational similarity analysis-connecting the branches of systems neuroscience. *Frontiers in systems neuroscience*, 2:4.
- Krug, A., Knaebel, R., and Stober, S. (2018). Neuron activation profiles for interpreting convolutional speech recognition models. In *NeurIPS Workshop on Interpretability and Robustness in Audio, Speech, and Language (IRASL)*.
- Ku, A., Anderson, P., Patel, R., Ie, E., and Baldridge, J. (2020). Room-across-room: Multilingual vision-and-language navigation with dense spatiotemporal grounding. In *Proceedings of the 2020 Conference on Empirical Methods in Natural Language Processing (EMNLP)*, pages 4392–4412, Online. Association for Computational Linguistics.
- Kuznetsova, A., Rom, H., Alldrin, N., Uijlings, J., Krasin, I., Pont-Tuset, J., Kamali, S., Popov, S., Mallocci, M., Kolesnikov, A., et al. (2020). The open images dataset v4. *International Journal of Computer Vision*, pages 1–26.
- Lin, T.-Y., Maire, M., Belongie, S., Hays, J., Perona, P., Ramanan, D., Dollár, P., and Zitnick, C. L. (2014). Microsoft COCO: Common objects in context. In *European conference on computer vision*, pages 740–755. Springer.
- Marelli, M., Menini, S., Baroni, M., Bentivogli, L., Bernardi, R., and Zamparelli, R. (2014). A sick cure for the evaluation of compositional distributional semantic models. In *Proceedings of the Ninth International Conference on Language Resources and Evaluation (LREC’14)*, pages 216–223.
- Merkx, D., Frank, S. L., and Ernestus, M. (2019). Language Learning Using Speech to Image Retrieval. In *Proc. Interspeech 2019*, pages 1841–1845.

- Miech, A., Zhukov, D., Alayrac, J.-B., Tapaswi, M., Laptev, I., and Sivic, J. (2019). Howto100m: Learning a text-video embedding by watching hundred million narrated video clips. In *Proceedings of the IEEE/CVF International Conference on Computer Vision*, pages 2630–2640.
- Mikolov, T., Chen, K., Corrado, G., and Dean, J. (2013). Efficient estimation of word representations in vector space. In *1st International Conference on Learning Representations (ICLR 2013)*.
- Monfort, M., Jin, S., Liu, A., Harwath, D., Feris, R., Glass, J., and Oliva, A. (2021). Spoken moments: Learning joint audio-visual representations from video descriptions. In *Proceedings of the IEEE/CVF Conference on Computer Vision and Pattern Recognition (CVPR)*.
- Mukherjee, N. and Roy, D. (2003). A visual context-aware multimodal system for spoken language processing. In *Eighth European Conference on Speech Communication and Technology*.
- Ohishi, Y., Kimura, A., Kawanishi, T., Kashino, K., Harwath, D., and Glass, J. (2020a). Pair expansion for learning multilingual semantic embeddings using disjoint visually-grounded speech audio datasets. In *Proc. Interspeech 2020*, pages 1486–1490.
- Ohishi, Y., Kimura, A., Kawanishi, T., Kashino, K., Harwath, D., and Glass, J. (2020b). Trilingual semantic embeddings of visually grounded speech with self-attention mechanisms. In *ICASSP 2020-2020 IEEE International Conference on Acoustics, Speech and Signal Processing (ICASSP)*, pages 4352–4356. IEEE.
- Olaleye, K., van Niekerk, B., and Kamper, H. (2020). Towards localisation of keywords in speech using weak supervision. ArXiv preprint: <https://arxiv.org/abs/2012.07396>.
- Pasad, A., Shi, B., Kamper, H., and Livescu, K. (2019). On the Contributions of Visual and Textual Supervision in Low-Resource Semantic Speech Retrieval. In *Proc. Interspeech 2019*, pages 4195–4199.
- Paul, D. B. and Baker, J. (1992). The design for the wall street journal-based csr corpus. In *Speech and Natural Language: Proceedings of a Workshop Held at Harriman, New York, February 23-26, 1992*.
- Pont-Tuset, J., Uijlings, J., Changpinyo, S., Soricut, R., and Ferrari, V. (2020). Connecting vision and language with localized narratives. In *ECCV*.
- Rashtchian, C., Young, P., Hodosh, M., and Hockenmaier, J. (2010). Collecting image annotations using Amazon’s Mechanical Turk. In *Proceedings of the NAACL HLT 2010 Workshop on Creating Speech and Language Data with Amazon’s Mechanical Turk*, pages 139–147, Los Angeles. Association for Computational Linguistics.
- Rouditchenko, A., Boggust, A., Harwath, D., Joshi, D., Thomas, S., Audhkhasi, K., Feris, R., Kingsbury, B., Picheny, M., Torralba, A., et al. (2020). Avlnet: Learning audio-visual language representations from instructional videos.
- Roy, D. (1999). *Learning from sights and sounds: A computational model*. PhD thesis, MIT Media Laboratory.
- Roy, D. (2003). Grounded spoken language acquisition: Experiments in word learning. *IEEE Transactions on Multimedia*, 5(2):197–209.
- Roy, D. and Mukherjee, N. (2005). Towards situated speech understanding: Visual context priming of language models. *Computer Speech & Language*, 19(2):227–248.
- Roy, D. K. and Pentland, A. P. (2002). Learning words from sights and sounds: A computational model. *Cognitive science*, 26(1):113–146.



- Sanabria, R., Waters, A., and Baldridge, J. (2021). Talk, don’t write: A study of direct speech-based image retrieval. Preprint: <https://arxiv.org/abs/2104.01894>.
- Schatz, T. (2016). *ABX-discriminability measures and applications*. PhD thesis, Université Paris 6 (UPMC).
- Scholten, S., Merx, D., and Scharenborg, O. (2020). Learning to recognise words using visually grounded speech. Preprint: <https://arxiv.org/abs/2006.00512>.
- Simonyan, K. and Zisserman, A. (2015). Very deep convolutional networks for large-scale image recognition. Preprint: <https://arxiv.org/abs/1409.1556>.
- Synnaeve, G., Versteegh, M., and Dupoux, E. (2014). Learning words from images and speech. In *NIPS Workshop on Learning Semantics*.
- van den Oord, A., Vinyals, O., and Kavukcuoglu, K. (2017). Neural discrete representation learning. In *Proceedings of the 31st International Conference on Neural Information Processing Systems*, pages 6309–6318.
- van Niekirk, B., Nortje, L., and Kamper, H. (2020). Vector-quantized neural networks for acoustic unit discovery in the zerospeech 2020 challenge. Preprint: <https://arxiv.org/abs/2005.09409>.
- Yoshikawa, Y., Shigeto, Y., and Takeuchi, A. (2017). STAIR captions: Constructing a large-scale Japanese image caption dataset. In *Proceedings of the 55th Annual Meeting of the Association for Computational Linguistics (Volume 2: Short Papers)*, pages 417–421, Vancouver, Canada. Association for Computational Linguistics.
- Yu, C. and Ballard, D. H. (2004). A multimodal learning interface for grounding spoken language in sensory perceptions. *ACM Transactions on Applied Perception (TAP)*, 1(1):57–80.
- Yu, C., Ballard, D. H., and Aslin, R. N. (2005). The role of embodied intention in early lexical acquisition. *Cognitive science*, 29(6):961–1005.
- Zhang, T., Ramakrishnan, R., and Livny, M. (1996). Birch: an efficient data clustering method for very large databases. *ACM sigmod record*, 25(2):103–114.
- Zhou, B., Lapedriza, A., Xiao, J., Torralba, A., and Oliva, A. (2014). Learning deep features for scene recognition using places database. In *Advances in Neural Information Processing Systems 27 (NIPS)*. Neural Information Processing Systems Foundation.
- Zhou, B., Zhao, H., Puig, X., Xiao, T., Fidler, S., Barriuso, A., and Torralba, A. (2019). Semantic understanding of scenes through the ade20k dataset. *International Journal of Computer Vision*, 127(3):302–321.
- Zilly, J. G., Srivastava, R. K., Koutník, J., and Schmidhuber, J. (2017). Recurrent highway networks. In *International Conference on Machine Learning*, pages 4189–4198. PMLR.