

Document Structure aware Relational Graph Convolutional Networks for Ontology Population

Abhay M Shalghar^{1*}, Ayush Kumar^{1*}, Balaji Ganesan²,
Aswin Kannan², and Shobha G¹

¹ RV College of Engineering, Bengaluru, India
{abhayms.cs18, ayushkumar.cs18, shobhag}@rvce.edu.in
² IBM Research, Bengaluru, India
{bganesa1, aswkanna}@in.ibm.com

Abstract. Ontologies comprising of concepts, their attributes, and relationships, form the quintessential backbone of many knowledge based AI systems. These systems manifest in the form of question-answering or dialogue in number of business analytics and master data management applications. While there have been efforts towards populating domain specific ontologies, we examine the role of document structure in learning ontological relationships between concepts in any document corpus. Inspired by ideas from hypernym discovery and explainability, our method performs about 15 points more accurate than a stand-alone R-GCN model for this task.

Keywords: Graph Neural Networks · Information Retrieval · Ontology Population

1 Introduction

Ontology induction (creating an ontology) and ontology population (populating ontology with instances of concepts and relations) are important tasks in knowledge based AI systems. While the focus in recent years has shifted towards automatic knowledge base population and individual tasks like entity recognition, entity classification, relation extraction among other things, there are infrequent advances in ontology related tasks.

Ontologies are usually created manually and tend to be domain specific i.e. meant for a particular industry. For example, there are large standard ontologies like Snomed for healthcare, and FIBO for finance. However there are also requirements that are common across different industries like data protection, privacy and AI fairness. Alternatively ontologies could be derived from a knowledge base population pipeline like the one shown in Figure 1b. With the introduction of regulations like GDPR and CCPA to protect personal data and secure privacy, there is a need for smaller general purpose ontologies that enable applications like question answering on personal data.

* Equal Contribution

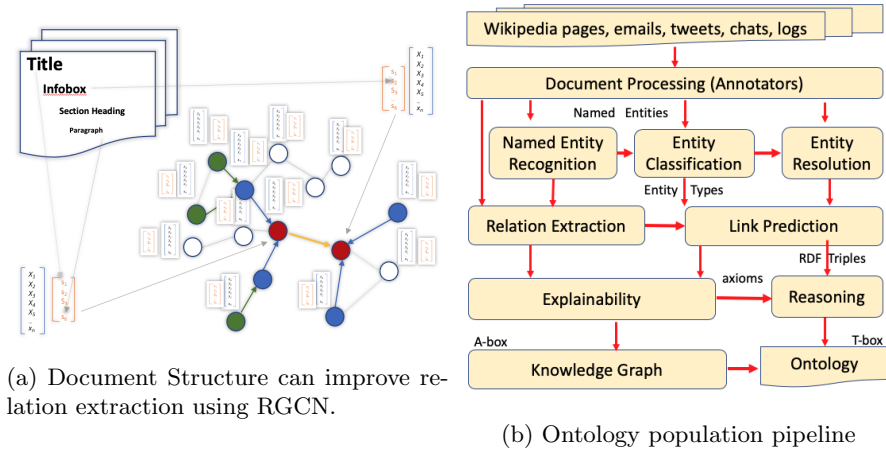


Fig. 1: Data Structure based improvements to information extraction tasks

However, creating and maintaining ontologies and related knowledge graphs is a laborious process. There have been few efforts in recent years to automate this particular task in ontology and knowledge graph population. [4] introduced constraints on relations that should be part of ontologies. [9] et al proposed a method for Link Prediction in n-ary relational data. [16] used a R-GCN model for the related task of taxonomy expansion. We continue with the recent trend to use R-GCN to predict relation type (link type prediction) between entities.

In this work, we focus on relation extraction using relational graph neural networks (RGCN) for ontology population, and introduce ideas from symbolic systems that can improve neural model performance. These ideas stem from observations of how people tend to use ontologies and knowledge based systems in industrial and academic datasets. Many of these datasets have been derived from formatted documents, but the document structure information is often discarded by converting to triples and other dataset formats.

We conducted a case study in the related domain of information retrieval which showed promising results when the index is optimised with document structure and ontological concepts. So for the relation extraction task, as shown in Figure 1a instead of starting from plain text sentences, we explore incorporating the *document structure* information to improve accuracy in R-GCN models.

We summarize our contributions in this work as follows:

- We propose a document structure measure (DSM) similar to other measures in hypernymy discovery to model ontological relationships between entities in documents.
- We experiment with different methods to incorporate the DSM vectors in state of the art relational graph convolutional networks and share our results.

2 Related Work

2.1 Hypernym Discovery

Annotating data and deciphering relationships is a key task in the field of text analytics. Hypernym discovery deduces “is-a” relationship between any two terms in a document corpus, thereby falling into the scope of several other applications in Natural Language Processing including entailment and co-reference resolution.

A number of supervised methods have been proposed for this problem [18,10]. Some unsupervised methods too [17] have seen to demonstrate promising performance in select domains. One recent work [2] in the context of land surveying addressed these issues in a purely rule based framework. This rests on using word similarities and co-occurrence frequency in deciphering the hierarchical relationship between any two terms.

There has been an exploration of using hierarchical Structures for hypernym discovery in [22]. [4] incorporated hierarchy for relation extraction in Ontology Population.

2.2 Ontology Population

[5] present a rule based system that can be used to extract document structure as well annotate personal data entities in unstructured data. [4] incorporated hierarchy for relation extraction in Ontology Population. Our document structure measures differs from such works in that these don’t just capture hierarchy but are very general and encompass document summary, section titles, bulleted lists, highlighted text, info box etc. We also extend this concept of document structure to personal data (binary).

[6] described a method to use rule based systems along with a neural model to improve fine grained entity classification. [19] described a method to augment the training data for better personal knowledge base population. [7] uses graph neural networks to predict missing links between people in a property graph.

2.3 Extracting Document Structure

[5] presented a System T method of rule based information extraction. They have also shown a way to determine if the extraction information is relevant to a domain or otherwise [20]. Recent work [12] has specifically dealt with extracting titles, section and subsection headings, paragraphs, and sentences from large documents. Additionally [1] extracts structure and concepts from html documents in compliance specific applications. We deploy bases from [1,12] to automate our process of document structure discovery and annotations.

2.4 Graph Neural Networks

Models making use of dependency parses of the input sentences, or dependency-based models, have proven to be very effective in relation extraction, as they

can easily capture long-range syntactic relations. [23] proposed an extension of graph convolutional network that is tailored for relation extraction. Their model encodes the dependency structure over the input sentence with efficient graph convolution operations, then extracts entity-centric representations to make robust relation predictions. Hierarchical relation embedding (HRE) focuses on the latent hierarchical structure from the data. [4] introduced neighbourhood constraints in node-proximity-based or translational methods.

Finally, ontologies enable a number of applications in Business Analytics and Master Data Management by enabling Natural Language Querying [14] and Reasoning solutions on top of large data [11].

3 Case study

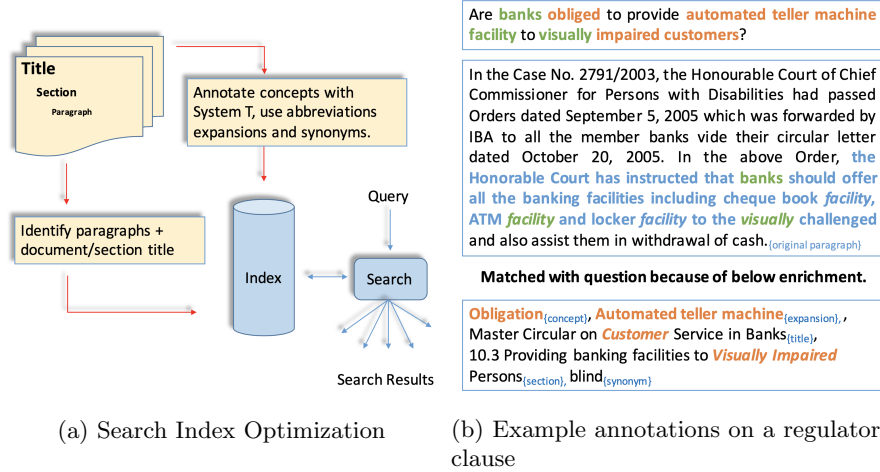


Fig. 2: Case study to study the effect of adding document structure information to a search index.

[1] and [8] proposed a search based question answering systems that uses an ontology based approach to integrate information from multiple sources. In this section, we describe a case-study we conducted to evaluate the impact of document structure in search performance. In our search index, the documents are predominantly paragraphs, lists, infobox and other parts of the document rather than the whole document. This is to enable answer sentence selection on the top search result, rather the expensive training required for more complex question answering systems.

As shown in Table 1b, we observed that merely adding titles and keywords from the section and subsection headings of regulatory documents, added more

context to clauses and improved search on those documents. We provide more details on the case study in the supplementary material.

We observe that enriching the search index with details of the document structure, improved question answering on regulatory documents. Unlike news corpus or web scale knowledge graphs, populating a domain specific knowledge graph is non-trivial. Hence incorporating other easily available information like document structure, seems a promising approach.

In the Anu Question answering system, we indexed regulatory documents from the financial industry. As explained in 3, we indexed paragraphs, lists, infobox and other parts of a regulatory document rather than the whole document. We then proceeded to enrich these paragraphs with the document title, section and subsection headings, among other things.

The search index optimization system we developed is as shown in Figure 2a. The questions and answers for this case study were provided by subject matter experts. The task for the human annotators in the case study was to verify if the paragraphs in the search results contained the answers provided by subject matter experts.

		Metric	Baseline After SIO	
Number of Regulatory Documents	4	Hits	87	86
Number of paragraphs in the index	2800	Hits @ 1	29	36
Total Questions available	135	Hits @ 10	73	75
Questions used for evaluation	94	% Precision at 1	30.85	38.30
Questions in hold-out set	41	% Precision at 10	77.66	79.79

(a) Dataset used in the case study

(b) Effect of document structure

Table 1: Data Structure based improvements for search index optimization (SIO)

4 Learning Document Structure

[4] showed that some relations prove to be rich enough to go into the T-box (relations between Concepts), while other relations need only be present in the A-box. A corollary to the above classification of relations is the use of different measures to solve the hypernym discovery problem. These could be broadly classified as Similarity Measures (Cosine, Lin, ApSyn), Inclusion Measures (ClarkeDE, balAPinc, invCL), Informativeness Measures (SLQS), and Reversed Inclusion Measures (Reversed ClarkeDE).

Inspired by these measures, we introduce a new measure based on document features and structure that helps identifying relationships for knowledge base population. We broadly term these under the umbrella of Document Structure Measures (DSM) and further deploy a Relational Graph Convolutional Network

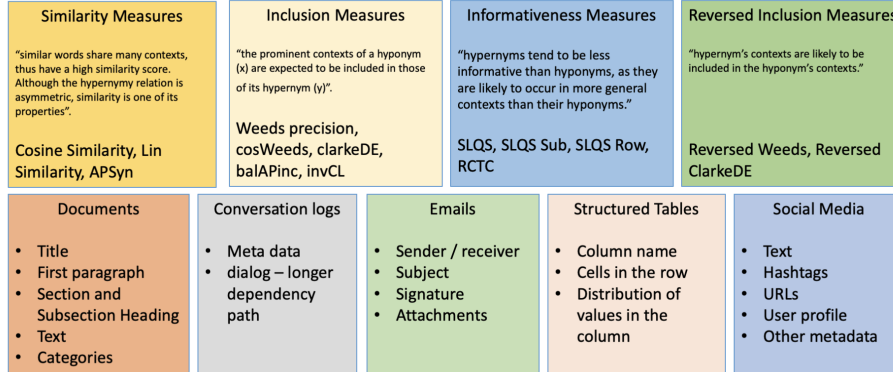


Fig. 3: Document Structure in different document formats.

(RGCN) to learn the attributions of the same towards our larger goal. We derive some of our inspiration from the TaxoExpan work [16] that also uses RGCN to find hyponyms for taxonomy expansion. We note that our work is however significantly more comprehensive in both the types of rules and number of such relationship extractions (not restricted to hypernym discovery). To validate the effectiveness of using DSM, we later perform experiments on a Wikipedia dataset. Our focus on unstructured text and personal data as with the Wikipedia example is primarily due to restrictions on using emails or social media posts for research. However, the approach is general to any type of document with a template. Some easy examples include corporate documents, emails, tweets, logs, and chat transcripts.

4.1 Document Structure Measure (DSM)

To motivate the notational aspects, even before defining our model, we shed light on the broad term called “document features”. These can correspond to positioning of words, their hierarchy in a document, and even their formatting. We note that some of the features from embedding can also be cast into this framework, but we precisely mention that our structural features are generic and not tied to the aspects of any specific language. As an example, text within bullets can represent important data such as sensitive data, hypernyms, or even a short excerpt. As another isometric viewpoint, personal data like anonymized or pseudonymized credit card numbers can be presented in brackets, found in footnotes, and even given by fine worded text (small text) to mask readability.

In our scope of work corresponding to ontologies, we choose “personal information” as our running example. These can say point to names, addresses, biographical details etc. and covers a very broad range of labels. As the most crucial aspect, we define the metric called importance probability, ρ . This measure signifies the factor by which a specific occurrence of text corresponds to a classification label in the space defined by document structure measure. Say, in our

running example, if the text “xxx-56” is found within brackets, we attribute a higher probability score ρ to its classification as personal data. As another example in a slightly different context, say if the word “red” appears in bullets, and the word “color” appears in the main text, we attribute a higher probability score to the hypernym-hyponym relationship between the two words.

Next, we define vectors, $v_a(x)$, $v_b(x)$, and $v_c(x)$ to define the document structure measure corresponding to a word x . Here, $v_a(x)$ and $v_b(x)$ refer to relational measures and $v_c(x)$ refers to an absolute measure. More importantly, v_a refers to a higher hierarchy and v_b refers to a lower hierarchy. Say, in the example of “red/color” relationship above, let “ x ” denote “red”. Then, $v_a(x)$ takes a lower value (say 0) and v_b takes a higher value (say 1). Without loss of generality (this can take non-integral values also), we assume that the values taken by v_a , v_b , and v_c are 0/1 (similar to an indicator function). Next, we further specify the fine details on the quantification of these vectors based on the logical document structure rules. Noting space considerations, we discuss in detail in about relational DSM vectors in the next subsection. Details regarding absolute DSM vectors can be found in the supplementary material.

4.2 Relational DSM Vectors:

We start with an example of bulleted text. Without loss of generality, we split the entire document into multiple paragraphs ensuring that each paragraph at the most contains only one set of bulleted text. Bulleted text are more probable to be hyponyms (Lists / Enumerations also included) as with the the instance below. “ X contains the following:

- $X1$
- $X2$ ”

Here, $X1$ and $X2$ are hyponyms of X . Note that hypernym-hyponym exactly corresponds to one relationship where v_a denotes the former and v_b denotes the latter. This can be easily generalized to other relationships and document structure rules. Given two words x and y , their probability of their hierarchical (hypernym-hyponym in this case) relationship specific to a document feature i (in this case bulleted list) can be stated as follows:

$$\rho^k(x, y) = \frac{\sum_{j=1}^{m^k} v_a^{j,k}(x) \cap v_b^{j,k}(y)}{\sum_{j=1}^{m^k} v_a^{j,k}(x)}.$$

Here, j refers to an entity mention, which in this case is the presence of the word x in paragraph j that contains a document feature, for example, a bulleted list. Note that the suffix k corresponds to the index of the document structure measure. Say for the three measures bulleted text, footnotes, and title, the indexes are respectively $k = 1, 2$, and 3 . The notation for the vectors v_a , v_b , and v_c follow similar suite. In case a paragraph j does not contain the document feature, the corresponding entries are 0 for both the numerator and denominator sub-portions. In some cases a document feature may contain more than one

occurrence of a hypernym / word. We merely consider the above expression to have an indicator function and do not pursue on the track of multiple occurrences. Usually, the vectors v_a and v_b are specified in an opposite sense, where say $v_a^{i,j}(x) = 1$, $v_b^{i,j} = 0$ and vice-versa. Say, if a word occurs at the text preceding the bullets, they are directed towards the indicator function in v_a and if they occur within the sub-bullets, those are accounted towards the indicator function in v_b . However, it can also be true that some words can be present in both the preceding text or sub-bullets, leading to both v_a and v_b taking the value of 1. Generalizing the above to all possible document features, we have the following.

$$\rho(x, y) = \sum_{k=1}^{Kr} w^k f^k(n_x, n^{k,x}) \rho^k(x, y),$$

where w^k refers to the weight assigned to each document feature (pre-set by the user depending on the application) and $f^k(.)$ denotes an importance function corresponding to the occurrence of the entities both in the presence of the context and overall (presence and absence included). More specifically, $n^{k,x}$ refers to the number of times the word x has occurred in text preceding the document feature in the document and n_x denotes the overall number of times the word x has appeared in the document. For a complete set of rules and document features, please refer to the supplementary material. Alternatively, instead of a summation, ρ can be kept as a vector and given by $\rho(x, y) = \{\rho^k(x, y)\}_{k=1}^{Kr}$, where Kr denotes the total number of relative features.

4.3 Generating DSM vectors

This in section we'll describe our information retrieval based approach to generate document structure measure vectors for each pair of entities in the Wikipeople and TACRED datasets. We use Wikipedia as the document to produce the document structure, but any corpus of documents with a templated format like electronic health records, customer invoices, legislation, regulatory documents could be used to generate these DSM vectors. Additionally, as discussed in Section 4, data sources like tweets, chat conversations, emails also display templated document structure and hence can be processed for generating DSM vectors using the method described in this section.

As discussed in Section 5.1 and shown on Table 3, Wikipeople and TACRED are relational datasets and unstructured datasets respectively, which we have converted into graph formats for this work. Hence in the case of Wikipeople, we're only concerned with Person to Person relations and in TACRED, only on relationships between people and organizations.

In order to generate document structure measure for the relationship between any of the above pairs, we begin by computing the frequency of the occurrence of pairs of entities in the corresponding Wikipedia pages of these entities. We index different parts of the Wikipedia pages in a search index and retrieve frequencies of occurrences using the surface forms of the entities (names) as queries.

As described in our case study in Section 3, an indexing system that leverages document structure and ontological information to enrich the raw documents, has higher performance than regular document indexing. We treat the search index as a black box (which is usually the case in many cloud based implementations) and make all our improvements to the documents being indexed. We leave further improvements to the search index as future work. Examples of the documents in the search index along with the document structure information are as shown in Figure 4.

```
{
  "Max Baer": {
    "entity_name": "Max Baer",
    "wiki_url": "https://en.wikipedia.org/wiki/Max_Baer_(boxer)",
    "wiki_title": "Max Baer (boxer)",
    "wiki_content": {
      "section": "Acting",
      "text": "When contacted for comment at Lake Tahoe, Baer said, \"They didn't ban the picture because I have Jewish blood.\""
    }
  }
}
{
  "Q179126": {
    "wikidata_qid": "Q179126",
    "wiki_url": "https://en.wikipedia.org/wiki/John_Ruskin",
    "title": "John Ruskin",
    "wiki_content": {
      "text": "Fors Clavigera and the Whistler libel case (2): From 1873, Ruskin had full control over all his publications, having established George Allen as his sole publisher (see Allen & Unwin).\"
    }
  }
}
```

Fig. 4: Examples of documents in search index with document structure information

Metric	Wikepeople TACRED	
Pairs	311470	36889
Exact matches	11174	11251
Partial matches	19973	25565

Table 2: Statistics on the relations for which Document Structure Measure vectors were generated

We consider the following document structures in this experiment. Title, introduction section, infobox, section (and subsection) headings and text. We could include other structures like category, in and outlinks in the case of Wikipedia. We leave that for future work. To calculate the document structure measure for a relation, {subject, relation, object}, we use a weighted average of the frequency

org:alternate_names	org:shareholders	per:alternate_names	per:age
org:city_of_headquarters	org:subsidiaries	per:cause_of_death	per:children
org:country_of_headquarters	org:website	per:cities_of_residence	per:date_of_birth
org:stateorprovince_of_headquarters		per:countries_of_residence	per:date_of_death
org:number_of_employees		per:stateorprovinces_of_residence	per:employee_of
org:political/religious_affiliation		per:city_of_birth	per:origin
org:founded_by		per:country_of_birth	per:other_family
org:founded		per:stateorprovince_of_birth	per:parents
org:dissolved		per:city_of_death	per:religion
org:member_of		per:country_of_death	per:schools_attended
org:members		per:stateorprovince_of_death	per:siblings
org:parents		per:title	per:spouse
org:top_members/employees		per:charges	

● Transitive ● Hierarchical ● Symmetric

(a) Relations in Tacred

child (P40)	colleague (P1327)	employer (P108)	parent (P22, P25, P3448)
partner (P451)	related (P1290, P1365, P1366, P157, P184, P185, P1875, P1889, P1598, P941)	relative (P1038, P1039)	no_relation
self_loop	sibling (P3373)	spouse (P26)	student (P1066, P802)

● Transitive ● Hierarchical ● Symmetric

(b) Relations in Wikipeople (with Wikidata property ids)

Fig. 5: Relations in publicly available datasets can be categorised before being incorporated into ontologies

of their occurrences in the corpus. The weight of each document structure is manually assigned by us, but it could be learned from the corpus as well. We leave this also to future work.

5 Experiments

5.1 Datasets

We have created our datasets from the Wikipedia pages for the entities in Wikipeople and TACRED datasets. We used NLTK to split the text into sentences and tokenize the sentences.

We used the method described in [5] to identify the span of entity mentions in Wikipedia pages. We call these scripts as Personal Data Annotators. This method requires creation of dictionaries each named after the entity type, and populated with entity mentions. We ran the Personal Data Annotators on these sentences, providing the bulk of the annotations that are reported in Table 3.

	Wikipeople Taced	
Documents	16845	4142
Nodes	9760	11161
Node Types	1	2
Relation Types	13	22

Table 3: Statistics on datasets adopted for relation type prediction in graphs

This approach does not take the context of the entity mentions while assigning labels and hence the data is somewhat noisy. However, labels for name, email address, location, website do not suffer much from the lack of context and hence were annotated using this tool.

5.2 Experimental setup

We experiment on the R-GCN models proposed by [15,16]. These have been used in the cases of link prediction and hyponym based taxonomy expansion respectively. For training R-GCN and our improvements, we use a single V100 GPU with 16GB memory. We use the RGCN implementation in DGL [21] and the elastic search instance from a cloud provider.

5.3 Link Type prediction with DSM

Assuming that the network is defined appropriately, the hidden representation for each node i at $(l+1)^{\text{th}}$ layer can be written as follows.

$$h_i^{l+1} = \sigma \left(W_0^{(l)} h_i^{(l)} + \sum_{r \in R} \sum_{j \in N_i^r} \frac{W_r^{(l)} h_j^{(l)}}{C_{i,r}} \right). \quad (1)$$

Baseline

We use the heterograph version of R-GCN from DGL. One of the limitations of using the heterograph version is the requirement to add a self-loop for all the singleton nodes in the graph. As discussed in Section 5.1, we train all our R-GCN models by consuming the datasets as attributed graphs. In the case of Wikipeople, the relations are of the form (Person, relation_type, Person), and in the case of TACRED, we have relations of the form (Person, relation_type, Person), (Person, relation_type, Org), (Org, relation_type, Person) and (Org, relation_type, Org). The baseline RGCN results seem comparable to results on attributed multiplex heterogenous networks in [3], [19].

Regularization

We began by incorporating the DSM scores for each pair of relationship in the cross entropy loss function similar to any regularization parameter. As shown in Table 4, this did not yield any improvement in performance.

Hidden layer

We then tried incorporating our DSM vectors by adding another hidden layer to the network. We pass the output of the first hidden layer in RGCN to this new layer and update the representation of entities in the $(l+1)$ th layer with the DSM vectors. Recall that the hidden representation of entities in $(l+1)$ th layer in R-GCN can be formulated as shown in Equation 1.

We updated the first hidden layer output for an entity by multiplying with the corresponding aggregate DSM score of all the edges incident on the entity. As shown in 5, this method gave marginal improvement in some relationship types, but hurts the performance in general. We observe that using the aggregate scores from DSM vectors for all edges does not help to capture the correlation between the document structure and the edge. Hence we tried incorporating the DSM vectors in the message passing layer, which we describe in the next section.

Edge Weights

Here, we describe a way to incorporate document structure measure in the node representation. We add a key embodiment to Equation 1 in the form of ρ , corresponding to document structure measures. Note that we pre-compute ρ based on samples from the training data. For the expression below, we use the general vector version of ρ , with individual ρ^k 's contributing towards the activation θ . This can be replaced by the scalar ρ^k , where the activation can be changed accordingly. Note that the dimension of inputs and outputs corresponding to the layer can be re-defined accordingly with respect to the dimensions of x and y .

$$h_i^{l+1} = \sigma \left(W_0^{(l)} h_i^{(l)} + \sum_{r \in R} \sum_{j \in N_1^r} \frac{W_r^{(l)} h_j^{(l)}}{C_{i, r}} \right) + \theta(\rho^i h_i^{(l)}). \quad (2)$$

We implemented the above by updating the edge weights in the forward pass of RGCN. A similar approach had been taken in [13] but the initial edge weights there were based on the node type and were updated with self-adversarial training. We instead incorporate the DSM vector during message passing by adding DSM scores to each corresponding edge weight. As discussed in the next section, this improves RGCN accuracy in both the datasets, with the Wikipeople increasing by 15 points.

5.4 Results

We report the performance of RGCN models as shown in Table 4. Class wise performance while incorporating document structure measure during message passing for node embedding is as shown in Tables 5 and 6.

Sibling relationship type dominates the Wikipeople dataset and the use of document structure helps this type too. We believe that sibling relationship (which are symmetric) benefits from document structure because it gets the

Model	Wikipeople Taced	
RGCN	0.73	0.58
RGCN+DSM regularization	0.71	0.57
RGCN+DSM hidden layer	0.67	0.59
RGCN+DSM edge weights	0.88	0.67

Table 4: Accuracy of RGCN models on the WikiPeople and TACRED Datasets

Class	Baseline	Regularization	Hidden Layer	Edge Weights	Acc. Imp. %
Child	0.66	0.64	0.65	0.82	16
Colleague	0.81	0.76	0.79	0.99	18
Employer	0.72	0.58	0.71	0.98	26
No_relation	0.76	0.60	0.69	0.78	2
Parent	0.66	0.65	0.63	0.86	20
Partner	0.74	0.65	0.72	0.94	20
Related	0.78	0.62	0.71	0.90	12
Relative	0.69	0.71	0.71	0.71	2
Sibling	0.64	0.65	0.66	0.91	27
Spouse	0.74	0.71	0.74	0.84	10
Student	0.81	0.78	0.81	0.96	15
All	0.73	0.67	0.71	0.88	15

Table 5: Classwise performance of RGCN models on the WikiPeople Dataset

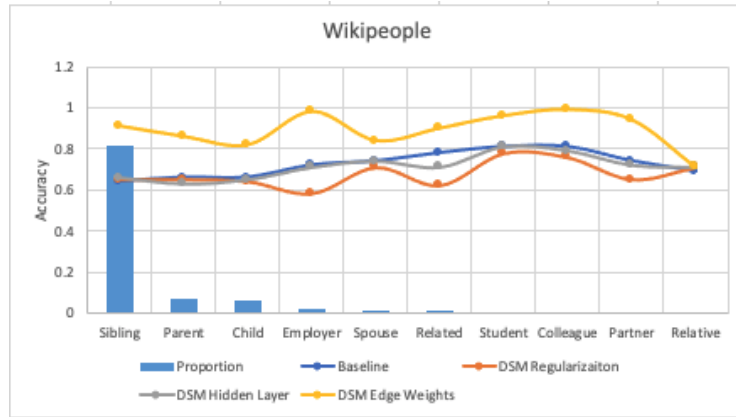


Fig. 6: Wikipeople class distribution overlaid on accuracy of models

boost from the way we index sentences and associate the document and section title with the sentences. We also observe that no_relation class which might rarely occur other than as text (and not in the infobox of a wikipedia page for example), does not get much improvement in accuracy.

Class	Baseline	Regularization	Hidden Layer	Edge Weights	Acc. Imp. %
No_relation	0.54	0.48	0.49	0.51	-3
Relation	0.47	0.5	0.48	0.62	15
Employees	0.50	0.45	0.49	0.58	8
Employee_of	0.57	0.59	0.60	0.61	4
Parents (org)	0.59	0.54	0.60	0.57	-2
Subsidiaries	0.51	0.50	0.60	0.68	17
Members	0.55	0.45	0.41	0.75	20
Founded_by	0.41	0.38	0.47	0.56	15
Shareholders	0.60	0.60	0.64	0.79	19
All	0.58	0.57	0.59	0.67	9

Table 6: Accuracy of RGCN models in select classes on the TACRED Dataset

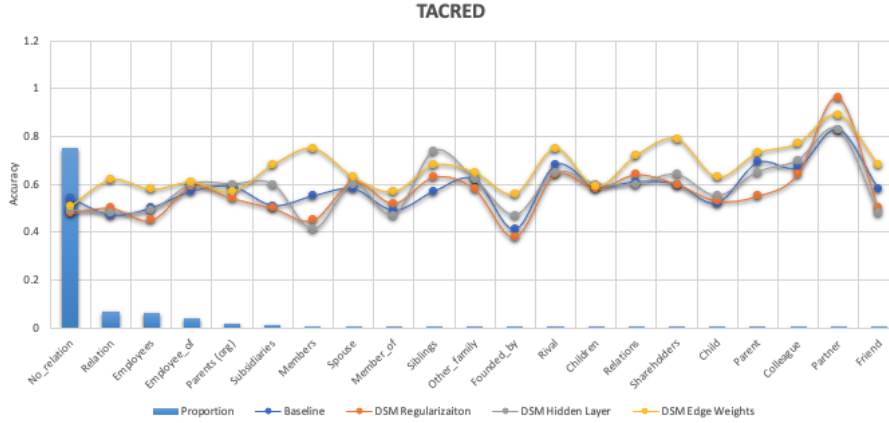


Fig. 7: TACRED dataset distribution overlaid on accuracy of models

We observe similar distribution in accuracy improvement for tacred, though the improvement is relatively less compared to Wikipeople. This seems to be because of the number of no_relation examples in this dataset.

6 Conclusion

In this work, we proposed using the document structure to improve ontology population from unstructured documents. In particular, we described a relational document structure measure (DSM) vector that can be incorporated while training a relational graph convolutional network (RGCN). We motivated this idea with a case study, theoretically explained the need for such a measure in ontology population, and described the experiments that show good improvement in RGCN accuracy of upto 15 points in the Wikipeople dataset.

References

1. Agarwal, A., Ganesan, B., Gupta, A., Jain, N., Karanam, H.P., Kumar, A., Madaan, N., Munigala, V., Tamilselvam, S.G.: Cognitive compliance for financial regulations. *IT Professional* **19**(4), 28–35 (2017)
2. Baisa, V., Suchomel, V.: Corpus based extraction of hypernyms. In: *RASLAN*. pp. 69–74 (2015)
3. Cen, Y., Zou, X., Zhang, J., Yang, H., Zhou, J., Tang, J.: Representation learning for attributed multiplex heterogeneous network. *Proceedings of the 25th ACM SIGKDD International Conference on Knowledge Discovery & Data Mining* (Jul 2019), <http://dx.doi.org/10.1145/3292500.3330964>
4. Chen, M., Tian, Y., Chen, X., Xue, Z., Zaniolo, C.: On2vec: Embedding-based relation prediction for ontology population. In: *Proceedings of the 2018 SIAM International Conference on Data Mining*. pp. 315–323. SIAM (2018)
5. Chiticariu, L., Krishnamurthy, R., Li, Y., Raghavan, S., Reiss, F.R., Vaithyanathan, S.: Systemt: an algebraic approach to declarative information extraction. In: *Proceedings of the 48th Annual Meeting of the Association for Computational Linguistics* (2010)
6. Dasgupta, R., Ganesan, B., Kannan, A., Reinwald, B., Kumar, A.: Fine grained classification of personal data entities. *arXiv preprint arXiv:1811.09368* (2018)
7. Ganesan, B., Mishra, G., Parkala, S., Singh, N.R., Patel, H., Naganna, S.: Link prediction using graph neural networks for master data management. *arXiv preprint arXiv:2003.04732* (2020)
8. Ganesan, B., Saha, A., Sen, J., Pasha, M.A., Bhatia, S., Agarwal, A.: Anu question answering system. In: *Proceedings of the ISWC 2020 Demos and Industry Tracks*. vol. 2721, pp. 394–396 (2020)
9. Guan, S., Jin, X., Wang, Y., Cheng, X.: Link prediction on n-ary relational data. In: *The World Wide Web Conference*. pp. 583–593 (2019)
10. Kamel, M., Trojahn, C., Ghamnia, A., Aussenac-Gilles, N., Fabre, C.: Extracting hypernym relations from wikipedia disambiguation pages: comparing symbolic and machine learning approaches. In: *International Conference on Computational Semantics (IWCS 2017)* (2017)
11. Karanam, H.P., Neelam, S., Sharma, U., Bhatia, S., Bedathur, S., Subramaniam, L.V., Chang, M., Fokoue-Nkoutche, A., Kotoulas, S., Makni, B., et al.: Scalable reasoning infrastructure for large scale knowledge bases. In: *International Semantic Web Conference (P&D/Industry/BlueSky)* (2018)
12. Madaan, N., Karanam, H., Gupta, A., Jain, N., Kumar, A., Tamilselvam, S.: Visual exploration of unstructured regulatory documents. In: *Proceedings of the 22nd International Conference on Intelligent User Interfaces Companion*. pp. 129–132 (2017)
13. Qin, X., Sheikh, N., Reinwald, B., Wu, L.: Relation-aware graph attention model with adaptive self-adversarial training (2021)
14. Saha, D., Floratou, A., Sankaranarayanan, K., Minhas, U.F., Mittal, A.R., Özcan, F.: Athena: an ontology-driven system for natural language querying over relational data stores. *Proceedings of the VLDB Endowment* **9**(12), 1209–1220 (2016)
15. Schlichtkrull, M., Kipf, T.N., Bloem, P., Van Den Berg, R., Titov, I., Welling, M.: Modeling relational data with graph convolutional networks. In: *European Semantic Web Conference*. pp. 593–607. Springer (2018)
16. Shen, J., Shen, Z., Xiong, C., Wang, C., Wang, K., Han, J.: Taxoexpand: Self-supervised taxonomy expansion with position-enhanced graph neural network. In: *Proceedings of The Web Conference 2020*. pp. 486–497 (2020)

17. Shwartz, V., Santus, E., Schlechtweg, D.: Hypernoms under siege: Linguistically-motivated artillery for hypernymy detection. arXiv preprint arXiv:1612.04460 (2016)
18. Snow, R., Jurafsky, D., Ng, A.Y.: Learning syntactic patterns for automatic hypernym discovery. In: Saul, L.K., Weiss, Y., Bottou, L. (eds.) *Advances in Neural Information Processing Systems* 17, pp. 1297–1304. MIT Press (2005), <http://papers.nips.cc/paper/2659-learning-syntactic-patterns-for-automatic-hypernym-discovery.pdf>
19. Vannur, L.S., Nagalapatti, L., Ganesan, B., Patel, H.: Data augmentation for personal knowledge graph population. arXiv preprint arXiv:2002.10943 (2020)
20. Wang, C., Burdick, D., Chiticariu, L., Krishnamurthy, R., Li, Y., Zhu, H.: Towards re-defining relation understanding in financial domain. In: *Proceedings of the 3rd International Workshop on Data Science for Macro-Modeling with Financial and Economic Datasets*. pp. 1–6 (2017)
21. Wang, M., Zheng, D., Ye, Z., Gan, Q., Li, M., Song, X., Zhou, J., Ma, C., Yu, L., Gai, Y., Xiao, T., He, T., Karypis, G., Li, J., Zhang, Z.: Deep graph library: A graph-centric, highly-performant package for graph neural networks. arXiv preprint arXiv:1909.01315 (2019)
22. Yamada, I., Torisawa, K., Kazama, J., Kuroda, K., Murata, M., De Saeger, S., Bond, F., Sumida, A.: Hypernym discovery based on distributional similarity and hierarchical structures. In: *Proceedings of the 2009 Conference on Empirical Methods in Natural Language Processing: Volume 2-Volume 2*. pp. 929–937. Association for Computational Linguistics (2009)
23. Zhang, Y., Qi, P., Manning, C.D.: Graph convolution over pruned dependency trees improves relation extraction. arXiv preprint arXiv:1809.10185 (2018)