

Dynamic VAEs with Generative Replay for Continual Zero-shot Learning

Subhankar Ghosh
 Indian Institute of Science
 subhankarg@alum.iisc.ac.in

Abstract

Continual zero-shot learning (CZSL) is a new domain to classify objects sequentially the model has not seen during training. It is more suitable than zero-shot and continual learning approaches in real-case scenarios when data may come continually with only attributes for a few classes and attributes and features for other classes. Continual learning (CL) suffers from catastrophic forgetting, and zero-shot learning (ZSL) models cannot classify objects like state-of-the-art supervised classifiers due to lack of actual data (or features) during training. This paper proposes a novel continual zero-shot learning (DVGR-CZSL) model that grows in size with each task and uses generative replay to update itself with previously learned classes to avoid forgetting. We demonstrate our hybrid model (DVGR-CZSL) outperforms the baselines and is effective on several datasets, i.e., CUB, AWA1, AWA2, and aPY. We show our method is superior in task sequentially learning with ZSL (Zero-Shot Learning). We also discuss our results on the SUN dataset. Our code is available at <https://github.com/DVGR-CZSL/DVGR-CZSL>.

1. Introduction

Although artificial neural networks (ANNs) show excellent performance on many machine learning problems such as classification, object detection, and natural language processing, they forget the previous knowledge when trained with new tasks. The conventional deep learning algorithms heavily depend on large labeled data, but nowadays, it is impractical to annotate everything surrounding us. This leads us to think of a method that can learn sequentially and simultaneously works for zero-shot learning (ZSL).

Many researchers over the years have addressed the ZSL [32, 18, 43] and CL [16, 28, 11] problems separately, while few worked on continual zero-shot learning (CZSL) [8, 9, 10, 34]. ZSL is a problem in machine

learning, where at test time, a learner observes samples from classes that are not observed during training and needs to predict the class they belong to. There are various methods to tackle the ZSL, but they are still unable to learn continually from a sequence of tasks without forgetting previously learned knowledge. Acquiring new knowledge and leveraging past experience from streaming of data is termed continual learning (CL). This strategy needs to be merged with ZSL to enable continual zero-shot learning.

A ZSL model recognizes unseen classes through transferring knowledge from seen to unseen classes through class embeddings [36]. Despite showing promising performance, the ZSL models are unable to learn from a sequence of tasks. Generative approaches have received quite an attention over embedding approaches due to the ability to generate synthetic data of unseen classes [37, 38, 24] using only class attributes. We propose a novel hybrid model that consists of T conditional variational autoencoders (VAEs) [15]. The model uses generative and architecture-based approaches to alleviate forgetting. The first conditional VAE transfers knowledge from seen to unseen classes for the first task, the second conditional VAE does the same for the classes of the first and second tasks, and similarly, the T^{th} conditional VAE transfers knowledge from seen to unseen classes for all T tasks (T is the number of tasks the model needs to learn). Our idea is motivated by the fact that processing and synthesizing images are time taking for CL when the number of classes is high. Instead of images, we use features of benchmark datasets generated from a pre-trained model to train and test our proposed method. The architecture of our model is given in Figure 1 and Figure 2 for the training and testing, respectively. The main contributions of this work are summarised as follows:

- We propose a novel generative replay-based and structure-based approach that can identify unseen classes through class embeddings' information using conditional VAEs.
- The proposed model is developed for a single head set-

ting, and it does not require any task information at the inference time. Therefore, the model is more convenient to solve real-case problems.

- We present results on five ZSL benchmark datasets and show that our model achieves state-of-the-art performance on the four of the datasets.

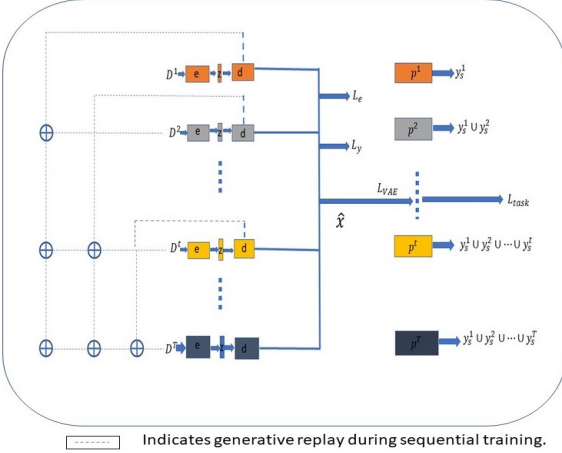


Figure 1. is our model at training time. Architecture growth occurs at the arrival of t^{th} task by adding a conditional VAE, and a ANN denoted as p^t . To prevent forgetting, private VAEs are stored for each task. The first private VAE gets trained using real data from the first task. The second private VAE is trained using real data from the second task and synthesized data corresponding to the first task’s classes generated from the first private decoder. Similarly, the t^{th} private VAE sees real data from the t^{th} task, synthesized data from the previous private decoders corresponding to their tasks’ classes during training. Each color represents an individual variational autoencoder(VAE). (+) sign indicates concatenation.

2. Related Work

2.1. Zero-shot Learning(ZSL)

ZSL was first introduced at[19] for attribute-based classification and considered a disjoint setting. The ZSL[32, 18, 43, 31] has recently attracted much attention due to its ability to classify objects of new classes by transferring knowledge from seen to unseen labels through a semantic relationship between classes and their attributes. We transform a ZSL problem into a supervised classification problem using generative models trained with seen class data. Once they can generate data for seen classes, they can synthesize data for unseen classes.

2.2. Continual Learning(CL)

There are three types of continual learning approaches: architecture-based, regularization-based, and rehearsal-based.

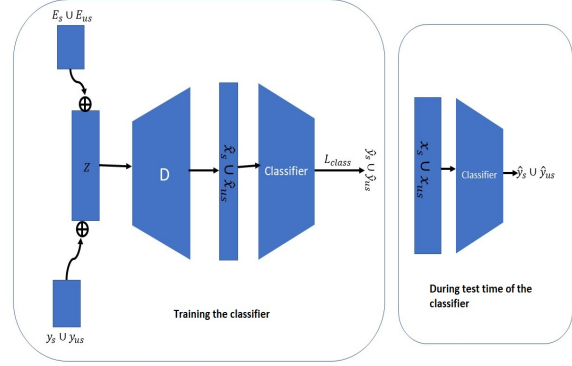


Figure 2. (Left) is our model at the t^{th} task during synthesizing data for seen and unseen classes that further are sent to a classifier for training the classifier. (Right) is the classifier during inference. (+) sign indicates concatenation. \mathcal{Y} and \mathcal{E} indicate class labels and embeddings, respectively. \mathcal{X} and $\hat{\mathcal{X}}$ indicate actual and synthesized features, respectively.

Architecture-based Methods

This is the first approach to prevent catastrophic forgetting, and it changes the network’s structure by growing a module for each task either physically or logically[44, 21]. Previous tasks’ performance is maintained by storing the learned modules while accommodating new tasks by expanding the network with new modules. PNNs[30] statically grow the architecture and are immune to forgetting. They utilize prior knowledge via lateral connections to previously learned features. Reference[45] proposed a dynamically expandable network(DEN) that can continually decide its network’s capacity as it gets trained on a sequence of tasks. The computational cost is inevitable if we work with mentioned methods, where many tasks need to be learned, and fixed capacity memory can not be granted.

Regularization-based Methods

The second family of this field is regularization-based methods[17, 46, 25, 22, 1]. They evaluate the importance of a network’s parameters and penalize those weights while switching from one to another task. Few approaches are there for penalizing the weights; one of them is the elastic weight consolidation[EWC][17], where important parameters have the highest in terms of the Fisher information matrix. In reference[46], the weights are kept track of how much the loss changes due to change in specific weights and include this information during continual training. Reference[1] centers on the change on the activation instead of considering the loss’s change. This way, parameter importance is learned in an unsupervised manner. The number of tasks often limits these methods.

Rehearsal-based Methods

The last family of methods of this domain to alleviate forgetting is rehearsal-based. Existing methods use two approaches: either store a few samples per class from previous tasks or train generative models to sample synthetic data from earlier learned distributions. The iCaRL[27] stores a subset of real data(exemplars). For a fixed memory resource, the number of data stored per learned class reduces as the number of tasks rises, so the models’ performance decay. References[42, 3] present a bias-correction layer to correct the original fully-connected layer’s output to address the data asymmetry between the old and new classes. A few studies on tiny episodic memories in continual learning are GEM[23], A-GEM[4], MER[29], and ER-RES[6].

The second method in this family does not store any data but synthesizes data using generative models. Reference[33] used generative replay with an unconditional GAN, where an auxiliary classifier requires to determine which classes the generated samples belong to. Reference[41] is an improved version of[33], where they used class-conditional GAN to generate data. Reference[13] used a generative autoencoder for replay. Synthetic data for prior tasks are generated based on the mean and covariance matrix using the encoder’s class statistics. The assumption of a Gaussian distribution of the data is the major limitation of these approaches.

2.3. Continual Zero-shot Learning(CZSL)

Reference [8] proposed a continual zero-shot learning model called GCZSL, a single head CZSL where the task identity is revealed during training but not during testing. To mitigate forgetting, they used knowledge distillation and stored few real data per class using a small episodic memory. Reference[9] proposed a CZSL model called GRCZSL that handles catastrophic forgetting by replaying synthetic samples of seen classes. The replay samples are generated using trained conditional VAE over the immediate past task. Reference[10] proposed a CZSL model that has two parts: shared and private. The shared module gets trained for all tasks, whereas the private modules are task-specific grows with each task. The model uses generative replay from the decoder of shared module and architecture growth to prevent catastrophic forgetting. The methods mentioned above and[34] are for the single-head setting. There are a few works[5, 39] for the multi-head setting. Reference[5] proposed an average gradient episodic memory(A-GEM) based CZSL, and[39] offered a generative model-based CZSL.

3. Dynamic VAEs with Generative Replay for Continual Zero-shot Learning

We study the problem of learning a sequence of T data distributions denoted as $D = \{D^1, D^2, \dots, D^T\}$, where

$D^t = \{(X_i^t, Y_i^t, E_i^t, T_i^t)_{i=1}^{n_t}\}$ is the data distribution for the task t with n_t sample tuples of input($X^t \in \mathcal{X}$), target label ($Y^t \in \mathcal{Y}$), class embeddings($E^t \in \mathcal{E}$), and task label($T^t \in \mathcal{T}$). The goal is to learn a sequential function, $f_\theta : D^t \rightarrow \hat{\mathcal{Y}}^t$, for each task, where $\hat{\mathcal{Y}}^t$ are the predicted labels corresponding to t^{th} task. $f_\theta \in (f_P \cup f_p)$, where $f_P : D^t \rightarrow (\hat{\mathcal{X}}^t, \hat{\mathcal{Y}}^t, \hat{\mathcal{E}}^t)$, and $f_p : \hat{\mathcal{X}}^t \rightarrow \hat{\mathcal{Y}}^{t1}$. We try to achieve our goal by training a module for each task with a generative replay to mitigate catastrophic forgetting of prior knowledge. The model prevents catastrophic forgetting and begins learning f_θ^t where $\theta \in (\theta_P, \theta_p)$ as mapping function from D^t to \mathcal{Y}^t . We use some n samples per class to be synthesized prior to t^{th} task and accumulate the generated data to the current task(t^{th}) to train the model. During training the model with t^{th} task:

$$X^t \leftarrow X^t \cup \hat{\mathcal{X}}^{1:(t-1)}$$

The cross-entropy loss function for the f_θ^t mapping corresponds to:

$$L_{task}(f_\theta^t, D^t) = - \mathbb{E}_{(\mathcal{X}^t, \mathcal{Y}^t, \mathcal{E}^t, \mathcal{T}^t) \sim D^t} \left[\sum_{c=1}^C \mathbb{1}_{(c=\mathcal{Y}^t)} \log(\sigma(f_\theta^t(\mathcal{X}^t, \mathcal{Y}^t, \mathcal{E}^t, \mathcal{T}^t))) \right] \quad (1)$$

Where σ is the softmax function, in learning a sequence of tasks, an ideal f_θ^t maps the input images X^t to their predicted labels $\hat{\mathcal{Y}}^t$.

Variational Autoencoders(VAEs)

Autoencoders can efficiently learn input space and representation[47, 2]. A VAE follows an encoder-latent vector-decode architecture of classical autoencoder, which places a prior distribution on the input space and uses an expected lower bound to optimize the learned posterior. Conditional VAE is an improved version of the VAE, where data are fed to network with class properties such as labels or embeddings, or both. The conditional VAE is the fundamental building block of our approach. Variational distribution tries to find a true conditional probability distribution over the latent space z by minimizing their distance using a variational lower bound limit.The loss function for a VAE is:

$$L_{VAE} = \mathbb{E}_{q_\phi(z|x)} [\log(p_\theta(x|z))] - D_{KL}(q_\phi(z|x) \parallel p_\theta(z)) \quad (2)$$

Where the first term is the reconstruction loss, and the second one is the KL divergence between $q(z|x)$ and $p(z)$. The encoder predicts μ and Σ such that $q_\phi(z|x) = \mathcal{N}(\mu, \Sigma)$, from which a latent vector is synthesized via reparametrization process.

¹ indicates synthesized data.

Other Losses

The mean square loss function for the f_P^t mapping corresponds to:

$$L_y(f_P^t, D^t) = \mathbb{E}_{\hat{\mathcal{Y}}} [\hat{\mathcal{Y}} - \mathcal{Y}]^2 \quad (3)$$

L_y is the mean square loss between actual labels and predicted labels for the t^{th} task.

$$L_e(f_P^t, D^t) = \mathbb{E}_{\hat{\mathcal{E}}} [\hat{\mathcal{E}} - \mathcal{E}]^2 \quad (4)$$

L_e is the mean square loss between actual class embeddings and predicted class embeddings for the t^{th} task. The final objective function of our method for the t^{th} task is:

$$L^{(t)} = \lambda_1 L_{task} + \lambda_2 L_{VAE} + \lambda_3 L_y + \lambda_4 L_e \quad (5)$$

Where, $\lambda_1, \lambda_2, \lambda_3$ and λ_4 are regularizer constants to control the effect of each loss component. The working algorithm of this model is presented in Algorithm 1.

3.1. Avoid forgetting

Catastrophic forgetting occurs because of the asymmetry in the data between previous and new labels that creates a bias[12] in the network towards the current ones during training, and the NN models almost forget previous knowledge. Our approach’s insight is to use generative replay with architectural growth to prevent forgetting. The DVGR-CZSL gets trained in the following way: The first module sees the first task’s real data; the second conditional VAE sees real data of the second task and synthetic data of the first task. Similarly, the third conditional VAE gets trained with real data of the third task and synthetic data of the first and second tasks generated from the first and second private decoders, respectively. It continues till the T^{th} task.

3.2. Datasets

We evaluate our model on five benchmark datasets used for ZSL: Attribute Pascal and Yahoo(aPY)[7], Animals With Attributes(AWA1, AWA2)[20], Caltech-UCSD-Birds 200-2011(CUB)[40], and SUN[26]. The details of the datasets are presented in Table 1.

3.3. CZSL setting

The dataset we used in all our experiments follows the setting used in[35]. Classes that are seen or unseen are decided based on the model that has been trained so far with the classes. If a model goes trained continually up to the t^{th} task, the classes are assumed to be seen till the t^{th} task, and the rest of the classes are accepted unseen for the model while training.

Algorithm 1 Continual Zero-shot Learning

Input: $(\mathcal{X}, \mathcal{Y}, \mathcal{E}, \mathcal{T}) \sim D^{all}$

Parameters: $\theta_P, \theta_p, \theta_c$

Output: $\hat{\mathcal{Y}}$

```

1:  $D^{gen} \leftarrow \{\}$ 
2: for  $t \leftarrow 1$  to  $T$  do
3:   for  $e \leftarrow 1$  to epochs do
4:     Compute  $L_{task}$  using  $(\mathcal{X}^t, \mathcal{Y}^t, \mathcal{E}^t) \in D^t$ 
5:     Compute  $L_{VAE}$  using  $(\mathcal{X}^t, \mathcal{Y}^t, \mathcal{E}^t) \in D^t$ 
6:     Compute  $L_y$  using  $\hat{\mathcal{Y}}$  and  $\mathcal{Y}$ 
7:     Compute  $L_e$  using  $\hat{\mathcal{E}}$  and  $\mathcal{E}$ 
8:      $L^{(t)} = \lambda_1 L_{task} + \lambda_2 L_{VAE} + \lambda_3 L_y + \lambda_4 L_e$ 
9:      $\theta' \leftarrow \theta - \alpha \nabla L^{(t)}$ 
10:   end for
11:   Generate data from the trained module for seen and
   unseen classes to train a separate classifier.
12:    $D \leftarrow D_s \cup D_{us}$ 
13:   for  $C_e \leftarrow 1$  to  $C_{epochs}$  do
14:     Compute  $L_{class}$  using  $(\hat{\mathcal{X}}, \mathcal{Y}) \in D$ 
15:      $\theta'_c \leftarrow \theta_c - \alpha_c \nabla L_{class}$ 
16:   end for
17:   Test the classifier for seen data.
18:   Test the classifier for unseen data(ZSL).
19:   for  $c \leftarrow 1$  to  $C$  do
20:      $C$  is the replay classes.
21:     for  $i \leftarrow 1$  to  $n$  do
22:        $n$  is the number of samples to be generated per
       class for the generative replay.
23:        $D^{gen} \in (\hat{\mathcal{X}}_i, \mathcal{Y}_i, \mathcal{E}_i)$ 
24:     end for
25:   end for
26:    $D^{t+1} \leftarrow D^{t+1} \cup D^{gen}$ 
27: end for

```

3.4. Evaluation Matrices

We evaluate our model on all tasks similar to [34] after training for each task. The following evaluation matrices are used for continual zero-shot learning after the t^{th} task:

- **Mean Seen Accuracy(mSA).** We compute CZSL-S after tasks $t = 1, 2, 3, \dots, T$ and take the average:

$$mSA = \frac{1}{T} \sum_{t=1}^T ACC_S(D_{t_s}^{\leq t}, E^{\leq t}) \quad (6)$$

- **Mean Unseen Accuracy(mUA).** We compute CZSL-U after tasks $t = 1, 2, 3, \dots, T-1$ (we do not compute it after task $T-1$, since $D_{us}^{>T-1} = \phi$) and take the average:

$$mUA = \frac{1}{T-1} \sum_{t=1}^{T-1} ACC_U(D_{t_s}^{> t}, E^{> t}) \quad (7)$$

Dataset	Size	Granularity	\mathcal{E}	\mathcal{Y}	#images(Training + Testing)
SUN[26]	medium	fine	102	708	11328 + 2832
CUB[40]	medium	fine	312	200	9440 + 2348
AWA1[20]	medium	coarse	85	50	24382 + 6093
AWA2[20]	medium	coarse	85	50	29860 + 7462
aPY[7]	small	coarse	64	32	12272 + 3067

Table 1. Statistics for SUN[26], CUB[40], AWA1[20], AWA2[20], and aPY[7] are presented in terms of size, granularity, number of attributes(\mathcal{E}), number of classes(\mathcal{Y}), and number of images.

- **Mean Harmonic Accuracy(mH).** We calculate CZSL-H after tasks $t = 1, 2, 3, \dots, T - 1$ and take the average:

$$mH = \frac{1}{T-1} \sum_{t=1}^{T-1} ACC_H(D_{t_s}^{\leq t}, D_{t_s}^{> t}, E) \quad (8)$$

4. Experiments

This section consists of baselines and implementation details we used in our experiment.

4.1. Baselines

A handful of works are there previously done for continual zero-shot learning. References[8, 9, 10, 34] worked before on CZSL for single head setting, and our work is based on the same setting.

- **AGEM + CZSL[34]:** It is an average gradient episodic memory-based CZSL. The harmonic mean for the CUB and SUN datasets is presented there.
- **SEQ + CVAE[8]:** The authors trained conditional VAE sequentially without taking any CL strategy into account.
- **SEQ + CADA[8]:** The authors have trained CADA sequentially to develop a baseline without considering any CL strategy.

4.2. Implementation Details

We take PyTorch as our working framework. We train our proposed model for 101 epochs and the classifier for 25 epochs for each task. We perform experiments using 50 synthetic samples per class as the generative replay during continual training. To train the classifier, we took 150 samples per class for both seen and unseen classes. The Adam optimizer[14] has been used for all experiments, and the learning rate for the model and the classifier are 0.0001. The dimension of the latent variables z has been taken 50 for all our experiments. We take $\lambda_1 = \lambda_2 = \lambda_3 = \lambda_4 = 1$ at the loss function. We use a Tesla V100 GPU in all our experiments.

5. Results and Discussion

In the first set of experiments, we measure mSA, mUA, mH, the memory used by our method, and the size of our model’s parameters and compare it against state-of-the-art methods on SUN, CUB, aPY, AWA1, and AWA2 datasets. We compare the harmonic mean accuracies for all methods in Table 4.

5.1. Performance on SUN Dataset

SUN			
Methods	mSA	mUA	mH
AGEM+CZSL[34]	-	-	10.50
Seq-CVAE[8]	16.88	11.40	13.38
Seq-CADA[8]	25.94	16.22	20.10
CZSL-CV+mof[8]	23.21	13.20	16.71
CZSL-CV+rb[8]	22.59	13.74	16.94
CZSL-CV+res[8]	23.99	14.10	17.63
A-CZSL[10] ^o	17.2	6.31	9.68
GRCZSL[9]	17.74	11.50	13.73
ours			
DVGR-CZSL*	22.36	10.67	14.54
DVGR-CZSL	22.9	8.72	12.7

Table 2. Results for the SUN dataset, where mSA: Mean Seen Accuracy, mUA: Mean Unseen Accuracy, mH: Harmonic Mean Accuracy. (^o) denotes results are produced using original provided code in[10]. (*) denotes L_e and L_y are used during training the model. The best results are presented over three runs.

We divide the SUN dataset into 15 tasks, where each consists of around 47 classes. We compare our results with several methods in Table 2. Generalized CZSL[8] is a memory-based approach, and it achieved mH = 17.3 though it has reported mH = 20.1 for Seq-CADA that has not been trained continually. GRCZSL[9] has used generative replay to alleviate catastrophic forgetting and achieved mH = 13.73; in contrast, our model achieves mH = 14.54 when each task gets trained for 101 epochs and the classifier for 25 epochs. The architecture consists of 13.9M parameters, and it takes around 3.5 hours to learn the SUN dataset when 50 synthetic samples per class are taken as the generative replay. The performance of our model per task is given in figures 3 and 4.

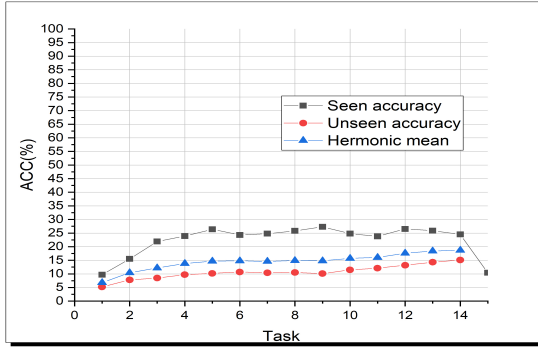


Figure 3. The SUN dataset results when we use the additional losses(L_e and L_y) during training the model.

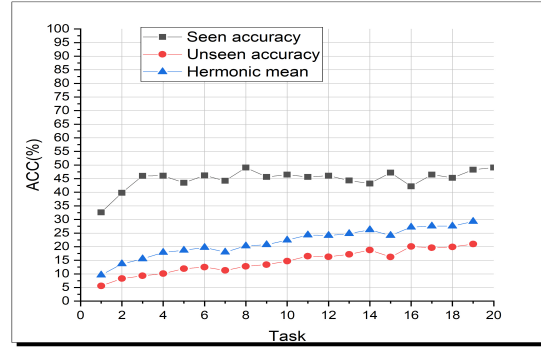


Figure 5. The CUB dataset results when we use the additional losses(L_e and L_y) during training the model.

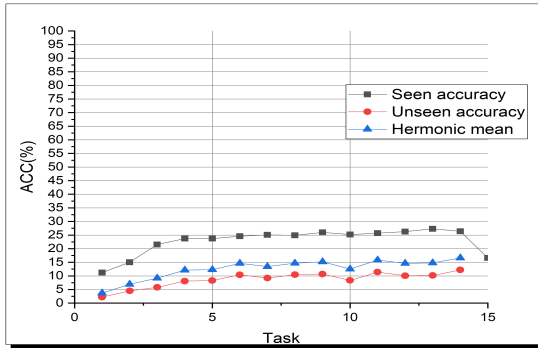


Figure 4. The SUN dataset results when we do not use the additional losses(L_e and L_y) during training the model.

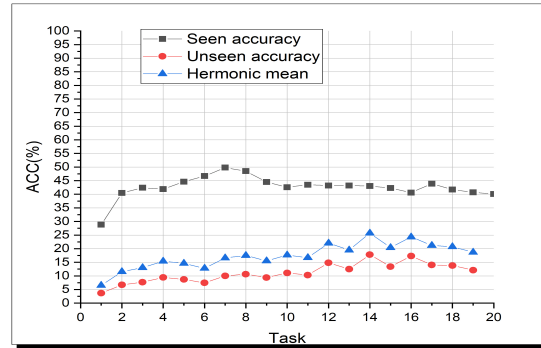


Figure 6. The CUB dataset results when we do not use the additional losses(L_e and L_y) during training the model.

5.2. Performance on CUB Dataset

CUB			
Methods	mSA	mUA	mH
AGEM+CZSL[34]	-	-	13.20
Seq-CVAE[8]	24.66	8.57	12.18
Seq-CADA[8]	40.82	14.37	21.14
CZSL-CV+mof[8]	43.73	10.26	16.34
CZSL-CV+rb[8]	42.97	13.07	19.53
CZSL-CV+res[8]	44.89	13.45	20.15
A-CZSL[10]	34.25	12.42	17.41
GRCZSL[9]	41.91	14.12	20.48
ours			
DVGR-CZSL*	44.87	14.55	21.66
DVGR-CZSL	42.84	11.1	17.4

Table 3. Results for the CUB dataset, where mSA: Mean Seen Accuracy, mUA: Mean Unseen Accuracy, mH: Harmonic Mean Accuracy. (*) denotes L_e and L_y are used during training the model. The best results are presented over three runs.

We divide the CUB dataset into 20 tasks, where each consists of ten classes. We compare our results with several methods in Table 3. Generalized CZSL[8] used memory to store real data as the replay, and it achieved mH =

20.15. GRCZSL[9] has used generative replay to alleviate catastrophic forgetting and achieved mH = 20.48, and A-CZSL[10] is an adversarial model that consists of two different modules and achieved mH = 17.41; in contrast, our model outperforms all existing models and achieves mH = 21.66 when each task gets trained for 101 epochs and the classifier for 25 epochs. The architecture consists of 171.8M parameters, and it takes around 1.6 hours to learn the CUB dataset when 50 synthetic samples per class are taken as the generative replay. The performance of our model per task is given in figures 5 and 6.

5.3. Performance on aPY Dataset

We divide the aPY dataset into four tasks, where each consists of eight classes. We compare our results with several models in Table 5. Generalized CZSL[8] used memory to store real data as the replay to alleviate catastrophic forgetting, and it achieved mH = 25.84. GRCZSL[9] has used generative replay and achieved mH = 20.12, and A-CZSL[10] is an adversarial model that achieved mH = 23.05; in contrast, our model outperforms all existing models and achieves mH = 31.7 when each task gets trained for 101 epochs and the classifier for 25 epochs. The architecture consists of 3.1M parameters, and it takes around 220

Dataset	AGEM+CZSL	Seq-CVAE	Seq-CADA	CZSL-CV+mof	CZSL-CV+rb	CZSL-CV+res	A-CZSL	GRCZSL	DVGR-CZSL
SUN	10.5	13.38	20.10	16.71	16.94	17.63	9.68	13.73	14.54
CUB	13.20	12.18	21.14	16.34	19.53	20.15	17.41	20.48	21.66
aPY	16.30	18.33	16.42	18.27	18.6	23.9	23.05	20.12	31.7
AWA1	25.73	27.14	27.59	30.46	33.64	35.51	37.19	33.56	38
AWA2	22.24	28.67	30.38	36.6	37.32	38.34	37.19	35.82	40.6

Table 4. compares of Harmonic mean accuracy of different methods for SUN, CUB, aPY, AWA1, and AWA2 datasets.

aPY			
Methods	mSA	mUA	mH
AGEM+CZSL[34]**	-	-	16.30
Seq-CVAE[8]	51.57	11.8	18.33
Seq-CADA[8]	45.25	10.59	16.42
CZSL-CV+mof[8]	64.91	10.79	18.27
CZSL-CV+rb[8]	64.45	11.00	18.60
CZSL-CV+res[8]	64.88	15.24	23.90
A-CZSL[10]	58.14	15.91	23.05
GRCZSL[9]	66.47	12.06	20.12
ours			
DVGR-CZSL*	59.4	22.9	30.55
DVGR-CZSL	62.5	22.7	31.7

Table 5. Results for the aPY dataset, where mSA: Mean Seen Accuracy, mUA: Mean Unseen Accuracy, mH: Harmonic Mean Accuracy. (*) denotes L_e and L_y are used during training the model. (**) denotes the result has been produced using the original provided code in[34]. The best results are presented over three runs.

AWA1			
Methods	mSA	mUA	mH
AGEM+CZSL[34]**	-	-	25.73
Seq-CVAE[8]	59.27	18.24	27.14
Seq-CADA[8]	51.57	18.02	27.59
CZSL-CV+mof[8]	76.77	19.26	30.46
CZSL-CV+rb[8]	77.85	21.90	33.64
CZSL-CV+res[8]	78.56	23.65	35.51
A-CZSL[10]	70.16	25.93	37.19
GRCZSL[9]	78.66	21.86	33.56
ours			
DVGR-CZSL*	65.1	28.5	38
DVGR-CZSL	68.4	26.9	37.2

Table 6. Results for the AWA1 dataset, where mSA: Mean Seen Accuracy, mUA: Mean Unseen Accuracy, mH: Harmonic Mean Accuracy. (*) denotes L_e and L_y are used during training the model. (**) denotes the result has been produced using the original provided code in[34]. The best results are presented over three runs.

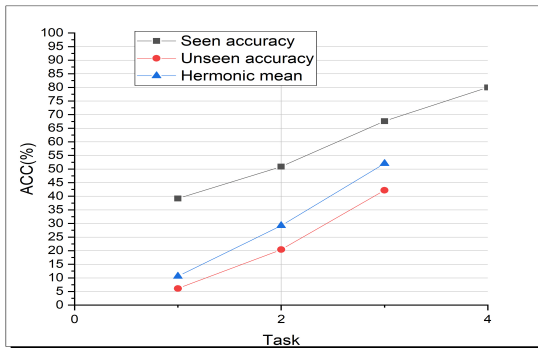


Figure 7. The aPY dataset results when we use the additional losses(L_e and L_y) during training the model.

seconds to learn the aPY dataset when 50 synthetic samples per class are taken as the generative replay. The performance of our model per task is given in figures 7..

5.4. Performance on AWA1 Dataset

We divide the AWA1 dataset into five tasks, where each consists of ten classes. We compare our results with several methods in Table 6. Generalized CZSL[8] used memory replay to alleviate catastrophic forgetting, and it achieved

mH = 35.51. GRCZSL[9] has used generative replay and achieved mH = 33.56, and A-CZSL[10] is an adversarial model that achieved mH = 35.75; in contrast, our model outperforms all existing models and achieves mH = 38 when each task gets trained for 101 epochs and the classifier for 25 epochs. The architecture consists of 3.9M parameters, and it takes around 450 seconds to learn the AWA1 dataset when 50 synthetic samples per class are taken as the generative replay. The performance of our model per task is given in figures 8.

5.5. Performance on AWA2 Dataset

We divide the AWA2 dataset into five tasks, where each consists of ten classes. We compare our results with several methods in Table 7. Generalized CZSL[8] used memory replay to alleviate catastrophic forgetting, and it achieved mH = 38.34. GRCZSL[9] has used generative replay and achieved mH = 35.82, and A-CZSL[10] is an adversarial model that achieved mH = 37.19; in contrast, our model outperforms all existing models and achieves mH = 40.6 when each task gets trained for 101 epochs and the classifier for 25 epochs. The architecture consists of 3.9M parameters, and it takes around 800 seconds to learn the AWA2 dataset

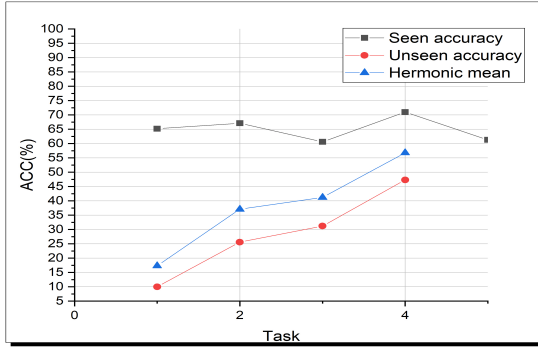


Figure 8. The AWA1 dataset results when we use the additional losses(L_e and L_y) during training the model.

AWA2			
Methods	mSA	mUA	mH
AGEM+CZSL[34]**	-	-	27.24
Seq-CVAE[8]	61.42	19.34	28.67
Seq-CADA[8]	52.30	20.30	30.38
CZSL-CV+mof[8]	79.11	24.41	36.6
CZSL-CV+rb[8]	80.92	24.82	37.32
CZSL-CV+res[8]	80.97	25.75	38.34
A-CZSL[10]	70.16	25.93	37.19
GRCZSL[9]	81.01	23.59	35.82
ours			
DVGR-CZSL*	73.5	28.8	40.6
DVGR-CZSL	73.4	27.05	38.3

Table 7. Results for the AWA2 dataset, where mSA: Mean Seen Accuracy, mUA: Mean Unseen Accuracy, mH: Harmonic Mean Accuracy. (*) denotes L_e and L_y are used during training the model. (**) denotes the result has been produced using the original provided code in[34]. The best results are presented over three runs.

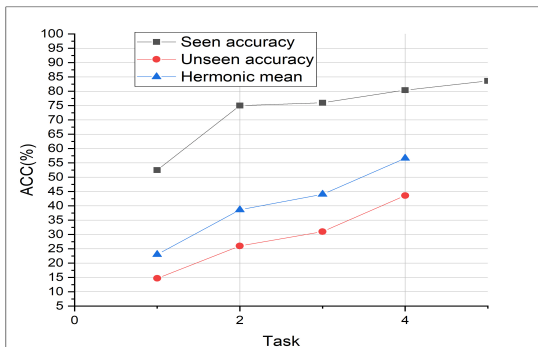


Figure 9. The AWA2 dataset results when we use the additional losses(L_e and L_y) during training the model.

when 50 synthetic samples per class are taken as a generative replay. The performance of our model per task is given in figures 9.

5.6. Few Things We Tried

- First, we added skip connections, sent the information from encoders to decoders, but got drastic deterioration in performance.
- Second, if we do not use rectified linear units(ReLU) function in the classifier, we would get around 5-10% decay in harmonic mean accuracy depending on the dataset.
- Third, the number of synthetic samples per class as the generative replay is optimum between 40-50. Figure 10 shows that harmonic mean accuracy is maximum at that range for the aPY dataset.

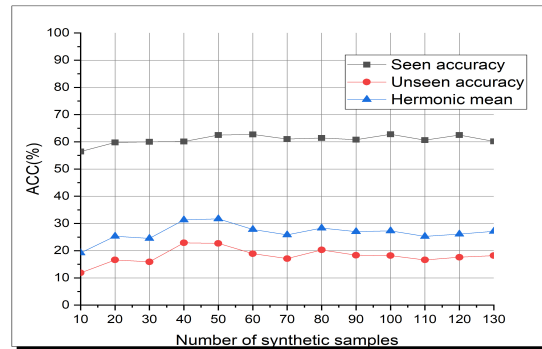


Figure 10. The aPY dataset results using a different number of synthetic samples per class as the generative replay. Here, we do not use the additional losses(L_e and L_y) during training the model.

6. Conclusion

In this work, we proposed a novel algorithm for continual zero-shot learning that takes structure-based and generative replay-based approaches together into account to fight against catastrophic forgetting. The model’s performance is evaluated using five ZSL benchmark datasets, out of which we achieve state-of-the-art results for four datasets. We can apply this approach for object detection in future work. What should be the optimum latent dimension, hidden-layer size?

7. Acknowledgement

We thank Prof. Vinod Sharma and Prof. Parimal Parag from the Department of ECE, Indian Institute of Science(IISc), Bangalore, for the course Foundation of Machine Learning that helped me a lot to understand basics of Machine Learning. I started my journey in Machine Learning since that course.

References

- [1] Rahaf Aljundi, Francesca Babiloni, Mohamed Elhoseiny, Marcus Rohrbach, and Tinne Tuytelaars. Memory aware synapses: Learning what (not) to forget. In *Proceedings of the European Conference on Computer Vision (ECCV)*, pages 139–154, 2018. [2](#)
- [2] Samaneh Azadi, Deepak Pathak, Sayna Ebrahimi, and Trevor Darrell. Compositional gan: Learning image-conditional binary composition. *International Journal of Computer Vision*, 128(10):2570–2585, 2020. [3](#)
- [3] Eden Belouadah and Adrian Popescu. Il2m: Class incremental learning with dual memory. In *Proceedings of the IEEE/CVF International Conference on Computer Vision*, pages 583–592, 2019. [3](#)
- [4] Arslan Chaudhry, Marc’Aurelio Ranzato, Marcus Rohrbach, and Mohamed Elhoseiny. Efficient lifelong learning with a-gem. *arXiv preprint arXiv:1812.00420*, 2018. [3](#)
- [5] Arslan Chaudhry, Marc’Aurelio Ranzato, Marcus Rohrbach, and Mohamed Elhoseiny. Efficient lifelong learning with a-gem, 2019. [3](#)
- [6] Arslan Chaudhry, Marcus Rohrbach, Mohamed Elhoseiny, Thalaiyasingam Ajanthan, Puneet K Dokania, Philip HS Torr, and Marc’Aurelio Ranzato. On tiny episodic memories in continual learning. *arXiv preprint arXiv:1902.10486*, 2019. [3](#)
- [7] Ali Farhadi, Ian Endres, Derek Hoiem, and David Forsyth. Describing objects by their attributes. In *2009 IEEE Conference on Computer Vision and Pattern Recognition*, pages 1778–1785. IEEE, 2009. [4](#), [5](#)
- [8] Chandan Gautam, Sethupathy Parameswaran, Ashish Mishra, and Suresh Sundaram. Generalized continual zero-shot learning. *arXiv preprint arXiv:2011.08508*, 2020. [1](#), [3](#), [5](#), [6](#), [7](#), [8](#)
- [9] Chandan Gautam, Sethupathy Parameswaran, Ashish Mishra, and Suresh Sundaram. Generative replay-based continual zero-shot learning. *arXiv preprint arXiv:2101.08894*, 2021. [1](#), [3](#), [5](#), [6](#), [7](#), [8](#)
- [10] Subhankar Ghosh. Adversarial training of variational auto-encoders for continual zero-shot learning. *arXiv preprint arXiv:2102.03778*, 2021. [1](#), [3](#), [5](#), [6](#), [7](#), [8](#)
- [11] Tyler L Hayes, Nathan D Cahill, and Christopher Kanan. Memory efficient experience replay for streaming learning. In *2019 International Conference on Robotics and Automation (ICRA)*, pages 9769–9776. IEEE, 2019. [1](#)
- [12] Thomas Hellström, Virginia Dignum, and Suna Bensch. Bias in machine learning-what is it good for? In *International Workshop on New Foundations for Human-Centered AI (NeHuAI) co-located with 24th European Conference on Artificial Intelligence (ECAI 2020), Virtual (Santiago de Compostela, Spain), September 4, 2020*, pages 3–10. RWTH Aachen University, 2020. [4](#)
- [13] Ronald Kemker and Christopher Kanan. Fearnert: Brain-inspired model for incremental learning. *arXiv preprint arXiv:1711.10563*, 2017. [3](#)
- [14] Diederik P Kingma and Jimmy Ba. Adam: A method for stochastic optimization. *arXiv preprint arXiv:1412.6980*, 2014. [5](#)
- [15] Diederik P Kingma and Max Welling. Auto-encoding variational bayes. *arXiv preprint arXiv:1312.6114*, 2013. [1](#)
- [16] James Kirkpatrick, Razvan Pascanu, Neil Rabinowitz, Joel Veness, Guillaume Desjardins, Andrei A Rusu, Kieran Milan, John Quan, Tiago Ramalho, Agnieszka Grabska-Barwinska, et al. Overcoming catastrophic forgetting in neural networks. *Proceedings of the national academy of sciences*, 114(13):3521–3526, 2017. [1](#)
- [17] James Kirkpatrick, Razvan Pascanu, Neil Rabinowitz, Joel Veness, Guillaume Desjardins, Andrei A Rusu, Kieran Milan, John Quan, Tiago Ramalho, Agnieszka Grabska-Barwinska, et al. Overcoming catastrophic forgetting in neural networks. *Proceedings of the national academy of sciences*, 114(13):3521–3526, 2017. [2](#)
- [18] Christoph H Lampert, Hannes Nickisch, and Stefan Harmeling. Attribute-based classification for zero-shot visual object categorization. *IEEE transactions on pattern analysis and machine intelligence*, 36(3):453–465, 2013. [1](#), [2](#)
- [19] Christoph H Lampert, Hannes Nickisch, and Stefan Harmeling. Attribute-based classification for zero-shot visual object categorization. *IEEE transactions on pattern analysis and machine intelligence*, 36(3):453–465, 2013. [2](#)
- [20] Christoph H Lampert, Hannes Nickisch, and Stefan Harmeling. Attribute-based classification for zero-shot visual object categorization. *IEEE transactions on pattern analysis and machine intelligence*, 36(3):453–465, 2013. [4](#), [5](#)
- [21] Xialei Liu, Marc Masana, Luis Herranz, Joost Van de Weijer, Antonio M Lopez, and Andrew D Bagdanov. Rotate your networks: Better weight consolidation and less catastrophic forgetting. In *2018 24th International Conference on Pattern Recognition (ICPR)*, pages 2262–2268. IEEE, 2018. [2](#)
- [22] Noel Loo, Siddharth Swaroop, and Richard E Turner. Generalized variational continual learning. *arXiv preprint arXiv:2011.12328*, 2020. [2](#)
- [23] David Lopez-Paz and Marc’Aurelio Ranzato. Gradient episodic memory for continual learning. *arXiv preprint arXiv:1706.08840*, 2017. [3](#)
- [24] Peirong Ma and Xiao Hu. A variational autoencoder with deep embedding model for generalized zero-shot learning. In *Proceedings of the AAAI Conference on Artificial Intelligence*, volume 34, pages 11733–11740, 2020. [1](#)
- [25] Cuong V Nguyen, Yingzhen Li, Thang D Bui, and Richard E Turner. Variational continual learning. *arXiv preprint arXiv:1710.10628*, 2017. [2](#)
- [26] Genevieve Patterson and James Hays. Sun attribute database: Discovering, annotating, and recognizing scene attributes. In *2012 IEEE Conference on Computer Vision and Pattern Recognition*, pages 2751–2758. IEEE, 2012. [4](#), [5](#)
- [27] Sylvestre-Alvise Rebuffi, Alexander Kolesnikov, Georg Sperl, and Christoph H Lampert. icarl: Incremental classifier

- and representation learning. In *Proceedings of the IEEE conference on Computer Vision and Pattern Recognition*, pages 2001–2010, 2017. 3
- [28] Matthew Riemer, Ignacio Cases, Robert Ajemian, Miao Liu, Irina Rish, Yuhai Tu, and Gerald Tesauro. Learning to learn without forgetting by maximizing transfer and minimizing interference. *arXiv preprint arXiv:1810.11910*, 2018. 1
- [29] Matthew Riemer, Ignacio Cases, Robert Ajemian, Miao Liu, Irina Rish, Yuhai Tu, and Gerald Tesauro. Learning to learn without forgetting by maximizing transfer and minimizing interference. *arXiv preprint arXiv:1810.11910*, 2018. 3
- [30] Andrei A Rusu, Neil C Rabinowitz, Guillaume Desjardins, Hubert Soyer, James Kirkpatrick, Koray Kavukcuoglu, Razvan Pascanu, and Raia Hadsell. Progressive neural networks. *arXiv preprint arXiv:1606.04671*, 2016. 2
- [31] Edgar Schönfeld, Sayna Ebrahimi, Samarth Sinha, Trevor Darrell, and Zeynep Akata. Generalized zero-shot learning via aligned variational autoencoders. *red*, 2:D2, 2019. 2
- [32] Aashish Sheshadri, Ian Endres, Derek Hoiem, and David Forsyth. Describing objects by their attributes. *Computer Vision and*, pages 1778–1785, 2012. 1, 2
- [33] Hanul Shin, Jung Kwon Lee, Jaehong Kim, and Jiwon Kim. Continual learning with deep generative replay. *arXiv preprint arXiv:1705.08690*, 2017. 3
- [34] Ivan Skorokhodov and Mohamed Elhoseiny. Normalization matters in zero-shot learning. *arXiv preprint arXiv:2006.11328*, 2020. 1, 3, 4, 5, 6, 7, 8
- [35] Ivan Skorokhodov and Mohamed Elhoseiny. Normalization matters in zero-shot learning. *arXiv preprint arXiv:2006.11328*, 2020. 4
- [36] Vinay Kumar Verma and Piyush Rai. A simple exponential family framework for zero-shot learning. In *Joint European conference on machine learning and knowledge discovery in databases*, pages 792–808. Springer, 2017. 1
- [37] Vinay Kumar Verma and Piyush Rai. A simple exponential family framework for zero-shot learning. In *Joint European conference on machine learning and knowledge discovery in databases*, pages 792–808. Springer, 2017. 1
- [38] Wenlin Wang, Yunchen Pu, Vinay Verma, Kai Fan, Yizhe Zhang, Changyou Chen, Piyush Rai, and Lawrence Carin. Zero-shot learning via class-conditioned deep generative models. In *Proceedings of the AAAI Conference on Artificial Intelligence*, volume 32, 2018. 1
- [39] Kun Wei, Cheng Deng, and Xu Yang. Lifelong zero-shot learning. In *Proceedings of the Twenty-Ninth International Joint Conference on Artificial Intelligence, IJCAI-20*, pages 551–557, 2020. 3
- [40] P. Welinder, S. Branson, T. Mita, C. Wah, F. Schroff, S. Belongie, and P. Perona. Caltech-UCSD Birds 200. Technical Report CNS-TR-2010-001, California Institute of Technology, 2010. 4, 5
- [41] Chenshen Wu, Luis Herranz, Xialei Liu, Joost van de Weijer, Bogdan Raducanu, et al. Memory replay gans: Learning to generate new categories without forgetting. *Advances in Neural Information Processing Systems*, 31:5962–5972, 2018. 3
- [42] Yue Wu, Yinpeng Chen, Lijuan Wang, Yuancheng Ye, Zicheng Liu, Yandong Guo, and Yun Fu. Large scale incremental learning. In *Proceedings of the IEEE/CVF Conference on Computer Vision and Pattern Recognition*, pages 374–382, 2019. 3
- [43] Yongqin Xian, Bernt Schiele, and Zeynep Akata. Zero-shot learning—the good, the bad and the ugly. In *Proceedings of the IEEE Conference on Computer Vision and Pattern Recognition*, pages 4582–4591, 2017. 1, 2
- [44] Jaehong Yoon, Eunho Yang, Jeongtae Lee, and Sung Ju Hwang. Lifelong learning with dynamically expandable networks. *arXiv preprint arXiv:1708.01547*, 2017. 2
- [45] Jaehong Yoon, Eunho Yang, Jeongtae Lee, and Sung Ju Hwang. Lifelong learning with dynamically expandable networks. *arXiv preprint arXiv:1708.01547*, 2017. 2
- [46] Friedemann Zenke, Ben Poole, and Surya Ganguli. Continual learning through synaptic intelligence. In *International Conference on Machine Learning*, pages 3987–3995. PMLR, 2017. 2
- [47] Friedemann Zenke, Ben Poole, and Surya Ganguli. Continual learning through synaptic intelligence. In *International Conference on Machine Learning*, pages 3987–3995. PMLR, 2017. 3