

Points2Sound: From mono to binaural audio using 3D point cloud scenes

Francesc Lluís

Vasileios Chatziioannou

Alex Hofmann

Department of Music Acoustics (IWK)
University of Music and Performing Arts Vienna, Austria

lluis-salvado@mdw.ac.at

Abstract

For immersive applications, the generation of binaural sound that matches the visual counterpart is crucial to bring meaningful experiences to people in a virtual environment. Recent works have shown the possibility to use neural networks for synthesizing binaural audio from mono audio using 2D visual information as guidance. Extending this approach by guiding the audio using 3D visual information and operating in the waveform domain may allow for a more accurate auralization of a virtual audio scene. In this paper, we present Points2Sound, a multi-modal deep learning model which generates a binaural version from mono audio using 3D point cloud scenes. Specifically, Points2Sound consists of a vision network with 3D sparse convolutions which extracts visual features from the point cloud scene to condition an audio network, which operates in the waveform domain, to synthesize the binaural version. Experimental results indicate that 3D visual information can successfully guide multi-modal deep learning models for the task of binaural synthesis. In addition, we investigate different loss functions and 3D point cloud attributes, showing that directly predicting the full binaural signal and using rgb-depth features increases the performance of our proposed model.

1. Introduction

We perceive the world through multiple senses that jointly collaborate to understand the environment. Especially for spatial cognition, auditory stimuli, besides visual stimuli, are of paramount importance. For instance, being capable to hear instantly from all angles helps our orientation in space and influences our visual attention[3, 31]. Auditory stimuli are received by both ears and our brain locates sound sources in space by comparing the sound between them. This is known as binaural hearing and it relies mainly on two acoustic cues: Interaural Time Difference

(ITD) and Interaural Level Difference (ILD). ITD is the difference in arrival time of a sound between the ears and ILD is the difference in sound intensity. In the median plane, i.e. the vertical plane between the ears, ITD and ILD are small and we locate sources relying on spectral cues. All these acoustic cues can be described by the so called head-related transfer function (HRTF), which encodes the sound distortion caused by geometries of the head and the torso [34].

In immersive applications, the generation of accurate binaural acoustic cues that match the visual counterpart is key to provide meaningful experiences to people in the virtual environment. These acoustic cues, i.e. ITD and ILD, strongly rely on the 3D position between the receiver and the sound sources. Recently, several methods using neural networks have been proposed to generate binaural audio from mono audio using 2D visual information as guidance [46, 42, 8, 21]. However, using 2D visual information inherently restricts the neural network ability to extract information about the 3D positions between the receiver and the sound sources present in a scene. Not having access to this potentially useful information entails the risk of finding a sub-optimal solution for the task of binaural generation. In addition, these approaches extract visual information applying 2D dense convolutions to planar projections of the scene. This forces the 2D convolutional filters to attend local regions that does not have a relationship in the physical sense, which may hinder the audio-visual learning for the binaural synthesis task.

In this paper we introduce Points2Sound, a multimodal neural network that synthesizes binaural audio from mono audio using 3D visual information as guidance (see Fig. 1). With regard to the visual learning, we propose the use of 3D point clouds as visual information as well as 3D sparse convolutions to extract information from it. This enables the model to extract information about the 3D position of the sound sources while convolutional filters attend to 3D data structures found in local regions of the 3D space. With regard to the audio learning, Points2Sound makes use of the

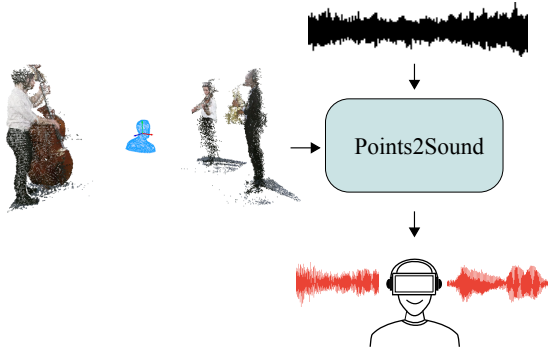


Figure 1. Points2Sound is a deep-learning model capable of generating a binaural version from mono audio that matches a 3D point cloud scene.

advancements in neural audio modelling in the waveform domain. We extend the demucs architecture[4] and show that this model can be effectively conditioned using visual information. This results in the first audio-visual binauralization model that operates in the waveform domain and is trained strictly in an end-to-end fashion.

The main contributions of this work are the following:

- Unlike previous methods, we tackle visually-informed spatial audio generation directly in the waveform domain. Our proposed multi-modal neural network outperforms a recent spectrogram-based model for binaural audio synthesis.
- To our knowledge we are the first to use 3D point clouds to condition audio signals. By using 3D visual information and 3D sparse convolutions, the neural network can learn the correspondence between audio characteristics, like spatial cues or timbre, and 3D structures found in local regions of the 3D space, which is relevant for binaural audio synthesis.
- We evaluate how 3D point cloud attributes, i.e. depth or rgb-depth, and different loss functions affect binaural audio synthesis performance for different number of sound sources present in the scene.
- We provide the dataset of the captured 3D-video point clouds, videos with listening examples, and the source code for reproducibility purposes¹.

This paper is organized as follows: Section 2 provides a brief overview on the related work. Section 3 explains the details about the neural network architecture, the training procedure, and the data used. Section 4 presents the evaluation metrics and the obtained results. Discussion is detailed in Section 5 and conclusions are provided in Section 6.

¹<https://github.com/francesclluis/points2sound>

2. Related work

We provide a brief overview of related works in the field of audio(-visual) source separation and audio(-visual) spatial audio generation.

2.1. Audio(-visual) Source Separation:

Source separation has been traditionally approached using only audio signals [1, 12] with methods such as independent component analysis [14], sparse coding [25] or non-negative matrix factorization [19]. Recently, audio source separation has experienced significant progress due to the application of learning methods [43, 22, 33, 36]. Current trends include performing source separation in the waveform domain [35, 20, 4] or preserving binaural cues during the separation process [11, 37]. In addition, deep learning methods have facilitated the inclusion of visual information to guide the audio separation [5, 28]. In the case of music source separation using visual information, learning methods mainly use appearance cues from the 2D visual representations [45, 7], but have been enhanced also with motion information [44, 6]. Interestingly, audio-visual source separation models intrinsically learn to map audio to their corresponding position in the visual representation. This has encouraged the use of visual information for spatial audio generation [46].

2.2. Audio(-visual) Spatial Audio Generation:

With the recent advances on audio modeling using neural networks, end-to-end deep learning approaches using explicit information about the position and orientation of the sources in the 3D space have been proposed for binaural audio synthesis [30, 9]. These approaches require head tracking equipment to know the pose of the receiver and sound sources in the environment. Concurrently, audio-visual learning for spatial audio generation has gained interest. Several methods have been proposed to infer spatial acoustic cues to mono audio leveraging visual information. Morgado et al. [24] proposed a learning method to generate the spatial version of mono audio guided by 360° videos. Their approach is to predict the spatial audio in ambisonics format which can be later decoded as binaural audio for reproduction through headphones. Gao et al. [8] show that directly predicting the binaural audio creates better 3D sound sensations. They propose a U-Net-like framework for mono-to-binaural conversion using normal field of view videos. Since then, binauralization models using 2D visual information have been enhanced using different approaches such as using an auxiliary classifier [21] or integrating the source separation task in the overall binaural generation framework [46]. In addition, it has been shown that features from pretrained models on audio-visual spatial alignment tasks are beneficial for audio binauralization

[42]. Our work adds knowledge to this domain by tackling visually-informed spatial audio generation directly in the waveform domain while using 3D point cloud data as visual guidance.

3. Approach

We propose Points2Sound, a deep learning algorithm capable of generating a binaural version from a mono audio using the 3D point cloud scene of the sound sources in the environment.

3.1. Problem Formulation

Consider an audio mono signal $s_m \in \mathbb{R}^{1 \times T}$ of length T generated by N sources s_i , with

$$s_m(t) = \sum_{i=1}^N s_i(t) \quad (1)$$

along with the 3D scene of the sound sources in the 3D space represented by a point cloud $\mathcal{V} = \{\mathcal{V}_i\}_{i=1}^P$, and the corresponding binaural signal $s_b \in \mathbb{R}^{2 \times T}$. We aim at finding a model f with the structure of a neural network such that $s_b(t) = f(s_m(t), \mathcal{V})$. The binaural version $s_b(t)$ generated by N sources s_i is defined as:

$$s_b^{L,R}(t) = \sum_{i=1}^N s_i(t) \otimes \text{HRTF}(\varphi_i, \theta_i, d_i)|_{\text{left, right}} \quad (2)$$

where $\text{HRTF}(\varphi_i, \theta_i, d_i)|_{\text{left, right}}$ is the head-related transfer function of the sound incidence at the specified i -source orientation (φ_i, θ_i) and distance d_i for both left (L) and right (R) ears. Throughout this work, orientation and distance are defined based on a head-related coordinate system, i.e. the center of coordinates is considered the head of the listener.

3.2. Points2Sound Model Architecture

We propose a multi-modal neural network architecture capable of synthesizing binaural audio in an end-to-end fashion: the architecture takes as inputs the 3D point cloud scene along with the raw mono waveform and outputs the corresponding binaural waveform. The architecture comprises a vision network and an audio network. Broadly, the vision network extracts a visual feature from the 3D point cloud scene that serves to condition the audio network for binaural synthesis. Figure 2 shows a schematic diagram of the proposed model.

3.2.1 Sparse Tensor and 3D Sparse Convolution

As a first step, the point cloud scene \mathcal{V} , with its corresponding coordinates \mathcal{C} and associated features \mathcal{F} , is represented

by a third order tensor $\mathbf{T} \in \mathbb{R}^{N_1 \times N_2 \times N_3}$. To this end, a voxel size v_s is used to define point cloud coordinates in the integer grid of the tensor i.e. $\mathcal{C}' = \lfloor \frac{\mathcal{C}}{v_s} \rfloor$. Due to the amount of empty space a point cloud contains, the resultant sparse tensor is made of only a few non-zero elements.

$$\mathbf{T}[\mathbf{c}'_i] = \begin{cases} \mathbf{f}_i & \text{if } \mathbf{c}'_i \in \mathcal{C}' \\ 0 & \text{otherwise,} \end{cases} \quad (3)$$

where $\mathcal{C}' = \text{supp}(\mathbf{T})$ is the set of non-zero discretized coordinates and \mathbf{f}_i is the feature associated to \mathcal{V}_i . Then, considering predefined input coordinates \mathcal{C}'_{in} and output coordinates $\mathcal{C}'_{\text{out}}$, convolution on a 3D sparse tensor can be defined as follows:

$$\mathbf{T}'[x, y, z] = \sum_{i,j,k \in \mathcal{N}(x,y,z)} \mathbf{W}[i, j, k] \mathbf{T}[x+i, y+j, z+k] \quad (4)$$

for $(x, y, z) \in \mathcal{C}'_{\text{out}}$. Where $\mathcal{N}(x, y, z) = \{(i, j, k) | |i| \leq L, |j| \leq L, |k| \leq L, (i+x, j+y, k+z) \in \mathcal{C}'_{\text{in}}\}$. \mathbf{W} are the weights of the 3D convolutional kernel and $2L+1$ is the convolution kernel size.

3.2.2 Vision Network

The vision network consists of a Resnet18 [13] architecture with 3D sparse convolutions [2] that extracts a visual feature from the 3D point cloud scene. Resnet18 with 3D sparse convolutions has been successfully used in several tasks such as 3D semantic segmentation [2] or 3D single-shot object detection [10]. Thus, we consider sparse Resnet18 suitable for our scenario, where extracting information about the position of the sources while recognizing the type of source is critical for reliable binaural synthesis. Sparse Resnet18 learns at different scales by halving the feature space after two residual blocks and doubling the receptive field by using a stride of 2. Through the network, ReLU is used as activation function and batch normalization is applied after sparse convolutions. At the top of Resnet18 4^{th} block, we add a $3 \times 3 \times 3$ sparse convolution with $K = 16$ output channels and apply a max-pooling operation to adequate the dimensions of the extracted visual feature \mathbf{h} .

3.2.3 Audio Network

We adapt the Demucs architecture [4] to synthesise binaural versions \hat{s}_b from mono audio signals s_m given the 3D scene of the sound sources \mathcal{V} . Although Demucs was originally designed for source separation, we find it appropriate for binaural synthesis because the model needs to intrinsically learn to separate the sound of the sources in the mono mixture for further rendering (see Eq. 2). In addition, it operates at 44.1 kHz which helps to synthesise binaural nuances in the higher frequency range. This

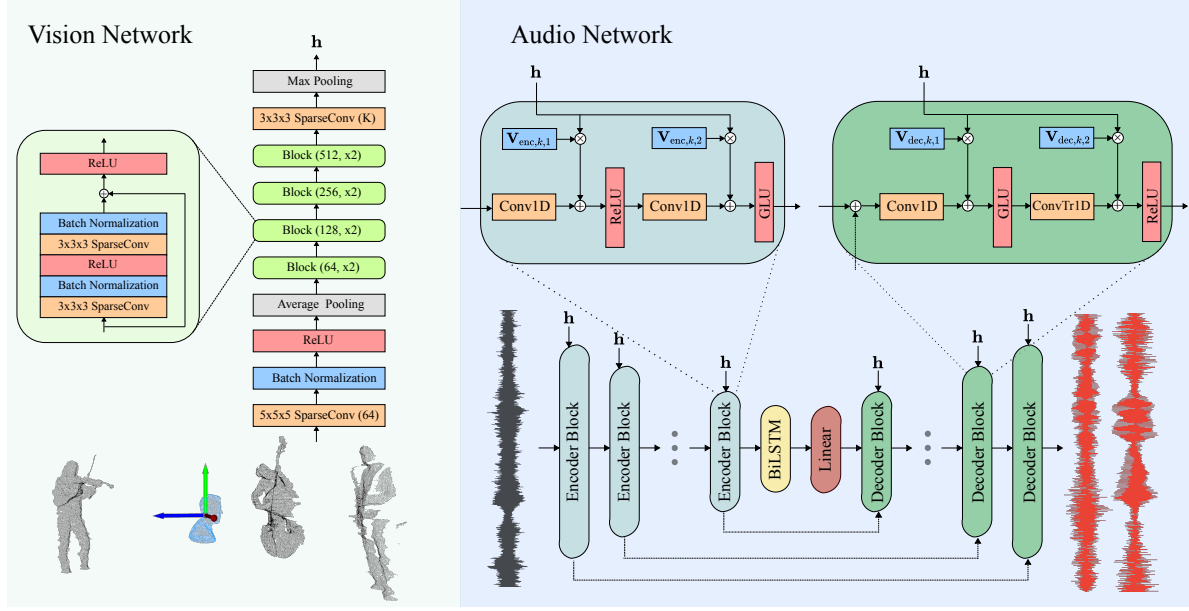


Figure 2. Overview diagram of Points2Sound. It consists of a sparse Resnet18 network for visual analysis and a Demucs network for binaural audio synthesis. The vision network extracts a visual feature \mathbf{h} from the 3D point cloud. Then, this visual feature serves to condition the audio network to generate a binaural version from the mono audio that matches the visual counterpart. Both networks are jointly optimized during the training of the model.

contrasts with current audio-visual spatial generation approaches which only operate at 16kHz[46, 42, 8, 21]. Demucs works in the waveform domain and has a U-Net-like structure [32] (see Fig. 2). The encoder-decoder structure learns multi-resolution features from the raw waveform while skip connections allow low-level information to be propagated through the network, such as the phase of the input signal. In this work, we keep the original six convolution blocks for both encoder and decoder but extend the architecture so that the input and output channels match our mono and binaural signals.

3.2.4 Conditioning

We use a global conditioning approach on the audio network to guide the binaural synthesis according to the 3D scene. Global conditioning was introduced in Wavenet[26] and has been recently used in the Demucs architecture for separation purposes using one-hot vectors [15]. In a similar way, we use the extracted visual feature \mathbf{h} from the vision network and insert it in each encoder and decoder block of the audio network. Specifically, the visual feature is inserted after being multiplied by a learnable linear projection $\mathbf{V}_{\cdot,k,\cdot}$. As in [15], Demucs encoder and decoder takes the following expression:

$$\text{Encoder}_{k+1} = \text{GLU}(\mathbf{W}_{\text{encoder},k,2} * \text{ReLU}(\mathbf{W}_{\text{encoder},k,1} * \text{Encoder}_k + \mathbf{V}_{\text{encoder},k,1}\mathbf{h}) + \mathbf{V}_{\text{encoder},k,2}\mathbf{h}), \quad (5)$$

$$\text{Decoder}_{k-1} = \text{ReLU}(\mathbf{W}_{\text{decoder},k,2} *^\top \text{GLU}(\mathbf{W}_{\text{decoder},k,1} * (\text{Encoder}_k + \text{Decoder}_k) + \mathbf{V}_{\text{decoder},k,1}\mathbf{h}) + \mathbf{V}_{\text{decoder},k,2}\mathbf{h}). \quad (6)$$

where Encoder_{k+1} and Decoder_{k-1} are the outputs from the k level encoder and decoder blocks respectively. $\mathbf{W}_{\cdot,k,\cdot}$ are the 1-D kernel weights at the k block and ReLU/GLU are the corresponding activation functions.

3.2.5 Loss Function

We aim to investigate the effect that different learning objectives have on the performance of Points2Sound. To this end, we explore two different loss functions which are used to optimize both vision and audio networks during the training of the model.

The first loss function $\mathcal{L}_{\text{full}}$ optimizes the parameters of the model to reduce the L1 loss between the estimated binaural $\hat{s}_b^{L,R}$ and the ground truth binaural $s_b^{L,R}$, i.e.

$$\mathcal{L}_{\text{full}} = \|s_b^{L,R} - \hat{s}_b^{L,R}\| \quad (7)$$

Note that when using $\mathcal{L}_{\text{full}}$, Points2Sound predicts the full binaural signal, i.e. predicts both left and right binaural channels.

The second loss function $\mathcal{L}_{\text{diff}}$ optimizes the parameters to reduce the L1 loss between the estimated binaural difference channels \hat{s}_b^{diff} and the ground truth binaural difference channels s_b^{diff} , i. e.

$$\mathcal{L}_{\text{diff}} = \|s_b^{\text{diff}} - \hat{s}_b^{\text{diff}}\| \quad (8)$$

where $s_b^{\text{diff}}(t) = s_b^L - s_b^R$. Note that when using $\mathcal{L}_{\text{diff}}$, Point2Sound is forced to learn the differences between the left and right binaural channels and predicts a one-channel signal \hat{s}_b^{diff} . Then, considering the mono signal represented as $s_m = s_b^L + s_b^R$, both predicted binaural channels are recovered as follows:

$$\hat{s}_b^L = (s_m + \hat{s}_b^{\text{diff}})/2, \quad \hat{s}_b^R = (s_m - \hat{s}_b^{\text{diff}})/2 \quad (9)$$

3.3. Data

While there are lots of audio datasets, there is data scarcity of 3D point cloud videos of performing musicians. For the purposes of this work, we capture 3D videos of twelve performers playing different instruments: cello, doublebass, guitar, saxophone, and violin. In addition, we separately collect audio recordings of these instruments from existing audio datasets. This data will serve later to generate 3D audio-visual scenes for self-supervised learning.

3.3.1 Point Clouds

Recordings were conducted using an Azure Kinect DK (by Microsoft) placed one meter above the floor and capturing a frontal view of the musician at a distance of two meters. Azure Kinect DK comprises a depth camera and a color camera. The depth camera was capturing a $75^\circ \times 65^\circ$ field of view with a 640×576 resolution while the color camera was capturing with a 1920×1080 resolution. Both cameras were recording at 15 fps and Open3D library[47] was then used to align depth and color streams and generate a point cloud for each frame. The full 3D video recordings span 1 hour of duration with an average of 12 different performers for each instrument.

We increase our 3D point cloud video dataset collecting 3D videos from *small ensemble 3D-video database* [38] and *Panoptic Studio* [16]. In *small ensemble 3D-video database*, recordings are carried out using three RGB-Depth Kinect v2 sensors. LiveScan3D [18] and OpenCV libraries are then used to align and generate point clouds for each frame given each camera point of view and sensor data. The average video recording is 5 minutes per instrument and a single performer per instrument. In *Panoptic Studio*, recordings are carried out using ten Kinect sensors. In this case, recordings span two instrument categories: cello and

guitar. The average time per video recording is 2 minutes per instrument for a single performer per instrument. As we gather 3D point cloud videos from different sources, we set the axes representing the point clouds to have the same meaning for all the collected 3D videos. This is: the body face direction is z-axis, stature direction is y-axis, and the side direction is x-axis. Then we split 75% of the data for training, 15% for validation, and the remaining 10% for testing. Data split is made ensuring that there is no overlap in identities between sets.

3.3.2 Audio

We collect 30 hours of mono audio recordings at 44.1 kHz from *Solos* [23] and *Music* [45]. Both datasets gather music from YouTube which ensures a variety of acoustic conditions. In total, we gather 72 recordings per instrument with an average of 5 minutes per recording. We split 75% of the recordings for training, 15% for validation, and the remaining 10% for testing.

For further binaural auditory scene generation, we also create multiple binaural versions of each recording using the *Two!Ears* Binaural Simulator [40]. Specifically, for each audio recording we simulate the binaural version at a discrete set of angular positions in the horizontal plane with no elevation, i.e. $(\varphi_k, \theta) := (\frac{k\pi}{4}, 0)$ for $k = 0, \dots, 7$. For binaural auditory modelling, we use the HRTFs at 1m of distance between source and receiver measured with a KEMAR dummy head at the anechoic chamber of the TU Berlin [39].

3.4. Audio-visual 3D Scene Generation for Self-supervised Learning

We synthetically create mono mixtures, 3D scenes, and the corresponding binaural version to train the model in a self-supervised fashion.

For each instance, we randomly select N sources and N angular positions with N chosen uniformly between 1 and 3. The binaural mixture, which serves as supervision, is created following Eq. 2. First, we select 3 seconds length binaural signals for each sound source in the mix based on its angular position, and then we sum all selected binaural signals to create the binaural mixture. The input mono mixture is obtained by adding both channels of the binaural mixture.

For the 3D scene, we first select individual musician's point clouds corresponding to these sources. Then, musician point clouds are located at their corresponding angular position in a random distance ranging from 1 to 3 meters from the listeners head in the 3D space. Finally, all N musician point clouds are merged to create a single 3D point cloud scene. Note that we generate binaural versions using HRTFs computed at 1 meter distance from the listeners




Figure 3. Illustration of the augmentation operations applied to a 3D point cloud scene. a) Original scene. b) Color augmentations applied to the original scene. Color augmentations include modifying the brightness and intensity of the sound sources as well as distort the color of each point using Gaussian noise. c) Coordinate augmentations applied to the original scene. Coordinate augmentations include random shearing along all axes and random translation along the stature direction.

head but locate the sources in a distance ranging from 1 to 3 meters. This assumption is based on the fact that distance has smaller influence on the shape of HRTFs, for source-receiver distances greater than 1m [27].

During the training of the model, each individual musician point cloud is independently augmented in both coordinates and color. We randomly shear and translate the coordinates of each musician in the scene. Shearing is applied along all axes and the shear elements are sampled from a Normal distribution $\mathcal{N}(0, 0.1^2)$. Translation is applied along the stature direction and the translation offset is sampled from $\mathcal{N}(0, 0.2^2)$.

Regarding color, we distort the brightness and intensity of each sound source in the scene. Specifically, we apply color distortion to each point via adding Gaussian

noise sampled from $\mathcal{N}(0, 0.05^2)$ on each rgb color channel. We also alter color value and color saturation with random amounts uniformly sampled ranging from -0.2 to 0.2 and -0.15 to 0.15 respectively. Figure 3 illustrates the different augmentation operations applied. After augmentation, each scene is represented as a sparse tensor by discretizing the point cloud coordinates using a voxel size of 0.02 meters. We select a small voxel size as it has been shown to work better than bigger ones for several 3D visual tasks[2].

3.5. Implementation Details

Initially, we pretrain the vision network to facilitate the future learning process. Pretraining is done on the 3D object classification task modelnet40 [41]. Since modelnet40 consists of 3D CAD models, we sample point clouds from the mesh surface of the objects shapes. For the pretraining, we also discretize the coordinates setting the voxel size to 0.02 meters. Then, Points2Sound vision and audio networks are jointly trained for 120k iterations using the Adam [17] optimizer. We use a batch size of 40 samples and we set the learning rate to 1×10^{-4} . We select the weights with less validation loss after the training process. Training and testing are conducted on a single Titan RTX GPU. The training stage takes about 72 hours while the inference takes 0.115 seconds to binauralize 10 seconds of mono audio (value averaged from 300 samples). We use the Minkowski Engine [2] for the sparse tensor operations and PyTorch [29] for the other operations required.

4. Results

4.1. Evaluation Metrics

As in previous work[24], we measure the quality of the predicted binaural audio assessing the short-time Fourier transform (STFT) Distance. Using the STFT Distance we assess how similar the frequency components of each predicted binaural channel are to the ground truth. STFT Distance (d_{STFT}) between a binaural signal s_b and its estimate \hat{s}_b is defined as:

$$d_{\text{STFT}} = \|\text{STFT}(s_b^L(t)) - \text{STFT}(\hat{s}_b^L(t))\|_2 + \|\text{STFT}(s_b^R(t)) - \text{STFT}(\hat{s}_b^R(t))\|_2 \quad (10)$$

where $\|\cdot\|_2$ is the L2 norm and $\text{STFT}(\cdot)$ is the short-time Fourier transform. The STFT is computed using a Hann window of 23 milliseconds and hop length of 10 milliseconds.

We also assess the quality of the predicted binaural audio using the Envelope Distance. The Envelope Distance operates in the time domain and is intended to capture the perceptual similarity between two binaural signals in a better way than directly computing the loss between its waveform

	Visual features	$\bar{d}_{ENV} \downarrow$			$\bar{d}_{STFT} \downarrow$			$\bar{d}_{ENV} \downarrow$	$\bar{d}_{STFT} \downarrow$
		1	2	3	1	2	3		
Mono-Mono	-	0.167	0.132	0.116	3.053	1.564	1.096	0.138	1.904
Rotated-Visual	depth	0.122	0.081	0.068	3.305	1.081	0.647	0.090	1.677
	rgb-depth	0.119	0.086	0.072	3.104	1.225	0.752	0.092	1.693
Mono2Binaural[8]	depth	0.023	0.038	0.041	0.083	0.184	0.190	0.034	0.152
	rgb-depth	0.022	0.035	0.039	0.085	0.166	0.176	0.032	0.142
Points2Sound (\mathcal{L}_{diff})	depth	0.004	0.030	0.036	0.002	0.132	0.161	0.023	0.098
	rgb-depth	0.006	0.033	0.038	0.042	0.176	0.171	0.025	0.129
Points2Sound (\mathcal{L}_{full})	depth	0.005	0.029	0.037	0.006	0.131	0.165	0.024	0.100
	rgb-depth	0.004	0.027	0.035	0.008	0.120	0.152	0.022	0.093

Table 1. Quantitative results of baselines and Points2Sound. For each method, we report the performance depending to the number of sources ($N = 1, 2, 3$) and the type of 3D point cloud attributes (depth or rgb-depth), based on the average of the evaluation metrics. Average values for any number of sources are given by \bar{d}_{ENV} and \bar{d}_{STFT} .

samples[24]. Envelope Distance (d_{ENV}) between a binaural signal s_b and its estimate \hat{s}_b is defined as:

$$d_{ENV} = \|E[s_b^L(t)] - E[\hat{s}_b^L(t)]\|_2 + \|E[s_b^R(t)] - E[\hat{s}_b^R(t)]\|_2 \quad (11)$$

where $E[s(t)]$ corresponds to the envelope of the signal $s(t)$. The envelope is given by the magnitude of the analytical signal computed using the hilbert transform.

4.2. Baselines

We use 3 baselines to assess the quality of the predicted binaural versions:

Mono2Binaural. For comparison, we use the spectrogram-based Mono2Binaural model from Gao et al. [8]. Mono2Binaural was designed to generate a binaural version from mono audio at 16 kHz using 2D visual information as guidance. For the purposes of this work, we adapt it for audio recordings sampled at 44.1 kHz and 3D visual information as guidance. The original Mono2Binaural extracts visual features using a Resnet18 with dense convolutions while audio features and audio-visual analysis is performed using a U-Net. In this work, we use the same sparse Resnet18 from Points2Sound to extract the visual feature from the 3D scene. In addition, in order to resemble its original model, the last Resnet18 3x3x3 sparse convolution is implemented with $K = 512$ channels. Then, as in Mono2Binaural, the visual feature vector is replicated to match the spatial feature dimensions of the U-Net bottleneck and concatenated along the channel dimension. During training, we select 0.63 seconds clips of audio and compute the STFT using a Hann window of 23 milliseconds and hop length of 10 milliseconds. The learning objective is to predict the complex-valued spectrogram of the difference of the two binaural channels. We use Adam optimizer and minimize the mean squared

error loss function. During testing, Mono2Binaural uses a sliding window with a hop size of 50 milliseconds to binauralize the 10 seconds audio clips.

Rotated-Visual. Rotated-Visual baseline assesses the performance of Points2Sound (\mathcal{L}_{full}) when wrong visual information is provided. To this end, during testing we rotate the 3D scene by $\pi/2$ in the horizontal plane of the listener's head.

Mono-Mono. Mono-Mono baseline simply copies the mono input audio to both binaural predicted channels.

4.3. Evaluation

For evaluation we use 504 audio-visual 3D scenes with $N = 1, 2, 3$ sound sources. Audio-visual 3D scenes are generated using the test data set and following the procedure explained in Section 3.4. Note that during evaluation, augmentation operations are not applied and 10 second audio clips are selected.

Points2Sound loss function. First we analyze Points2Sound performance depending on the loss function and compare it with the baselines. Both Points2Sound models outperform the Mono2Binaural baseline. Furthermore, although optimized strictly in the waveform domain, Points2Sound performs better than Mono2Binaural in STFT Distance. Results in Table 4 show that Points2Sound benefits from directly predicting the binaural signal using the \mathcal{L}_{full} loss function as opposed to predicting the difference between binaural channels with the \mathcal{L}_{diff} loss function. Using rgb-depth point cloud features, Points2Sound (\mathcal{L}_{full}) achieves a \bar{d}_{ENV} of 0.022 and a \bar{d}_{STFT} of 0.093 while Points2Sound (\mathcal{L}_{diff}) achieves 0.025 and 0.129 respectively. The poor performance obtained with the rotated-visual baseline indicates that Points2Sound strongly relies on the 3D scene to synthesize binaural audio and incorrect predictions are expected when using wrong visual informa-

tion. In the following, we refer to Points2Sound assuming it has been trained using the $\mathcal{L}_{\text{full}}$ loss function.

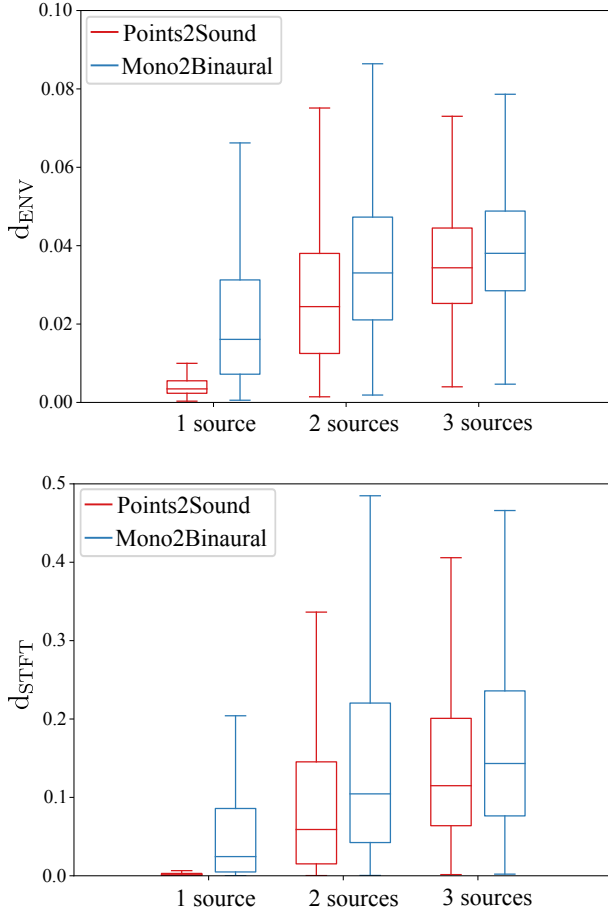


Figure 4. Envelope Distance (d_{ENV}) and STFT Distance (d_{STFT}) of Points2Sound using $\mathcal{L}_{\text{full}}$ loss function and Mono2Binaural for different number of sources in the 3D scene. The results are reported using rgb-depth point cloud features. For each number of sources, the box extension shows the first and third quartile of the data with a line at the median. The whiskers extending from the box show the range of the data.

3D point cloud attributes. We evaluate how 3D point cloud attributes affect the binaural audio synthesis. Accordingly, we consider two types of 3D point cloud scenes: when 3D point cloud scenes consist of depth-only data and when 3D point cloud scenes consist of rgb-depth data. In the cases where depth-only information is available, we use the non-discretized coordinates as the feature vectors associated to each point. When rgb-depth information is available, we use the rgb values as the feature vectors associated to each point.

We observe that learning models benefit from the rgb information especially when multiple sound sources are present. For example with $N = 3$ sources, Points2Sound using rgb-depth features achieves a d_{ENV} of 0.035 and a

d_{STFT} of 0.152, as opposed to 0.037 and 0.165 achieved by only depth features. But with $N = 1$ source, Points2Sound using depth features slightly outperform rgb-depth features, providing a d_{ENV} of 0.005 and a d_{STFT} of 0.006, as opposed to 0.004 and 0.008. We suspect that with a single source, depth features already provide straight information about the position of the source for accurate binaural synthesis. However, when multiple sources are present, rgb-depth features better distinguish each source which facilitates the binaural synthesis of the audio network. Informal listening corroborates that rgb-depth features helps the model to recognize and locate multiple sources, as it provides more stable auditory images of the sound sources for the whole 10 second clips.

Number of sources in the 3D scene. We are also interested in evaluating the quality of the predicted binaural audio depending on the number of sound sources present in the 3D scene. Figure 4 shows a visual comparison of the performance of Points2Sound and Mono2Binaural for different sources when rgb-depth point cloud features are used. We observe that when $N = 1$ sources, both learning methods provide overall perceptual convincing binaural predictions. However, Points2Sound performance is consistent across almost all examples while Mono2Binaural fails in some cases.

When $N = 2$ sources, informal listening reveals that binaural audio predictions are convincing for both learning methods especially when the sources are located at the same side of the listener’s head. Quantitative results show that Points2Sound using rgb-depth features achieves a d_{ENV} of 0.017 and a d_{STFT} of 0.051 when both sources are in the same side and a d_{ENV} of 0.031 and a d_{STFT} of 0.146 for other source position configurations. When the sources are not in the same side, Mono2Binaural achieves a d_{ENV} of 0.039 and a d_{STFT} of 0.196. This indicates that Points2Sound intrinsically separates better the sources for further binaural synthesis than Mono2Binaural. We also observe that in some cases, both learning models have difficulties when one of the two sources is located in front or behind the listener’s head. This results in binaural predictions where the auditory image of the front/back source is not stable for the whole 10 seconds clip.

When $N=3$ sources, both learning methods have difficulties to provide stable auditory images for every sound source for the whole 10 seconds clip.

4.4. Listening Examples

In our first supplementary video with listening examples, we provide three audio-visual scenes from the test set where $N = 2$ sources are present. For each listening example, we first show the 3D point cloud scene, and then provide the input mono audio, the Points2Sound and Mono2Binaural predicted binaural audios, and the ground truth binaural au-

dio. The audio-visual scenes are selected to contain sound sources that are not located in the same side of the listener’s head. Also, the scenes contain a variety of sound sources which play in the same frequency range in some fragments.

In addition, we provide a second supplementary video with four listening examples where Points2Sound is applied to real-world data we record from expert musicians. In this case, we consider four challenging audio-visual scenes of $N = 2$ sources performing simultaneously in the same room. Specifically, two audio-visual scenes contain guitar and violin as sound sources while the other two contain doublebass and violin. The recorded audio fragments cover a variety of music styles (classical and jazz), tempi (vivace and lento), and dynamics (forte and piano). The 3D scenes of musicians are captured using Azure Kinect DK cameras while mono audio is captured using a Google Pixel 4 smartphone at a static position in the middle of the room. For each scene, the video shows the raw data first, and then demonstrates the binaural predictions of Points2Sound. Despite the discrepancy between training data and real-world scenarios, the binaural predictions of Points2Sound show promising extrapolation ability.

5. Discussion

The work presented in this paper indicates the potential of using 3D visual information to guide multi-modal deep learning models for the synthesis of binaural audio from mono audio. By using 3D point clouds as visual information, the vision network has the ability to extract information about the 3D positions between the receiver and the sound sources in a scene to guide the binaural synthesis. By using 3D sparse convolutions, the network learns the correspondence between 3D structures found in local regions of the 3D space and audio characteristics. This contrasts to other learning approaches using 2D visual information as guidance which, by design, restrict the information available to the model[46, 21, 8, 42].

Results show that our proposed multi-modal learning model operating in the waveform domain outperforms a recent spectrogram-based model. This demonstrates that waveform-based approaches can provide convincing performance for the task of visually-informed spatial audio generation without the need to rely on hand-crafted spectrograms as input. In addition, by operating in the waveform domain, our model synthesizes the signal directly. This contrasts with spectrogram-based models which predict a mask to overcome the difficulties of directly predicting the spectrum, due to the large dynamic range of STFTs[46, 21, 8, 42].

Our proposed model benefits from predicting the full binaural signal as opposed to the difference between binaural channels. This might be of relevance for other applications where visually-informed models operating in the

waveform domain are used to generate spatial audio. Also, visual features extracted from rgb-depth point clouds improve the binaural synthesis when multiple sources are present, in comparison with features extracted from depth-only point clouds. As mentioned above, we observe that in some cases both learning methods predict binaural versions where the auditory image of the sources is not stable. As this effect is mainly observed for cases with the number of sources $N > 1$, we suspect that this problem is related with the source separation capability of the audio network. To further investigate this phenomenon, a separate study on channel bleeding in source separation for different types of musical instruments would be required.

6. Conclusion and future work

This work introduced Points2Sound, a multi-modal deep learning model capable of generating a binaural version from mono audio using a 3D point cloud scene as guidance. Points2Sound shows that 3D visual information can successfully guide the binaural synthesis while demonstrating that waveform-based approaches can provide convincing performance for the task of visually-informed spatial audio generation.

Such models see increased interest for the generation of spatial audio in immersive applications. Recent portable devices have the ability to capture 3D visual data from the environment using LiDAR or rgb-depth cameras. However, they have limited performance to record spatial audio from the sound sources. Having a recorded rgb-depth environment and its corresponding mono audio, our approach is a step towards synthesizing proper acoustic stimuli for the users navigating the virtual environment depending on their location and head position. Future work involves adding loudness into the learning process via predicting a reference sound level for each source. This will allow to infer also sound attenuation in 3D dynamic scenes.

7. Acknowledgments

This project has received funding from the European Union’s Horizon 2020 research and innovation programme under the Marie Skłodowska-Curie grant agreement No 812719.

8. Author Contributions

FL proposed the idea, wrote the code, ran the experiments and wrote the paper. **VC** and **AH** supervised the research.

References

- [1] J-F Cardoso. Blind signal separation: statistical principles. *Proceedings of the IEEE*, 86(10):2009–2025, 1998.

- [2] Christopher Choy, JunYoung Gwak, and Silvio Savarese. 4d spatio-temporal convnets: Minkowski convolutional neural networks. In *Proceedings of the IEEE Conference on Computer Vision and Pattern Recognition*, pages 3075–3084, 2019.
- [3] John F Culling and Michael A Akeroyd. Spatial hearing. *Oxford handbook of auditory science: Hearing*, pages 123–144, 2010.
- [4] Alexandre Défossez, Nicolas Usunier, Léon Bottou, and Francis Bach. Music source separation in the waveform domain. *arXiv preprint arXiv:1911.13254*, 2019.
- [5] Ariel Ephrat, Inbar Mosseri, Oran Lang, Tali Dekel, Kevin Wilson, Avinatan Hassidim, William T Freeman, and Michael Rubinstein. Looking to listen at the cocktail party: a speaker-independent audio-visual model for speech separation. *ACM Transactions on Graphics (TOG)*, 37(4):1–11, 2018.
- [6] Chuhan Gan, Deng Huang, Hang Zhao, Joshua B Tenenbaum, and Antonio Torralba. Music gesture for visual sound separation. In *Proceedings of the IEEE/CVF Conference on Computer Vision and Pattern Recognition*, pages 10478–10487, 2020.
- [7] Ruohan Gao, Rogerio Feris, and Kristen Grauman. Learning to separate object sounds by watching unlabeled video. In *Proceedings of the European Conference on Computer Vision (ECCV)*, pages 35–53, 2018.
- [8] Ruohan Gao and Kristen Grauman. 2.5 d visual sound. In *Proceedings of the IEEE/CVF Conference on Computer Vision and Pattern Recognition*, pages 324–333, 2019.
- [9] Israel D Gebru, Dejan Marković, Alexander Richard, Steven Krenn, Gladstone A Butler, Fernando De la Torre, and Yaser Sheikh. Implicit hrtf modeling using temporal convolutional networks. In *ICASSP 2021-2021 IEEE International Conference on Acoustics, Speech and Signal Processing (ICASSP)*, pages 3385–3389. IEEE, 2021.
- [10] JunYoung Gwak, Christopher Choy, and Silvio Savarese. Generative sparse detection networks for 3d single-shot object detection. In *Computer Vision—ECCV 2020: 16th European Conference, Glasgow, UK, August 23–28, 2020, Proceedings, Part IV 16*, pages 297–313. Springer, 2020.
- [11] Cong Han, Yi Luo, and Nima Mesgarani. Real-time binaural speech separation with preserved spatial cues. In *ICASSP 2020-2020 IEEE International Conference on Acoustics, Speech and Signal Processing (ICASSP)*, pages 6404–6408. IEEE, 2020.
- [12] Simon Haykin and Zhe Chen. The cocktail party problem. *Neural computation*, 17(9):1875–1902, 2005.
- [13] Kaiming He, Xiangyu Zhang, Shaoqing Ren, and Jian Sun. Deep residual learning for image recognition. In *Proceedings of the IEEE conference on computer vision and pattern recognition*, pages 770–778, 2016.
- [14] Aapo Hyvärinen and Erkki Oja. Independent component analysis: algorithms and applications. *Neural networks*, 13(4-5):411–430, 2000.
- [15] Teerapat Jenrungrot, Vivek Jayaram, Steve Seitz, and Ira Kemelmacher-Shlizerman. The cone of silence: Speech separation by localization. In *Advances in Neural Information Processing Systems*, 2020.
- [16] Hanbyul Joo, Tomas Simon, Xulong Li, Hao Liu, Lei Tan, Lin Gui, Sean Banerjee, Timothy Godisart, Bart Nabbe, Iain Matthews, et al. Panoptic studio: A massively multiview system for social interaction capture. *IEEE transactions on pattern analysis and machine intelligence*, 41(1):190–204, 2017.
- [17] Diederik P Kingma and Jimmy Lei Ba. Adam: A method for stochastic gradient descent. In *ICLR: International Conference on Learning Representations*, pages 1–15, 2015.
- [18] Marek Kowalski, Jacek Naruniec, and Michal Daniluk. Livescan3d: A fast and inexpensive 3d data acquisition system for multiple kinect v2 sensors. In *2015 international conference on 3D vision*, pages 318–325. IEEE, 2015.
- [19] D Lee and SH Sebastian. Algorithms for non-negative matrix factorization, advances in neural information processing systems. In *Proceedings of the 2000 Conference*, pages 556–562, 2000.
- [20] Francesc Lluís, Jordi Pons, and Xavier Serra. End-to-end music source separation: Is it possible in the waveform domain? In *Interspeech*, 2019.
- [21] Yu-Ding Lu, Hsin-Ying Lee, Hung-Yu Tseng, and Ming-Hsuan Yang. Self-supervised audio spatialization with correspondence classifier. In *2019 IEEE International Conference on Image Processing (ICIP)*, pages 3347–3351. IEEE, 2019.
- [22] Yi Luo and Nima Mesgarani. Conv-tasnet: Surpassing ideal time–frequency magnitude masking for speech separation. *IEEE/ACM transactions on audio, speech, and language processing*, 27(8):1256–1266, 2019.
- [23] Juan F Montesinos, Olga Slizovskaia, and Gloria Haro. Solos: A dataset for audio-visual music analysis. In *2020 IEEE 22nd International Workshop on Multimedia Signal Processing (MMSP)*, pages 1–6. IEEE, 2020.
- [24] Pedro Morgado, Nuno Vasconcelos, Timothy Langlois, and Oliver Wang. Self-supervised generation of spatial audio for 360° video. In *Proceedings of the 32nd International Conference on Neural Information Processing Systems*, pages 360–370, 2018.
- [25] Bruno A Olshausen and David J Field. Sparse coding with an overcomplete basis set: A strategy employed by v1? *Vision research*, 37(23):3311–3325, 1997.
- [26] Aaron van den Oord, Sander Dieleman, Heiga Zen, Karen Simonyan, Oriol Vinyals, Alex Graves, Nal Kalchbrenner, Andrew Senior, and Koray Kavukcuoglu. Wavenet: A generative model for raw audio. *arXiv preprint arXiv:1609.03499*, 2016.
- [27] Makoto Otani, Tatsuya Hirahara, and Shiro Ise. Numerical study on source-distance dependency of head-related transfer functions. *The Journal of the Acoustical Society of America*, 125(5):3253–3261, 2009.
- [28] Andrew Owens and Alexei A Efros. Audio-visual scene analysis with self-supervised multisensory features. In *Proceedings of the European Conference on Computer Vision (ECCV)*, pages 631–648, 2018.
- [29] Adam Paszke, Sam Gross, Francisco Massa, Adam Lerer, James Bradbury, Gregory Chanan, Trevor Killeen, Zeming Lin, Natalia Gimelshein, Luca Antiga, et al. Pytorch: An imperative style, high-performance deep learning library. In

Advances in neural information processing systems, pages 8026–8037, 2019.

- [30] Alexander Richard, Dejan Markovic, Israel D Gebru, Steven Krenn, Gladstone Alexander Butler, Fernando Torre, and Yaser Sheikh. Neural synthesis of binaural speech from mono audio. In *International Conference on Learning Representations*, 2020.
- [31] Christopher W Robinson and Vladimir M Sloutsky. When audition dominates vision. *Experimental psychology*, 2013.
- [32] Olaf Ronneberger, Philipp Fischer, and Thomas Brox. U-net: Convolutional networks for biomedical image segmentation. In *International Conference on Medical image computing and computer-assisted intervention*, pages 234–241. Springer, 2015.
- [33] David Samuel, Aditya Ganeshan, and Jason Naradowsky. Meta-learning extractors for music source separation. In *ICASSP 2020-2020 IEEE International Conference on Acoustics, Speech and Signal Processing (ICASSP)*, pages 816–820. IEEE, 2020.
- [34] EAG Shaw. External ear response and sound localization. *Localization of sound: Theory and applications*, pages 30–41, 1982.
- [35] Daniel Stoller, Sebastian Ewert, and Simon Dixon. Wave-u-net: A multi-scale neural network for end-to-end audio source separation. *ISMIR*, 2018.
- [36] Naoya Takahashi and Yuki Mitsufuji. Densely connected multi-dilated convolutional networks for dense prediction tasks. In *Proceedings of the IEEE/CVF Conference on Computer Vision and Pattern Recognition*, pages 993–1002, 2021.
- [37] Ke Tan, Buye Xu, Anurag Kumar, Eliya Nachmani, and Yossi Adi. Sagrnn: Self-attentive gated rnn for binaural speaker separation with interaural cue preservation. *IEEE Signal Processing Letters*, 2020.
- [38] David Thery and Brian Katz. Anechoic audio and 3d-video content database of small ensemble performances for virtual concerts. In *23rd International Congress on Acoustics*, pages 739–46. German Acoustical Society (DEGA), 2019.
- [39] Hagen Wierstorf, Matthias Geier, and Sascha Spors. A free database of head related impulse response measurements in the horizontal plane with multiple distances. In *Audio Engineering Society Convention 130*. Audio Engineering Society, 2011.
- [40] Fiete Winter, Hagen Wierstorf, Alexander Raake, and Sascha Spors. The two! ears database. In *Audio Engineering Society Convention 142*. Audio Engineering Society, 2017.
- [41] Zhirong Wu, Shuran Song, Aditya Khosla, Fisher Yu, Linguang Zhang, Xiaoou Tang, and Jianxiong Xiao. 3d shapenets: A deep representation for volumetric shapes. In *Proceedings of the IEEE conference on computer vision and pattern recognition*, pages 1912–1920, 2015.
- [42] Karren Yang, Bryan Russell, and Justin Salamon. Telling left from right: Learning spatial correspondence of sight and sound. In *Proceedings of the IEEE/CVF Conference on Computer Vision and Pattern Recognition*, pages 9932–9941, 2020.
- [43] Neil Zeghidour and David Grangier. Wavesplit: End-to-end speech separation by speaker clustering. *IEEE/ACM Transactions on Audio, Speech, and Language Processing*, 29:2840–2849, 2021.
- [44] Hang Zhao, Chuang Gan, Wei-Chiu Ma, and Antonio Torralba. The sound of motions. In *Proceedings of the IEEE International Conference on Computer Vision*, pages 1735–1744, 2019.
- [45] Hang Zhao, Chuang Gan, Andrew Rouditchenko, Carl Vondrick, Josh McDermott, and Antonio Torralba. The sound of pixels. In *Proceedings of the European conference on computer vision (ECCV)*, pages 570–586, 2018.
- [46] Hang Zhou, Xudong Xu, Dahua Lin, Xiaogang Wang, and Ziwei Liu. Sep-stereo: Visually guided stereophonic audio generation by associating source separation. In *European Conference on Computer Vision*, pages 52–69. Springer, 2020.
- [47] Qian-Yi Zhou, Jaesik Park, and Vladlen Koltun. Open3D: A modern library for 3D data processing. *arXiv:1801.09847*, 2018.