

Multiphoton resonance in a driven Kerr oscillator in presence of high-order nonlinearities

Evgeny V. Anikin,¹ Natalya S. Maslova,² Nikolay A. Gippius,¹ and Igor M. Sokolov³

¹*Skolkovo Institute of Science and Technology, 121205 Moscow, Russia*

²*Quantum Technology Centrum, Department of Physics,*

Lomonosov Moscow State University, 119991, Moscow, Russia

³*Institut für Physik and IRIS Adlershof, Humboldt Universität zu Berlin, Newtonstraße 15, 12489 Berlin, Germany*

(Dated: May 27, 2022)

We consider multiphoton resonance in the quantum driven nonlinear oscillator in presence of high-order nonlinearities. Multiphoton resonances were associated with anticrossings of the quasienergy levels, which leads to the emergence of peaks and dips in the detuning dependence of the stable states occupations. In presence of high-order nonlinearities the positions of anticrossings acquire different shifts. Depending on the ratio between high-order-nonlinearity-induced shift of the multiphoton resonance and Kerr nonlinearity, the multiphoton resonance can acquire fine structure. We also considered the effect of finite damping on the relative occupation of the stable states. For different damping constants, we determined the quasienergy region where the anticrossing effects strongly influence the system kinetics.

I. INTRODUCTION

For decades, bistable and multistable systems attract the researchers' attention in many areas of physics. Bi- and multistability has been observed in many experimental setups including nonlinear-optical systems [1], lasers [2], nanomechanical systems [3], optical cavities interacting with ultracold atoms [4] or magnonic systems [5]. Recently, it became possible to observe bistability in systems operating with only few number of excitation quanta [6] [7] [8]. Such systems are promising candidates for generation of squeezed states which are important for decreasing the noise-signal ratio in quantum measurements [9]. Moreover, they can be useful for creation of entangled states which are crucial for applications in quantum information processing and safe quantum communications systems.

There exists a class of bistable systems which can be modeled as a nonlinear oscillator mode with Kerr nonlinearity driven by external resonant or parametric excitation. Such models describe a wide range of physical systems including the Fabry-Perot microcavities with nonlinear filling [10], whispering gallery resonators, laser systems near threshold [11], polariton microcavities, superconducting nonlinear resonators [6] [7] [8]. On the classical level, the model of a driven nonlinear oscillator has two stable stationary states with different field amplitudes. With account for thermal noise, transitions between these states become possible. As the states 1 and 2 have different field amplitudes and intensities, they can be distinguished experimentally, for example, via a cross-Kerr induced shift in some probe mode. In experiment, it is possible to observe random switching between the stable states [8]. Thus, it is of high interest to calculate the occupation probabilities of the stable states and the transition rates between them.

At small or moderate numbers of quanta circulating in the mode, quantum effects become important. Interest-

ingly, when the number of quanta in the mode is several dozens, the quantum effects can be treated within the quasiclassical approximation, and it is still possible to use the classical concepts of the classical phase portrait and stable states. One of the most pronounced quantum effects is related with tunneling between different regions of the phase portrait of the classical oscillator. Tunneling transitions modify the occupation probabilities of the classical stable states and the transition rates, namely, they increase the occupation of the high-amplitude stable state and thus lead to enhanced excitation of the mode [12] [13]. In fact, tunneling between different regions of the phase portrait corresponds to the quasiclassical treatment of multiphoton transitions, namely, the excitation of the oscillator with simultaneous absorption of many external field quanta. Similar relation between multiphoton transitions and tunneling is known in the theory of multiphoton ionization of atoms [14].

In the model of a single oscillator mode with Kerr nonlinearity, tunneling and multiphoton transitions are especially important when the resonance condition is fulfilled. If no higher nonlinearities are present, this occurs when the detuning between the driving field and the oscillator mode is an integer or half-integer multiple of the Kerr frequency shift per quantum. This property follows from a special symmetry of the model Hamiltonian [13], and because of this, the eigenstates of the quantum Hamiltonian correspond to superpositions of quasiclassical states belonging to different regions of the phase portrait. Because of that, the dependence of the higher-amplitude and lower-amplitude states populations on detuning has pronounced peaks and drops at integer and half-integer detuning-nonlinearity ratio. However, in real systems, small higher-order nonlinearities always exist together with Kerr nonlinearity. It is of high interest to find out how their presence modifies the structure of multiphoton resonance.

In this manuscript, we consider the model of a quantum driven nonlinear oscillator which includes high-order

nonlinearities as small corrections. Together with numerical simulations, we utilize the analytical approach of the Fokker–Planck equation in the quasienergy space with tunneling term obtained from the full quantum master equation. We demonstrate that in presence of high-order nonlinearities, the multiphoton resonance peaks in the occupations of the high-amplitude stable state split into several smaller ones with different width and amplitude. The magnitude of the splitting turns out to be proportional to high-order nonlinearity coefficients. In addition, we extend the analysis of previous works [12] [13] to the case of finite damping having the order or being larger than tunneling and multiphoton splitting between the Hamiltonian eigenstates from different regions of the phase portrait.

II. THE MODEL OF A QUANTUM DRIVEN NONLINEAR OSCILLATOR

We consider the model of a bistable driven system consisting of a resonant mode with Kerr-like nonlinearity [15], [16] and additional higher-order nonlinearities. The effective Hamiltonian of the system in the rotating-wave approximation reads

$$\begin{aligned}\hat{H} &= -\Delta\hat{a}^\dagger\hat{a} + \frac{\alpha}{2}(\hat{a}^\dagger\hat{a})^2 + \hat{V} + f(\hat{a} + \hat{a}^\dagger), \\ \hat{V} &= \sum_{q=3}^{\infty} \alpha_q (a^\dagger a)^q\end{aligned}\quad (1)$$

The eigenstates of this effective Hamiltonian are the approximations of the exact Floquet states of the full time-dependent Hamiltonian, and the eigenvalues give the Floquet quasienergies. The parameter Δ is the detuning between the driving field and the resonant oscillator frequency, α is the Kerr coefficient, α_q is the $2q$ -order nonlinearity coefficient, and f is proportional to the amplitude of the driving field. In the following, we will mostly focus on the case of six-order nonlinearity, $q = 3$.

The statistical properties of this model with account for weak interaction with the dissipative environment should be studied using the quantum master equation (QME): [17], [18], [19], [15], [16]:

$$\partial_t \rho = i[\rho, \hat{H}] + \frac{\gamma}{2} (2\hat{a}\rho\hat{a}^\dagger - \rho\hat{a}^\dagger\hat{a} - \hat{a}^\dagger\hat{a}\rho + 2N[[a, \rho], a^\dagger]), \quad (2)$$

where γ is the coupling strength with the dissipative environment, and N is the number of thermal photons at the external field frequency. Both unitary dynamics governed by the system Hamiltonian (1) and dissipative dynamics described by QME (2) can be treated quasiclassically, if the Kerr nonlinearity is sufficiently small, $\Delta \gg \alpha$. While the exact unitary dynamics of the system are described by Heisenberg equations for operators \hat{a}, \hat{a}^\dagger , one should replace these operators by the c-number field amplitudes a, a^* in the system Hamiltonian (1) to obtain the classical limit. The time evolution of the classical field ampli-

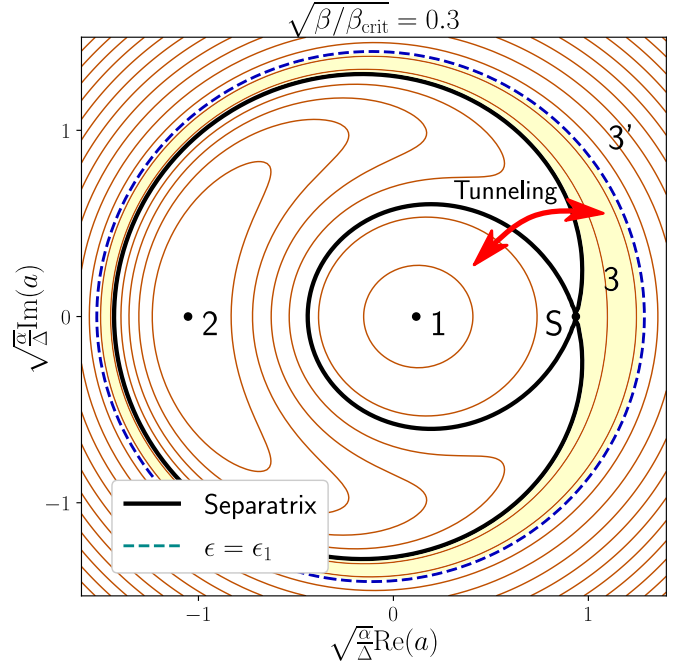


Figure 1. The classical phase portrait of the nonlinear oscillator with the Hamiltonian (1) for $f/f_{\text{crit}} = 0.3$, $\alpha_3 = 0$. The blue dashed line denotes a classical trajectory in the region 3 having the same quasienergy ϵ_1 as the stable state 1. From region 1, the system can exhibit tunneling transitions to the subregion of region 3 enclosed by the separatrix and this trajectory.

tudes a and a^* is the motion along the classical trajectories given by the contour lines of the classical Hamiltonian $H(a, a^*)$. Also, according to Bohr–Sommerfeld rule, the eigenstates of the quantum Hamiltonian correspond to a discrete set of trajectories on the classical phase portrait in the quasiclassical limit. Importantly, the Bohr–Sommerfeld description does not take into account quantum tunneling which will be discussed below. For the dissipative dynamics in the same limit, the QME can be transformed into the classical 2D [20] [21] or 1D Fokker–Planck equation [22] [12], which is equivalent to classical Langevin equations containing the Hamiltonian term, the damping term and the noise term. The quasiclassical approach demonstrates good agreement with the full quantum simulations even at moderate numbers of photons (~ 20) [12] circulating in the mode.

A prominent feature of the classical phase portrait is bistability, which is present for field values not exceeding the critical value $f_{\text{crit}} = \sqrt{4\Delta^3/27\alpha}$ (at $\hat{V} = 0$). In this case, there are two stable stationary states 1 and 2. In addition, there exists an unstable stationary state S and a self-intersecting trajectory (separatrix) passing through S. The separatrix divides the phase portrait into regions 1 and 2 containing the corresponding stable stationary states and the outer region 3 (see Fig. 1). The classical trajectories from the region 2 have quasienergies ϵ such as $\epsilon_2 < \epsilon < \epsilon_{\text{sep}}$, where ϵ_r is the quasienergy of the classical

stable state $r = 1, 2$, and ϵ_{sep} is the quasienergy of the unstable stationary state. For the trajectories from the region 1, $\epsilon_{sep} < \epsilon < \epsilon_1$, and for the trajectories from the region 3, $\epsilon > \epsilon_{sep}$. For additional details on the role of different quasienergy domains, please see the Fig. 2 in Ref. [13]. Also, the presence of small higher-order nonlinearities doesn't change the qualitative structure of the classical phase portrait.

According both to quasiclassical treatment of the model using the quasiclassical Fokker-Planck equation (FPE) [22] and to full quantum treatment based on QME [15] [16], the system persists in the vicinity of the classical stable states 1 and 2 most of the time. Also, rare noise-induced transitions between the stable states occur. Thus, the probabilities to find the system close to the stable states 1 and 2, \mathbf{P}_1 and \mathbf{P}_2 , can be identified with the probabilities to find the system in the regions 1 and 2 of the classical phase portrait. In the classical limit, they can be found from the stationary solutions of the FPE as the integrals of the probability density over the corresponding domain of quasienergies. Beyond the applicability of FPE, they can be obtained from the stationary solutions of the QME.

III. TUNNELING BETWEEN THE REGIONS OF THE CLASSICAL PHASE PORTRAIT

For each classical trajectory in the region 1, there exists a trajectory with the same value of quasienergy in the region 3 (see Fig. 1). Quantum mechanics allow the system to undergo a tunneling transition between two such classical trajectories, so the Bohr-Sommerfeld quasiclassical description of the eigenstates of the quantum Hamiltonian should be modified with account for tunneling. Actually, the real Hamiltonian eigenstates can be considered as quantum superpositions of the trajectories belonging to different regions of the phase portrait. However, the tunneling amplitude is exponentially small in comparison with the spacing between the quasienergy levels within each region. Because of that, the trajectories form superpositions only when a certain resonance condition for the system parameters is fulfilled. In absence of high-order nonlinearities, it was shown [13] that this happens when the detuning Δ is an integer or half-integer multiple of α independently of f . This manifests as the anticrossings of the Hamiltonian quasienergy levels dependence on Δ at constant driving field. (see the inset on Fig. 2). Moreover, a prominent feature of the model without high-order nonlinearities is that the anticrossings of many pairs of levels occur simultaneously. This is a consequence of a special symmetry of the system Hamiltonian, namely, the symmetry of the perturbation theory series for the system quasienergies ϵ_n in f . Also it can be seen from the results of numerical diagonalization, which are shown on Fig. 2.

Due to the fact that the true eigenstates of the Hamiltonian can be superpositions of trajectories from regions

1 and 3, it is convenient to use the basis of states which are not the eigenstates of the quantum Hamiltonian but correspond to a discrete set of classical trajectories lying entirely in one of the regions of the phase portrait. In such a basis, Hamiltonian is not diagonal, and matrix elements corresponding to tunneling transitions between different regions of the classical phase space are present. Also, when $2\Delta/\alpha$ is close to an integer, the quasienergy levels group into pairs with very close values of quasienergy, and the tunneling matrix element can be retained only between the states within each pair. Thus, the Hamiltonian in the suggested basis reads

$$\hat{H} = \sum_n (|n, 1\rangle \langle n, 3|) \begin{pmatrix} \epsilon_{n1} & t_n \\ t_n & \epsilon_{n3} \end{pmatrix} \begin{pmatrix} |n, 1\rangle \\ |n, 3\rangle \end{pmatrix} + \sum_n \epsilon_{n2} |n, 2\rangle \langle n, 2| + \sum_n \epsilon_{n3'} |n, 3'\rangle \langle n, 3'| \quad (3)$$

Here $|n, 2\rangle$ are the states from region 2, and $|n, 3'\rangle$ are the states from region 3 with quasienergies higher than the states from region 1. These states are not affected by tunneling. Then, the states $|n, 1\rangle$ and $|n, 3\rangle$ form the pairs of the basis states from regions 1 and 3 with close values of mean quasienergy ϵ_{n1} and ϵ_{n3} . It is necessary to take the amplitude of tunneling t_n between them, which can be estimated as [12]

$$t_n \sim \Delta e^{-S_{\text{tunn}}(\epsilon_n)}, \quad S_{\text{tunn}} = \frac{\Delta}{\alpha} \int_{q_1}^{q_2} \text{acosh} \left\{ \frac{\frac{\alpha\epsilon}{\Delta^2} + \frac{s^2}{2} - \frac{s^4}{8}}{s\sqrt{2\alpha f^2/\Delta^3}} \right\} s ds, \quad (4)$$

In the integral in the expression for tunneling amplitude, q_1 and q_2 are two branching points of the acosh function.

The anticrossings of the quasienergy levels affect the statistical and kinetic properties of the model because of enhanced tunneling between the regions of the phase space. It was shown [12] that tunneling decreases the population of the stable state 1 and increases the population of the stable state 2 due to presence of an additional escape channel from classical region 1. Thus, each anticrossing decreases the population of the stable state 1 and increases the population of the stable state 2 and the field intensity in the mode.

In presence of nonvanishing \hat{V} , the anticrossings of different pairs of quasienergy levels occur at close but different values of detuning (see Fig. 2b). This can be explained by considering \hat{V} as a small perturbation. It is convenient in the basis introduced above because the averages of \hat{V} over the basis states can be calculated as the c -function averages over classical phase trajectories.

Let us consider a pair of levels n_1 and n_3 which exhibit anticrossing at the detuning value $\Delta_0 = m_0\alpha/2$, $m_0 \in \mathbb{Z}$, when $\hat{V} = 0$. This means that $\epsilon_{n1} = \epsilon_{n3}$ at this value of Δ . When high-order nonlinearities are present, ϵ_{n1} and ϵ_{n3} acquire first-order corrections, and the anticrossing of the levels occurs at some $\Delta = \Delta_0 + \delta\Delta$. By treating $\delta\Delta$ as a perturbation together with \hat{V} , one can get the

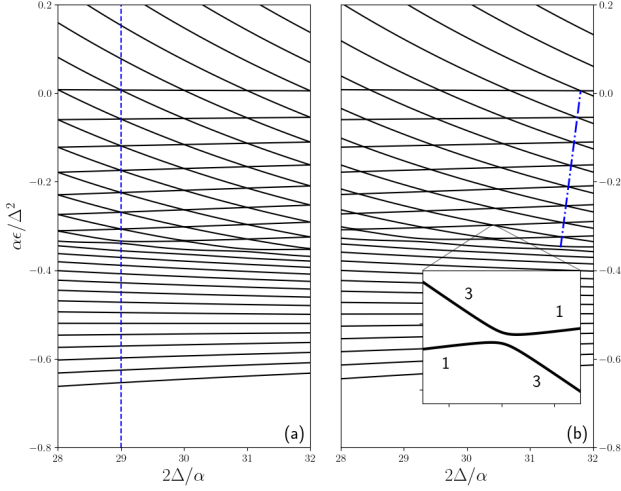


Figure 2. The eigenvalues of the Hamiltonian (1) obtained via exact numerical diagonalization are shown for different ratios between the detuning Δ and nonlinearity α at $f/f_{\text{crit}} = 0.1$ and (a) $\alpha_3 = 0$, (b) $\alpha_3/\alpha = 0.005$. In absence of high-order nonlinearity, all anticrossing occur at integer value of m and lie on a single vertical line (see blue vertical line in (a)). This is not the case in presence of six-order nonlinearity, when the anticrossings of quasienergy levels occur at different values of $2\Delta/\alpha$. On the inset, zoomed region of anticrossing between the levels from classical regions 1 and 3 is shown.

expression for the quasienergy differences

$$\epsilon_{n1} - \epsilon_{n3} = \delta\Delta ((a^\dagger a)_{nn}^{11} - (a^\dagger a)_{nn}^{33}) + V_{nn}^{11} - V_{nn}^{33}, \quad (5)$$

where $\langle n, r | \hat{O} | n', r' \rangle \equiv O_{nn'}^{rr'}$ for any operator \hat{O} . The new anticrossing position follows from the equality $\epsilon_{n1}(\Delta_0 +$

$$\delta\Delta_n, \alpha_q) = \epsilon_{n3}(\Delta_0 + \delta\Delta_n, \alpha_q):$$

$$\delta\Delta_n = \frac{V_{nn}^{33} - V_{nn}^{11}}{(\hat{a}^\dagger \hat{a})_{nn}^{33} - (\hat{a}^\dagger \hat{a})_{nn}^{11}} \quad (6)$$

When the shifts of the anticrossing positions are considerably smaller than $\alpha/2$, the anticrossings are located near the integer values of $2\Delta/\alpha$. The number of anticrossings near each integer $m = \frac{2\Delta}{\alpha}$, is proportional to m , and their offsets from integer values are of order $\alpha_3 m^2$. Basing on an accurate analysis of the quantum master equation, we will show below that level anticrossings give rise to a set of peaks near integer values of $2\Delta/\alpha$ in the high-amplitude stable state occupation.

IV. MULTI-PHOTON RESONANCE AND THE POPULATIONS OF THE STATIONARY STATES

To analyze the effect of tunneling on the stationary density matrix and the populations of the classical stable stationary states, let us consider the master equation (2) in the basis of states $|n, 1\rangle$, $|n, 2\rangle$, $|n, 3\rangle$ and $|n, 3'\rangle$ introduced in Section III (see also Eq. 3). By employing the diagonal approximation in this basis and performing the gradient expansion, the classical FPE in quasienergy representation can be obtained in the limit of large $2\Delta/\alpha$, constant ratio $\alpha(N+1/2)/\Delta$ and small γ/Δ [12]. Tunneling between the regions of the phase portrait is mediated by the nondiagonal elements of the density matrix and lies beyond this approximation. **However, it is possible to retain only the density matrix elements $\rho_{nn'}^{rr'}$ with $n = n'$ (denoted hereafter as $\rho_n^{rr'}$), because $\rho_{nn'}^{rr'}$ are proportional to $\gamma/(\epsilon_{n1} - \epsilon_{n'3})$ and can be neglected as long as γ is small in comparison to the quasienergy spacing within each region of the phase portrait.** Also, the matrix elements of the annihilation operator \hat{a} between the states lying in different regions of the phase portrait, $r \neq r'$, are exponentially small and can be neglected. Under such approximations, the master equation for regions 1 and 3 takes the form

$$\begin{aligned} \partial_t \rho_n^{rr} = & \pm i t_n (\rho_n^{13} - \rho_n^{31}) - \gamma(N+1) \left((a^\dagger a)_{nn}^{rr} \rho_n^{rr} - \sum_{n'} a_{nn'}^{rr} (a_{nn'}^{rr})^* \rho_{n'}^{rr} \right) \\ & - \gamma N \left((a a^\dagger)_{nn}^{rr} \rho_n^{rr} - \sum_{n'} (a_{n'n}^{rr})^* a_{n'n}^{rr} \rho_{n'}^{rr} \right), \quad r = 1, 3 \end{aligned} \quad (7)$$

$$\begin{aligned}
\partial_t \rho_n^{13} = & -i(\epsilon_{n1} - \epsilon_{n3})\rho_n^{13} + it_n(\rho_n^{11} - \rho_n^{33}) \\
& - \frac{\gamma}{2}(N+1) \left((a^\dagger a)_{nn}^{11} \rho_n^{13} + (a^\dagger a)_{nn}^{33} \rho_n^{13} - \sum_{n'} 2a_{nn'}^{11} (a_{nn'}^{33})^* \rho_{n'}^{13} \right) \\
& - \frac{\gamma N}{2} \left((aa^\dagger)_{nn}^{11} \rho_n^{13} + (aa^\dagger)_{nn}^{33} \rho_n^{13} - \sum_{n'} 2(a_{n'n}^{11})^* a_{n'n}^{33} \rho_{n'}^{13} \right) \quad (8)
\end{aligned}$$

The system of equations (7) and (8) can be transformed into continuous form by considering the density matrix elements ρ_n^{11}, ρ_n^{33} as continuous functions P_1, P_3 of n and performing the gradient expansion like in [12]. For our purposes, it is more convenient to use the quasienergy $\epsilon(n) = (\epsilon_{n1} + \epsilon_{n3})/2$ as an independent continuous variable. Also, in the stationary case, it is possible to express the nondiagonal density matrix elements ρ_n^{13} from (8) and to substitute them into (7). The resulting equations for $P_r(\epsilon)$, $r = 1, 3$ in the domain of quasienergies $\epsilon_{\text{sep}} < \epsilon < \epsilon_1$ read

$$\frac{1}{T_r(\epsilon)} \frac{\partial}{\partial \epsilon} \left[\gamma K_r P_r + Q D_r \frac{\partial P_r}{\partial \epsilon} \right] \pm \lambda_T (P_3 - P_1) = 0 \quad (9)$$

where $T_r(\epsilon)$ is the period of motion along the classical trajectories, $K_r(\epsilon)$, $D_r(\epsilon)$ are the drift and diffusion coefficients in quasienergy space in each region of the classical phase portrait, $Q = \gamma(N+1/2)$ is the noise intensity, and $\lambda_T(\epsilon)$ is a coefficient which can be interpreted as the rate of tunneling transitions between the regions of the classical phase portrait. The term with $\lambda_T(\epsilon)$ arises because of the presence of nondiagonal elements of the density matrix, and the particular form of $\lambda_T(\epsilon)$ will be derived directly from the master equations (7) and (8). It turns out that $\lambda_T(\epsilon)$ has a nontrivial dependence on ϵ , Δ , the coefficients α_q in \hat{V} and γ . Below, we will show that the tunneling term $\lambda_T(P_3 - P_1)$ strongly changes the stationary distribution function and the populations of the stationary states. By examining $\lambda_T(\epsilon)$, it is possible to explain the structure of resonant peaks in the occupation of the classical stationary state 2 in presence of high-order nonlinearities and finite damping.

Before proceeding to the derivation of $\lambda_T(\epsilon)$, let us give the qualitative analysis of the role of tunneling between different pairs of almost-degenerate states $|n, 1\rangle$ and $|n, 3\rangle$. Tunneling between these states has different importance for different n : when

$$t_n \gtrsim |\epsilon_{n1} - \epsilon_{n3}|, \quad (10)$$

tunneling is strong and leads to the hybridization of the states $|n, 1\rangle$ and $|n, 3\rangle$. In the opposite case, $t_n \ll |\epsilon_{n1} - \epsilon_{n3}|$, tunneling can be neglected. The inequality $t_n \gg |\epsilon_{n1} - \epsilon_{n3}|$ holds in two different cases. First, it is always satisfied for such n that $t_n \gg \delta\Delta, \alpha_3$ because $|\epsilon_{n1} - \epsilon_{n3}|$ is of order $\delta\Delta, \alpha_3$, see Eq. (5). There can be many pairs of states $|n, 1\rangle$ and $|n, 3\rangle$ for which $t_n \gg \delta\Delta, \alpha_3$. Because of the exponential decay of t_n away

from the separatrix, they lie in the region of quasienergies $\epsilon_{\text{sep}} < \epsilon < \epsilon_{\text{crit}}$, where ϵ_{crit} is a new parameter depending on $\delta\Delta, \alpha_3$ and γ which we call critical quasienergy. From Eq. 10, it follows that ϵ_{crit} is a minimal value among the roots of the two equations $\delta\epsilon_{13}(\epsilon) = \pm t(\epsilon)$, where $t(\epsilon)$ and $\delta_{13}(\epsilon)$ are the continuous limits of t_n and $\epsilon_{n1} - \epsilon_{n3}$ taken as functions of the quasienergy ϵ (see Fig. 3). Second, even in the case $t_n \ll \delta\Delta, \alpha_3$, the inequality (10) still can be satisfied for a single pair of the states $|n, 1\rangle$ and $|n, 3\rangle$ for some $n = n_{\text{res}}$ if $\epsilon_{n1} - \epsilon_{n3}$ passes near zero at n_{res} . This is possible because two terms in Eq. (5) may have different signs, and physically this can be interpreted as resonant tunneling through a single pair of almost-degenerate states. However, such pair of states exists only when higher-order nonlinearities are present.

The steps to derive (9) from (7) and (8) assuming that $\partial_t \hat{\rho} = 0$ are as follows. First, one should express the nondiagonal density matrix elements ρ_n^{13} and ρ_n^{31} through ρ_n^{11} and ρ_n^{33} using Eq. (7). Then, they should be substituted into (7), and the continuous limit should be obtained. After the calculation presented in the Appendix A, one gets the tunneling rate as

$$\lambda_T(\epsilon) = \begin{cases} \frac{\gamma_{13}(\epsilon)t^2(\epsilon)}{\delta\epsilon_{13}(\epsilon)^2 + \frac{\gamma_{13}^2(\epsilon)}{4}}, & \epsilon_{\text{sep}} < \epsilon < \epsilon_{\text{crit}} \\ \frac{\tilde{\gamma}_{n_{\text{res}}}^{13} t^2(\epsilon_{\text{res}})}{\delta\epsilon_{13\text{res}}^2 + \frac{(\tilde{\gamma}_{n_{\text{res}}}^{13})^2}{4}} \frac{\delta(\epsilon - \epsilon_{\text{res}})}{T(\epsilon)}, & \epsilon_{\text{crit}} < \epsilon < \epsilon_1 \end{cases}, \quad (11)$$

where $t(\epsilon)$ and $\delta_{13}(\epsilon)$ are the continuous limits of t_n and $\epsilon_{n1} - \epsilon_{n3}$ taken as functions of the quasienergy ϵ , and

$$\gamma_{n13} = \gamma \left((a^\dagger a)_{nn}^{11} + (a^\dagger a)_{nn}^{33} - 2 \sum_{n'} a_{nn'}^{11} (a_{nn'}^{33})^* \right) \quad (12)$$

$$\tilde{\gamma}_{n13} = \frac{\gamma}{2} \left((a^\dagger a)_{nn}^{11} + (a^\dagger a)_{nn}^{33} - 2a_{nn}^{11} (a_{nn}^{33})^* \right) \quad (13)$$

The delta-function term in (11) exists only when higher-order nonlinearities are present. Below, we will show that it leads to emergence of the fine structure of the multiphoton resonance peak in P_2 , namely, a number of additional narrow side peaks.

After we described the behavior of $\lambda_T(\epsilon)$, let us analyze the stationary distribution $P_r(\epsilon)$ over quasienergies. In each of the domains $\epsilon_{\text{sep}} < \epsilon < \epsilon_{\text{crit}}$, $\epsilon_{\text{crit}} < \epsilon < \epsilon_{\text{res}}$, $\epsilon_{\text{res}} < \epsilon < \epsilon_1$, different analytical expressions for the stationary distribution function can be obtained. Due

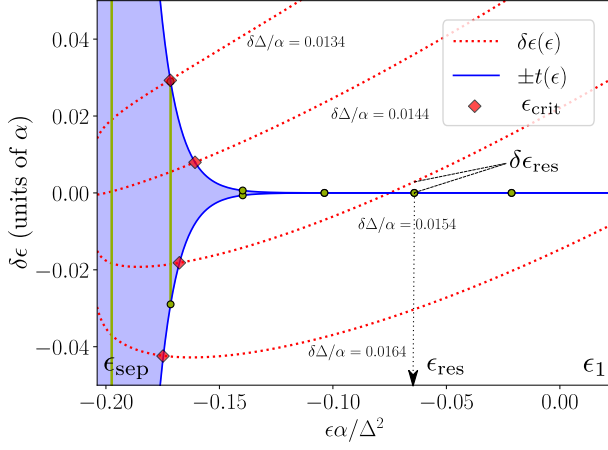


Figure 3. For different detunings $\delta\Delta$, the behavior of ϵ_{crit} and ϵ_{res} is demonstrated by comparing two sides of the inequality (10). The red dashed lines depict $\delta\epsilon_{13}(\epsilon)$ and blue solid lines depict the tunneling amplitude $t(\epsilon)$ for $\alpha_3/\alpha = 10^{-5}$.

to strong tunneling in the domain $\epsilon_{sep} < \epsilon < \epsilon_{crit}$, the probability distributions in the regions 1 and 3 become almost equal, $P_1 \approx P_3$. By considering the sum of the equations (9) for P_1 and P_3 , one can obtain a single first-order differential equation for distribution functions $P_{1,3}$. The details of the calculation are given in the Appendix A. The resulting distribution function in the domain $\epsilon_{sep} < \epsilon < \epsilon_{crit}$ turns out to decay exponentially away from the separatrix. This in contrast with the case of purely classical oscillator, for which the distribution function $P_1(\epsilon)$ grows exponentially away from the separatrix. In the domain $\epsilon_{crit} < \epsilon < \epsilon_1$, tunneling transitions occur only for the quasienergy $\epsilon \approx \epsilon_{res}$ due to a delta-function peak in $\lambda_T(\epsilon)$. Because of that, the stationary distributions in the region $\epsilon_{crit} < \epsilon < \epsilon_{res}$ are the solutions of (9) with nonzero probability flow. The flow can be obtained from boundary conditions at ϵ_{res} obtained by integrating (9) in the vicinity of ϵ_{res} . Finally, for $\epsilon > \epsilon_{res}$, the stationary distributions in regions 1 and 3 coincide with the solutions of (9) without tunneling term and with zero probability flow. The example of such an analytical solution of the FPE is shown on Fig. 4, and the detailed calculation is given in Appendix B.

The solution of the FPE demonstrates that tunneling through the domain $\epsilon_{sep} < \epsilon < \epsilon_{crit}$ and through the resonant pair increase the population of the stable state 2. Now let us analyze how the obtained solutions depend on Δ , γ and α_3 .

Let us analyze the behavior of ϵ_{crit} . Analyzing its definition as the minimal root of $\delta\epsilon_{13}(\epsilon) = \pm t(\epsilon)$, one deduces that ϵ_{crit} has a sharp peak at some value of $\delta\Delta$ and decays to ϵ_{sep} away from it. The more ϵ_{crit} is, the more pairs of states $|n, 1\rangle$ and $|n, 3\rangle$ with quasienergies $\epsilon_{sep} < \epsilon_n < \epsilon_{crit}$ strongly contribute to tunneling between the regions of the classical phase portrait. Thus, the maximum in ϵ_{crit}

results in a peak of the probability P_2 to find the system in the classical region 2.

In addition, the delta-function term in $\lambda_T(\epsilon)$ is present when the condition (10) is satisfied for n_{res} such as $t_{n_{res}} \ll \delta\Delta, \alpha_3$. As discussed in section III, the condition $\epsilon_{n_{res}1} = \epsilon_{n_{res}3}$ is the condition of level anticrossing which is satisfied at $\delta\Delta = \delta\Delta_{n_{res}}$ defined by Eq. (6). So, at each $\delta\Delta = \delta\Delta_n$ being much larger than the tunneling amplitude $t_{n_{res}}$, there is also a narrow peak in P_2 .

Thus, the peaks in the population of the high-amplitude stable state dependence on Δ acquire fine structure due to high-order nonlinearity. Namely, a sequence of narrow side peaks with the spacing of order $\alpha_3\Delta/\alpha$ arise near the main resonance, and the number of these peaks is $\sim \Delta/\alpha$. This qualitative picture holds until the width of the whole sequence of peaks ($\sim \alpha_3\Delta^2\alpha^2$) becomes comparable with α and different sequences of peaks start to overlap.

These predictions are in good correspondence with the results of numerical solution of the full quantum master equation (2), see Fig. 5 and Fig. 6. On the Fig. 5, P_2 is shown as a function of Δ together with the differences of the quasienergies of the Hamiltonian eigenstates which exhibit anticrossings. Each peak in the probability P_2 of the stable state 2 occupation is located at the value of Δ corresponding to a minimal difference between the eigenstates quasienergies.

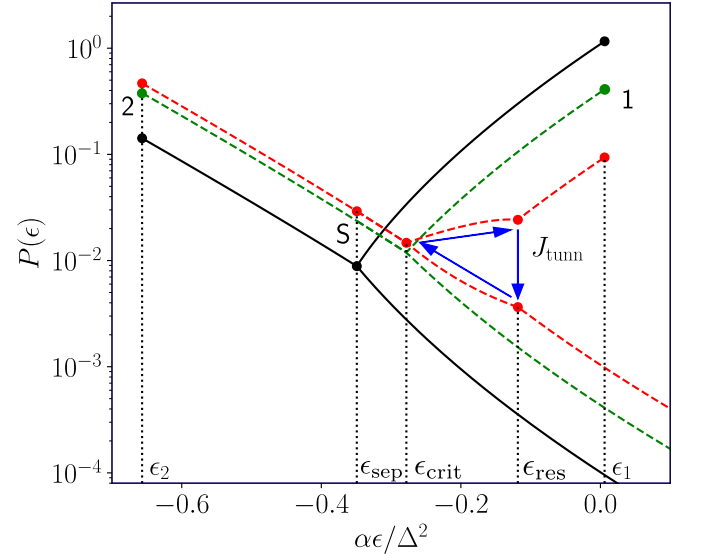


Figure 4. For $f/f_{crit} = 0.2$, $\alpha Q/(\Delta\gamma) = 0.1$, the theoretically predicted stationary probability distribution function of a nonlinear oscillator with six-order nonlinearity near multi-photon resonance is shown by a red dashed line when the tunneling region $\epsilon_{sep} < \epsilon < \epsilon_{crit}$ exists together with a single pair of degenerate states at $\epsilon = \epsilon_{res}$. For comparison, the probability distribution function is also shown by a green line when the resonant pair of states does not exist, and the distribution function of purely classical oscillator is shown by a black solid line.

In addition, let us analyze the effect of finite damp-

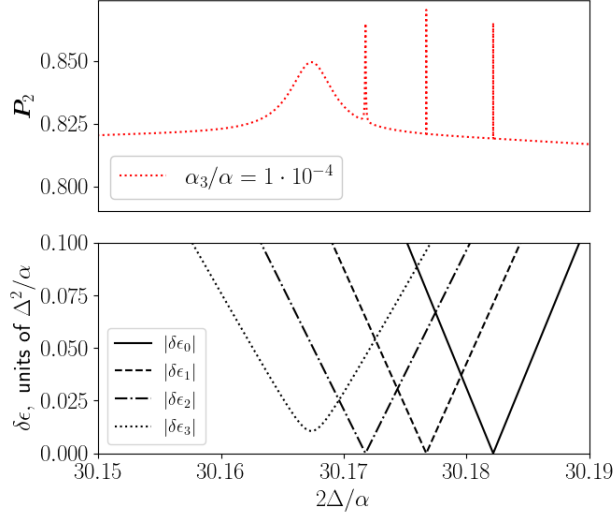


Figure 5. The dependence of the occupation of the higher-amplitude stable state of the quantum driven nonlinear oscillator with six-order nonlinearity on $2\Delta/\alpha$ is shown in (a) for $f/f_{\text{crit}} = 0.4$, $\alpha_3/\alpha^2 = 1 \cdot 10^{-4}$. In (b), the differences between the pairs of anticrossing quasienergy levels is shown. Each peak in $P_2(\Delta)$ corresponds to an anticrossing of two quasienergy levels.

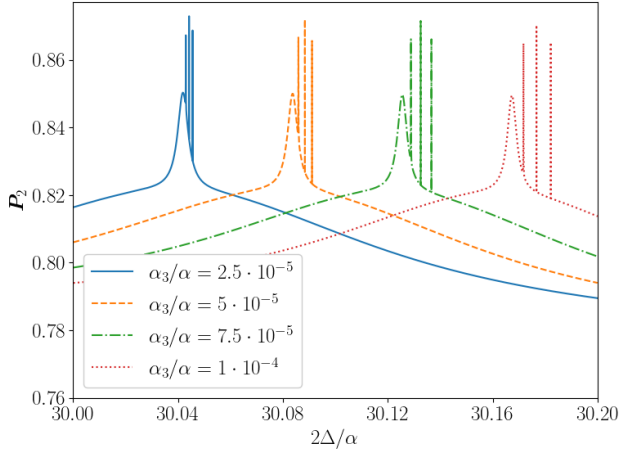


Figure 6. For the quantum driven nonlinear oscillator with six-order nonlinearity, the dependence of the probability P_2 to find the system in the classical region 2 on Δ is shown in the limit of $\gamma \rightarrow 0$ for $f/f_{\text{crit}} = 0.4$, $N = 3$, and for different values of α_3/α . The position of each of the peaks corresponding to multiphoton resonance depends linearly on α_3/α , and at $\alpha_3/\alpha = 0$ the peaks merge.

ing on the described fine structure of the multiphoton resonance. This can be done simply by analyzing the equations (11) because they are derived from the master equation (7), (8) which already accounts the effect of damping and the nondiagonal elements of the density matrix. First, the role of the delta-peak in (11) corre-

sponding the the resonance between the n_{res} -th pair of levels depends on the ratio between $t_{n_{\text{res}}}$ and the corresponding decay constant $\tilde{\gamma}_{n13}$. Thus, at increasing γ , the side peaks disappear in the order of increasing $t(\epsilon_n)$. No side peaks are left when γ reaches the value of $t(\epsilon_{\text{crit}}^{\text{max}})$, where $\epsilon_{\text{crit}}^{\text{max}}$ is the maximum value of ϵ_{crit} depending on $\delta\Delta$. At larger γ , the depth of the main peak also becomes γ -dependent because $\lambda_T(\epsilon)$ can be neglected for the quasienergies $t(\epsilon) \ll \gamma$.

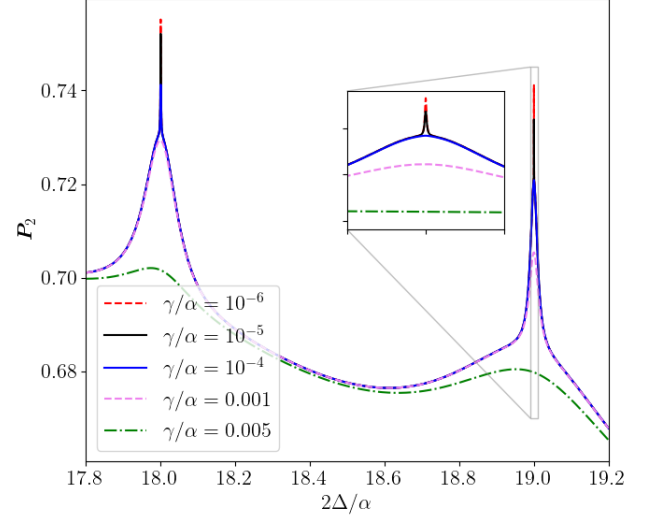


Figure 7. For the quantum driven nonlinear oscillator with $\alpha_3 = 0$, the probability to be in the classical region 2 is shown as a function of $2\Delta/\alpha$ for different values of γ . At $\gamma = 0$, there are sharp peaks at integer corresponding to multiphoton resonance. At increasing γ , the drops become smoother.

V. CONCLUSIONS

In conclusion, we analyzed the effect of multiphoton resonance on the populations of the stable states of the quantum nonlinear oscillator in resonant driving field. By including the tunneling term into one-dimensional quasiclassical Fokker-Planck equation in quasienergy space, we demonstrated that the mean field intensity exhibits peaks near the values of external field frequency corresponding to multi-photon resonance. These peaks were associated with the anticrossings of the quasienergy levels of the oscillator. Also we considered the effect on the higher-order nonlinearities on the structure of these peaks. We showed that due to high-order nonlinearities, the intensity peaks corresponding to multiphoton resonance acquire additional fine structure and split into several closely spaced side peaks which could be observed for modes with ultra-high quality factor. The reason for that splitting is that high-order nonlinearities break the special symmetry specific for purely Kerr nonlinearity. Such structure of the multiphoton resonance intensity

peak is explained by a special dependence of the tun-

neling rate on quasienergy which is derived from the full master equation.

-
- [1] F. Azadpour and A. Bahari, Optics Communications **437**, 297 (2019).
 - [2] S. Li, Q. Ge, Z. Wang, J. C. Martín, and B. Yu, Scientific Reports **7**, 1 (2017).
 - [3] F. Pistolesi, Phys. Rev. A **97**, 063833 (2018).
 - [4] H. Gothe, T. Valenzuela, M. Cristiani, and J. Eschner, Phys. Rev. A **99**, 013849 (2019).
 - [5] Y.-P. Wang, G.-Q. Zhang, D. Zhang, T.-F. Li, C.-M. Hu, and J. Q. You, Phys. Rev. Lett. **120**, 057202 (2018).
 - [6] Z. Wang, M. Pechal, E. A. Wollack, P. Arrangoiz-Arriola, M. Gao, N. R. Lee, and A. H. Safavi-Naeini, Phys. Rev. X **9**, 021049 (2019).
 - [7] P. Winkel, K. Borisov, L. Grünhaupt, D. Rieger, M. Spiecker, F. Valenti, A. V. Ustinov, W. Wernsdorfer, and I. M. Pop, Phys. Rev. X **10**, 031032 (2020).
 - [8] P. R. Muppalla, O. Gargiulo, S. I. Mirzaei, B. P. Venkatesh, M. L. Juan, L. Grünhaupt, I. M. Pop, and G. Kirchmair, Phys. Rev. B **97**, 024518 (2018).
 - [9] N. S. Maslova, V. N. Mantsevich, P. I. Arseyev, and I. M. Sokolov, Phys. Rev. B **100**, 035307 (2019).
 - [10] H. M. Gibbs, S. L. McCall, and T. N. C. Venkatesan, Phys. Rev. Lett. **36**, 1135 (1976).
 - [11] R. Bonifacio and L. A. Lugiato, Phys. Rev. A **18**, 1129 (1978).
 - [12] N. S. Maslova, E. V. Anikin, N. A. Gippius, and I. M. Sokolov, Phys. Rev. A **99**, 043802 (2019).
 - [13] E. V. Anikin, N. S. Maslova, N. A. Gippius, and I. M. Sokolov, Phys. Rev. A **100**, 043842 (2019).
 - [14] L. V. Keldysh, Sov. Phys. JETP **20**, 1307 (1965).
 - [15] P. D. Drummond and D. F. Walls, J. of Physics A: Mathematical and General **13**, 725 (1980).
 - [16] H. Risken, C. Savage, F. Haake, and D. F. Walls, Phys. Rev. A **35**, 1729 (1987).
 - [17] H. Haken, Zeitschrift für Physik **219**, 411 (1965).
 - [18] H. Risken, Zeitschrift für Physik **186**, 85 (1965).
 - [19] R. Graham and H. Haken, Zeitschrift für Physik **219**, 246 (1970).
 - [20] K. Vogel and H. Risken, Phys. Rev. A **38**, 2409 (1988).
 - [21] N. S. Maslova, R. Johne, and N. A. Gippius, JETP Letters **86**, 126 (2007).
 - [22] K. Vogel and H. Risken, Phys. Rev. A **42**, 627 (1990).

ACKNOWLEDGMENTS

This work was supported by RFBR grants 19-02-000-87a, 18-29-20032mk, 19-32-90169 and by a grant of the Foundation for the Advancement of Theoretical Physics and Mathematics 'Basis'.

Appendix A: The continuous limit of the quantum master equation

In this Appendix, we derive the Fokker-Planck equation with tunneling term (9) from the approximate form

of the quantum master equation (7), (8). The first step is to express ρ_n^{13} through ρ_n^{11} and ρ_n^{33} using the Eq. (8). This should be done in different way in the quasienergy domains $\epsilon_{\text{sep}} < \epsilon < \epsilon_{\text{crit}}$ and $\epsilon_{\text{crit}} < \epsilon < \epsilon_1$.

To express ρ_n^{13} in the domain $\epsilon_{\text{sep}} < \epsilon < \epsilon_{\text{crit}}$, one should perform the gradient expansion of the γ -dependent term in (8). It results in the following expression:

$$\rho_{n13} = \frac{t_n(\rho_n^{11} - \rho_n^{33})}{\epsilon_{n1} - \epsilon_{n3} - \frac{i\gamma_{n13}}{2}}, \quad (\text{A1})$$

where

$$\gamma_{n13} = \gamma \left((a^\dagger a)_{nn}^{11} + (a^\dagger a)_{nn}^{33} - 2 \sum_{n'} a_{nn'}^{11} (a_{nn'}^{33})^* \right) \quad (\text{A2})$$

In the domain $\epsilon_{\text{crit}} < \epsilon < \epsilon_1$, the only nondiagonal element of the density matrix which should be taken into account is the element corresponding to transition between a pair of resonant states, $\rho_{n_{\text{res}}}^{13}$, and all other can be neglected. Because of that, $\rho_{n_{\text{res}}}^{13}$ can be immediately expressed from (8):

$$\rho_{n_{\text{res}}}^{13} = \frac{t_{n_{\text{res}}}(\rho_{n_{\text{res}}}^{11} - \rho_{n_{\text{res}}}^{33})}{\epsilon_{n_{\text{res}}1} - \epsilon_{n_{\text{res}}3} - \frac{i\tilde{\gamma}_{13}}{2}}, \quad (\text{A3})$$

$$\tilde{\gamma}_{13} = \frac{\gamma}{2} \left((a^\dagger a)_{n_{\text{res}}n_{\text{res}}}^{11} + (a^\dagger a)_{n_{\text{res}}n_{\text{res}}}^{33} - 2a_{n_{\text{res}}n_{\text{res}}}^{11} (a_{n_{\text{res}}n_{\text{res}}}^{33})^* \right). \quad (\text{A4})$$

Then, ρ_n^{13} from (A1), (A3) should be substituted in (7). They are present in the term $\pm it_n(\rho_{nn}^{13} - \rho_{nn}^{31})$.

Now, let us focus on the part containing the diagonal elements of the density matrix ρ_n^{11} and ρ_n^{33} . To transform the quantum master equation in the continuous form, one should consider ρ_n^{11} and ρ_n^{33} as the continuous functions $P^r(n)$ of the index n . Then, in the equation for each matrix element $\rho_{n'}^{rr}$, the gradient expansion of $\rho_{n'}^{rr} \equiv P^r(n')$ should be performed: $P^r(n') \approx P^r(n) + (n - n') \frac{\partial P^r}{\partial n} + \frac{1}{2}(n - n')^2 \frac{\partial^2 P^r}{\partial n^2} + \dots$. After truncating the expansion up to the second order, one gets the Fokker-Planck equation with the tunneling term (9). The resulting drift and diffusion coefficients $K_r(\epsilon)$, $D_r(\epsilon)$ and the period $T_r(\epsilon)$ can be found as the contour integrals over classical trajectories of the nonlinear oscillator:

$$\begin{aligned} K_r(\epsilon) &= \frac{i}{2} \oint a da^* - a^* da, \\ D_r(\epsilon) &= \frac{i}{2} \oint \frac{\partial H}{\partial a} da - \frac{\partial H}{\partial a^*} da^*, \\ T_r(\epsilon) &= \int da^* da \delta(\epsilon - H(a^*, a)). \end{aligned} \quad (\text{A5})$$

Appendix B: The stationary solution of the Fokker–Planck equation with a tunneling term

In this Appendix, we present the accurate calculation of the stationary distribution function which follows from Eq. (9), where the tunneling rate $\lambda_T(\epsilon)$ is given by Eq. (11). First of all, let us consider the region $\epsilon_{sep} < \epsilon < \epsilon_{crit}$. In this region, tunneling leads to equilibration of distribution functions in regions 1 and 3. So, $P_1(\epsilon) \approx P_3(\epsilon)$, and the equation for stationary distribution can be obtained by taking the sum of the equations for P_1 and P_3 :

$$\left[\gamma(K_1 + K_3)P_{1,3} + Q(D_1 + D_3)\frac{\partial P_{1,3}}{\partial \epsilon} \right] = 0, \quad (B1)$$

$$P_r(\epsilon) = \begin{cases} P(\epsilon_{sep}) \exp \left\{ -\frac{\gamma}{Q} \int_{\epsilon_{sep}}^{\epsilon} \frac{K_1(\epsilon') + K_3(\epsilon')}{D_1(\epsilon') + D_3(\epsilon')} d\epsilon' \right\} & \epsilon_{sep} < \epsilon \leq \epsilon_{crit} \\ P(\epsilon_{crit}) \exp \left\{ -\frac{\gamma}{Q} \int_{\epsilon_{crit}}^{\epsilon} \frac{K_r(\epsilon')}{D_r(\epsilon')} d\epsilon' \right\} + \frac{J}{Q} \int_{\epsilon_{crit}}^{\epsilon} \frac{d\epsilon'}{D_r(\epsilon')} \exp \left\{ -\frac{\gamma}{Q} \int_{\epsilon'}^{\epsilon} \frac{K_r(\tilde{\epsilon})}{D_r(\tilde{\epsilon})} d\tilde{\epsilon} \right\} & \epsilon_{crit} < \epsilon \leq \epsilon_{res}, \quad r = 1, 3 \\ P_r(\epsilon_{res}) \exp \left\{ -\frac{\gamma}{Q} \int_{\epsilon_{crit}}^{\epsilon} \frac{K_r(\epsilon')}{D_r(\epsilon')} d\epsilon' \right\} & \epsilon_{res} < \epsilon < \epsilon_1, \quad r = 1, 3 \end{cases} \quad (B3)$$

$$J = \frac{\tilde{\gamma}_{13} t^2(\epsilon_{res}) P(\epsilon_{crit}) \left(\exp \left\{ -\frac{\gamma}{Q} \int_{\epsilon_{crit}}^{\epsilon_{res}} \frac{K_1(\tilde{\epsilon})}{D_1(\tilde{\epsilon})} d\tilde{\epsilon} \right\} - \exp \left\{ -\frac{\gamma}{Q} \int_{\epsilon_{crit}}^{\epsilon_{res}} \frac{K_3(\tilde{\epsilon})}{D_3(\tilde{\epsilon})} d\tilde{\epsilon} \right\} \right)}{\delta \epsilon_{13res}^2 + \frac{\tilde{\gamma}_{13}^2}{4} + \frac{\tilde{\gamma}_{13} t^2(\epsilon_{res})}{Q} \left(\int_{\epsilon_{crit}}^{\epsilon_{res}} \frac{d\epsilon'}{D_1(\epsilon')} \exp \left\{ -\frac{\gamma}{Q} \int_{\epsilon'}^{\epsilon} \frac{K_1(\tilde{\epsilon})}{D_1(\tilde{\epsilon})} d\tilde{\epsilon} \right\} + \int_{\epsilon_{crit}}^{\epsilon_{res}} \frac{d\epsilon'}{D_3(\epsilon')} \exp \left\{ -\frac{\gamma}{Q} \int_{\epsilon'}^{\epsilon} \frac{K_3(\tilde{\epsilon})}{D_3(\tilde{\epsilon})} d\tilde{\epsilon} \right\} \right)}. \quad (B4)$$

When the detuning Δ is close to one of the values $\delta\Delta_n$, the flow J has a sharp peak, because the quasienergy difference $\delta\epsilon_{13res}$ between the resonant pair of states passes

through zero. Because of this, the probability density in the classical region 1 drops, which results in a peak in the occupation of the classical region 2.

$$\gamma \left[\gamma K_{1,3} P_{1,3} + Q D_{1,3} \frac{\partial P_{1,3}}{\partial \epsilon} \right] = \begin{cases} \mp J, & \epsilon_{crit} < \epsilon < \epsilon_{res} \\ 0, & \epsilon > \epsilon_{res} \end{cases}. \quad (B2)$$

The flow J is defined from the boundary condition $J = \lambda_T(\epsilon_{res})(P_1(\epsilon_{res}) - P_3(\epsilon_{res}))$ which can be obtained by integrating Eq. (9) in the vicinity of ϵ_{res} . As a result, the stationary distribution function determined from the solutions of (B1) and (B2) read