

# H2O: A Benchmark for Visual Human-human Object Handover Analysis

Ruolin Ye\*    Wenqiang Xu\*    Zhendong Xue    Tutian Tang    Yanfeng Wang  
Cewu Lu  
Shanghai Jiao Tong University

{cathyye2000, vinjohn, 707346129, tttang, wangyanfeng, lucewu}@sjtu.edu.cn

## Abstract

Object handover is a common human collaboration behavior that attracts attention from researchers in Robotics and Cognitive Science. Though visual perception plays an important role in the object handover task, the whole handover process has been specifically explored. In this work, we propose a novel rich-annotated dataset, H2O, for visual analysis of human-human object handovers. The H2O, which contains 18K video clips involving 15 people who hand over 30 objects to each other, is a multi-purpose benchmark. It can support several vision-based tasks, from which, we specifically provide a baseline method, RGPNet, for a less-explored task named Receiver Grasp Prediction. Extensive experiments show that the RGPNet can produce plausible grasps based on the giver's hand-object states in the pre-handover phase. Besides, we also report the hand and object pose errors with existing baselines and show that the dataset can serve as the video demonstrations for robot imitation learning on the handover task. Dataset, model and code will be made public.

## 1. Introduction

Object handover is one of the basic human collaboration behaviours yet a complex process in which the giver transfers an desired object to the receiver (Fig. 1). It is not only a rich area for the robotics community [4] and the cognitive community [20], but also for the computer vision community. Various perception behaviours are involved in this process, including but not limited to object detection (*where to find the object*) [24, 18], visual grasp prediction (*how to grasp the object*) [9], pre-handover reconstruction (*how the giver interact with the object during passing over*) [16, 28] and receiver grasp prediction (*how the receiver obtain the object*).

Though exploring the object handover task can be ben-

\* These two authors have equal contribution.




Figure 1. A process of handover typically includes three stages, namely pre-handover phase, physical exchange phase, and post-handover phase.

eficial for all these three communities mentioned above, it has seldom been explored from a pure computer vision perspective. The main reason might be the lack of specialized datasets. The currently available handover datasets are either of small scale [6] or have no visual recordings [7]. On the other hand, the researchers from the computer vision community have just recently paid their attention to the single hand-object interaction reconstruction task [17, 16, 28]. Visual analyses of how two hands interacting with objects are in the line of such works, but of higher challenges and practical impact.

In this work, we propose a rich-annotated knowledge base about the **Human-Human Object** handover task, named **H2O**. To construct the H2O dataset, we invite 15 volunteers to form 40 giver-receiver pairs. Each pair pass over 30 objects and this results in a total of 18K videos clips and 5M frames with rich annotations, such as hand pose, object pose, handover stage, grasp type, task-oriented intention, *etc.* Since the handover process involves many complex or dynamic grasps which are hard to be regressed by the current state-of-the-art hand model reconstruction method (See Fig. 2), we determine to adopt a marker-based protocol to record both the dynamics of hand and object poses. Being aware of the markerless preference

for some research topics [15, 3], we also provide a photorealistic H2O-Syn dataset, where the poses of hand and object are transferred from H2O, and the textures of hand and object are scanned from the real counterparts. As human beings are generally the experts that an intelligent robot should learn the skills from, we believe this human-human interaction dataset can also serve as the demonstrations of various manipulation tasks for robots, such as human-robot handover [32, 26], robot-human handover [4, 21, 27], and dexterous manipulation [22, 23].

As mentioned earlier, many handover-related vision tasks have been explored by previous researchers, while the *Receiver Grasp Prediction (RGP)* task is seldom explored, mostly because it requires a dataset that contains at least two hands and one object interacting with each other. Thus, in this paper, we take a look into this problem to enrich the visual analysis of the whole handover process. To address the RGP problem, the model should be able to 1). estimate the hand-object interaction model from a single RGB image during the pre-handover phase; 2). reason the available regions to predict a plausible grasp configuration; 3). refine the receiver hand configuration to avoid interpenetration or hindering the retract path of the giver’s hand. To accomplish that, we propose a generative approach named **RGPNet** to predict plausible receiver grasps. The RGPNet will first predict the hand and object pose from the pre-handover image. Then, the pose information along with the contextual information will be encoded as the condition vector, which will then be forwarded to predict the relative object and hand pose from the predicted object and giver’s hand pose. Predicting the relative pose, instead of the absolute one, can alleviate the collision between the two hands (Sec. 4.2).

To demonstrate that our proposed H2O can help benchmark multiple handover-related tasks, we not only report the grasp score [11] and interpolation volume [17] for the RGP task, but also report the hand and object pose error for the hand-object interaction reconstruction in the pre-handover subset of the H2O. Besides, we show the learned RGPNet has the generalization ability to the ContactPose sub-dataset which has hand-off annotation. Finally, we showcase the ability of our dataset to be the video demonstrations for imitation learning in simulation.

We summarize our contributions as follows:

- We propose a novel dataset that can support the comprehensive visual analysis of the object handover process. It can help mitigate the gap between current vision research and robotics researches. Among all supported tasks, we report baseline performance on the hand-object interaction reconstruction task and the receiver grasp prediction task. Besides, we illustrate that H2O recordings can be used as video demonstrations for robot learning.




Figure 2. Image content: (a) original RGB image; (b) hand model recovered from markerless setting via a similar approach described in [15]; (c) hand model recovered from marker-based recording. As we can see from the above images, markerless fitting is easily unstable even when the grasp type is fairly simple, which can be catastrophic for trajectory recording.

- We propose a novel generative pipeline RGPNet to address the challenging receiver grasp prediction (RGP) task. The RGPNet learned from the H2O dataset can be generalized to the ContactPose hand-off subset.

## 2. Related Work

**Datasets for Handover** To the best of our knowledge, currently there exist three public datasets [6, 7, 8] available for the handover tasks. Our proposed H2O is closely related to [6] for it is the only one who has the visual observations. However, it contains only 1110 video clips but no vision-related annotations, which limits the applicability for visual analysis. [7] directly learns the human behaviour from the 3D skeleton trajectories recorded by MoCap devices. Besides, they show more interest in the whole body movement but not the hand, which limits the diversity on hand-object manipulation. [8] collects 5202 grasps to analyze the grasp type choice when human handover objects to each other. However, it does not provide any visual observations.

The datasets which are built for hand-object interaction modeling [17, 13, 15, 3] are related but not sufficient. Since most of them involve only one hand and not handover-intended, such datasets might serve as valuable pretraining materials for visual analysis of pre-handover and post-handover phase, but not quite adequate for the physical handover phase.

More comprehensive comparison among datasets can be found in Table 1.

**Perception in Handover task** A handover task is a complex task, which can be addressed from several different perspectives of approaches, including perception, planning, and control. In this paper, we are particularly interested in the perception problems related to the handover task. The perception in handover tasks involves first-person perspective and third-person perspective.

For the **first-person perspective**, we will elaborate on the giver’s viewpoint and receiver’s viewpoint respectively.



Figure 3. The recording setup: (a). The whole recording scene: Devices 1 and 2 are the first-person perspective cameras; 3-5 are the third-person perspective cameras; 6-8 are the PST base object tracking devices; 9-11 are the NDI trackSTAR hand pose tracking devices. To be specific, 9 is the transmitter, 10 are the electronics units, 11 are the sensors; (b). Hand pose tracker; (c). Object pose tracker

During the pre-handover phase, the giver should try to locate the object requested by the receiver, which corresponds to object detection [24, 18], then the giver should try to grasp it into the hand, which can be handled by grasp prediction [9]. After that, the giver should determine where the receiver will likely receive the object, the visual task of this procedure is human/hand detection or tracking [12].

During the physical exchange phase, the receiver will determine how to obtain the object (*receiver grasp prediction*) based on the information such as object pose, affordance, giver’s grasp or the contextual content. After the giver release the object, the receiver will turn to use the object for the task he was thinking.

For the **third-person perspective**, the visual system which analyzes the human-human handover process can be used for demonstration of robot-related tasks, such as human-robot handover [32, 26], robot-human handover [4, 21, 27], dexterous manipulation [22, 23], *etc.* Besides, it can also serve as a analysis tool for cognitive study on human behaviour understanding [20, 8].

### 3. The H2O Handover Dataset

In this section, we will describe the protocol of the data collection process.

#### 3.1. Acquisition of Real Data

**Object Repository** We adopt all the object models used in ContactPose paper [3] and select some of the YCB objects. Upon submission, we have a total of 30 objects in the repository to be passed over, which are displayed in Fig. 4. The choice of the object models is based on the fact that existing datasets like [3, 9] have already annotated much useful information on these models. Though our dataset is self-contained, these datasets can be used as a great source for additional data augmentation.



Figure 4. Object models from ContactPose [3] (upper), object model from YCB object [5] (bottom).

**Devices and Setup** The whole recording setup is demonstrated in Fig. 3. We record the RGB-D videos with 5 Intel Realsense D435 cameras<sup>1</sup>. Among them, 3 are from third-person perspective (denoted as “TPP”) and the rest 2 are from first-person perspective (denoted as “FPP”). The resolution is  $1280 \times 720$  at 30 fps.

We adopt 12 NDI TrakSTAR magnetic sensors<sup>2</sup> to record the hand poses, among which 5 are for each hand tip and 1 for each dorsum. The recording frequency is 60 fps. The sensor is 8 mm wide.

The object poses are recorded by 3 PST Base optical trackers<sup>3</sup>, which are in triangular arrangement and synchronized to each other, so that they can capture the markers from multiple viewpoints. The recording frequency is 30

<sup>1</sup><https://www.intelrealsense.com/depth-camera-d435/>

<sup>2</sup><https://www.ndigital.com/products/3d-guidance/>

<sup>3</sup><https://www.ps-tech.com/products-pst-base/>

fps. Every object should be registered by the tracking system so that the pose can be properly recorded.

The scene is surrounded by three green screens, which makes it easier for others to change the background whenever necessary.

**Recording Setup** A director will help attach the magnetic sensors to the volunteers’ hands and give instructions during the recording process. For each pair of volunteers, the receiver should ask the giver to pass over a specific object. The receiver should be made clear the usage of the requested objects. The director will also supervise the process and monitor the screen so that the handover trajectories are in a proper position.

### 3.2. Annotation Protocol

**Hand Pose** The hand pose encodes 21 DoF of hand configuration, which is recorded similarly as the procedures described in [33]. We attach 6 magnetic trackers to each finger and the dorsum on one hand. And the rest 15 joint location is calculated from hand priors and inverse kinematics. The recorded hand pose is projected to image camera space by an iterative PnP algorithm implemented in OpenCV [2]. To note, all the volunteers are right-handed.

**Object Pose** The object 6DoF pose is tracked by the retro-reflective markers attached to the object body. The recording procedure follows the instruction from the user manual. To note, though we adopt a multi-view setting, the markers may still be missing due to severe occlusion during handover. For this situation, we manually annotate the 6D pose.

**Handover Stage** For each video clip, we separate it into three different phases, namely the pre-handover, physical handover, and post-handover. In the pre-handover process, the giver grasps the object and tries to pass it over to the receiver. While the physical handover phase starts when the receiver attaches the object and ends until the giver retracts from the object. After that, it moves on to the post-handover phase, during which each participant will continue their task before the handover.

**Grasp Type** We annotate each frame according to the grasp taxonomy described in [10]. We find such annotations could be useful for human behaviour understanding like in [8, 13], and grasp prediction like in [9].

**Task-Oriented Intention** We also take notes on whether this grasp is task-oriented. During recording, before pre-handover, the receiver will tell the giver how he/she would use the object for. If the receiver mentions ”casual”, then the giver will pass the object however he/she prefers. For

the task list concerning each object, please refer to the supplementary materials.

### 3.3. H2O-Syn Dataset

For those researchers who prefer marker-less RGB datasets, we adopt the Unity engine<sup>4</sup> to create a H2O-Syn dataset. Though the dataset is created from the CG renderer, we try to make it photorealistic by: (1). Adopting the physical camera in Unity, so that once the object and hand poses are properly transferred and placed in the Unity editor, the depth image from the real world can be directly aligned; (2). The textures of hands and objects are all scanned from the real world. Some samples of H2O-Syn datasets are displayed in Fig. 5.

### 3.4. Statistics

In this section, we first report the basic statistics of the H2O dataset and demonstrate how it is prepared for the hand-object interaction reconstruction task and RGP task. Finally, to show the diversity of the dataset, we show figure results on the hand and object pose distributions.

#### Train/Val/Test Split For Receiver Grasp Prediction

Since the frames are highly correlated within a video clip, we split the dataset according to handover behaviors. Among all of the 18K video clips corresponding to 6K handovers, we randomly select 5K for training, 500 for validation, and 500 for testing. For the pre-handover subset, we have a total of 2.5M images. When training the model for hand-object pose estimation and receiver grasp prediction, we sample the images one every 10 frames, so we have 210K for training, 21K for validation, and 21K for testing. For the physical handover subset, we have a total of 1M images. The main reason for the decrease in the number of frames is because the physical exchange phase usually finishes quicker than the pre-handover. From the object-centric perspective, we have an average of 7K frames for each object to train in the pre-handover phases.

For a more detailed description of image split and statistics, please refer to the supplementary files.

Since the H2O-Syn dataset is one-to-one transferred from the H2O dataset, the split strategy is the same for the H2O-Syn dataset.

**Hand Pose Distribution** We project the hand pose distribution from the H2O dataset with t-SNE [29]. As we can see from Fig. 6, the hand poses from the same video clip are close to each other and form a segment on the 2D projected image, while the hand pose of large configuration variations is far apart.

---

<sup>4</sup><https://unity.com/>






Figure 5. Samples from H2O Dataset (Upper) and H2O-Syn Dataset (Bottom): (a) (b) are samples from the middle TPP camera; (c) is from the left TPP camera; (d) (e) (f) are samples from FPP cameras.

Name	# Sub-jects	# Objects with Pose	# Frame	Real	Multiple View-points	First Person View	Task Oriented	Grasp Type	Handover Stage
<i>Single hand-object track</i>									
YCB Affordance	-	21	0.133M	✓	-	-	-	✓	-
FPHA	6	4	0.100M	✓	-	✓	-	✓	-
HO3D	10	10	0.078M	✓	✓	-	-	-	-
ObMan	20	2.7k	0.15M	-	✓	-	-	-	-
ContactPose*	50	25	2.9M	✓	✓	-	✓	-	-
H2O P-H (Ours)	15	30	2.5M	✓	✓	✓	✓	✓	✓
<i>Handover track</i>									
MSD	18	-	0.133M	✓	-	-	-	-	-
H2O (Ours)	15	30	5M	✓	✓	✓	✓	✓	✓

Table 1. Comparison with different datasets on the number of volunteers, number of objects with pose annotations, number of video frames, whether the dataset is built from real, whether have multi-view images, whether have the first-person view in images, whether the receiver’s task-oriented intention is recorded, whether the grasp type is annotated, and whether the handover stages are split. **H2O P-H** means the pre-handover subset of the H2O dataset. Our proposed dataset has richer annotations and more images, which can support various tasks. \*: ContactPose dataset also has two-hand-object annotations, however, these annotations are for bimanual manipulations, thus we also count the bimanual annotation as a single hand-object track.

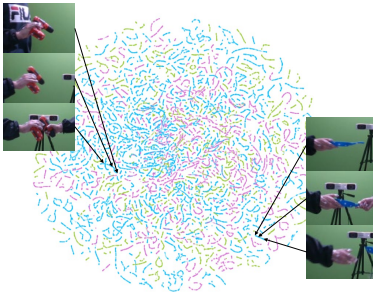


Figure 6. Hand pose distribution: Visualization of t-SNE embedding of hand poses. A point stands for a data sample, and a sequence with the same color represents a handover motion sequence. Typical motion sequence of power drill and pan are shown in the figure.

**Object Pose Distribution** To show the diversity of object poses, in Fig. 7, we display the different trajectories of the same object from the giver to the receiver when different task-oriented intentions are considered. For each trajec-



Figure 7. Object pose distribution: Visualization of three typical object pose trajectories in the pre-handover phase. The object pose varies in different trajectories in position and rotation.

tory, even the hand-object are nearly relatively static to each other, the object poses still show fairly large variations.

**Comparison With Related Datasets** We compare our H2O dataset with related datasets, which are divided in two tracks, namely single hand-object track (for its applicability to pre-handover phase) and handover track. As shown in Table 1, for the single hand-object track, FPHAB [13], HO3D [15], ObMan [17], ContactPose [3] and YCB Affordance

[9] are compared. For the handover track, the multi-sensor dataset (MSD) [6] are compared.

## 4. RGPNet

In this section, we describe the RGPNet for the receiver grasp prediction task. To note, for this task, we should first transform the images from the pre-handover phase into a hand-object predominant patch. For detailed instructions to extract the hand-object area from the full image, please refer to the supplementary materials. After that, the system will reconstruct the hand-object interaction models from the image patch  $\mathcal{I}$  (Sec. 4.1), predict the grasp for the receiver in a generative manner, and refine it according to the constraints (Sec. 4.2). The overall pipeline is illustrated in Fig. 8.

### 4.1. Hand-object Interaction Reconstruction

Given an image patch  $\mathcal{I}$  and the object type  $C$  from the pre-handover phase, a joint hand-object pose estimation framework is adopted to predict the hand pose  $H_{pre} = \{\beta_{pre}, \theta_{pre}, P_{w,pre}\}$  and object 6D pose  $P_{o,pre} = \{R_{o,pre}, t_{o,pre}\}$ , where  $\beta_{pre}$  and  $\theta_{pre}$  follow the convention of MANO [25],  $P_{w,pre} = \{R_{w,pre}, t_{w,pre}\}$  denotes the wrist pose and  $R_{o,pre}, R_{w,pre} \in SO(3), t_{o,pre}, t_{w,pre} \in \mathbb{R}^3$ . For the hand-object pose estimation framework, we provide two baselines [28, 16] in Table 2. For later grasp prediction experiment, we adopt the [16] because it has better performance on our dataset.

To obtain the 3D hand model  $\mathcal{M}_{H,pre}$  and the object hand model  $\mathcal{M}_{O,pre}$ , the hand parameters will forward through the MANO layer [17] and the object model will be retrieved and transformed according to the object category  $C$  and the predicted  $P_{o,pre}$ .

### 4.2. Receiver Grasp Prediction, RGP-GAN

We consider the receiver’s grasp as a relative transformation from the  $\mathcal{M}_{H,pre}$ . Thus, the network is required to predict the 6DoF transformation of the hand root  $\Delta P_w = \{\Delta R_w, \Delta t_w\}$ , and the shape parameter deformation  $\Delta\beta, \Delta\theta$ . Since there are no ground truths of the receiver’s grasp for the pre-handover images, we propose to learn the parameters in a generative manner.

We first collect a set of samples from the corresponding physical handover phases of the pre-handover image, and calculate  $S = \{(\Delta P_{w,i}, \Delta\beta_i, \Delta\theta_i) \mid i = 1, \dots, N\}$ , where  $N$  is the sample number. The  $\beta$  and  $\theta$  for the two hands in the physical handover images are calculated by a pre-trained SIKNet as described in [30].

Then, for each  $\mathcal{I}$ , a ResNet-18 [19] backbone is adopted to transform it into a global feature  $\mathcal{F}$ . Later,  $\mathcal{F}$  will be concatenated with  $H_{pre}$  and input to four separate branches to predict the  $\Delta R_w, \Delta t_w, \Delta\beta$ , and  $\Delta\theta$  respectively. Each branch is constituted by a 3-layer fully connected network with ReLU activation.

**Grasp Generation Loss** With  $S$ , we learn the grasp transformation with a discriminator  $D$  to judge if the transformation is realistic. Wasserstein loss [1] is used. The discriminator is a 3-layer fully connected network with ReLU activation. We denote the ResNet-18 and the following fully connected layers as  $G$  (as shown in Fig. 8). The loss is formulated as:

$$\mathcal{L}_{gen} = -\mathbb{E}_{S \sim p(S)}[D(G(\mathcal{I}))] + \mathbb{E}_{S \sim p(S)}[D(S_i)]. \quad (1)$$

We also adopt the gradient penalty loss  $\mathcal{L}_{gp}$  [14] to guarantee the satisfaction of the Lipschitz constraint in the WGAN [1].

**Contact Loss** As the receiver should make contact with the object surface but not the giver’s hand, we adopt the concept of anchor point from [31]. We define a set of anchor points  $\mathcal{A}^{(g)} = \{A_i^{(g)}\}_{i=1}^{17}$  of giver’s hand mesh model  $\mathcal{M}^{(g)} = \{v_j^{(g)}\}_{j=1}^N$ , where  $A_i, v_j^{(g)} \in \mathbb{R}^3$ ,  $N$  is the vertex number of  $\mathcal{M}^{(g)}$  and similarly anchor points  $\mathcal{A}^{(r)}$  for receiver’s hand mesh. The object mesh  $\mathcal{O} = \{O_k\}_{k=1}^M$ , where  $O_k \in \mathbb{R}^3$  and  $M$  is the vertex number of the object mesh. The contact loss between the receiver’s hand, the object, and the giver’s hand is given by:

$$\mathcal{L}_{con} = \frac{1}{|\mathcal{A}^{(r)}|} \sum_{A \in \mathcal{A}^{(r)}} (\min_k \|A, O_k\|_2 - \min_j \|A, v_j^{(g)}\|_2) \quad (2)$$

$\mathcal{L}_{con}$  minimizes the minimal distance between the receiver’s hand and object, but maximize the minimal distance between the two hands. We consider the anchor point as the contact points to reduce the computational time.

Besides, we adopt the refinement layer as in [9] and have two additional loss functions  $\mathcal{L}_{arc}$  and  $\mathcal{L}_\gamma$  to further minimize the distance between hand tips and object surface. For the formulation of  $\mathcal{L}_{arc}$  and  $\mathcal{L}_\gamma$ , please refer to [9].

**Interpenetration Loss** If interpenetration occurs, there should exist a subset of the anchor points of the receiver’s hand (denoted as  $\mathcal{A}_{in}^{(r)} \in \mathcal{A}^{(r)}$ ) inside the object mesh  $\mathcal{O}$  or the giver’s hand mesh  $\mathcal{M}^{(g)}$ . Then, the interpenetration loss is given by:

$$\mathcal{L}_{int} = \frac{1}{|\mathcal{A}_{in}^{(r)}|} \sum_{A \in \mathcal{A}_{in}^{(r)}} (\min_k \|A, O_k\| + \min_j \|A, v_j^{(g)}\|_2). \quad (3)$$

$\mathcal{L}_{int}$  minimizes the min distance between the anchor point inside and the object surface or giver’s hand mesh surface, so that the points inside will be driven outwards.

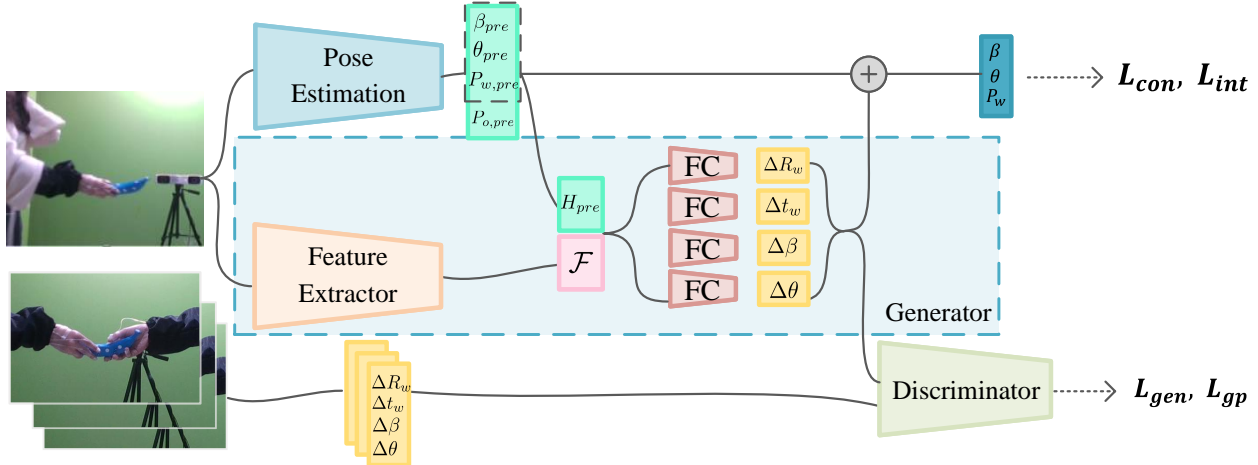


Figure 8. The overall pipeline of receiver grasp prediction.

**The Overall Loss** By taking all the loss function into consideration, we have the overall loss function for RGPNet.

$$\mathcal{L} = \mathcal{L}_{gen} + \lambda_1 \mathcal{L}_{gp} + \lambda_2 \mathcal{L}_{con} + \lambda_3 \mathcal{L}_{arc} + \lambda_4 \mathcal{L}_{\gamma} + \lambda_5 L_{int} \quad (4)$$

## 5. Experiments & Results

In the main paper, we report the results on the H2O dataset. For the results on the H2O-Syn dataset, please refer to the supplementary materials.

### 5.1. Implementation Details

The hand-object pose estimation module is trained independently on the H2O pre-handover subset. Once the module is trained, we fix the parameters to regard the module as an off-the-shelf tool. We provide several baseline methods for human-object pose estimation, whose performance will be reported in Table 2. For details, please refer to the supplementary materials.

After that, the details of the GAN module are listed as follows: Input image patches are resized to  $256 \times 256$ . Learning rate  $lr=0.0001$ , batch size  $bs=32$ ,  $\lambda_1 = 10$ ,  $\lambda_2 = 100$ ,  $\lambda_3 = 0.01$ ,  $\lambda_4 = 20$ ,  $\lambda_5 = 2000$ . The optimizer is SGD with momentum = 0.9. The Generator is updated 5 times before the Discriminator is optimized once. The GAN module is trained with cosine LR scheduling for 30 epochs. For more details on implementation, please refer to the supplementary materials.

### 5.2. Metrics

We adopt the following methods to measure the result qualities.

**Hand Pose Error** We compute the mean 3D vertex errors for hand to assess the quality of pose estimation.

**Object Pose Error** We also compute the mean 3D vertex

Method	Object error	Hand error
Tekin <i>et al.</i> [28]	28.4	19.2
Hasson <i>et al.</i> [16]	26.1	22.5

Table 2. Hand-object reconstruction results on H2O pre-handover subset, the errors are measure in mm.

errors for object to assess the quality of pose estimation.

**Grasp Score** We apply the widely-used analytical grasp metric from [11] to measure the grasp quality. It indicates the minimum force to be applied to break the grasp stability.

**Interpenetration Volume** Similarly to [31], we voxelize the object mesh into  $80^3$  voxels, and calculate the sum of the voxel volume inside the hand surface.

### 5.3. Results on H2O Dataset

**Hand-object Interaction Reconstruction** For the hand-object interaction reconstruction task, we adopt two baseline methods and since the training pipeline does not require information from the corresponding physical handover stage, and only the H2O pre-handover subset is required. The train/val/test split is kept the same as described in Sec. 3.4. To note, the baseline Hasson *et al.* listed is a variant without the photometric consistency loss [16]. Because we think the static prediction is more challenging, and many perception tasks are carried out under the single image setting.

Qualitative results on H2O dataset are shown in Fig. 9.

**Receiver Grasp Prediction** For the RGP task, we report the grasp score and interpenetration volume (denoted as "Interp.") in Table 3. As there are no baselines for this task, we implement a variant of RGPNet which adopts the grasp type prediction. The RGPNet with grasp type prediction only add a grasp type branch after the global feature  $\mathcal{F}$ , and the predicted hand pose is  $H = H_{pre} + H_o + \Delta H$ , instead



Figure 9. Qualitative results: **Upper:** Hand-object interaction reconstruction results on our H2O pre-handover dataset; **Middle:** RGPNet results on H2O pre-handover dataset; **Bottom:** RGPNet results on ContactPose hand-off dataset. To note, for better visual quality, the displayed images are slightly larger than the image patch for training.

Method	Grasp Score $\uparrow$	Interp. $\downarrow$
RGPNet	0.58	28
RGPNet + grasp type	0.62	24

Table 3. Receiver grasp prediction results.  $\uparrow$  means the the higher the better;  $\downarrow$  means the lower the better.

of the  $H = H_{pre} + \Delta H$ .  $H_o = \{\beta_o, \theta_o, \mathbf{0}\}$  is the default hand pose for different grasp types. For the exact structure, please refer to the supplementary files.

Besides, we apply the model trained on our H2O dataset to the ContactPose hand-off subset. The qualitative results are shown in Fig. 9.

#### 5.4. Transfer Human Demonstration to Robot Hand

Since human beings are generally the experts for robots to learn manipulation skills from, the handover video clips can be used as video demonstration sources. In this work, we make simple illustration on how to construct a human-robot handover demonstration by transferring the hand-object pose recordings to a simulator (Unity in the showcase). To note, it is trivial to adopt the same process to construct a robot-human handover demonstration. Samples from two handover process including pre-handover and physical handover are displayed in Fig. 10. The robot hand adopted for illustration is the Shadow dexterous hand<sup>5</sup>. Conducting an imitation learning for real robot hand is beyond the scope of this paper, so we consider it as a future work.




Figure 10. The H2O dataset can also be used as video demonstration for imitation learning. Above image content: (a)(b) are in the pre-handover phase and (c) is in the physical handover phase.

## 6. Conclusion and Future Works

In this work, we propose a novel dataset with rich annotations for visual analysis of the handover tasks. To complete the visual analysis, we propose a novel RGPNet to address the seldom explored task Receiver Grasp Prediction. However, we need to emphasize that our H2O dataset is multi-purpose and can support various handover-related tasks, such as hand-object pose estimation, hand pose estimation. In the end, we showcase the potential use of our dataset as the video demonstration for the imitation learning

<sup>5</sup><https://www.shadowrobot.com/dexterous-hand-series/>



of robot handover task or manipulation tasks. In the future, we would like to explore better visual perception algorithms for hand/object-related tasks. Besides, we are definitely eager to apply our datasets as the demonstration to help the robot learning.

## References

- [1] Martin Arjovsky, Soumith Chintala, and Léon Bottou. Wasserstein generative adversarial networks. In *International conference on machine learning*, pages 214–223. PMLR, 2017. 6
- [2] G. Bradski. The OpenCV Library. *Dr. Dobb's Journal of Software Tools*, 2000. 4
- [3] Samarth Brahmabhatt, Chengcheng Tang, Christopher D Twigg, Charles C Kemp, and James Hays. Contactpose: A dataset of grasps with object contact and hand pose. *arXiv preprint arXiv:2007.09545*, 2020. 2, 3, 5
- [4] Maya Cakmak, Siddhartha S Srinivasa, Min Kyung Lee, Jodi Forlizzi, and Sara Kiesler. Human preferences for robot-human hand-over configurations. In *2011 IEEE/RSJ International Conference on Intelligent Robots and Systems*, pages 1986–1993. IEEE, 2011. 1, 2, 3
- [5] B. Calli, A. Singh, A. Walsman, S. Srinivasa, P. Abbeel, and A. M. Dollar. The ycb object and model set: Towards common benchmarks for manipulation research. In *2015 International Conference on Advanced Robotics (ICAR)*, pages 510–517, 2015. 3
- [6] Alessandro Carfi, Francesco Foglino, Barbara Bruno, and Fulvio Mastrogiovanni. A multi-sensor dataset of human-human handover. *Data in brief*, 22:109–117, 2019. 1, 2, 6
- [7] Wesley Chan, Matthew Pan, Elizabeth Croft, and Masayuki Inaba. Handover Orientation and Motion Capture Dataset. 6 2019. 1, 2
- [8] F Cini, V Ortenzi, P Corke, and M Controzzi. On the choice of grasp type and location when handing over an object. *Science Robotics*, 4(27), 2019. 2, 3, 4
- [9] Enric Corona, Albert Pumarola, Guillem Alenya, Francesc Moreno-Noguer, and Grégory Rogez. Ganhand: Predicting human grasp affordances in multi-object scenes. In *Proceedings of the IEEE/CVF Conference on Computer Vision and Pattern Recognition*, pages 5031–5041, 2020. 1, 3, 4, 6
- [10] T. Feix, J. Romero, H. B. Schmiedmayer, A. M. Dollar, and D. Kragic. The grasp taxonomy of human grasp types. *IEEE Transactions on Human-Machine Systems*, 46(1):66–77, 2016. 4
- [11] Carlo Ferrari and John F Canny. Planning optimal grasps. In *ICRA*, volume 3, pages 2290–2295, 1992. 2, 7
- [12] Vandit Gajjar, Ayesha Gurnani, and Yash Khandhediya. Human detection and tracking for video surveillance: A cognitive science approach. In *Proceedings of the IEEE international conference on computer vision workshops*, pages 2805–2809, 2017. 3
- [13] Guillermo Garcia-Hernando, Shanxin Yuan, Seungryul Baek, and Tae-Kyun Kim. First-person hand action benchmark with rgb-d videos and 3d hand pose annotations. In *Proceedings of the IEEE conference on computer vision and pattern recognition*, pages 409–419, 2018. 2, 4, 5
- [14] Ishaan Gulrajani, Faruk Ahmed, Martin Arjovsky, Vincent Dumoulin, and Aaron Courville. Improved training of wasserstein gans. *arXiv preprint arXiv:1704.00028*, 2017. 6
- [15] Shreyas Hampali, Mahdi Rad, Markus Oberweger, and Vincent Lepetit. Honnotate: A method for 3d annotation of hand and object poses. In *Proceedings of the IEEE/CVF Conference on Computer Vision and Pattern Recognition*, pages 3196–3206, 2020. 2, 5
- [16] Yana Hasson, Bugra Tekin, Federica Bogo, Ivan Laptev, Marc Pollefeys, and Cordelia Schmid. Leveraging photo-metric consistency over time for sparsely supervised hand-object reconstruction. In *Proceedings of the IEEE/CVF Conference on Computer Vision and Pattern Recognition*, pages 571–580, 2020. 1, 6, 7
- [17] Yana Hasson, Gul Varol, Dimitrios Tzionas, Igor Kalevatykh, Michael J Black, Ivan Laptev, and Cordelia Schmid. Learning joint reconstruction of hands and manipulated objects. In *Proceedings of the IEEE/CVF Conference on Computer Vision and Pattern Recognition*, pages 11807–11816, 2019. 1, 2, 5, 6
- [18] Kaiming He, Georgia Gkioxari, Piotr Dollár, and Ross Girshick. Mask r-cnn. In *Proceedings of the IEEE international conference on computer vision*, pages 2961–2969, 2017. 1, 3
- [19] Kaiming He, Xiangyu Zhang, Shaoqing Ren, and Jian Sun. Deep residual learning for image recognition. In *Proceedings of the IEEE conference on computer vision and pattern recognition*, pages 770–778, 2016. 6
- [20] Saki Kato, Natsuki Yamanobe, Gentiane Venture, Eiichi Yoshida, and Gowrishankar Ganesh. The where of handovers by humans: Effect of partner characteristics, distance and visual feedback. *PLoS one*, 14(6):e0217129, 2019. 1, 3
- [21] Andras Kupcsik, David Hsu, and Wee Sun Lee. Learning dynamic robot-to-human object handover from human feedback. In *Robotics research*, pages 161–176. Springer, 2018. 2, 3
- [22] Ilija Radosavovic, Xiaolong Wang, Lerrel Pinto, and Jitendra Malik. State-only imitation learning for dexterous manipulation. *arXiv preprint arXiv:2004.04650*, 2020. 2, 3
- [23] Aravind Rajeswaran, Vikash Kumar, Abhishek Gupta, Giulia Vezzani, John Schulman, Emanuel Todorov, and Sergey Levine. Learning complex dexterous manipulation with deep reinforcement learning and demonstrations. *arXiv preprint arXiv:1709.10087*, 2017. 2, 3
- [24] Shaoqing Ren, Kaiming He, Ross Girshick, and Jian Sun. Faster r-cnn: Towards real-time object detection with region proposal networks. *arXiv preprint arXiv:1506.01497*, 2015. 1, 3
- [25] Javier Romero, Dimitrios Tzionas, and Michael J Black. Embodied hands: Modeling and capturing hands and bodies together. *ACM Transactions on Graphics (ToG)*, 36(6):1–17, 2017. 6
- [26] Kyle Strabala, Min Kyung Lee, Anca Dragan, Jodi Forlizzi, Siddhartha S Srinivasa, Maya Cakmak, and Vincenzo Mi-

- celli. Toward seamless human-robot handovers. *Journal of Human-Robot Interaction*, 2(1):112–132, 2013. [2](#), [3](#)
- [27] Halit Bener Suay and Emrah Akin Sisbot. A position generation algorithm utilizing a biomechanical model for robot-human object handover. In *2015 IEEE International Conference on Robotics and Automation (ICRA)*, pages 3776–3781. IEEE, 2015. [2](#), [3](#)
- [28] Bugra Tekin, Federica Bogo, and Marc Pollefeys. H+ o: Unified egocentric recognition of 3d hand-object poses and interactions. In *Proceedings of the IEEE/CVF Conference on Computer Vision and Pattern Recognition*, pages 4511–4520, 2019. [1](#), [6](#), [7](#)
- [29] Laurens van der Maaten and Geoffrey Hinton. Visualizing data using t-sne. *Journal of Machine Learning Research*, 9(86):2579–2605, 2008. [4](#)
- [30] Lixin Yang, Jiasen Li, Wenqiang Xu, Yiqun Diao, and Cewu Lu. Bihand: Recovering hand mesh with multi-stage bisected hourglass networks. *arXiv preprint arXiv:2008.05079*, 2020. [6](#)
- [31] Lixin Yang, Xinyu Zhan, Kailin Li, Wenqiang Xu, Jiefeng Li, and Cewu Lu. Cpf: Learning a contact potential field to model the hand-object interaction. *arXiv preprint arXiv:2012.00924*, 2020. [6](#), [7](#)
- [32] Wei Yang, Chris Paxton, Maya Cakmak, and Dieter Fox. Human grasp classification for reactive human-to-robot handovers. *arXiv preprint arXiv:2003.06000*, 2020. [2](#), [3](#)
- [33] Shanxin Yuan, Qi Ye, Bjorn Stenger, Siddhant Jain, and Tae-Kyun Kim. Bighand2. 2m benchmark: Hand pose dataset and state of the art analysis. In *Proceedings of the IEEE Conference on Computer Vision and Pattern Recognition*, pages 4866–4874, 2017. [4](#)