

**Subject Areas:**

Fluid Dynamics, Statistical Mechanics

Keywords:microcanonical ensemble,
two-dimensional flow, truncated Euler
equations, turbulence, reversals**Author for correspondence:**

Adrian van Kan

e-mail: adrian.van.kan@phys.ens.frGeometric microcanonical
theory of two-dimensional
Truncated Euler flowsA. van Kan¹, A. Alexakis¹ and M. Brachet¹¹ Laboratoire de Physique de l'Ecole normale
supérieure, ENS, Université PSL, CNRS, Sorbonne
Université, Université de Paris, F-75005 Paris, France

This paper presents a geometric microcanonical ensemble perspective on two-dimensional Truncated Euler flows, which contain a finite number of (Fourier) modes and conserve energy and enstrophy. We explicitly perform phase space volume integrals over shells of constant energy and enstrophy. Two applications are considered. In a first part, we determine the average energy spectrum for highly condensed flow configurations and show that the result is consistent with Kraichnan's canonical ensemble description, despite the fact that no thermodynamic limit is invoked. In a second part, we compute the probability density for the largest-scale mode of a free-slip flow in a square, which displays reversals. We test the results against numerical simulations of a minimal model and find excellent agreement with the microcanonical theory, unlike the canonical theory, which fails to describe the bimodal statistics. This article is part of the theme issue "Mathematical problems in physical fluid dynamics".

1. Introduction

Turbulent flows involve a large number of degrees of freedom, spanning many spatial and temporal scales. Similarly, in a gas at equilibrium, there is a large number of degrees of freedom corresponding to all the gas molecules. In the latter case, it is well known that equilibrium statistical mechanics provides a description of drastically reduced complexity. Turbulent flows are, however, non-equilibrium phenomena [1], since they involve finite fluxes of energy and other invariants across scales due to nonlinear interactions. For instance, energy is transferred from large to small scales in homogeneous and isotropic three-dimensional turbulence [2] whereas in two-dimensions it flows from small to large scales [3]. At first sight, this makes the two cases starkly different.

However, despite turbulence being an out-of-equilibrium phenomenon overall, equilibrium theory does remain relevant under certain circumstances. In three dimensions, this has been claimed to be the case at scales larger than the injection scale. At these scales, the energy flux is zero and the system can possibly be modeled using equilibrium dynamics [4–6]. In addition, understanding equilibrium dynamics is important for systems that display a transition from a forward to an inverse cascade [7–13]; in these systems the large scales transition from an equilibrium state to an out-of-equilibrium state. Another instance of equilibrium properties in three-dimensional turbulence is the so-called bottleneck, which manifests at the smallest scales of the inertial range (the range of scales below the forcing scale and above the dissipation scales), where the power-law spectrum becomes less steep [14–17]. The bottleneck was interpreted as ‘incomplete thermalisation’ in [18], where it was argued that the scales involved in the bottleneck are asymptotically at equilibrium for hyper-viscous flows as the order of the hyper-viscosity goes to infinity. This prediction was recently shown to be consistent with numerical evidence [19].

Arguably the most successful application of equilibrium statistical mechanics to turbulence has been the case of two-dimensional (2-D) flows in finite domains, where energy accumulates in the mode(s) associated with the largest available spatial scale, forming a so-called condensate [20–24]. An important property of such 2-D turbulent flows is that, in contrast with three dimensions, the energy dissipation vanishes when the viscosity tends to zero. Thus energy fluxes through the system also vanish in that limit [25], which motivates an approximate equilibrium description. Two main approaches from statistical physics can be considered, which will be described in more detail below. Firstly the microcanonical ensemble, which applies to closed systems, and secondly the canonical and grand canonical ensembles, which apply to open systems subject to fluctuations of energy and other quantities (typically particle number) around a mean value. The first attempt in this direction was undertaken by Onsager in 1949 [26], who formulated a microcanonical description of idealised (singular) point-vortex flow to explain the self-organisation of 2-D turbulence (see [27] for a review of Onsager’s contributions to turbulence). Since Onsager’s initial contribution, the statistical mechanics of singular point vortices has continued to attract a great deal of attention [27–35]. A generalization of the point-vortex statistical description was proposed by the celebrated Robert-Sommeria-Miller (RSM) theory proposed in the early 1990s [21,27,36–38]. The full 2-D Euler equations conserve vorticity for every fluid parcel. Hence the integral of any power of vorticity is conserved, not only the enstrophy. This implies an infinite family of conserved quantities (known as Casimir invariants), which was taken into account. A detailed description of RSM theory and its further developments be found in [23], a concise introduction is also given in [27]. The basic object of the theory is a local “microscopic” distribution function $n(\sigma, \mathbf{r})$, the probability density associated with vorticity $\omega(\mathbf{r})$ lying between σ and $\sigma + d\sigma$ at the space point \mathbf{r} . The idea is that after evolving for a long time, the vorticity field develops very fine scales so that a small neighborhood of the point \mathbf{r} will contain many values of the vorticity with levels distributed according to $n(\sigma, \mathbf{r})$. From this distribution, a maximum principle for a generalised entropy leads to a mean-field equation for the “macroscopic” stream function, whose solution yields the equilibrium flow configuration. Specifically, RSM theory has been successfully applied to Jupiter’s Great Red Spot [39], ocean rings and currents [40] and zonal flows [41].

Here we follow an alternative equilibrium statistical description of turbulence, which can be obtained by considering the equilibrium state of the truncated (incompressible) Euler equations (TEE). The TEE retain only a finite number of Fourier modes [42–45]. When the Euler equation is studied numerically, for instance with periodic boundary conditions, these are precisely the equations which pseudo-spectral numerical codes solve. In 1952, Lee [42] investigated this system and showed that the TEE satisfy Liouville’s theorem. In three dimensions, assuming ergodicity, Lee [42] predicted that at equilibrium this system will be such that every state \mathbf{u} of a given energy \mathcal{E} is equally probable. This leads to the prediction for the energy spectrum $E(\mathbf{k})$ (defined as the mean energy of the wave vector \mathbf{k}) is given by $E(\mathbf{k}) = \mathcal{E}/N$, where N is the total number of wave vectors. This is equivalent to the microcanonical ensemble in statistical physics and it here amounts to equipartition of energy among all the degrees of freedom (i.e. among all Fourier

amplitudes). Two decades later, Kraichnan [44] considered the TEE, for which he proposed a different approach, by considering that the complex amplitudes of the Fourier modes involved followed a canonical distribution that was controlled by the mean values of the invariants of the system: energy and helicity. Kraichnan's approach corresponds to a grand canonical ensemble, as total energy and helicity are allowed to fluctuate around a mean value. The grand canonical approach allowed Kraichnan to generalise Lee's result to a modified energy spectrum in the presence of helicity. A review of these results can be found in [45]. We note that a microcanonical statistical description of finite-dimensional 3-D TEE taking both the energy and the helicity constraint, has not been achieved. This is because, as we will see for the 2-D case, the presence of an additional invariant significantly complicates the integrals involved.

In two dimensions the TEE and the grand canonical ensemble statistics were investigated again by Kraichnan [46]. The 2-D TEE can be written in terms of the stream function $\psi(\mathbf{r})$ at position \mathbf{r} (related to velocity via $\mathbf{u} = \hat{e}_3 \times \nabla\psi$),

$$\partial_t \omega + \mathbb{P}_K J(\psi, \omega) = 0, \quad (1.1)$$

where $\omega = \nabla^2 \psi$ is vorticity, $J(f, g) = (\partial_x f)(\partial_y g) - (\partial_x g)(\partial_y f)$ is the Jacobian operator, x, y are the space coordinates, and \mathbb{P}_K is a projection operator that sets equal to zero all Fourier modes except those that belong to a particular set K . The TEE possess exactly two invariants, namely

$$\text{energy } \mathcal{E} = \frac{1}{2} \int |\mathbf{u}|^2 d^2x, \quad \text{and enstrophy } \Omega = \frac{1}{2} \int |\nabla \times \mathbf{u}|^2 d^2x. \quad (1.2)$$

In Fourier space, energy and enstrophy are distributed over the different modes. This is quantified by the 2-D energy spectrum, which, in terms of the Fourier transform $\hat{\psi}(\mathbf{k})$ of $\psi(\mathbf{r})$, reads

$$E(\mathbf{k}) = \frac{1}{2} k^2 |\hat{\psi}(\mathbf{k})|^2. \quad (1.3)$$

Note that $E(\mathbf{k})$ is the energy contained in the single mode with wave vector \mathbf{k} , and is not summed over the wave number shell of radius $|\mathbf{k}|$, by contrast with the commonly used isotropic energy spectrum. At late times the solution of the TEE reaches a statistically steady state whose properties are fully determined by \mathcal{E} and Ω . Kraichnan's [46] grand canonical ensemble assumes again that the Fourier amplitudes follow a canonical distribution:

$$P(\mathbf{u}) = \mathcal{Z}^{-1} \exp(-\alpha \mathcal{E} - \beta \Omega), \quad (1.4)$$

where \mathcal{Z} is a normalisation constant, $P(\mathbf{u})$ is the probability density function (PDF) associated with the system having the velocity field \mathbf{u} . The constants α, β are Lagrange multipliers, analogous to inverse temperature and inverse chemical potential in a gas at equilibrium. It implies the average energy spectrum $E(\mathbf{k}) = (\alpha + \beta k^2)^{-1}$. Note, that (1.4) is not exact for the TEE, since it allows for fluctuations of energy and enstrophy, which are invariants of the TEE.

The alternative is to assume only ergodicity and use the microcanonical description of Lee [42]. This amounts to attributing uniform probability in the subset of phase space that satisfies the energy constraint $\mathcal{E} = \mathcal{E}_0$ and enstrophy constraint $\Omega = \Omega_0$ where \mathcal{E}_0 and Ω_0 is the initial energy and enstrophy of the system. Explicitly, the PDF is given by:

$$P(\mathbf{u}) = \mathcal{Z}^{-1} \delta(\mathcal{E} - \mathcal{E}_0) \delta(\Omega - \Omega_0), \quad (1.5)$$

with normalisation \mathcal{Z} (different from that in (1.4)) and \mathcal{E} and Ω defined in (1.2). In geometrical terms, this distribution in phase space is non-zero only at the intersection between the manifold determined by the energy constraint and the manifold determined by the enstrophy constraint in the N -dimensional phase space. Not surprisingly, it is non-trivial to obtain analytical results using the microcanonical ensemble, as the integrals involved in computing any mean quantity has to be performed over a high-dimensional (co-dimension 2) complicated submanifold in phase space.

In general, working in the canonical ensemble greatly simplifies computations. While it is found in many cases that the canonical results asymptotically agree with the the microcanonical ones as the number of degrees freedom tends to infinity (the *thermodynamic limit*), there are

also examples of ensemble inequivalence in this limit, in particular in systems with long-range interactions, [23,47–51]. Moreover, for systems in which the energy is concentrated in only a small number of modes, as is the case in large-scale condensates, there is a priori no reason to expect the two statistical ensembles to yield the same result. In this case, for exactly conservative systems such as the TEE, the micro-canonical ensemble is the more appropriate choice, since it respects the conservation laws and only assumes the dynamics to be ergodic. Therefore, despite the technical difficulty it entails, the study of the microcanonical ensemble is highly relevant to the TEE.

In this work, we propose a novel approach to the microcanonical statistical mechanics of TEE flows. We explicitly compute the intersection volume and deduce different statistical quantities based on the microcanonical distribution (1.5) for two examples. First, we consider a condensate flow and compute the microcanonical average energy spectrum. Second, we extend the work of [24] to show that the statistics of reversals of the largest-scale velocity in a simple free-slip flow in a square domain are correctly predicted by an explicitly geometrical microcanonical calculation.

2. Energy spectrum of condensate flows

(a) Microcanonical calculation

In this section we calculate the energy distribution among modes. Consider a 2-D flow with boundary conditions leading to a discrete set of Fourier modes, e.g. in a periodic domain,

$$\psi(\mathbf{r}) = \sum_{\mathbf{k} \in K} \hat{\psi}(\mathbf{k}) e^{i\mathbf{k} \cdot \mathbf{r}} \quad (2.1)$$

with complex amplitudes $\hat{\psi}(\mathbf{k})$ satisfying the condition $\hat{\psi}(-\mathbf{k}) = \hat{\psi}^*(\mathbf{k})$, required for ψ to be real, the summation being over the set $K = \left\{ 2\pi \left(\frac{n}{L_x}, \frac{m}{L_y} \right) \mid (n, m) \in \mathbb{Z}^2 \right\} \cap \left\{ \mathbf{k} \in \mathbb{R}^2 \mid 0 < |\mathbf{k}| \leq k_{max} \right\}$ for a domain size $L_x \times L_y$, or to a discrete set of sine modes, e.g. for a $[0, \pi]^2$ free-slip domain,

$$\psi(\mathbf{r}) = \sum_{\mathbf{k}=(n,m) \in K} \hat{\psi}(\mathbf{k}) \sin(mx) \sin(ny), \quad (2.2)$$

with real amplitudes $\hat{\psi}(\mathbf{k})$ depending on \mathbf{k} in $K = \{\mathbf{k} = (m, n) \mid 0 < |\mathbf{k}| < k_{max}; m, n \in \mathbb{N}_+\}$. In the following, we always denote by N the number of elements in the set K , independently of whether the amplitudes $\hat{\psi}(\mathbf{k})$ are real or complex. If the amplitudes are complex, the real and imaginary parts of $\hat{\psi}$ are separate degrees of freedom, but only for half the wave vectors. In either case (real or complex amplitudes) the number of degrees of freedom is equal to the number of wave vectors N . We label the degrees of freedom by an index $i = 1, \dots, N$, and denote the associated wave vector by \mathbf{k}_i , with wavenumber $k_i = |\mathbf{k}_i|$. We introduce the following new variables: if $\hat{\psi}(\mathbf{k})$ is real, then $r_i \equiv \hat{\psi}(\mathbf{k}_i) k_i / \sqrt{2}$, and the index i covers all wave vectors. If $\hat{\psi}$ is complex, then $r_i \equiv \text{Re}\{\hat{\psi}(\mathbf{k}_i)\} k_i$ if i is even, $r_i \equiv \text{Im}\{\hat{\psi}(\mathbf{k}_i)\} k_i$ if i is odd and i covers half the wave vectors so that \mathbf{k}_i and $-\mathbf{k}_i$ together cover all wave vectors. The labeling is such that the k_i are ordered so that $k_i \leq k_{i+1}$ and let also $k_1 = k_2 = \dots = k_M < k_{M+1}$ be the first M equal smallest wavenumbers. For instance, in a periodic square spatial domain $[0, 2\pi]^2$, $M = 4$ with $k_1 = \dots = k_4 = 1$, corresponding to the real and imaginary parts of $\mathbf{k} = (1, 0), (0, 1), (-1, 0), (0, -1)$, taking into account that ψ is real. For free-slip boundary conditions in a $[0, \pi]^2$ domain, one finds $M = 1$ with $k_1 = \sqrt{2}$.

Geometrically, with this notation, constant energy trajectories in phase space satisfy $\sum r_i^2 = \mathcal{E}$, i.e. they live on the surface of an N -dimensional sphere of radius $\sqrt{\mathcal{E}}$. Constant enstrophy trajectories follow $\sum k_i^2 r_i^2 = \Omega$ and thus live on the surface of an N -dimensional ellipsoid with the longest ellipse semi-axis is $\Omega^{1/2}/k_1$, the shortest semi-axis is $\Omega^{1/2}/k_N$. The two hyper-surfaces intersect when $\mathcal{E} k_1^2 \leq \Omega \leq \mathcal{E} k_N^2$. Phase space trajectories of the TEE that conserve both energy and enstrophy thus live on this intersection of the two hyper-surfaces.

Our goal is to calculate the temporal mean energy spectrum $E(\mathbf{k}_i) = \langle r_i^2 \rangle$ for a flow with initial energy \mathcal{E} and enstrophy Ω . The assumption of ergodicity allows us to replace the temporal mean

by an average over phase space volume thus

$$\langle r_i^2 \rangle = \frac{1}{\mathcal{Z}} \int r_i^2 \delta \left(\sum_j r_j^2 - \mathcal{E} \right) \delta \left(\sum_j r_j^2 k_j^2 - \Omega \right) \prod_j dr_j, \quad (2.3)$$

where

$$\mathcal{Z} = \int \delta \left(\sum_j r_j^2 - \mathcal{E} \right) \delta \left(\sum_j r_j^2 k_j^2 - \Omega \right) \prod_j dr_j. \quad (2.4)$$

In particular, we are interested in the limiting case where

$$\Omega = \mathcal{E} k_1^2 (1 + \epsilon^2), \quad \text{with } \epsilon \ll 1, \quad (2.5)$$

such that almost all energy is concentrated in the small- k modes. This case is closely related to the situation met if forced 2-D turbulence, where the inverse cascade leads to a high condensation of energy at the smallest wavenumbers, displaying quasi-equilibrium statistics. Also, in this case, because energy is concentrated in a few modes, the thermodynamic limit $N \rightarrow \infty$ could fail. A priori we cannot tell if the two limits $\epsilon \rightarrow 0$ and $N \rightarrow \infty$ commute.

In geometrical terms $\epsilon \ll 1$ means that the largest ellipse semi-axis, $\Omega^{1/2}/k_1$, is slightly larger than the sphere radius, $\mathcal{E}^{1/2}$, as sketched in the left panel of figure 1. The delta functions restrict the integrals to values of $r_1, r_2, \dots, r_M \in [-\mathcal{E}^{1/2}, \mathcal{E}^{1/2}]$, to be of order one, while $r_{M+1}, r_{M+2}, \dots, r_N$ are of order ϵ . In order to be able to perform integrals efficiently, we define two sets of spherical coordinates in terms of angle variables $\Theta = (\theta_1, \theta_2, \dots, \theta_{M-1})$ and $\Phi = (\phi_{M+1}, \phi_{M+2}, \dots, \phi_{N-1})$. If $M = 1$, we simply let $r_1 = x$ and no angles Θ are required. If $M > 1$, then the first M variables are

$$r_n = x \left(\prod_{i=1}^{n-1} \sin(\theta_i) \right) \cos(\theta_n) = x g_n(\Theta) \quad \text{for } 1 \leq n \leq M-1, \quad (2.6)$$

$$r_M = x \left(\prod_{i=1}^{M-2} \sin(\theta_i) \right) \sin(\theta_{M-1}) = x g_M(\Theta). \quad (2.7)$$

The remaining $N - M$ variables are given by

$$r_n = y \left(\prod_{i=M+1}^{n-1} \sin(\phi_i) \right) \cos(\phi_n) = y f_n(\Phi) \quad \text{for } M+1 \leq n \leq N-1, \quad (2.8)$$

$$r_N = y \left(\prod_{i=M+1}^{N-2} \sin(\phi_i) \right) \sin(\phi_{N-1}) = y f_N(\Phi). \quad (2.9)$$

The volume element dV is given by

$$dV = x^{M-1} y^{N-M-1} dx dy d\Theta d\Phi_{M+1}$$

with

$$d\Theta = \sin^{M-2}(\theta_1) \sin^{M-3}(\theta_2) \dots \sin(\theta_{M-2}) d\theta_1 d\theta_2, \dots, d\theta_{M-1} \quad (2.10)$$

$$d\Phi_{M+1} = \sin^{N-M-2}(\phi_{M+1}) \sin^{N-M-3}(\phi_{M+2}) \dots \sin(\phi_{N-2}) d\phi_{M+1} d\phi_{M+2}, \dots, d\phi_{N-1} \quad (2.11)$$

(understanding that $d\Theta \equiv 1$ for $M = 1$), see <https://en.wikipedia.org/wiki/N-sphere>.

The equations then become

$$x^2 + y^2 = \mathcal{E} \quad \text{and} \quad k_1^2 x^2 + q_{M+1}^2(\Phi) y^2 = \mathcal{E} k_1^2 (1 + \epsilon^2), \quad (2.12)$$

where

$$q_{M+1}^2(\Phi) = \left(\sum_{n=M+1}^N k_n^2 r_n^2 \right) / \left(\sum_{n=M+1}^N r_n^2 \right) \quad (2.13)$$

$$= \sum_{n=M+1}^{N-1} k_i^2 \left(\prod_{i=M+1}^{n-1} \sin^2(\phi_i) \right) \cos^2(\phi_n) + k_N^2 \prod_{i=M+1}^{N-1} \sin^2(\phi_i). \quad (2.14)$$

$$(2.15)$$

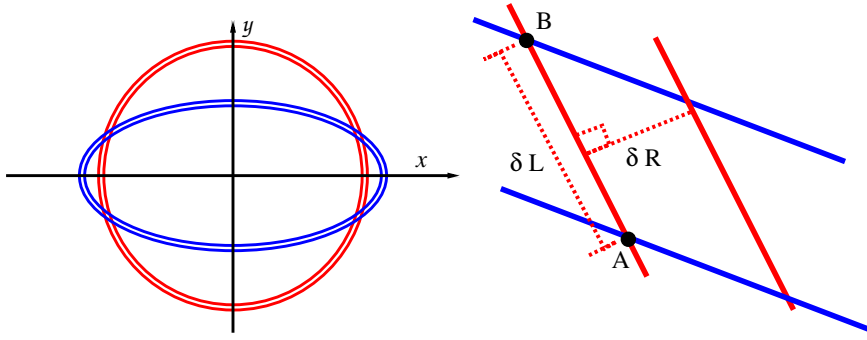


Figure 1. Left: A cross-section of the geometry studied here. The greatest semi-axis of the ellipsoid is slightly larger than the sphere's radius, such that the largest-scale modes k_1, \dots, k_M are $O(1)$, while r_{M+1}, \dots, r_N are $O(\epsilon)$. Right: Zoom on the intersection area.

The values of x^2 and y^2 that satisfy (2.12) can be then be expressed in terms of $q_{M+1}(\Phi)$ as

$$x^2 = \mathcal{E} - \frac{k_1^2 \epsilon^2 \mathcal{E}}{q_{M+1}^2 - k_1^2}, \quad y^2 = \frac{k_1^2 \epsilon^2 \mathcal{E}}{q_{M+1}^2 - k_1^2}. \quad (2.16)$$

To compute the integrals in (2.3), (2.4), fix the angle coordinates Θ, Φ consider the volume with energy in the range $[\mathcal{E}, \mathcal{E} + d\mathcal{E}]$ and enstrophy in $[\Omega, \Omega + d\Omega]$, with $d\mathcal{E}, d\Omega$ infinitesimal. Then, in the x, y plane the N-spherical shell and the N-ellipsoidal shell intersect forming a parallelogram, shown in figure 1, of height $\delta R = d\mathcal{E} / (2\sqrt{\mathcal{E}})$ and base length δL defined as the distance between the the points (x_A, y_A) and (x_B, y_B) given by the intersection of the curves $x_A^2 + y_A^2 = \mathcal{E}$ and $k_1^2 x_A^2 + q_{M+1}^2 y_A^2 = \Omega$, and $x_B^2 + y_B^2 = \mathcal{E}$ and $k_1^2 x_B^2 + q_{M+1}^2 y_B^2 = \Omega + d\Omega$, respectively. A straightforward Euclidean calculation gives, to first order in ϵ ,

$$\delta L^2 = (y_B - y_A)^2 + (x_B - x_A)^2 \quad (2.17)$$

$$= \left(\frac{d\Omega}{2(q_{M+1}^2 - k_1^2)} \right)^2 \left(\frac{1}{x_A^2} + \frac{1}{y_A^2} \right) \quad (2.18)$$

$$\simeq \frac{d\Omega^2}{4(q_{M+1}^2 - k_1^2)^2 y_A^2}, \quad (2.19)$$

The area of the parallelogram is thus, to leading order,

$$\delta A = \delta R \delta L \simeq \frac{d\mathcal{E} d\Omega}{4\mathcal{E}^{1/2} (q_{M+1}^2 - k_1^2) |y_A|} = \frac{d\mathcal{E} d\Omega}{4\epsilon \mathcal{E} k_1 \sqrt{q_{M+1}^2 - k_1^2}}. \quad (2.20)$$

The N-dimensional volume of the intersection is thus

$$\mathcal{Z} = \int \frac{d\mathcal{E} d\Omega}{4\epsilon \mathcal{E} k_1 \sqrt{q_{M+1}^2 - k_1^2}} x^{M-1} y^{N-M-1} d\Phi_{M+1} d\Theta, \quad (2.21)$$

which, after substituting the expressions for y, x and integrating over the angles Θ , gives

$$\mathcal{Z} = \frac{1}{4} S_{M-1} (\epsilon k_1)^{N-M-2} \mathcal{E}^{\frac{N}{2}-2} d\mathcal{E} d\Omega \underbrace{\int \left(\frac{1}{q_{M+1}^2 - k_1^2} \right)^{\frac{N-M}{2}} d\Phi_{M+1}}_{\equiv I} \quad (2.22)$$

where S_{M-1} is the surface of the unit-radius $M-1$ -sphere ($S_0 \equiv 1$). Integrating over ϕ_{M+1} , making the substitution $u = \sqrt{\frac{q_{M+2}^2 - k_1^2}{k_{M+1}^2 - k_1^2}} \tan(\phi_{M+1})$, gives

$$I = \frac{\left(\int \left(\frac{1}{q_{M+2}^2 - k_1^2} \right)^{\frac{N-M-1}{2}} d\Phi_{M+2} \right)}{(k_{M+1}^2 - k_1^2)^{1/2}} \left(\int \left(\frac{1}{1+u^2} \right)^{\frac{N-M}{2}} u^{N-M-2} du \right). \quad (2.23)$$

As shown below, further simplifications are not necessary for obtaining the final result.

The integrals (2.3) can be performed by a procedure similar to that just presented for eq. (2.4). Here two cases must be distinguished. For $i = 1, \dots, M$, to leading order, we need to compute

$$\langle r_i^2 \rangle = \frac{1}{\mathcal{Z}} \int \frac{g_i^2(\Theta) d\mathcal{E} d\Omega}{4\epsilon \mathcal{E} k_1 \sqrt{q_{M+1}^2 - k_1^2}} x^{M+1} y^{N-M-1} d\Phi_{M+1} d\Theta. \quad (2.24)$$

For $i = M+1, \dots, N$, the integral to be computed is given, to leading order, by

$$\langle r_i^2 \rangle = \frac{1}{\mathcal{Z}} \int \frac{f_i^2(\Phi_{M+1}) d\mathcal{E} d\Omega}{4\epsilon \mathcal{E} k_1 \sqrt{q_{M+1}^2 - k_1^2}} x^{M-1} y^{N-M+1} d\Phi_{M+1}. \quad (2.25)$$

We first explicitly consider $i = M+1$.

$$\langle r_{M+1}^2 \rangle = \frac{1}{\mathcal{Z}} \int r_{M+1}^2 dV \quad (2.26)$$

$$\begin{aligned} &= \frac{1}{\mathcal{Z}} \int \frac{d\mathcal{E} d\Omega}{4\epsilon \mathcal{E} k_1 \sqrt{q_{M+1}^2 - k_1^2}} x^{M-1} y^{N-M+1} \cos^2(\phi_{M+1}) d\Phi_{M+1} d\Theta \\ &= \frac{1}{4\mathcal{Z}} S_M(\epsilon k_1)^{N-M} \mathcal{E}^{\frac{N}{2}-1} d\mathcal{E} d\Omega \underbrace{\int \left(\frac{1}{q_{M+1}^2 - k_1^2} \right)^{\frac{N-M}{2}+1} \cos^2(\phi_{M+1}) d\Phi_{M+1}}_{\equiv J} \end{aligned} \quad (2.27)$$

The last integral J can again be calculated by use of the substitution $u = \sqrt{\frac{q_{M+2}^2 - k_1^2}{k_{M+1}^2 - k_1^2}} \tan(\phi_{M+1})$,

$$J = \frac{1}{(k_{M+1}^2 - k_1^2)^{3/2}} \left(\int \left(\frac{1}{q_{M+2}^2 - k_1^2} \right)^{\frac{N-M-1}{2}} d\Phi_{M+2} \right) \left(\int \left(\frac{1}{1+u^2} \right)^{\frac{N-M}{2}+1} u^{N-M-2} du \right). \quad (2.28)$$

So, combining eqns. (2.22), (2.23) and (2.27), (2.28), we finally have

$$\langle r_{M+1}^2 \rangle = \frac{\mathcal{E}(\epsilon k_1)^2}{k_{M+1}^2 - k_1^2} \left(\frac{\int \left(\frac{1}{1+u^2} \right)^{\frac{N-M}{2}+1} u^{N-M-2} du}{\int \left(\frac{1}{1+u^2} \right)^{\frac{N-M}{2}} u^{N-M-2} du} \right) = \frac{\mathcal{E}(\epsilon k_1)^2}{k_{M+1}^2 - k_1^2} \underbrace{\frac{\Gamma\left(\frac{N-M}{2}\right)}{2\Gamma\left(\frac{N-M}{2} + 1\right)}}_{=(N-M)^{-1}} \quad (2.29)$$

To find $\langle r_i^2 \rangle$ for $i = M+2, \dots, N$, we may simply choose a different set of spherical coordinates with $k_{M+1} \rightarrow k_i$ at the outset. This amounts to replacing k_{M+1} by k_i in (2.29). Hence, for all $i > M$

$$E(\mathbf{k}_i) = \langle r_i^2 \rangle = \frac{\epsilon^2 \mathcal{E} k_1^2}{(N-M)(k_i^2 - k_1^2)} \quad (2.30)$$

For $i = 1, \dots, M$, all values of i give the same result by symmetry (all k_i being equal for $i \leq M$). Conservation of energy thus yields, at leading order,

$$E(\mathbf{k}_i) = \langle r_i^2 \rangle = \frac{1}{M} \left(\mathcal{E} - \sum_{j=M+1}^N \mathcal{I}_j \right) = \mathcal{E}/M + O(\epsilon^2). \quad (2.31)$$

The integral (2.24) has also been computed analytically by the authors to verify (2.31) (not shown).

(b) Comparison with Kraichnan's canonical ensemble prediction

From Kraichnan's canonical ensemble probability density (1.4), one can compute the canonically averaged 2-D energy spectrum (energy of the single mode with wave vector \mathbf{k}_i) $\langle r_i^2 \rangle_c$. One finds

$$E(\mathbf{k}_i) = \frac{1}{2(\alpha + \beta k_i^2)}, \quad (2.32)$$

with α, β determined by $\mathcal{E} = \frac{1}{2} \sum_i E(\mathbf{k}_i)$, and $\Omega = \frac{1}{2} \sum_i k_i^2 E(\mathbf{k}_i)$. For highly condensed flows, where $E(\mathbf{k}_i) \gg E(\mathbf{k}_j)$ for any $i \leq M, j \geq M+1$, one requires $\alpha/\beta = -k_1^2(1 - \delta^2)$, $\delta \ll 1$. Hence

$$\mathcal{E} = \frac{M}{2\beta\delta^2 k_1^2} + \frac{1}{2\beta} \sum_{i=M+1}^N \frac{1}{k_i^2 - k_1^2(1 - \delta^2)} = \frac{M}{2\beta\delta^2 k_1^2} + \text{higher-order terms}, \quad (2.33)$$

$$\Omega = \frac{M}{2\beta\delta^2} + \frac{1}{2\beta} \sum_{i=M+1}^N \frac{k_i^2}{k_i^2 - k_1^2(1 - \delta^2)} = \frac{M}{2\beta\delta^2} + \text{higher-order terms}, \quad (2.34)$$

where again M is the number of modes with $|\mathbf{k}| = k_1$. These expressions imply that $\Omega = k_1^2 \mathcal{E} + O(1)$, and $\beta^{-1} = \frac{2\mathcal{E}k_1^2\delta^2}{M}$. Furthermore, using the definition of ϵ in eq. (2.5), we find that, at leading order $\epsilon^2 \sim \frac{\delta^2(N-M)}{M}$. This gives at leading order

$$\mathcal{I}_i = \begin{cases} \frac{\mathcal{E}}{M} & : 1 \leq i \leq M \\ \frac{\mathcal{E}\epsilon^2 k_1^2}{(N-M)(k_i^2 - k_1^2)} & : M+1 \leq i \leq N \end{cases}, \quad (2.35)$$

which is identical to the microcanonical results, although the latter involved no thermodynamic large- N limit, but only a small- ϵ limit.

The agreement of the two calculations indicates that the two limits $\epsilon \rightarrow 0$ and $N \rightarrow \infty$ commute in this case. The microcanonical result provides an added value, since it is valid for any N , even in the absence of the thermodynamic limit, under the hypothesis of ergodicity. In the condensate state examined here, where most of the energy is concentrated in few modes, there is no guarantee that the grand canonical result applies. In fact, in the example presented in the next section, we show that the microcanonical and grand canonical ensembles give different results.

3. Reversals in free-slip flow in the square domain

(a) Microcanonical calculation

In the problem examined below, one can easily show that the grand canonical description fails. We consider the TEE in a square $(x, y) \in [0, \pi]^2 \equiv \mathcal{D}$ with free-slip boundary conditions. This allows one to write the stream function as a double-sine series with real coefficients $\psi_{n,m}$

$$\psi(x, y) = \sum_{m,n} \psi_{n,m} \sin(mx) \sin(ny), \quad (3.1)$$

with a truncation that retains N modes (m, n) . We again enumerate all retained modes by a single index i as $(m(i), n(i))$, monotonically increasing in $k_i \equiv \sqrt{m(i)^2 + n(i)^2}$, i.e. $k_1 = 1, k_2 = k_3 = \sqrt{5}, k_4 = 2, k_5 = k_6 = \sqrt{9}, \dots$. We also define the more convenient variables $r_i = \psi_{m(i), n(i)} k_i / \sqrt{2}$,

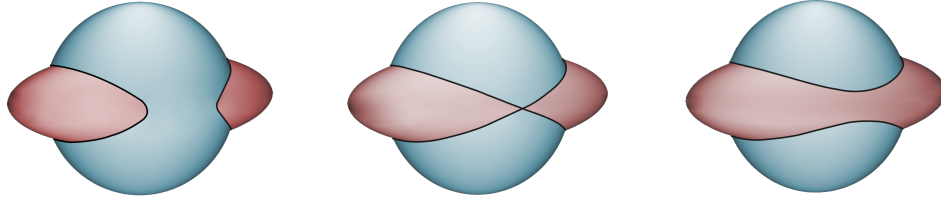


Figure 2. Three-dimensional illustration of the intersection between an ellipse and a sphere, studied here in N dimensions. As the second semi-axis exceeds the sphere radius, the intersection transitions from two disjoint lobes to a single connected set – this is the transition to reversals studied here.

as in the previous section. Then energy and enstrophy conservation read, once again

$$\sum_{i=1}^N r_i^2 = \mathcal{E}, \quad \sum_{i=1}^N k_i^2 r_i^2 = \Omega. \quad (3.2)$$

For this system it is clear that if $\Omega < \mathcal{E}k_2^2$, then the amplitude of the r_1 mode cannot be reduced to zero because that would correspond to a $\Omega \geq \mathcal{E}k_2^2$ situation. Thus, if r_1 is positive/negative at $t = 0$ it will remain positive/negative at all times (note the importance of $\psi_{1,1} \in \mathbb{R}$ at this step in the argument). A 3-D geometric illustration of this result is shown in left most panel of figure 2 where it is shown that the intersection of a sphere with an ellipsoid results in two disjoint lobes. This is in contradiction with the grand canonical description, which assumes a Gaussian PDF $\mathcal{P}(\mathbf{u}) \propto \exp\left[\sum(\alpha + \beta k_i^2)r_i^2\right]$ and thus $r_i = 0$ is always the most probable value for r_i . It is, however, not an issue in the microcanonical ensemble, which follows the geometrical description illustrated in figure 2. For $\Omega \geq \mathcal{E}k_2^2$, the amplitude r_1 can change sign (i.e. the large-scale flow can reverse) with a probability that becomes smaller and smaller as Ω approaches the critical value $\Omega_c = \mathcal{E}k_2^2$ from above. Based on this insight, we define ε by

$$\Omega \equiv k_2^2 \mathcal{E}(1 + \varepsilon). \quad (3.3)$$

We emphasize that ε is different from ϵ used in the previous section. In particular, ε may take both signs and need not be small. In this section we explicitly calculate the reversal probability and its scaling with the deviation from onset ε , using the microcanonical description as before.

Denote by $\mathbb{S}(\mathcal{E})$ the spherical shell in N dimensions, with energy in $[\mathcal{E}, \mathcal{E} + d\mathcal{E}]$ for infinitesimal $d\mathcal{E}$. Similarly, denote by $\mathbb{E}(\Omega)$ the ellipsoidal shell in N dimensions, with enstrophy in $[\Omega, \Omega + d\Omega]$ for infinitesimal $d\Omega$. We wish to compute the following microcanonical probability

$$P(r_1 \in [z, z + dz]) = \frac{\text{Vol}(\mathbb{S}(\mathcal{E}) \cap \mathbb{E}(\Omega) | r_1 \in [z, z + dz])}{\text{Vol}(\mathbb{S}(\mathcal{E}) \cap \mathbb{E}(\Omega))}, \quad (3.4)$$

or equivalently, the probability density $p(z)$, satisfying $P(r_1 \in [z, z + dz]) \equiv p(z)dz$.

From the r_i , we transform to the following set of coordinates, similarly as in the previous section,

$$\begin{aligned} r_1 &= z, \\ r_2 &= x \cos(\theta) \\ r_3 &= x \sin(\theta) \\ r_n &= y \left(\prod_{i=4}^{n-1} \sin(\phi_i) \right) \cos(\phi_n) = y f_n(\Phi) \quad \text{for } 4 \leq n \leq N-1, \\ r_N &= y \left(\prod_{i=4}^{N-2} \sin(\phi_i) \right) \sin(\phi_{N-1}) = y f_N(\Phi), \end{aligned}$$

with $\Phi = (\phi_{M+2}, \dots, \phi_{N-1})$. The variable names are chosen by analogy with section 2. This gives

$$z^2 + x^2 + y^2 = \mathcal{E}, \quad (3.5)$$

$$k_1^2 z^2 + k_2^2 x^2 + q^2(\Phi) y^2 = \Omega, \quad (3.6)$$

where

$$q^2(\Phi) = k_{M+2}^2 f_{M+2}^2(\Phi) + k_{M+3}^2 f_{M+3}^2(\Phi) + \dots + k_N^2 f_N^2(\Phi) \quad (3.7)$$

interpolates smoothly between the minimum value k_4^2 and the maximum value k_N^2 as Φ is varied.

By eliminating either y or x from (3.5) and (3.6), one finds

$$x^2 = \mathcal{E} \underbrace{\frac{q^2(\Phi) - (1+\varepsilon)k_2^2}{q^2(\Phi) - k_2^2}}_{=a} - \underbrace{\frac{q^2(\Phi) - k_1^2}{q^2(\Phi) - k_2^2}}_{=b} z^2, \quad y^2 = \frac{(k_2^2 - k_1^2)z^2 + \varepsilon k_2^2 \mathcal{E}}{q^2(\Phi) - k_2^2}. \quad (3.8)$$

These relations imply several important constraints.

- (i) For $\varepsilon < 0$, imposing $y^2 \geq 0$ gives

$$z^2 \geq z_{min}^2 = |\varepsilon| k_2^2 \mathcal{E} / (k_2^2 - k_1^2). \quad (3.9)$$

This is consistent with the geometrical insight. It implies $p(z=0) = 0$ for $\varepsilon \leq 0$. A transition from no reversals to reversals occurs at $\varepsilon = 0$.

- (ii) For $\varepsilon \geq 0$, $a \leq 1$ and $b \geq 1$ in (3.8). Further, a and $-b$ increase as q^2 increases. This implies that in order for $x^2 = a\mathcal{E} - bz^2$ to be greater than or equal to zero for all Φ , one must have

$$z^2 \leq z_c(\varepsilon)^2 \equiv \mathcal{E} \left(k_4^2 - k_2^2(1+\varepsilon) \right) / \left(k_4^2 - k_1^2 \right). \quad (3.10)$$

As long as this is satisfied, integrals over the angles Φ , which need to be performed for computing $p(z)$, are over the whole unit $N-4$ -sphere.

- (iii) In order for $z_c^2 \geq 0$, it is necessary that

$$\varepsilon \leq \varepsilon_c = k_4^2 / k_2^2 - 1. \quad (3.11)$$

If $\varepsilon > \varepsilon_c$ or $|z| > |z_c|$, the Φ integration is nontrivial due to z -dependent integration limits.

- (iv) For a given ε , there is a value z_{max}^2 of z^2 such that $x^2 \geq 0$ in (3.8) cannot be satisfied for any Φ for $|z| > z_{max}$. The PDF $p(z)$ vanishes for $z \geq z_{max}$. It is given by

$$z_{max}^2 = \mathcal{E} \left(k_N^2 - (1+\varepsilon)k_2^2 \right) / \left(k_N^2 - k_1^2 \right). \quad (3.12)$$

Fix z, θ, Φ and consider the x, y plane. The intersection between the spherical energy shell and the ellipsoidal enstrophy shell in this plane is a parallelogram of height

$$\delta R = \frac{d\mathcal{E}}{2\sqrt{\mathcal{E} - z^2}} \quad (3.13)$$

and base length $\delta L = \sqrt{(x_A - x_B)^2 + (y_A - y_B)^2}$, where A is a point at energy \mathcal{E} and enstrophy Ω , while B is a point at energy \mathcal{E} and enstrophy $\Omega + d\Omega$, as in the previous chapter. This situation is precisely that in figure 1. We take $d\mathcal{E}, d\Omega$ infinitesimally small. The parallelogram area is

$$\delta A(z, \varphi) = \delta R \delta L. \quad (3.14)$$

The base length L is

$$\begin{aligned}\delta L^2 &= (x_A - x_B)^2 + (y_A - y_B)^2 \\ &= \frac{(x_A^2 - x_B^2)^2}{4x^2} + \frac{(y_A^2 - y_B^2)^2}{4y^2} \\ &\stackrel{(3.8)}{=} \frac{d\Omega^2}{4(q^2 - k_2^2)^2} \frac{\mathcal{E} - z^2}{x^2 y^2}.\end{aligned}$$

Putting these expressions together, we can compute the sought-after probability density

$$p(z) \propto \int \delta A x d\theta y^{N-4} d\Phi = \frac{d\mathcal{E} d\Omega}{4} 2\pi \int y^{N-5} d\Phi d\theta, \quad (3.15)$$

where the normalisation is omitted. Using (3.8) to express x, y as a function of z and Φ gives

$$p(z) \propto \left((k_2^2 - k_1^2) z^2 + \varepsilon k_2^2 \mathcal{E} \right)^{\frac{N-5}{2}} \underbrace{\int_{S(z, \varepsilon)} \left(q^2(\Phi) - k_2^2 \right)^{\frac{5-N}{2}}}_{\equiv f(z, \varepsilon)} \quad (3.16)$$

where $S(z, \varepsilon)$ denotes the subset of the $N - 4$ -dimensional Φ unit sphere contributing to the integral at a given z and ε . First consider $0 \leq \varepsilon < \varepsilon_c$ and $|z| \leq |z_c(\varepsilon)|$. In this case, $S(x, \varepsilon) = S_{N-4}$ is the whole unit $N - 4$ -sphere, and the Φ integral gives a z -independent constant. Thus, we obtain

$$p(z) \propto \left(\sqrt{(k_2^2 - k_1^2) z^2 + \varepsilon k_2^2 \mathcal{E}} \right)^{N-5} \quad (3.17)$$

The result does not include normalisation, which will depend on \mathcal{E} , ε and the k_i . Eq. 3.17 was verified by a Monte-Carlo computation, uniformly sampling from the spherical shell $\mathbb{S}(\mathcal{E})$, retaining only the points in the intersection with $\mathbb{E}(\Omega)$ (not shown). For small $\varepsilon > 0$, it implies that

$$p(z=0) \propto \varepsilon^{\frac{N-5}{2}} \quad (3.18)$$

(at small ε , the normalisation becomes independent of ε to leading order). The bottleneck illustrated in figure 2 thus becomes thinner as ε decreases and as N increases. Moreover, for small $\varepsilon > 0$, there is a power-law range $p(z) \propto |z|^{N-5}$ at intermediate $|z|$, which becomes steeper as N increases. It thus becomes less likely to reach states close to $z=0$ as N increases. In the above calculation, the two real modes (1, 2) and (2, 1) are associated with the second wavenumber k_2 . If instead, there are M degrees of freedom associated with k_2 (e.g. $M=1$ in a non-square rectangular free-slip domain), then one can show that (3.18) is replaced by $p(z=0) \propto \varepsilon^{\frac{N-M-3}{2}}$, reproducing (3.18) for $M=2$. We further note that eq. (3.17) also applies to TEE flow in a channel with mixed free-slip-periodic boundary conditions as studied in [52], with $k_1=1$, $k_2=\sqrt{2}$.

If either (i) $\varepsilon < \varepsilon_c$, $|z| > |z_c(\varepsilon)|$, or (ii) $\varepsilon \geq \varepsilon_c$, then the integration boundaries are z -dependent and $p(z)$ in (3.17) is modified by a non-trivial z -dependent factor $f(z, \varepsilon)$ given in eq. (3.16). If $\varepsilon > \varepsilon_c$, then $f(z, \varepsilon)$ decreases strictly monotonically as $|z|$ increases, competing against the square root term, which increases from $z=0$. For sufficiently large ε , the PDF develops a maximum at $z=0$. Eventually, $p(z)$ approaches a Gaussian centered on $z=0$, as is seen in [24]. Only in that special case may one attempt to describe the reversal statistics using the canonical ensemble, while the present microcanonical description also captures the behaviour of the system close to $\varepsilon=0$.

(b) Comparison with numerical simulations

In this section, we confront the analytical predictions derived above with numerical solutions of the minimal 13-mode model that is given explicitly in [24]. This minimal model corresponds to the TEE in the square domain with free-slip boundaries and $k_{max} = 2\sqrt{5}$. We initialise simulations in

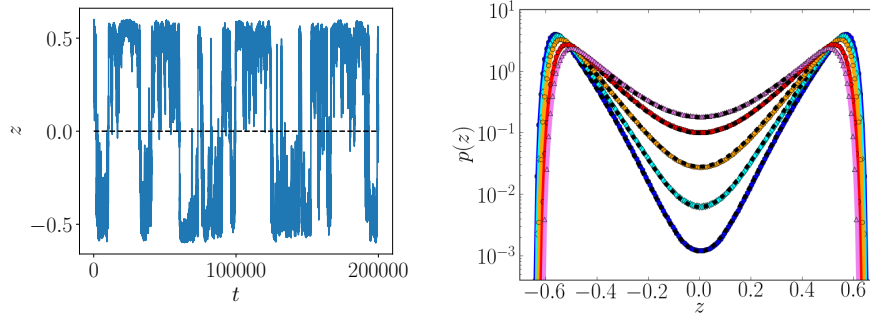


Figure 3. Left: time series of the amplitude z of the large-scale mode. Right: PDF $p(z)$ versus z for $\epsilon = 0.3, 0.23, 0.14, 0.08, 0.05$ (top to bottom at $z = 0$). The black dashed line indicates the theoretically predicted functional form, the prefactor is determined by fitting. The endpoints of the dashed lines are given by $z = \pm z_c(\epsilon)$ defined in eq. (3.10). Beyond this point, eq. (3.17) ceases to be valid, and is replaced by (3.16) which is harder to evaluate.

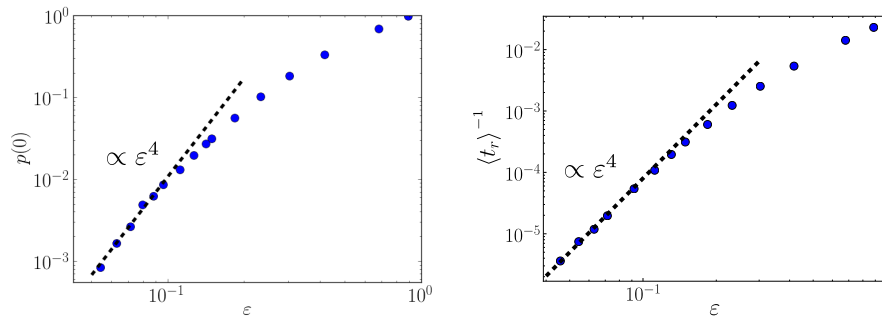


Figure 4. Left: $p(z = 0)$ versus ϵ . The dashed line indicates the scaling ϵ^4 predicted theoretically. Right: Inverse of mean reversal time as a function of ϵ . The scaling at small ϵ is proportional to $p(0)$.

a state with $E(k) = \frac{1}{2(\alpha + \beta k^2)}$. For fixed β , we vary α , and in each case normalise such that the total energy is $\mathcal{E} = 1/2$. Thus we generate states with equal \mathcal{E} , but different Ω , or equivalently, different ϵ . We use a fourth-order Runge-Kutta scheme to integrate the 13-mode TEE for long times (up to $O(10^{11})$ time steps). From this, we obtain time series such as the one shown in the left panel of figure 3, from which we may construct histograms of z . The right panel of figure 3 shows the resulting PDF, $p(z)$, for different values of ϵ . One observes that the value $p(z = 0)$ decreases with ϵ and the weight of the PDF shifts to larger $|z|$. An excellent agreement is found between the theoretical predictions, shown by the black dashed lines in figure 3, and the results of the numerical integration. The normalisation constant, which is the unique parameter not predicted by the theory, was determined by fitting the theoretical prediction to the data. We reiterate that Kraichnan's canonical description (1.4) is inadequate here, given the bi-modal shape that is far from being Gaussian, which indicates that the microcanonical description is required. While the exact normalisation constant is not given by (3.17), the scaling prediction of equation (3.18) for $N = 13$ is that $p(z = 0) \propto \epsilon^4$. This is confirmed in the left panel of figure 4. Geometrically, the fraction of the intersection volume close to $z = 0$ shrinks rapidly as $\epsilon \rightarrow 0^+$. This suggests that transitions from one lobe to the other will be controlled by the bottleneck illustrated in figure 2.

A further interesting characteristic of the system is the average waiting time $\langle t_r \rangle$ between two reversals, shown in the right panel of figure 4 for different ϵ . It is found that the inverse of $\langle t_r \rangle$

scales as $\varepsilon^{\frac{N-5}{2}}$ at small ε , just as $p(0)$. This translates the aforementioned fact that the width of the bottleneck controls the reversals for small ε .

Since $p(0) \propto \varepsilon^{(N-5)/2}$ for small ε , the PDF $p(z)$ near $z = 0$ will converge to zero as $N \rightarrow \infty$. This points to a question of non-commuting limits. Taking $\varepsilon \rightarrow 0^+$ first and then increasing N will likely yield a different result. Specifically, first taking N to be large and then increasing ε from $\varepsilon = 0$ must be expected to display an onset of reversals at $\varepsilon = \varepsilon_{thr} > 0$. By contrast, for finite N the onset is at $\varepsilon = 0$, even though, as described by [24], an ergodicity delay takes place for small ε , which becomes more severe with increasing N as our calculation indicates.

The strict absence of reversals at $\varepsilon < 0$ is related to the exact conservation properties of the TEE. A forced-dissipative Navier-Stokes flow with the same average energy and enstrophy values close to $\varepsilon = 0$ may behave differently, since the conservation laws do not apply exactly, and energy and enstrophy always fluctuate. Nonetheless, our result on average reversal times may potentially have some relevance for experiments [53,54], since it allows one to relate the number of modes in the system to an experimentally simple-to-measure quantity. In an experiment, if one controls the average energy and enstrophy of the flow, then one may hope to infer information on the effective number of modes active in the system by measuring reversal time statistics. In a realistic turbulent flow, the truncation is related to viscosity.

4. Conclusions

We have provided two examples of explicit microcanonical computations, involving the exact solution of phase space volume integrals for the TEE system. In the case of a strongly condensed TEE flow, we showed that the microcanonical average energy spectrum is identical to Kraichnan's canonical prediction at leading order, for any number of modes. In the second example, we extended the results of [24] and explicitly computed the functional form of the PDF of the large-scale mode z of TEE flow confined in a square domain with free-slip boundaries. The prediction for the PDF in confined TEE flow were validated using a minimal 13-mode model. Our theoretical results on free-slip flow in a square domain also apply to the mixed free-slip-periodic flow studied in [52]. We further analysed the statistics of waiting time between reversals. In particular we observe numerically that the inverse of the mean time between reversals scales as $\varepsilon^{\frac{N-5}{2}}$ with the distance from threshold ε . This is proportional to the scaling of $p(z = 0)$, depending strongly ε and the number of modes N . While our TEE-based computation does not take into account forcing and dissipation, it was established by [24,52] that many properties of the large scales of Navier-Stokes flow in the same domain are well described by the TEE equations. At a practical level, reversal times are easily accessible in experiments such as [53,54]. Thus, a potential link with experiments could be made by measuring transition times for flows with different energy and enstrophy, which may be controlled by the forcing in an experiment. Our result relates the number of modes N to the mean reversal time. Thus, one may be able to deduce an effective number of active dynamical modes in a laboratory flow from simply measuring reversal times.

This study provides a first step towards an explicit, geometric microcanonical theory of TEE flows, thus complementing the impressive existing body of literature on the statistical mechanics of turbulent flows. Future studies should aim to extend the microcanonical results presented here to 3-D TEE flows conserving both energy and helicity. Aperiodically reversing flows are observed in realistic geophysical flows, for instance in the form of the Quasi-Biennial Oscillation [55] and reversals of the large-scale magnetic field in dynamo flows [56]. Similar transitions of the large-scale dynamics occur in many models for the dynamics of geo- and astrophysical flows, such as the primitive and quasi-geostrophic equations. If aspects of these transitions can be described using a TEE-type reduction, then a microcanonical approach similar to the one described here could be a useful tool for understanding statistical properties of these transitions.

Authors' Contributions. All authors participated in the analytical computations. AvK drafted the manuscript and performed the numerical simulations. All authors read, edited and approved the manuscript.

Competing Interests. The authors declare that they have no competing interests.

Funding. This work was supported by Agence nationale de la recherche (ANR DYSTURB project No. ANR-17-CE30-0004).

Acknowledgements. This work was granted access to HPC resources of MesoPSL financed by Region Ile de France and the project Equip@Meso (reference ANR-10-EQPX-29-01) of the programme Investissements d’Avenir supervised by Agence Nationale pour la Recherche and HPC resources of GENCI-TGCC & GENCI-CINES (Projects No. A0070506421, A0080511423, A0090506421). AvK was supported by Studienstiftung des deutschen Volkes. We would like to also thank E. Stavrakopoulou for her help with the figure graphics.

References

1. N. Goldenfeld and H.-Y. Shih, “Turbulence as a problem in non-equilibrium statistical mechanics,” *Journal of Statistical Physics*, vol. 167, no. 3-4, pp. 575–594, 2017.
2. U. Frisch and A. N. Kolmogorov, *Turbulence: the legacy of AN Kolmogorov*. Cambridge University Press, 1995.
3. G. Boffetta and R. E. Ecke, “Two-dimensional turbulence,” *Annual Review of Fluid Mechanics*, vol. 44, no. 1, pp. 427–451, 2012.
4. V. Dallas, S. Fauve, and A. Alexakis, “Statistical equilibria of large scales in dissipative hydrodynamic turbulence,” *Physical review letters*, vol. 115, no. 20, p. 204501, 2015.
5. A. Cameron, A. Alexakis, and M.-É. Brachet, “Effect of helicity on the correlation time of large scales in turbulent flows,” *Physical Review Fluids*, vol. 2, no. 11, p. 114602, 2017.
6. A. Alexakis and M.-E. Brachet, “On the thermal equilibrium state of large scale flows,” *arXiv preprint arXiv:1812.06294*, 2018.
7. A. Alexakis and L. Biferale, “Cascades and transitions in turbulent flows,” *Physics Reports*, vol. 767, pp. 1–101, 2018.
8. G. Sahoo, A. Alexakis, and L. Biferale, “Discontinuous transition from direct to inverse cascade in three-dimensional turbulence,” *Physical review letters*, vol. 118, no. 16, p. 164501, 2017.
9. S. J. Benavides and A. Alexakis, “Critical transitions in thin layer turbulence,” *Journal of Fluid Mechanics*, vol. 822, pp. 364–385, 2017.
10. E. Deusebio, G. Boffetta, E. Lindborg, and S. Musacchio, “Dimensional transition in rotating turbulence,” *Physical Review E*, vol. 90, no. 2, p. 023005, 2014.
11. K. Seshasayanan, S. J. Benavides, and A. Alexakis, “On the edge of an inverse cascade,” *Physical Review E*, vol. 90, no. 5, p. 051003, 2014.
12. A. van Kan and A. Alexakis, “Condensates in thin-layer turbulence,” *Journal of Fluid Mechanics*, vol. 864, pp. 490–518, 2019.
13. A. van Kan and A. Alexakis, “Critical transition in fast-rotating turbulence within highly elongated domains,” *arXiv preprint arXiv:1912.05394*, 2019.
14. D. Donzis and K. Sreenivasan, “The bottleneck effect and the kolmogorov constant in isotropic turbulence,” *Journal of Fluid Mechanics*, vol. 657, p. 171, 2010.
15. G. Falkovich, “Bottleneck phenomenon in developed turbulence,” *Physics of Fluids*, vol. 6, no. 4, pp. 1411–1414, 1994.
16. D. Martinez, S. Chen, G. Doolen, R. Kraichnan, L.-P. Wang, and Y. Zhou, “Energy spectrum in the dissipation range of fluid turbulence,” *Journal of plasma physics*, vol. 57, no. 1, pp. 195–201, 1997.
17. D. Lohse and A. Müller-Groeling, “Bottleneck effects in turbulence: scaling phenomena in r versus p space,” *Physical review letters*, vol. 74, no. 10, p. 1747, 1995.
18. U. Frisch, S. Kurien, R. Pandit, W. Pauls, S. S. Ray, A. Wirth, and J.-Z. Zhu, “Hyperviscosity, galerkin truncation, and bottlenecks in turbulence,” *Physical review letters*, vol. 101, no. 14, p. 144501, 2008.
19. R. Agrawal, A. Alexakis, M. E. Brachet, and L. S. Tuckerman, “Turbulent cascade, bottleneck, and thermalized spectrum in hyperviscous flows,” *Physical Review Fluids*, vol. 5, no. 2, p. 024601, 2020.
20. R. H. Kraichnan, “Inertial ranges in two-dimensional turbulence,” *The Physics of Fluids*, vol. 10, no. 7, pp. 1417–1423, 1967.
21. R. Robert and J. Sommeria, “Statistical equilibrium states for two-dimensional flows,” *Journal of Fluid Mechanics*, vol. 229, pp. 291–310, 1991.

22. A. Naso, P.-H. Chavanis, and B. Dubrulle, "Statistical mechanics of two-dimensional euler flows and minimum enstrophy states," *The European Physical Journal B*, vol. 77, no. 2, pp. 187–212, 2010.
23. F. Bouchet and A. Venaille, "Statistical mechanics of two-dimensional and geophysical flows," *Physics reports*, vol. 515, no. 5, pp. 227–295, 2012.
24. V. Shukla, S. Fauve, and M. Brachet, "Statistical theory of reversals in two-dimensional confined turbulent flows," *Physical Review E*, vol. 94, no. 6, p. 061101, 2016.
25. P. Tabeling, "Two-dimensional turbulence: a physicist approach," *Physics Reports*, vol. 362, no. 1, pp. 1–62, 2002.
26. L. Onsager, "Statistical hydrodynamics," *Il Nuovo Cimento (1943-1954)*, vol. 6, no. 2, pp. 279–287, 1949.
27. G. L. Eyink and K. R. Sreenivasan, "Onsager and the theory of hydrodynamic turbulence," *Reviews of Modern Physics*, vol. 78, no. 1, p. 87, 2006.
28. G. Joyce and D. Montgomery, "Negative temperature states for the two-dimensional guiding-centre plasma," *Journal of Plasma Physics*, vol. 10, no. 1, pp. 107–121, 1973.
29. T. Lundgren and Y. Pointin, "Statistical mechanics of two-dimensional vortices," *Journal of statistical physics*, vol. 17, no. 5, pp. 323–355, 1977.
30. E. Caglioti, P.-L. Lions, C. Marchioro, and M. Pulvirenti, "A special class of stationary flows for two-dimensional euler equations: a statistical mechanics description," *Communications in Mathematical physics*, vol. 143, no. 3, pp. 501–525, 1992.
31. G. Eyink and H. Spohn, "Negative-temperature states and large-scale, long-lived vortices in two-dimensional turbulence," *Journal of statistical physics*, vol. 70, no. 3, pp. 833–886, 1993.
32. M. K.-H. Kiessling and J. L. Lebowitz, "The micro-canonical point vortex ensemble: beyond equivalence," *Letters in Mathematical Physics*, vol. 42, no. 1, pp. 43–56, 1997.
33. J. Esler, T. Ashbee, and N. McDonald, "Statistical mechanics of a neutral point-vortex gas at low energy," *Physical Review E*, vol. 88, no. 1, p. 012109, 2013.
34. D. G. Dritschel, M. Lucia, and A. C. Poje, "Ergodicity and spectral cascades in point vortex flows on the sphere," *Physical Review E*, vol. 91, no. 6, p. 063014, 2015.
35. J. Esler, "Equilibrium energy spectrum of point vortex motion with remarks on ensemble choice and ergodicity," *Physical Review Fluids*, vol. 2, no. 1, p. 014703, 2017.
36. R. Robert, "A maximum-entropy principle for two-dimensional perfect fluid dynamics," *Journal of Statistical Physics*, vol. 65, no. 3, pp. 531–553, 1991.
37. J. Miller, "Statistical mechanics of euler equations in two dimensions," *Physical review letters*, vol. 65, no. 17, p. 2137, 1990.
38. J. Miller, P. B. Weichman, and M. Cross, "Statistical mechanics, euler's equation, and jupiter's red spot," *Physical Review A*, vol. 45, no. 4, p. 2328, 1992.
39. F. Bouchet and J. Sommeria, "Emergence of intense jets and jupiter great red spot as maximum entropy structures," *arXiv preprint physics/0003079*, 2000.
40. A. Venaille and F. Bouchet, "Oceanic rings and jets as statistical equilibrium states," *Journal of Physical Oceanography*, vol. 41, no. 10, pp. 1860–1873, 2011.
41. F. Bouchet and A. Venaille, "Zonal flows as statistical equilibria," *arXiv preprint arXiv:1602.06714*, 2016.
42. T. Lee, "On some statistical properties of hydrodynamical and magneto-hydrodynamical fields," *Quarterly of Applied Mathematics*, vol. 10, no. 1, pp. 69–74, 1952.
43. E. Hopf, "Statistical hydromechanics and functional calculus," *Journal of rational Mechanics and Analysis*, vol. 1, pp. 87–123, 1952.
44. R. H. Kraichnan, "Helical turbulence and absolute equilibrium," *Journal of Fluid Mechanics*, vol. 59, no. 4, pp. 745–752, 1973.
45. S. A. Orszag, *Lectures on the statistical theory of turbulence*, vol. 7. Flow Research Incorporated, 1974.
46. R. H. Kraichnan, "Statistical dynamics of two-dimensional flow," *Journal of Fluid Mechanics*, vol. 67, no. 1, pp. 155–175, 1975.
47. J. T. Lewis, C.-E. Pfister, and W. G. Sullivan, "The equivalence of ensembles for lattice systems: some examples and a counterexample," *Journal of Statistical Physics*, vol. 77, no. 1, pp. 397–419, 1994.
48. R. S. Ellis, K. Haven, and B. Turkington, "Large deviation principles and complete equivalence and nonequivalence results for pure and mixed ensembles," *Journal of Statistical Physics*, vol. 101, no. 5, pp. 999–1064, 2000.

49. R. S. Ellis, K. Haven, and B. Turkington, "Nonequivalent statistical equilibrium ensembles and refined stability theorems for most probable flows," *Nonlinearity*, vol. 15, no. 2, p. 239, 2002.
50. A. Venaille and F. Bouchet, "Statistical ensemble inequivalence and bicritical points for two-dimensional flows and geophysical flows," *Physical review letters*, vol. 102, no. 10, p. 104501, 2009.
51. A. Venaille and F. Bouchet, "Solvable phase diagrams and ensemble inequivalence for two-dimensional and geophysical turbulent flows," *Journal of Statistical Physics*, vol. 143, no. 2, pp. 346–380, 2011.
52. V. Dallas, K. Seshasayanan, and S. Fauve, "Transitions between turbulent states in a two-dimensional shear flow," *Physical Review Fluids*, vol. 5, no. 8, p. 084610, 2020.
53. J. Herault, F. Pétrélis, and S. Fauve, "Experimental observation of $1/f$ noise in quasi-bidimensional turbulent flows," *EPL (Europhysics Letters)*, vol. 111, no. 4, p. 44002, 2015.
54. B. Gallet, J. Herault, C. Laroche, F. Pétrélis, and S. Fauve, "Reversals of a large-scale field generated over a turbulent background," *Geophysical & Astrophysical Fluid Dynamics*, vol. 106, no. 4-5, pp. 468–492, 2012.
55. M. Baldwin, L. Gray, T. Dunkerton, K. Hamilton, P. Haynes, W. Randel, J. Holton, M. Alexander, I. Hirota, T. Horinouchi, et al., "The quasi-biennial oscillation," *Reviews of Geophysics*, vol. 39, no. 2, pp. 179–229, 2001.
56. M. Berhanu, R. Monchaux, S. Fauve, N. Mordant, F. Pétrélis, A. Chiffaudel, F. Daviaud, B. Dubrulle, L. Marié, F. Ravelet, et al., "Magnetic field reversals in an experimental turbulent dynamo," *EPL (Europhysics Letters)*, vol. 77, no. 5, p. 59001, 2007.