

Network Space Search for Pareto-Efficient Spaces

Min-Fong Hong, Hao-Yun Chen, Min-Hung Chen, Yu-Syuan Xu,
Hsien-Kai Kuo, Yi-Min Tsai, Hung-Jen Chen, and Kevin Jou
MediaTek Inc.

{romulus.hong, hao-yun.chen, mh.chen, Yu-Syuan.Xu}@mediatek.com

Abstract

Network spaces have been known as a critical factor in both handcrafted network designs or defining search spaces for Neural Architecture Search (NAS). However, an effective space involves tremendous prior knowledge and/or manual effort, and additional constraints are required to discover efficiency-aware architectures. In this paper, we define a new problem, **Network Space Search (NSS)**, as searching for favorable network spaces instead of a single architecture. We propose an NSS method to directly search for efficiency-aware network spaces automatically, reducing the manual effort and immense cost in discovering satisfactory ones. The resultant network spaces, named **Elite Spaces**, are discovered from Expanded Search Space with minimal human expertise imposed. The Pareto-efficient Elite Spaces are aligned with the Pareto front under various complexity constraints and can be further served as NAS search spaces, benefiting differentiable NAS approaches (e.g. In CIFAR-100, an averagely 2.3% lower error rate and 3.7% closer to target constraint than the baseline with around 90% fewer samples required to find satisfactory networks). Moreover, our NSS approach is capable of searching for superior spaces in future unexplored spaces, revealing great potential in searching for network spaces automatically.

1. Introduction

The recent architectural advance of deep convolutional neural networks [17, 28, 8, 10] considers several factors for network designs (e.g. types of convolution, network depths, filter sizes, etc.), which are combined to form a network space. One can leverage such network spaces to design favorable networks [35, 27] or utilize them as the search spaces for Neural Architecture Search (NAS) [21, 31, 34]. In industry, efficiency considerations for architectures are also required to be considered to deploy products under various platforms, such as mobile, AR, and VR devices.

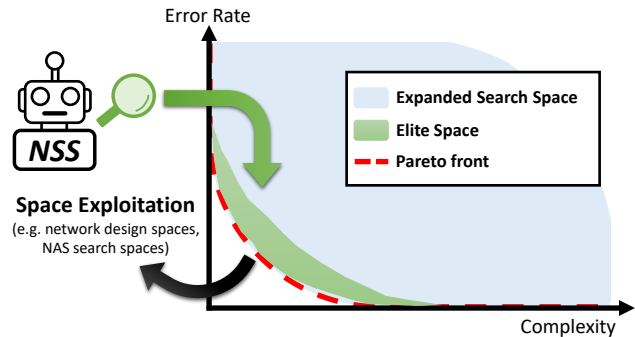


Figure 1: **Network Space Search (NSS) and Elite Spaces.** We propose Network Space Search, a new paradigm for Auto-ML aiming at no manual effort, to automatically search for Pareto-efficient network spaces in *Expanded Search Space*, where minimal human expertise is imposed. The discovered network spaces, named *Elite Spaces*, are sustainably aligned with the Pareto front across several complexity constraints. Moreover, *Elite Spaces* can be further utilized for designing satisfactory networks and served as NAS search spaces to find satisfactory architectures.

Design spaces [23, 24] have lately been demonstrated to be a decisive factor for designing networks. Accordingly, several *design principles* are proposed to deliver promising networks [24]. However, these design principles are based on human expertise and require extensive experiments for validation. In contrast to handcrafted designs, NAS automatically searches for favorable architectures within a pre-defined *search space*, which has shown to be a critical factor affecting the performance and efficiency of NAS approaches [18]. Recently, it is common to reuse the tailored search spaces (e.g. DARTS [21] and MobileNet [10] search spaces) in previous works [21, 31, 34, 33]. However, these approaches ignore the potential of exploring untailored spaces, which may cause a gap between tailored NAS search spaces and untailored ones. Furthermore, defining a new search space requires tremendous prior knowledge to best include superior networks. Hence, it is beneficial to

discover superior network spaces automatically, improving the performance of NAS by bridging the gap and reducing human expertise for manually defining NAS search spaces.

In this paper, we propose to *Search for Network Spaces Automatically*. In order to relax the tremendous prior knowledge imposed in the search spaces, we exclude the prevalently used DARTS or MobileNet search spaces and instead search for network spaces on *Expanded Search Space*, which contains scalability with minimal assumptions in network designs. We then define a new problem, **Network Space Search (NSS)**, as *searching for favorable network spaces instead of a single architecture*. To obtain industry-favorable network spaces, efficiency and practical computation trade-offs are essential factors. Therefore, we propose our NSS method upon differentiable approaches and incorporate multi-objectives into the searching process to search for network spaces under various complexity constraints. The network spaces obtained by our NSS method, named **Elite Spaces**, are Pareto-efficient spaces aligned with the Pareto front [5] with respect to performance and complexity. Moreover, *Elite Spaces* can be further served as NAS search spaces for benefiting current NAS approaches to improve performance (e.g. In CIFAR-100, an averagely 2.3% lower error rate and 3.7% closer to target complexity than the baseline with around 90% fewer samples required to find satisfactory networks). Finally, our NSS method is capable of searching for superior spaces from various search spaces with different complexity, showing the applicability in unexplored and untailed spaces.

Our contributions are summarized below:

- We propose a whole new Auto-ML framework, **Network Space Search (NSS)**, to automatically search for favorable network spaces instead of a single architecture, reducing the human expertise involved in both designing network designs and defining NAS search spaces. To facilitate the NSS framework, we also define *Expanded Search Space* as a large-scale search space to search for favorable network spaces.
- We further incorporate multi-objectives into NSS to search for network spaces under various complexity constraints, and the discovered network spaces, named **Elite Spaces**, deliver satisfactory performance and are aligned with the Pareto front of *Expanded Search Space*. *Elite Spaces* can further be served as NAS search spaces to improve the effectiveness of differentiable NAS methods.
- Our NSS approach is capable of being exploited in unexplored network spaces with various complexity, demonstrating considerable potential in searching for network spaces in an automatic fashion.

2. Related Work

Network Design. Since the great success achieved by [17] on ILSVRC 2012 [26], several variants of network architectures [28, 29, 30, 8, 35, 13, 10, 27] are proposed, and the significance of network designs to the performance has been demonstrated. In addition, several design principles are proposed to efficiently discover high-performance networks [24], indicating the importance of network design spaces. However, discovering promising design choices still largely involves prior knowledge and human expertise. In this paper, our proposed Network Space Search (NSS) can automate the process of designing networks.

Neural Architecture Search. In order to reduce the manual effort required in exploring network architectures, Neural Architecture Search (NAS) is proposed to automate this high-demanding searching process. NAS has achieved impressive results on image classification [37, 32, 9], objection detection [7, 3], semantic segmentation [19], etc. Early works adopt reinforcement learning (RL) [36, 37, 22] and evolutionary algorithms (EA) [20, 25] to perform the architecture search. To improve computational efficiency, gradient-based methods [21, 6, 34, 33] are proposed and more favored. In addition to the single objective of accuracy, recent NAS methods search for architectures with better trade-offs between accuracy and latency [31, 34, 33, 1], FLOPs [32], and power consumption [11]. Unlike previous NAS methods targeting a single architecture, our proposed NSS incorporates multiple objectives to search for promising search spaces with better trade-offs.

NAS Search Space. Search space has been shown to be critical to NAS methods [18], and there are two mostly adopted ones: 1) DARTS search spaces [21], which are widely used in early research [36, 37, 22, 20, 25, 21, 6], can be considered as a directed-acyclic-graph by viewing nodes and edges as latent representations and feature extraction operations (e.g. convolutions), respectively, and NAS searches for the graph topology and the corresponding operation types on each edge. 2) MobileNet search spaces [27], which recently gain more attention regarding a small computation regime for deploying on edge devices (e.g. mobiles) [31, 34, 32, 9, 33], are composed of inverted residual blocks [27], where the combinations of kernel sizes, expansion ratios, squeeze-and-excitation [12] ratios, filter sizes, and the number of identical layers in each block are searched during the searching process. Despite the ubiquity, the above search spaces are tailored and involved with human expertise. Instead of tailoring the search spaces beforehand, we propose NSS to search for search spaces with minimal prior knowledge imposed, and the searched spaces can be served as NAS search spaces to benefit current NAS approaches to further improve performance.

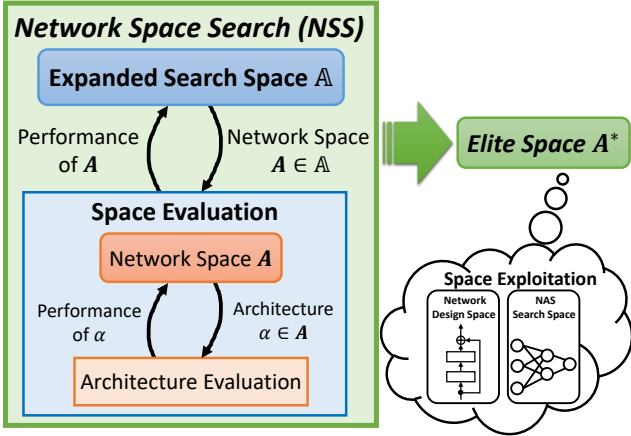


Figure 2: An overview of the proposed *Network Space Search (NSS)* framework and *Elite Spaces*. During the searching process, our NSS method searches spaces from *Expanded Search Space* based on the feedback from the space evaluation, where we propose a novel paradigm to estimate the space performance by evaluating the comprised architectures. The discovered network spaces, named *Elite Spaces*, can be further utilized for designing favorable networks and served as search spaces for NAS approaches.

3. Network Space Search

In this section, we introduce our proposed *Network Space Search (NSS)* framework, which searches for network spaces automatically, delivering promising network spaces and can be further served as NAS search spaces.

We first briefly review Neural Architecture Search (NAS) and compare it with our proposed NSS problem (Sec. 3.1). We then introduce *Expanded Search Space*, which involves minimal human expertise in network designs, as a generalized search space for NSS (Sec. 3.2). Thirdly, we formulate the NSS problem formally and propose our approach to search for network spaces (Sec. 3.3). Finally, we incorporate multi-objectives into our searching process to obtain network spaces under various complexity constraints (Sec. 3.4). The whole NSS framework is summarized and illustrated in Figure 2.

3.1. Preliminary: Neural Architecture Search

Differentiable neural architecture search [21, 6], which recently shows significant improvement in NAS efficiency to find superior architectures within a fixed search space, has drawn lots of attention. Besides, to reduce the computational cost, probability sampling of super networks [34, 33] is recently utilized for optimization, where Gumbel-Softmax function [15, 6] is often utilized to perform proba-

bility sampling while considering differentiability.

The performance of the optimal architecture greatly depends on the designs of the given NAS search space. Since discovering design principles is resource-consuming [24] and defining NAS search spaces greatly involves human expertise, we are interested in automatically acquiring promising network spaces. Therefore, we propose a novel *Network Space Search (NSS)* framework to discover favorable network spaces instead of searching for a single architecture.

3.2. Expanded Search Space

The ultimate goal of Auto-ML is finding satisfactory networks in an automatic fashion, and we aim to facilitate Auto-ML with our proposed NSS framework. Therefore, the two main goals of NSS are: 1) *searching for promising network spaces automatically*, and 2) *the searched network spaces can be further served as NAS search spaces to obtain superior networks*. To achieve the above goals, we first require a large-scale *Space* with two properties: *automatability* (i.e. minimal human expertise) and *scalability* (i.e. capability of scaling networks). Thus, instead of directly adopting the common ones [21, 10], which are used to search for network architectures, we define *Expanded Search Space* as a search space for NSS to search for network spaces.

A network in *Expanded Search Space* consists of a stem network, a body network, and a final prediction network head. The network body, determining network computation and performance, is composed of N stages where each stage consists of a sequence of identical blocks based on standard residual blocks [8]. For each stage i ($\leq N$), the degrees of freedom include network depths d_i (i.e. number of blocks) and block width w_i (i.e. number of channels). We set the maximum value d_{max} and w_{max} for block number and width, respectively. Consider the settings of $d_i \leq d_{max}$ and $w_i \leq w_{max}$, there are totally $(d_{max} \times w_{max})^N$ possible networks in *Expanded Search Space*. Please see the supplementary for detailed architectures. *Expanded Search Space* does not impose any prior knowledge on network designs and allows a wide range of candidates in each degree of freedom instead of defining the search spaces based on established networks following predefined design principles.

Expanded Search Space is much more complex than the common NAS search spaces in terms of the difficulty of selections among candidates because of d_{max} possible blocks in network depths and w_{max} possible channels in network widths. Moreover, *Expanded Search Space* can be potentially extended by replacing with more sophisticated building blocks (e.g. complex bottleneck blocks). As a result, by considering the *scalability* in network designs and *automatability* with minimal human expertise, *Expanded Search Space* is the appropriate one to fit our goal.

3.3. Searching Network Spaces

After defining *Expanded Search Space*, we would like to address the question: *how to effectively search for network spaces given Expanded Search Space?* To answer this, we formulate NSS as a differentiable problem to search for an entire network space:

$$\min_{\mathcal{A} \in \mathbb{A}} \min_{w_{\mathcal{A}}} \mathcal{L}(\mathcal{A}, w_{\mathcal{A}}) \quad (1)$$

where the optimal network space $\mathcal{A}^* \in \mathbb{A}$ is obtained from \mathbb{A} along with its weights $w_{\mathcal{A}^*}$, achieving minimal loss $\mathcal{L}(\mathcal{A}^*, w_{\mathcal{A}^*})$. Here \mathbb{A} is a space without imposing any prior knowledge in network designs (e.g. *Expanded Search Space* introduced in Section 3.2). To reduce the computational cost, we also adopt probability sampling and the objective is rewritten to:

$$\min_{\Theta} \min_{w_{\mathcal{A}}} \mathbf{E}_{\mathcal{A} \sim P_{\Theta}, \mathcal{A} \in \mathbb{A}} [\mathcal{L}(\mathcal{A}, w_{\mathcal{A}})] \quad (2)$$

where Θ contains parameters for sampling spaces $\mathcal{A} \in \mathbb{A}$. Although we can exploit Eq. 2, which is relaxed from Eq. 1, for optimization, the estimation of expected loss for each space \mathcal{A} is still lacking. To solve this, we adopt distributional sampling to practically optimizing Eq. 2 for the inference of super networks. More specifically, from a sampled space $\mathcal{A} \in \mathbb{A}$ in Eq. 2, architectures $a \in \mathcal{A}$ are sampled to evaluate the expected loss of \mathcal{A} . Therefore, our goal formulated in Eq. 2 is further extended accordingly:

$$\min_{\Theta} \min_{w_{\mathcal{A}}} \mathbf{E}_{\mathcal{A} \sim P_{\Theta}, \mathcal{A} \in \mathbb{A}} [\mathbf{E}_{a \sim P_{\theta}, a \in \mathcal{A}} [\mathcal{L}(a, w_a)]] \quad (3)$$

where P_{θ} is a uniform distribution, and θ contains parameters that determine the sampling probability P_{θ} of each architecture a . Finally, Eq. 3 is our objective to be optimized for searching network spaces, and the evaluation of expected loss of a sampled space is as well based on it. We further theoretically validate the assumption of uniform distribution for P_{θ} in the supplementary.

Instead of regarding a network space \mathcal{A} as a set of individual architectures, we represent it with the components in *Expanded Search Space*. Recalling that *Expanded Search Space* is composed of searchable network depths d_i and widths w_i , a network space \mathcal{A} can therefore be viewed as a subset of all possible numbers of blocks and channels. More formally, it is expressed as $\mathcal{A} = \{\mathbf{d}_i^{\mathcal{A}} \subseteq \mathbf{d}, \mathbf{w}_i^{\mathcal{A}} \subseteq \mathbf{w}\}_{i=1}^N$ where $\mathbf{d} = \{1, 2, \dots, d_{max}\}$, $\mathbf{w} = \{1, 2, \dots, w_{max}\}$, and $\mathbf{d}_i^{\mathcal{A}}$ and $\mathbf{w}_i^{\mathcal{A}}$ respectively denote the set of possible numbers of blocks and channels in \mathcal{A} . After the searching process, $\mathbf{d}_i^{\mathcal{A}}$ and $\mathbf{w}_i^{\mathcal{A}}$ are retained to represent the discovered network space.

To improve the efficiency of our NSS framework, we adopt the standard weight sharing techniques in our implementation from two aspects: 1) we adopt the *masking* techniques to simulate various numbers of blocks and channels by sharing a portion of the super components. 2) To ensure well-trained super networks, we apply the *warmup* techniques to both block and channel search. Please refer to the supplementary for more details.

3.4. Searching with Multi-Objectives

Although we can search for network spaces by optimizing Eq. 3, a single objective may not be able to discover satisfactory networks meeting the practical trade-offs [1, 31, 32]. Thus, it is preferable for NSS to search for network spaces satisfying multi-objectives for further use of designing networks or defining NAS search spaces.

In this way, the searched spaces allow downstream tasks to reduce the effort made on refining trade-offs and concentrate on fine-grained objectives instead. We focus on discovering networks with satisfactory trade-offs between accuracy and model complexity since its importance in practice for the industry. We incorporate model complexity in terms of FLOPs into our objective (Eq. 1) to search for network spaces fulfilling the constraints. Inspired by the absolute reward function [1], we define our *FLOPs loss* as:

$$\mathcal{L}_{FLOPs}(\mathcal{A}) = |FLOPs(\mathcal{A})/FLOPs_{target} - 1| \quad (4)$$

where $|\cdot|$ denotes the absolute function and $FLOPs_{target}$ is the FLOPs constraint to be satisfied. We combine the multi-objective losses by weighted summation, and therefore \mathcal{L} in Eq. 1 can be replaced with the following equation:

$$\mathcal{L}(\mathcal{A}, w_{\mathcal{A}}) = \mathcal{L}_{task}(\mathcal{A}, w_{\mathcal{A}}) + \lambda \mathcal{L}_{FLOPs}(\mathcal{A}) \quad (5)$$

where \mathcal{L}_{task} is the ordinary task-specific loss (Eq. 1, and can be optimized with Eq. 3 in practice) and λ is the hyperparameter controlling the strength of FLOPs constraint. After searching by optimizing Eq. 5, we can obtain the network spaces satisfying multi-objectives, where the searched spaces \mathcal{A}^* are named *Elite Spaces*. More concretely, *Elite Spaces* are derived from the optimized probability distribution P_{Θ} after the searching process. We sample n spaces from P_{Θ} and identify the one closest to the FLOPs constraint as our *Elite Space*. Unlike hand-crafted network spaces or commonly adopted NAS search spaces [21, 27], *Elite Spaces* are obtained without prior knowledge or human expertise on network designs. Moreover, *Elite Spaces* can be further exploited in designing promising networks and served as search spaces, benefiting NAS approaches to improve performance.

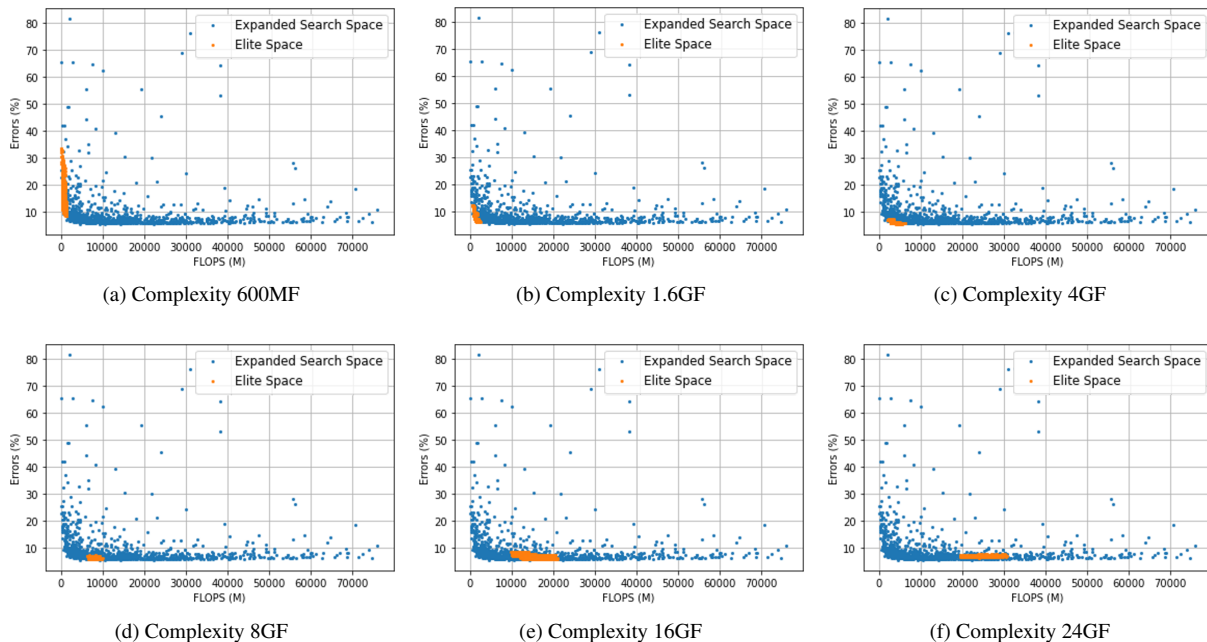


Figure 3: *Elite Spaces* evaluation with a wide range of complexity settings on CIFAR-10. Each sub-figure illustrates the evaluation of an *Elite Space* targeting on corresponding FLOPs constraint. Blue and orange dots indicate the architectures randomly sampled from *Expanded Search Space* and *Elite Space*, respectively. It can be observed that Network Space Search sustainably discovers promising network spaces aligned with the Pareto front under various FLOPs constraints.

4. Experiments

In this section, we present extensive experimental results to demonstrate the effectiveness of *Network Space Search (NSS)*, which is aiming to search for promising network spaces in an automatic fashion. We first illustrate that our NSS approach is able to discover satisfactory network spaces, *Elite Spaces*, under different FLOPs constraints. Then, we show the discovered *Elite Spaces* can significantly benefit differentiable NAS methods to improve the effectiveness in searching for network architectures. We further reveal the capability of our approach being exploited in unexplored spaces by demonstrating that our NSS method bridges the gap between manually-defined search spaces and increasingly complex spaces for NAS. Finally, we discuss the considerable potential of NSS to search for network spaces automatically based on our generalized observations. More detailed results can be found in the supplementary.

4.1. Experimental Setups

Although we have adopted weight sharing techniques to improve the efficiency, *Expanded Search Space* requires the constructed super network to have d_{max} blocks in each stage and w_{max} channels in each convolutional kernel since it provides the maximum flexibility in searching for net-

work designs. To fit in our computation resources, we set $d_{max} = 16$ and $w_{max} = 512$ in all 3 stages, and define each *Elite Space* as a continuous range of network depths and widths for simplicity. More concretely, each *Elite Space* consists of 4 and 32 possible blocks and channels, respectively, and therefore *Expanded Search Space* results in $(\frac{16}{4})^3 \times (\frac{512}{32})^3 = 2^{18}$ possible network spaces. After the searching process, we sample $n = 5$ spaces and retain the one closest to the FLOPs constraint as our *Elite Space*. To fundamentally investigate the behaviors of NSS, we focus on CIFAR-10 and CIFAR-100 datasets [16]. Following the convention in previous NAS works [21], we equally split the training images into a training set and a validation set. These two sets are used for training the super network and searching for network spaces, respectively. In addition, we follow the hyperparameter settings in [33] and reserve the beginning epochs for warmup. The batch size is set to 64 to fit in 4 1080Ti GPUs. Please refer to the supplementary for more implementation details.

4.2. Searching Network Spaces

Super Network-based Evaluation. We estimate the performance of *Elite Spaces* by evaluating their comprised architectures. Following the concept of [2], we train two stand-alone super networks for evaluation to reduce the

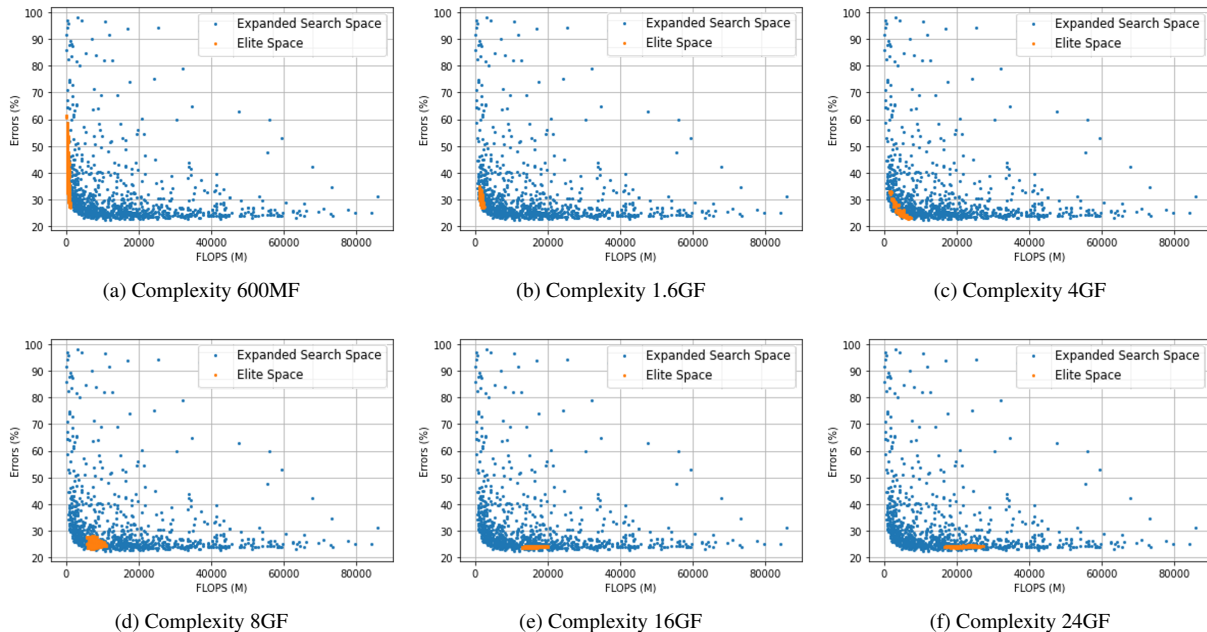


Figure 4: *Elite Spaces* evaluation on CIFAR-100. These figures are illustrated in the same motivation as Figure 3 except evaluated on the CIFAR-100 dataset. More blue dots sampled from *Expanded Search Space* are deviated from the Pareto front compared to those in Figure 3, indicating the worse performance in a more challenging dataset. On the contrary, our NSS method can still obtain promising network spaces aligned with the Pareto front under various FLOPs constraints.

tremendous cost of training numerous architectures. Note that these super networks are distinguished from the ones used in searching, and their training cost is not included in the search cost. The weight sharing and warmup techniques mentioned in Section 3.3 are as well adopted to improve the quality of super network weights. We random sample 1000 architectures from each *Elite Space* and obtain their corresponding accuracy by reusing the weights of the well-trained super networks. The stand-alone super networks are carefully trained with state-of-the-art methods [33, 1] to deliver reliable feedback to estimate the performance of each architecture. *Elite Spaces* can thus be fairly evaluated.

Performance of *Elite Spaces*. Following the FLOPs configurations listed in [24], we select several representative settings to demonstrate the capability of our NSS method in obtaining promising network spaces under different FLOPs constraints. We target various FLOPs regimes from the mobile setting (i.e. 600MF¹) to extremely large models (i.e. 24GF) along with several intermediate sizes. In order to show the evident superiority of *Elite Spaces*, we randomly sample the same amount of architectures from *Expanded Search Space* as in *Elite Spaces* and evaluate them based on the aforementioned protocols for comparison. The results are illustrated in Figures 3 and 4 where blue and orange

dots represent the randomly sampled architectures from *Expanded Search Space* and *Elite Spaces*, respectively. It can be observed that our NSS method sustainably discovers promising network spaces across different FLOPs constraints in both CIFAR-10 and CIFAR-100 datasets. *Elite Spaces* achieve satisfactory trade-offs between the error rates and meeting the FLOPs constraints, and are aligned with the Pareto front of *Expanded Search Space*. Since *Elite Spaces* discovered by our NSS method are guaranteed to consist of superior networks provided in various FLOPs regimes, they can be utilized for designing promising networks. More importantly, *Elite Spaces* are searched by NSS automatically, therefore the human effort involved in network designs is significantly reduced.

4.3. Served as NAS Search Spaces

Next, we exploit *Elite Spaces* discovered in Section 4.2 as the NAS search spaces to demonstrate our NSS method can benefit architecture search. We employ the state-of-the-art differentiable-based NAS method [33] to search for a single architecture fulfilling the FLOPs constraint. For comparison, we perform NAS in [33] directly on *Expanded Search Space* as our baseline. Since *Expanded Search Space* is too complex to obtain satisfactory architectures close enough to the constraint within 5 samples, we relax the sampling criterion for the baseline by keeping sampling

¹MF and GF respectively denote 10^6 and 10^9 FLOPs throughout Section 4 (e.g. 600MF is short for 600 million FLOPs).

Complexity	CIFAR-10						CIFAR-100					
	<i>Elite Space</i>			<i>Expanded Search Space</i>			<i>Elite Space</i>			<i>Expanded Search Space</i>		
	FLOPs ($\Delta\%$)	#samples	Error	FLOPs ($\Delta\%$)	#samples	Error	FLOPs ($\Delta\%$)	#samples	Error	FLOPs ($\Delta\%$)	#samples	Error
CX 600 MF	571 MF (4.8%)	5	4.57	658 MF (9.7%)	117	6.08	568 MF (5.3%)	5	22.22	628 MF (4.7%)	147	23.48
CX 1.6 GF	1.6 GF (2.3%)	5	3.99	1.6 GF (1.1%)	45	4.33	1.6 GF (0%)	5	20.67	1.6 GF (1.9%)	84	24.45
CX 4 GF	3.9 GF (3%)	5	3.85	3.8 GF (4.8%)	57	4.16	4.2 GF (6%)	5	20.21	4.3 GF (7.1%)	9	22.39
CX 8 GF	8 GF (0.4%)	5	4.09	7.3 GF (8.7%)	13	4.13	8 GF (0.5%)	5	18.77	7.5 GF (5%)	18	21.41
CX 16 GF	15.8 GF (1.6%)	5	3.82	14.7 GF (8.1%)	12	3.93	16.2 GF (1.3%)	5	19.16	14.5 GF (9.4%)	12	21.21
CX 24 GF	23.8 GF (0.7%)	5	3.65	23.8 GF (0.8%)	15	4.53	23.9 GF (0.3%)	5	19.09	22.2 GF (7.5%)	11	20.71
Average	N/A (2.1%)	5	4.00	N/A (5.5%)	43.2	4.52	N/A (2.2%)	5	20.02	N/A (5.9%)	46.8	22.28

Table 1: The comparison of NAS results performed on *Elite Spaces* and *Expanded Search Space*. The *FLOPs* columns report both absolute and relative FLOPs of the searched architectures, and the *#samples* columns indicate the number of samples required to meet the criterion of $\pm 10\%$ constraints. Each architecture is reported the mean error rate from three individual runs, following the settings in [4]. It is observed that in contrast to the baseline, the architectures discovered from *Elite Spaces* are able to achieve superior performance and rigorously fulfill various FLOPs constraints with much fewer required samples. The results demonstrate *Elite Spaces* from Network Space Search can benefit the performance of NAS methods.

until the corresponding FLOPs number falls into $\pm 10\%$ constraints. For evaluation, we follow the settings in [4] and report the mean error rate from three individual runs.

The results are listed in Table 1. We can observe that the architectures discovered from *Elite Spaces* sustainably outperform their counterparts from *Expanded Search Space*. They not only achieve superior performance but also satisfy the FLOPs constraints more rigorously than the baseline. For example, under the mobile setting (i.e. 600MF) in the CIFAR-10 dataset, the architecture obtained from corresponding *Elite Space* achieves 4.6% error rate and 4.8% deviation from the constraint within merely 5 samples. However, the baseline requires more than a hundred samples (117 here) to barely reach the constraint (9.7% deviation) while still delivering worse performance (6.1% error rate). Averagely, *Elite Space* achieves a lower error rate (4.0% vs. 4.5%), lower deviation (2.1% vs. 5.5%), and 88.4% fewer samples required to find a satisfactory network (5 vs. 43.2) than the baseline in CIFAR-10. The same trend can also be observed in CIFAR-100 (2.3% lower error rate, 3.7% lower deviation, and 89.3% fewer required samples). The results show that our proposed *Elite Spaces* primarily contribute to discovering promising architectures, and allow the searching process to make much less effort in exploring preferable ones. Note that as the complexity constraints become stricter (i.e. less FLOPs), the baseline performs poorly in balancing the trade-off of finding satisfactory network designs from *Expanded Search Space* and fulfilling the constraints. On the contrary, our proposed *Elite Spaces* can easily meet the trade-off even under such strict constraints.

The experiments conducted above demonstrate that our NSS method is able to search for network spaces and provide them as search spaces for subsequent NAS tasks while most existing works adopt human-defined ones. The promising *Elite Spaces* are discovered in an automatic fash-

ion and thus substantially reduce the human expertise involved in designing NAS search spaces. Moreover, the experiments also show that our NSS framework can be potentially utilized to prune tailored NAS search spaces (e.g. the one in [33]) to fulfill various requirements.

4.4. Bridging the Gap for NAS

We argue that the NAS built on human-defined search spaces may not work well on the spaces with different complexity. On the contrary, when much more complicated or unexplored network spaces arise, our NSS method is capable of bridging the gap between manually-defined search spaces and increasingly complex spaces for NAS. In order to simulate the trend of increasingly complex spaces, we vary the possible network depths and widths of *Expanded Search Space* to obtain several spaces with different complexity. Besides the original *Expanded Search Space* with the highest complexity, there are eight additional spaces grouped into three levels according to their maximum FLOPs. We perform NAS on these spaces as in Section 4.3 and target at the most rigorous 600MF constraint, which is commonly applicable for industry. Rather than reporting the error rate of a single architecture, we follow the evaluation procedure in Section 4.2 except that the samples are drawn from the final probability distribution instead of random sampling to demonstrate the performance of NAS in these increasingly complex spaces.

The results are illustrated in Figure 5a to Figure 5b in ascending order of space complexity, and the figures are truncated at 1000MF for better comprehension. It is observed that the samples are dense and concentrated on the FLOPs constraints in Figure 5a, indicating the searching process able to explore the architectures surrounding the target constraint and potentially discover a superior one. However, NAS struggles to obtain qualified architectures with more

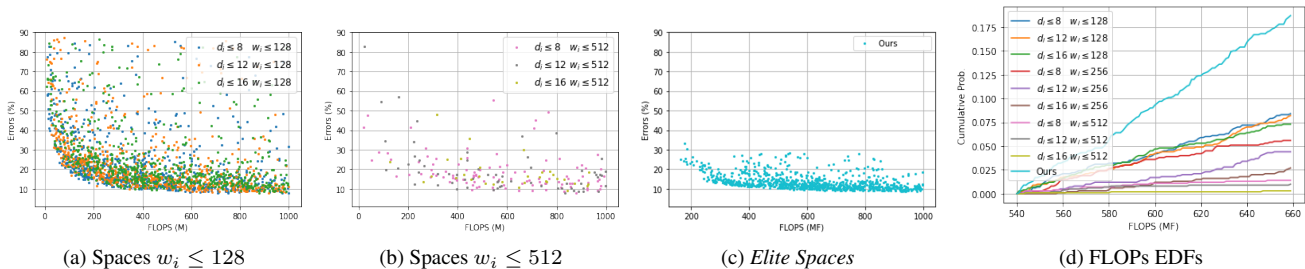


Figure 5: The performance of NAS and our NSS in spaces with different complexity. (a)-(b) Networks discovered from simple spaces (i.e. $w_i \leq 128$) and complex ones (i.e. $w_i \leq 512$), and the detailed settings are explicitly shown in the legends. It is observed NAS performs worse in more complex spaces with much sparser samples. (c) Our *Elite Spaces* show better performance with denser samples. (d) The FLOPs empirical distribution functions (EDFs) are depicted from the sampled architectures within $\pm 10\%$ constraints. Our NSS method is demonstrated to possess higher probabilities in obtaining superior architectures and bridge the gap between increasingly complex spaces and manually-defined search spaces for NAS.

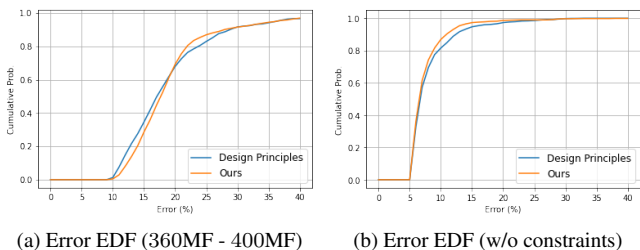


Figure 6: The comparison of error EDF between design principles [24] and our approach under two conditions: (a) *with* and (b) *without* FLOPs constraints. The curves are truncated for better comprehension. Although the curve of design principles is slightly *left*er under the sampling constraints, our approach has a higher probability of possessing superior networks in the full FLOPs regimes. The results demonstrate the great potential of NSS in searching for promising network spaces in an automatic fashion.

complex space, as shown in Figure 5b, while our discovered *Elite Spaces* contain much denser samples (Figure 5c). We further utilize the empirical distribution function (EDF) to plot the FLOPs EDFs from the sampled architectures within $\pm 10\%$ constraints (i.e. 540MF to 660MF), as shown in Figure 5d. While the trend reveals the failure of NAS in more complex search spaces, our NSS approach possesses higher probabilities in obtaining superior networks regardless of the most complex *Expanded Search Space*. In other word, our NSS method delivers *Elite Spaces* to bridge the gap between increasingly complex spaces and manually-defined search spaces for NAS and is demonstrated being potentially applied to unexplored spaces.

4.5. Observations on Elite Spaces

While design principles proposed in [24] suggest to increase network depths and widths over stages, we have

observed some valuable discrepancies in network designs from *Elite Spaces*. The observations from *Elite Spaces* show the trend as $\{d_1 \leq d_3 \leq d_2, w_1 \leq w_3 \leq w_2\}$, which are in contrast to $\{d_1 \leq d_2 \leq d_3, w_1 \leq w_2 \leq w_3\}$ from design principles. In addition, [24] conducts the experiments under 360MF to 400MF constraints which are merely a small portion of the whole FLOPs regimes. Therefore, to compare the performance of design principles and our approach, we plot the error EDF as in [24], and 1000 networks for both settings are randomly sampled with and without FLOPs constraints, as depicted in Figure 6a and Figure 6b, respectively. Although the curve corresponding to design principles is slightly *left*er under the sampling constraints, our approach performs better in the full FLOPs regimes and has a higher probability of possessing superior networks. The results demonstrate the considerable potential of NSS in searching for promising network spaces in an automatic fashion, significantly reducing immense computational cost and involved human effort.

5. Conclusion

In this paper, we propose *Network Space Search (NSS)*, a whole new Auto-ML paradigm focusing on automatically searching for *Pareto-Efficient* network spaces, introducing the great potential of exploring efficiency-aware network spaces. The discovered *Elite Spaces* deliver favorable spaces aligned with the Pareto front, and benefit the NAS approaches by served as search spaces, improving the model accuracy and searching speed. For future works, we plan to contain more aspects of network designs into our *Expanded Search Space*, including types of operations or different building blocks, to broaden the generalizability of NSS. We also plan to incorporate more constraints into multi-objectives to fulfill different industrial needs.

6. Supplementary

6.1. Details of Expanded Search Space

We visualize the detailed structure of *Expanded Search Space* in Figure 7. In addition to the stem with input channel $w_{in} = 3$ and the prediction network with c output classes, the body network consists of 3 stages and each stage is built by stacking a sequence of identical blocks. We select the basic residual block [8] as our building block, which is composed of two consecutive 3×3 convolutions along with a residual connection, illustrated in Figure 8. For each stage i , the degrees of freedom include the number of blocks d_i and block width w_i . We consider the settings of $d_i \leq 16$ and $w_i \leq 512$, resulting in $(16 \times 512)^3 \approx 10^{12}$ possible networks in *Expanded Search Space*.

6.2. Derivation of NSS Evaluation

As we assume architectures are uniformly sampled from the network space, which is sampled by Gumbel-Softmax [15], during the searching process of Network Space Search (NSS), we here provide the theoretical proof for this assumption. The proof is derived as follows:

$$\begin{aligned}
 \mathbf{E}_{\mathcal{A} \sim P_{\Theta}}[\mathcal{L}(\mathcal{A})] &= \sum_{\mathcal{A}_i \in \mathbb{A}} \mathbf{E}[\mathcal{L}(\mathcal{A}) | \mathcal{A}_i] P_{\Theta}(\mathcal{A}_i) \\
 &= \sum_{\mathcal{A}_i \in \mathbb{A}} \frac{\sum_{\alpha \in \mathcal{A}_i} \mathcal{L}(\alpha)}{|\mathcal{A}_i|} P_{\Theta}(\mathcal{A}_i) \quad (6) \\
 &= \sum_{\mathcal{A}_i \in \mathbb{A}} \mathbf{E}_{\alpha \sim U, \alpha \in \mathcal{A}_i}[\mathcal{L}(\alpha)] P_{\Theta}(\mathcal{A}_i) \\
 &= \mathbf{E}_{\mathcal{A} \sim P_{\Theta}}[\mathbf{E}_{\alpha \sim U, \alpha \in \mathcal{A}_i}[\mathcal{L}(\alpha)]]
 \end{aligned}$$

where U denotes the uniform distribution. Since the set of \mathcal{A} is finite, the original expectation $\mathbf{E}[\mathcal{L}(\mathcal{A})]$ can be expanded into the summation for all possible \mathcal{A}_i . The expected loss $\mathbf{E}[\mathcal{L}(\mathcal{A}) | \mathcal{A}_i]$ conditioned on \mathcal{A}_i can be further rewritten based on the conditional expectation by evaluating the loss of each α in \mathcal{A}_i . Moreover, the division of the cardinality of \mathcal{A}_i can be viewed as each $\mathcal{L}(\alpha)$ multiplying the same probability of $\frac{1}{|\mathcal{A}_i|}$. Therefore, the conditional expectation is equal to evaluating the expected loss of each α uniformly sampled from \mathcal{A}_i , and our assumption is proved.

6.3. Efficiency Improvement Techniques

We adopt several techniques to improve the efficiency of NSS, which can be divided into two aspects, *weight sharing techniques* and *improving super network weights*. We here provide more implementation details of these techniques.

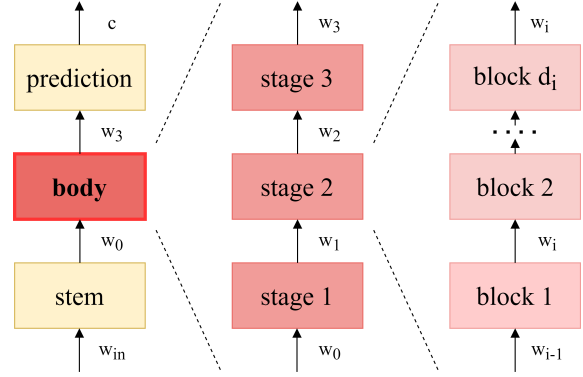


Figure 7: Network structure in *Expanded Search Space*. Each network consists of a stem (3×3 convolution with $w_0 = 16$ output channels), the network body, and a prediction network (global average pooling followed by a fully connected layer) predicting output classes. The network body is composed of 3 stages where each stage is comprised of a sequence of identical blocks. The block parameter, depth d_i , will be discovered by our proposed NSS framework.

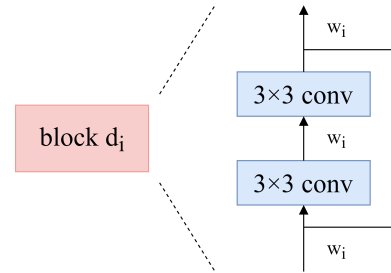


Figure 8: Basic residual block. We select the basic residual block as our building block. Each residual block consists of two 3×3 convolutions, and each convolution is followed by BatchNorm [14] and ReLU. The block parameter, width w_i , will be discovered by our proposed NSS framework.

6.3.1 Weight Sharing Techniques

As *Expanded Search Space* includes a wide range of possible network depths and widths, simply enumerating each candidate is memory prohibited for either the kernels with various channel sizes or the stages with various block sizes. We first adopt the *channel masking* technique [33] to efficiently search for channel sizes. With only constructing a single super kernel with the largest possible number of channels, smaller channel sizes $w \leq w_{max}$ can be simulated by retaining the first w channels and zeroing out the remaining ones. The masking procedure achieves the lower bound of memory consumption and more importantly, is differential-friendly. Moreover, the same idea of sharing a

portion of the super component among various sizes can be applied to the search for block sizes. A single deepest stage with the largest possible number of blocks is constructed, and shallower block sizes $d \leq d_{max}$ are simulated by taking the output of d^{th} block as the output of the corresponding stage.

6.3.2 Improving Super Network Weights

Ensuring super network weights being sufficiently well-trained provides reliable performance estimation of each candidate and leads the searching process to discover promising results. Therefore, we adopt several *warmup* techniques [1] to improve the quality of super network weights. We update network weights only and disable the searching in the first 25% of epochs since network weights are not able to provide stable signals to appropriately guide the searching process in the early period. In the warmup phase, despite the selected channel size in each sampling, *all* the channels of super kernels are randomly enabled with a probability that is linearly annealed down to 0 over the phase. This filter warmup technique counteracts the side effects of weight sharing that the forepart of the super kernel is always trained across different sampled channel sizes while right-most channels are less updated. For the same reason, we introduce warmup to block search where all the blocks are as well randomly enabled in the warmup phase to guarantee deeper blocks are equally trained with shallower blocks.

6.4. Additional Experimental Results

6.4.1 Hyperparameter Settings

We mostly follow the hyperparameter settings in DARTS [21], and therefore we only list the adjustments made for our experiments here. The searching process lasts for 50 epochs where the first 15 ones are reserved for warmup. The temperature for Gumbel-Softmax is initialed to 5 and linearly annealed down to 0.001 throughout the searching process. The batch size is set to 64 to fit in 4 1080Ti GPUs. The search cost for a single run of the NSS process is roughly 0.5 days under the above settings, and the subsequent NAS performed on *Expanded Search Space* and *Elite Spaces* requires 0.5 days and merely several hours to complete a searching process, respectively.

6.4.2 Elite Spaces under More FLOPs Regimes

In addition to the FLOPs constraints adopted in the main context, we here provide experimental results under more FLOPs regimes that are completely aligned with the settings

in [24]. Following the same evaluation procedure, *Elite Spaces* are illustrated in Figures 9 and 10. Our NSS method is demonstrated to sustainably deliver superior *Elite Spaces* aligned with the Pareto front even for the most rigorous constraint (i.e. 200MF) or the largest complexity (i.e. 32GF).

6.4.3 Elite Spaces Served as NAS Search Spaces

Next, we perform NAS on the discovered *Elite Spaces* from Section 6.4.2 and directly on *Expanded Search Space*, targeting several FLOPs constraints mentioned above. The results are listed in Table 2. It is observed that our approach outperforms the baseline in obtaining superior networks and fulfilling the constraints more rigorously across all FLOPs regimes. Averagely, *Elite Space* achieves a lower error rate (4.13% vs. 4.76%), lower deviation (2.8% vs. 5.6%), and 97.7% fewer samples required to find a satisfactory network (5 vs. 215.6) than the baseline in CIFAR-10. The same trend can also be observed in CIFAR-100 (2.98% lower error rate, 4.3% lower deviation, and 96.0% fewer required samples). It is worth noting that the improvement is more obvious under extremely strict constraints. For example, under the constraint of 400MF constraint in the CIFAR-100 dataset, the architecture obtained from corresponding *Elite Space* achieves a 22.94% error rate and 0.5% deviation from the constraint within merely 5 samples. On the contrary, the baseline requires 661 samples to reach the constraint with a higher deviation (5.0%) while still delivering worse performance (29.86% error rate). Therefore, our NSS framework is demonstrated to benefit the performance of NAS by delivering Pareto-efficient *Elite Spaces*.

References

- [1] Gabriel Bender, Hanxiao Liu, Bo Chen, Grace Chu, Shuyang Cheng, Pieter-Jan Kindermans, and Quoc V. Le. Can weight sharing outperform random architecture search? an investigation with tunas. In *Proceedings of the IEEE Conference on Computer Vision and Pattern Recognition (CVPR)*, pages 14311–14320, 2020. 2, 4, 6, 10
- [2] Han Cai, Chuang Gan, Tianzhe Wang, Zhekai Zhang, and Song Han. Once-for-all: Train one network and specialize it for efficient deployment. In *International Conference on Learning Representations (ICLR)*, 2020. 5
- [3] Bo Chen, Golnaz Ghiasi, Hanxiao Liu, Tsung-Yi Lin, Dmitry Kalenichenko, Hartwig Adam, and Quoc V. Le. Mnasfpn: Learning latency-aware pyramid architecture for object detection on mobile devices. In *Proceedings of the IEEE Conference on Computer Vision and Pattern Recognition (CVPR)*, pages 13604–13613, 2020. 2
- [4] Terrance Devries and Graham W. Taylor. Improved regularization of convolutional neural networks with cutout. *arXiv:1708.04552*, 2017. 7

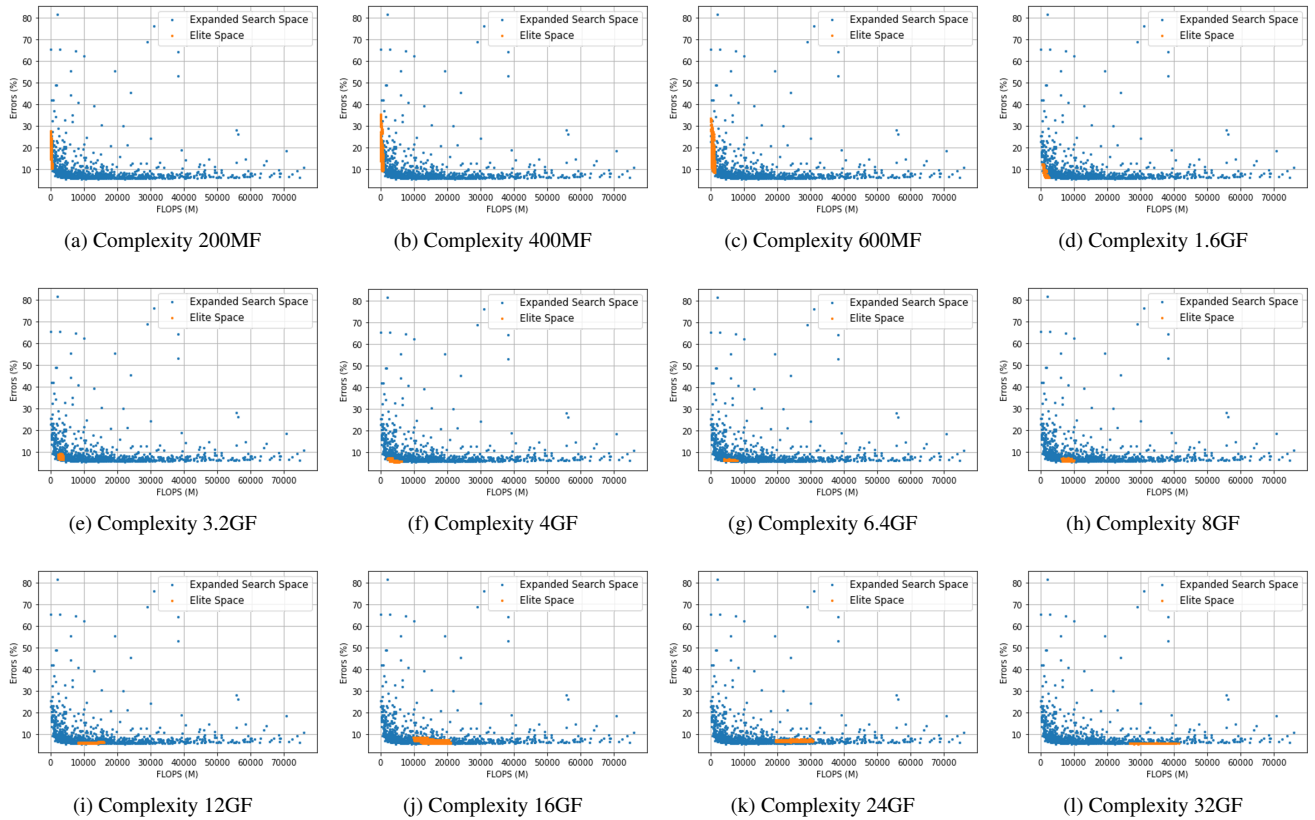


Figure 9: *Elite Spaces* evaluation on CIFAR-10.

Complexity	CIFAR-10						CIFAR-100					
	<i>Elite Space</i>			<i>Expanded Search Space</i>			<i>Elite Space</i>			<i>Expanded Search Space</i>		
	FLOPs ($ \Delta\%$)	#samples	Error	FLOPs ($ \Delta\%$)	#samples	Error	FLOPs ($ \Delta\%$)	#samples	Error	FLOPs ($ \Delta\%$)	#samples	Error
CX 200 MF	183 MF (8.5%)	5	4.98	213 MF (6.5%)	1228	6.83	198 MF (1.0%)	5	27.32	209 MF (4.5%)	470	33.21
CX 400 MF	385 MF (3.8%)	5	5.02	405 MF (1.5%)	976	6.55	398 MF (0.5%)	5	22.94	420 MF (5.0%)	661	29.86
CX 600 MF	571 MF (4.8%)	5	4.57	658 MF (9.7%)	117	6.08	568 MF (5.3%)	5	22.22	628 MF (4.7%)	147	23.48
CX 1.6 GF	1.6 GF (2.3%)	5	3.99	1.6 GF (1.1%)	45	4.33	1.6 GF (0%)	5	20.67	1.6 GF (1.9%)	84	24.45
CX 3.2 GF	3.1 GF (3.7%)	5	3.94	3.4 GF (8.1%)	86	4.51	3.3 GF (2.7%)	5	20.14	2.9 GF (9.6%)	31	25.06
CX 4 GF	3.9 GF (3%)	5	3.85	3.8 GF (4.8%)	57	4.16	4.2 GF (6%)	5	20.21	4.3 GF (7.1%)	9	22.39
CX 6.4 GF	6.4 GF (1.4%)	5	3.92	5.9 GF (7.6%)	18	4.08	6.3 GF (1.8%)	5	19.07	5.8 GF (8.8%)	17	20.74
CX 8 GF	8 GF (0.4%)	5	4.13	7.3 GF (8.7%)	13	4.09	8 GF (0.5%)	5	18.77	7.5 GF (5%)	18	21.41
CX 12 GF	11.8 GF (1.4%)	5	3.98	8.7 GF (6.5%)	14	4.23	12.4 GF (3.3%)	5	19.21	9.3 GF (7.4%)	15	21.47
CX 16 GF	15.8 GF (1.6%)	5	3.82	14.7 GF (8.1%)	12	3.93	16.2 GF (1.3%)	5	19.16	14.5 GF (9.4%)	12	21.21
CX 24 GF	23.8 GF (0.7%)	5	3.65	23.8 GF (0.8%)	15	4.53	23.9 GF (0.3%)	5	19.09	22.2 GF (7.5%)	11	20.71
CX 32 GF	31.3 GF (2.2%)	5	3.78	33.4 GF (4.1%)	6	3.86	32.5 GF (1.6%)	5	19.11	30.6 GF (4.3%)	9	19.65
Average	N/A (2.8%)	5	4.13	N/A (5.6%)	215.6	4.76	N/A (2.0%)	5	20.66	N/A (6.3%)	123.7	23.64

Table 2: The comparison of NAS results performed on *Elite Spaces* and *Expanded Search Space*.

[5] Jin-Dong Dong, An-Chieh Cheng, Da-Cheng Juan, Wei Wei, and Min Sun. Dpp-net: Device-aware progressive search for pareto-optimal neural architectures. In *Proceedings of the European Conference on Computer Vision (ECCV)*, pages 517–531, 2018. 2

[6] Xuanyi Dong and Yi Yang. Searching for a robust neural ar-

chitecture in four gpu hours. In *Proceedings of the IEEE Conference on Computer Vision and Pattern Recognition (CVPR)*, pages 1761–1770, 2019. 2, 3

[7] Golnaz Ghiasi, Tsung-Yi Lin, and Quoc V. Le. Nas-fpn: Learning scalable feature pyramid architecture for object detection. In *Proceedings of the IEEE Conference on Computer*

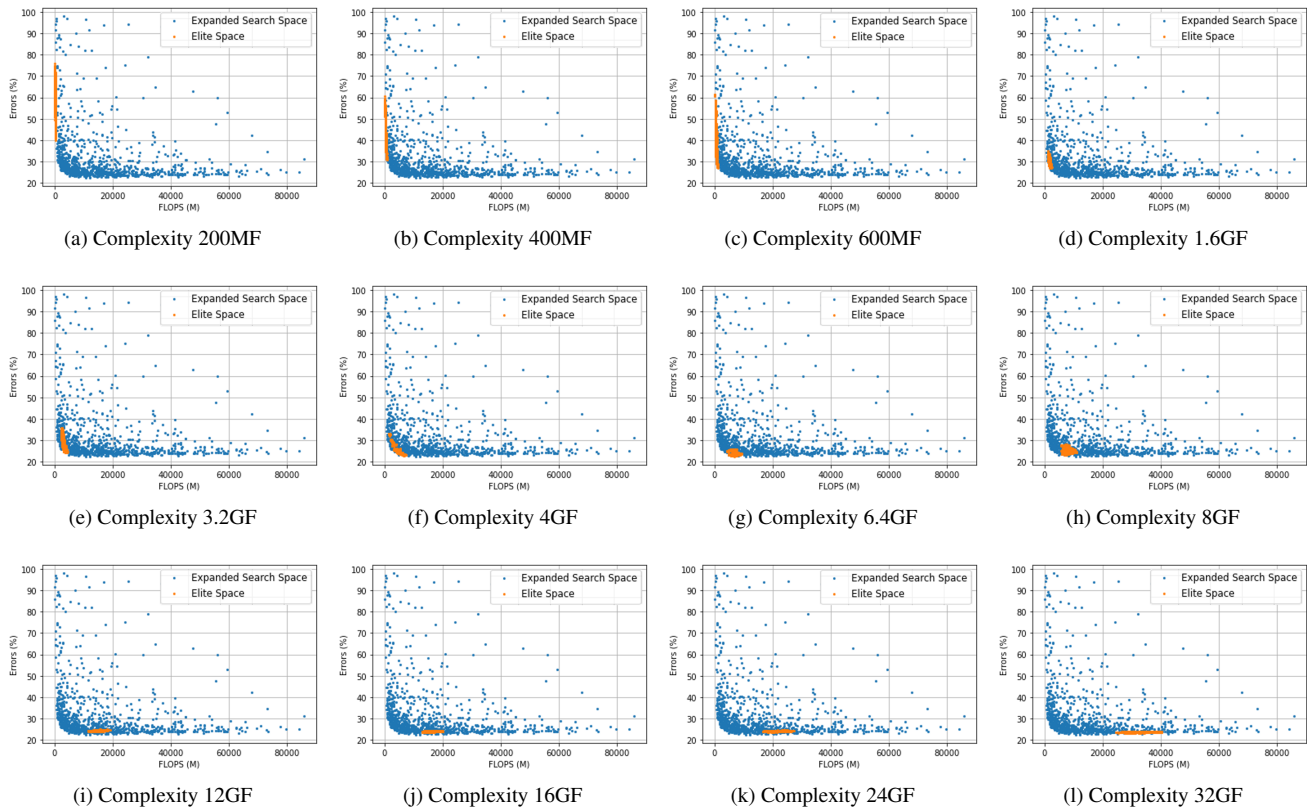


Figure 10: *Elite Spaces* evaluation on CIFAR-100.

- Vision and Pattern Recognition (CVPR), pages 7036–7045, 2019. 2
- [8] Kaiming He, Xiangyu Zhang, Shaoqing Ren, and Jian Sun. Deep residual learning for image recognition. In Proceedings of the IEEE Conference on Computer Vision and Pattern Recognition (CVPR), pages 770–778, 2016. 1, 2, 3, 9
- [9] Andrew Howard, Ruoming Pang, Hartwig Adam, Quoc V. Le, Mark Sandler, Bo Chen, Weijun Wang, Liang-Chieh Chen, Mingxing Tan, Grace Chu, Vijay Vasudevan, and Yukun Zhu. Searching for mobilenet3. In Proceedings of the International Conference on Computer Vision (ICCV), pages 1314–1324, 2019. 2
- [10] Andrew G. Howard, Menglong Zhu, Bo Chen, Dmitry Kalenichenko, Weijun Wang, Tobias Weyand, Marco Andreetto, and Hartwig Adam. Mobilenets: Efficient convolutional neural networks for mobile vision applications. arXiv:1704.04861, 2017. 1, 2, 3
- [11] Chi-Hung Hsu, Shu-Huan Chang, Da-Cheng Juan, Jia-Yu Pan, Yu-Ting Chen, Wei Wei, and Shih-Chieh Chang. Monas: Multi-objective neural architecture search using reinforcement learning. arXiv:1806.10332, 2018. 2
- [12] Jie Hu, Li Shen, and Gang Sun. Squeeze-and-excitation networks. In Proceedings of the IEEE Conference on Computer Vision and Pattern Recognition (CVPR), pages 7132–7141, 2018. 2
- [13] Gao Huang, Zhuang Liu, Laurens van der Maaten, and Kilian Q. Weinberger. Densely connected convolutional networks. In Proceedings of the IEEE Conference on Computer Vision and Pattern Recognition (CVPR), pages 2261–2269, 2017. 2
- [14] Sergey Ioffe and Christian Szegedy. Batch normalization: Accelerating deep network training by reducing internal covariate shift. In Proceedings of the International Conference on Machine Learning (ICML), pages 448–456, 2015. 9
- [15] Eric Jang, Shixiang Gu, and Ben Poole. Categorical reparameterization with gumbel-softmax. In International Conference on Learning Representations (ICLR), 2017. 3, 9
- [16] Alex Krizhevsky and Geoffrey Hinton. Learning multiple layers of features from tiny images. Master’s thesis, Department of Computer Science, University of Toronto, 2009. 5
- [17] Alex Krizhevsky, Ilya Sutskever, and Geoffrey E. Hinton. Imagenet classification with deep convolutional neural networks. In Proceedings of the Conference on Neural Information Processing Systems (NIPS), pages 1106–1114, 2012. 1, 2
- [18] Liam Li and Ameet Talwalkar. Random search and reproducibility for neural architecture search. In Proceedings of the Conference on Uncertainty in Artificial Intelligence (UAI), pages 367–377, 2020. 1, 2

- [19] Chenxi Liu, Liang-Chieh Chen, Florian Schroff, Hartwig Adam, Wei Hua, Alan L. Yuille, and Fei-Fei Li. Auto-deeplab: Hierarchical neural architecture search for semantic image segmentation. In Proceedings of the IEEE Conference on Computer Vision and Pattern Recognition (CVPR), pages 82–92, 2019. [2](#)
- [20] Hanxiao Liu, Karen Simonyan, Oriol Vinyals, Chrisantha Fernando, and Koray Kavukcuoglu. Hierarchical representations for efficient architecture search. In International Conference on Learning Representations (ICLR), 2018. [2](#)
- [21] Hanxiao Liu, Karen Simonyan, and Yiming Yang. Darts: Differentiable architecture search. In International Conference on Learning Representations (ICLR), 2019. [1](#), [2](#), [3](#), [4](#), [5](#), [10](#)
- [22] Hieu Pham, Melody Y. Guan, Barret Zoph, Quoc V. Le, and Jeff Dean. Efficient neural architecture search via parameter sharing. In Proceedings of the International Conference on Machine Learning (ICML), pages 4092–4101, 2018. [2](#)
- [23] Ilija Radosavovic, Justin Johnson, Saining Xie, Wan-Yen Lo, and Piotr Dollár. On network design spaces for visual recognition. In Proceedings of the IEEE International Conference on Computer Vision, pages 1882–1890, 2019. [1](#)
- [24] Ilija Radosavovic, Raj Prateek Kosaraju, Ross B. Girshick, Kaiming He, and Piotr Dollár. Designing network design spaces. In Proceedings of the IEEE Conference on Computer Vision and Pattern Recognition (CVPR), pages 10425–10433, 2020. [1](#), [2](#), [3](#), [6](#), [8](#), [10](#)
- [25] Esteban Real, Alok Aggarwal, Yanping Huang, and Quoc V. Le. Regularized evolution for image classifier architecture search. In Proceedings of the Association for the Advancement of Artificial Intelligence (AAAI), pages 4780–4789, 2019. [2](#)
- [26] Olga Russakovsky, Jia Deng, Hao Su, Jonathan Krause, Sanjeev Satheesh, Sean Ma, Zhiheng Huang, Andrej Karpathy, Aditya Khosla, Michael Bernstein, Alexander C. Berg, and Fei-Fei Li. Imagenet large scale visual recognition challenge. International Journal of Computer Vision (IJCV), 115(3):211–252, 2015. [2](#)
- [27] Mark Sandler, Andrew G. Howard, Menglong Zhu, Andrey Zhmoginov, and Liang-Chieh Chen. Mobilenetv2: Inverted residuals and linear bottlenecks. In Proceedings of the IEEE Conference on Computer Vision and Pattern Recognition (CVPR), pages 4510–4520, 2018. [1](#), [2](#), [4](#)
- [28] Karen Simonyan and Andrew Zisserman. Very deep convolutional networks for large-scale image recognition. In International Conference on Learning Representations (ICLR), 2015. [1](#), [2](#)
- [29] Christian Szegedy, Wei Liu, Yangqing Jia, Pierre Sermanet, Scott E. Reed, Dragomir Anguelov, Dumitru Erhan, Vincent Vanhoucke, and Andrew Rabinovich. Going deeper with convolutions. In Proceedings of the IEEE Conference on Computer Vision and Pattern Recognition (CVPR), pages 1–9, 2015. [2](#)
- [30] Christian Szegedy, Vincent Vanhoucke, Sergey Ioffe, Jonathon Shlens, and Zbigniew Wojna. Rethinking the inception architecture for computer vision. In Proceedings of the IEEE Conference on Computer Vision and Pattern Recognition (CVPR), pages 2818–2826, 2016. [2](#)
- [31] Mingxing Tan, Bo Chen, Ruoming Pang, Vijay Vasudevan, Mark Sandler, Andrew Howard, and Quoc V. Le. Mnasnet: Platform-aware neural architecture search for mobile. In Proceedings of the IEEE Conference on Computer Vision and Pattern Recognition (CVPR), pages 2820–2828, 2019. [1](#), [2](#), [4](#)
- [32] Mingxing Tan and Quoc V. Le. Efficientnet: Rethinking model scaling for convolutional neural networks. In Proceedings of the International Conference on Machine Learning (ICML), pages 6105–6114, 2019. [2](#), [4](#)
- [33] Alvin Wan, Xiaoliang Dai, Peizhao Zhang, Zijian He, Yuandong Tian, Saining Xie, Bichen Wu, Matthew Yu, Tao Xu, Kan Chen, Peter Vajda, and Joseph E. Gonzalez. Fbnetv2: Differentiable neural architecture search for spatial and channel dimensions. In Proceedings of the IEEE Conference on Computer Vision and Pattern Recognition (CVPR), pages 12962–12971, 2020. [1](#), [2](#), [3](#), [5](#), [6](#), [7](#), [9](#)
- [34] Bichen Wu, Xiaoliang Dai, Peizhao Zhang, Yanghan Wang, Fei Sun, Yiming Wu, Yuandong Tian, Peter Vajda, Yangqing Jia, and Kurt Keutzer. Fbnet: Hardware-aware efficient convnet design via differentiable neural architecture search. In Proceedings of the IEEE Conference on Computer Vision and Pattern Recognition (CVPR), pages 10734–10742, 2019. [1](#), [2](#), [3](#)
- [35] Saining Xie, Ross B. Girshick, Piotr Dollár, Zhuowen Tu, and Kaiming He. Aggregated residual transformations for deep neural networks. In Proceedings of the IEEE Conference on Computer Vision and Pattern Recognition (CVPR), pages 5987–5995, 2017. [1](#), [2](#)
- [36] Barret Zoph and Quoc V. Le. Neural architecture search with reinforcement learning. In International Conference on Learning Representations (ICLR), 2017. [2](#)
- [37] Barret Zoph, Vijay Vasudevan, Jonathon Shlens, and Quoc V. Le. Learning transferable architectures for scalable image recognition. In Proceedings of the IEEE Conference on Computer Vision and Pattern Recognition (CVPR), pages 8697–8710, 2018. [2](#)