

Structure Preserving Discretization of 1D Nonlinear Port-Hamiltonian Distributed Parameter Systems

B.C. van Huijgevoort, S. Weiland, H.J. Zwart

Eindhoven University of Technology

E-mail: b.c.v.huijgevoort@tue.nl

Abstract This paper contributes with a new formal method of spatial discretization of a class of nonlinear distributed parameter systems that allow a port-Hamiltonian representation over a one dimensional manifold. A specific finite dimensional port-Hamiltonian element is defined that enables a structure preserving discretization of the infinite dimensional model that inherits the Dirac structure, the underlying energy balance and matches the Hamiltonian function on any, possibly nonuniform mesh of the spatial geometry.

1. Introduction

First principle mathematical models provide accurate descriptions of the behavior of physical phenomena, but their complexity is often prohibitive to perform analysis or to determine closed-form analytic solutions. In these cases, methods from scientific computing provide the adequate tools to convert these models into algebraic structures that allow for numerical simulations. The approximate nature of these methods is widely accepted, but the approximate solutions may no longer comply with the first principle laws of the underlying mathematical model. It is for this reason that the quest for structure preserving discretization methods has received considerable research attention. Work on symplectic and geometric integrators [1, 2, 3] conserve symplecticity, many dedicated 3D meshing techniques [4, 5, 6] preserve structure and symmetry in spatial and temporal discretization, while a wealth of dedicated post-processing tools in finite element, finite volume and finite difference methods [7, 8, 9] aim to certify compliance of numerical outcomes with the underlying physical laws. Distributed parameter port-Hamiltonian systems are of specific interest in this context. Starting with the early work of [10, 11, 12, 13], a wide range of research directions on the modeling, simulation, control and discretization of port-Hamiltonian systems have emerged. See, e.g. [14, 15, 16, 17, 18, 19, 20] and references therein.

The discretization in space and time of distributed parameter port-Hamiltonian systems involves fundamental questions on energy conservation, power balances, modularity in system composition and the preser-

vation of Hamiltonian properties in the discretization process. Specific for this model class, discrete differential geometries were introduced in [21, 22] to define discrete Dirac structures and discrete port-Hamiltonian dynamics on discrete manifolds. Collocation based methods and simplicial Dirac structures are employed in [23, 24, 3, 25, 26] to derive a discrete exterior calculus in which numerical integration preserves Dirac structures, dynamics and constitutive equations. The authors of [27, 28] consider discretizations of damped and controlled systems. Partitioned finite element methods were considered in [29] and involve integration by parts on a subset of equations. Methods in [30, 31, 32, 33, 34, 35, 36] focus on the spatial discretization of boundary controlled systems and construct particular finite element modules from the direct approximation of the differential forms.

This paper is in line with the latter approaches and addresses the direct spatial discretization of nonlinear distributed parameter Hamiltonian systems (with a decomposable Hamiltonian) controlled via ports at the boundary of a 1D spatial geometry. We propose a novel structure preserving discretization method that (i) preserves power balances through a discrete Dirac structure, (ii) introduces generic finite-elements for non-uniform grids that locally express the dynamics of the system through a Galerkin type of projection, (iii) provides a consistent approximation of the Hamiltonian function and (iv) is valid for nonlinear distributed and boundary controlled port-Hamiltonian systems.

We show that the Stokes-Dirac structure underlying the distributed port Hamiltonian system can be projected on a finite dimensional differential form over the

1D spatial manifold so as to establish a constant and discrete Dirac structure that is fully separated from the dynamics and the definition of the Hamiltonian of the underlying distributed parameter model. The technical novelty to establish this, lies in the introduction of a fictitious point inside the mesh elements that partition the spatial geometry. This augments the degrees of freedom and remedies a number of limitations concerning compatibility conditions and choices of input-output variables [30], direct feedthrough terms that cause oscillations due to instantaneous power flows through the discretized network [32, 33, 34], non-sparsity or non feasibility to match nonlinear Hamiltonian functions [36]. As such, the proposed discretization scheme is numerically efficient, flexible towards choices of input, output and boundary variables, fully scalable to large networks and physically relevant on its preservation of passivity and energy distribution properties.

The paper is organized as follows. A concise problem definition is given in Section 2. State space formulations of lumped- and distributed-parameter port-Hamiltonian systems are given in Section 3. The discretization method and the interconnection structure are described in Section 4. Section 5 illustrates the method on an application of a lossless transmission line. Conclusion and recommendations are given in Section 6.

2. Problem formulation

In abstract form, a Dirac structure is a subspace \mathcal{D} of a Cartesian product $\mathcal{F} \times \mathcal{E}$ where \mathcal{F} is a linear space and $\mathcal{E} = \mathcal{F}^*$ its dual with respect to the pairing $\langle \cdot | \cdot \rangle : \mathcal{E} \times \mathcal{F} \rightarrow \mathbb{R}$. The spaces \mathcal{E} and \mathcal{F} are usually referred to as the spaces of *efforts* and *flows*, respectively, while $\langle e | f \rangle$, the evaluation of the linear functional $e \in \mathcal{E}$ on $f \in \mathcal{F}$, expresses the *power*. The Euclidean product $\mathcal{F} \times \mathcal{E}$ defines the space of *port variables* and carries an indefinite symmetric bi-linear pairing $\langle\langle \cdot, \cdot \rangle\rangle$ defined as

$$\begin{aligned} \langle\langle (f_1, e_1), (f_2, e_2) \rangle\rangle &:= \langle e_1 | f_2 \rangle + \langle e_2 | f_1 \rangle, \\ (f_i, e_i) &\in \mathcal{F} \times \mathcal{E}. \end{aligned} \quad (1)$$

Definition 1. A (constant) Dirac structure on $\mathcal{F} \times \mathcal{E}$ is a subspace $\mathcal{D} \subset \mathcal{F} \times \mathcal{E}$ such that $\mathcal{D} = \mathcal{D}^\perp$, where $\mathcal{D}^\perp := \{d' \in \mathcal{D} \mid \langle\langle d, d' \rangle\rangle = 0 \text{ for all } d \in \mathcal{D}\}$ denotes the orthogonal of \mathcal{D} with respect to the bi-linear pairing $\langle\langle \cdot, \cdot \rangle\rangle$ defined in (1).

In particular, any (f, e) belonging to a Dirac structure satisfies $0 = \langle\langle (f, e), (f, e) \rangle\rangle = 2\langle e | f \rangle$ showing that Dirac structures have power conserving properties over their port variables.

A Hamiltonian is a function $H : \mathcal{X} \rightarrow \mathbb{R}$ defined on a differential manifold \mathcal{X} in which $H(x)$ represents the

energy in a storage element $x \in \mathcal{X}$. A port-Hamiltonian system has partitioned flows $\mathcal{F} = \mathcal{F}_s \times \mathcal{F}_e$ and efforts $\mathcal{E} = \mathcal{F}_s^* \times \mathcal{F}_e^* = \mathcal{E}_s \times \mathcal{E}_e$ on which the indefinite symmetric bi-linear pairing (1) extends to

$$\begin{aligned} \langle\langle (f_1, e_1), (f_2, e_2) \rangle\rangle &= \\ \langle e_1^s | f_2^s \rangle + \langle e_2^s | f_1^s \rangle + \langle e_1^e | f_2^e \rangle + \langle e_2^e | f_1^e \rangle. \end{aligned}$$

Here, \mathcal{F}_s is the flow space of tangent vectors of (any) $x \in \mathcal{X}$, \mathcal{F}_e the external flow space and (f^s, e^s) and (f^e, e^e) refer to the *storage* and *external* port variables of the system, respectively. The dynamics of a port-Hamiltonian system is fully defined by $(\mathcal{D}, H, \mathcal{X}, \mathcal{F}_e)$ in the sense that the storage port variables $(f^s, e^s) = (-\dot{x}, \delta_x H(x))$ where $\delta_x H(x)$ is the gradient or the variational derivative of the Hamiltonian H at the point x , (depending on whether \mathcal{X} is finite or infinite dimensional, resp.), and (f^e, e^e) represents the port variables through which the system interacts with its environment. Specifically, the dynamics is defined by

$$(-\dot{x}(t), \delta_x H(x(t)), f^e(t), e^e(t)) \in \mathcal{D}. \quad (2)$$

for all time $t \geq 0$. Whenever time courses of (2) are well defined and continuously differentiable, the Dirac structure \mathcal{D} imposes the power balance

$$\frac{dH}{dt} = \langle \delta_x H(x(t)) | \dot{x}(t) \rangle = \langle e^e(t) | f^e(t) \rangle, \quad t \geq 0 \quad (3)$$

which expresses that the storage rate of a port-Hamiltonian system equals the power supplied through its external port variables. It is emphasized that, although the Dirac structure is linear, the dynamics (2) becomes nonlinear whenever $\delta_x H(x)$ is nonlinear in x .

A port-Hamiltonian distributed parameter system has an infinite dimensional flow space $\mathcal{F} = \mathcal{F}_s \times \mathcal{F}_e$, where \mathcal{F}_s is a space of functions on a compact set $Z \subset \mathbb{R}^n$, representing the spatial domain, extended with functions on the boundary ∂Z of Z . It is the purpose of this paper to approximate a port-Hamiltonian distributed-parameter system $\Sigma = (\mathcal{D}, H, \mathcal{X}, \mathcal{F}_e)$ by a port-Hamiltonian lumped-parameter system $\Sigma_N = (\mathcal{D}_N, H_N, \mathcal{X}_N, \mathcal{F}_{e,N})$ that is, in fact, an aggregation of N components. Ideally, this approximate system meets a number of requirements:

- **Requirement 1.** \mathcal{D}_N defines a Dirac structure on a finite dimensional space $\mathcal{F}_N \times \mathcal{E}_N$ which is the canonical projection $\pi_N = (\pi_{N,\mathcal{F}}, \pi_{N,\mathcal{E}})$ of $\mathcal{F} \times \mathcal{E}$ onto $\mathcal{F}_N \times \mathcal{E}_N \subset \mathcal{F} \times \mathcal{E}$, where \mathcal{E}_N is the dual of \mathcal{F}_N with respect to the pairing $\langle e_N | f_N \rangle_N := \langle e_N | f_N \rangle$ for any $e_N \in \mathcal{E}_N \subset \mathcal{E}$ and $f_N \in \mathcal{F}_N \subset \mathcal{F}$ and

$$\pi_N \mathcal{D}^\perp = \pi_N \mathcal{D} \subseteq \mathcal{D}_N = \mathcal{D}_N^\perp \quad (4)$$

where \mathcal{D}_N^\perp is the orthogonal of \mathcal{D}_N with respect to the bi-linear pairing

$$\langle\langle (f_N^1, e_N^1), (f_N^2, e_N^2) \rangle\rangle_N := \langle e_N^1 | f_N^2 \rangle_N + \langle e_N^2 | f_N^1 \rangle_N.$$

In words, \mathcal{F}_N inherits the duality pairing from \mathcal{F} while the inclusion (4) implies that for any $(f, e) \in \mathcal{D}$, its projection $(f_N, e_N) := \pi_N(f, e)$ is power conserving in the aggregated system in the sense that $\langle f_N | e_N \rangle_N = 0$.

- **Requirement 2.** The Hamiltonian H_N is defined on a finite dimensional state space $\mathcal{X}_N \subset \mathcal{X}$ and achieves

$$H_N(x) = H(x) \quad \text{for all } x \in \mathcal{X}_N$$

i.e., the total storage H of the distributed parameter system when restricted to the finite dimensional state space \mathcal{X}_N matches the total storage in the aggregated system.

The combined properties therefore imply that the power balance (3) of the distributed system is preserved in the aggregated system Σ_N in the sense that $\dot{H}_N(t) = \langle f_N^e(t), e_N^e(t) \rangle$ for all $t \geq 0$. The problem that is solved in this paper amounts to explicitly constructing, for any $N > 0$, an aggregated port-Hamiltonian lumped-parameter system Σ_N that approximates the port-Hamiltonian distributed-parameter system Σ while meeting these two requirements.

3. Port-Hamiltonian systems in state space coordinates

3.1. Lumped parameter port-Hamiltonian systems

Finite-dimensional port-Hamiltonian systems are generally given in input-state-output form by the equations

$$\begin{bmatrix} \dot{x} \\ y \end{bmatrix} = \begin{bmatrix} A & B \\ C & D \end{bmatrix} \begin{bmatrix} \delta_x H(x) \\ u \end{bmatrix} \quad (5)$$

where $x(t) \in \mathcal{X} = \mathbb{R}^{n_x}$ is the state variable and $H : \mathcal{X} \rightarrow \mathbb{R}$ is the Hamiltonian function. The system interacts with its environment through the input-output pair (u, y) , where $\dim(u) = \dim(y) = n_e$. The real-valued matrices (A, B, C, D) are of compatible dimensions and satisfy

$$R := \begin{bmatrix} -A - A^\top & C^\top - B \\ C - B^\top & D + D^\top \end{bmatrix} \succeq 0. \quad (6)$$

Here, R represents the losses in the system [14] while (6) implies that the dissipation inequality

$$\frac{d}{dt} H(x(t)) \leq y(t)^\top u(t) \quad (7)$$

holds for all time $t \geq 0$ and all system trajectories (u, x, y) compatible with (5). If (7) is an equality, the system is said to be *conservative*, which is the case if and only if $R = 0$.

Following the abstract setting of Section 2, (5) is fully defined by the Hamiltonian H , the storage port variables $(f^s, e^s) := (-\dot{x}, \frac{\partial H}{\partial x})$ and the external port variables $(f^e, e^e) := (u, y)$. Indeed, the algebraic relation

$$\begin{bmatrix} f^s \\ e^e \end{bmatrix} = \begin{bmatrix} -A & -B \\ C & D \end{bmatrix} \begin{bmatrix} e^s \\ f^e \end{bmatrix} \quad (8)$$

satisfies the *power balance*

$$e^{s\top} f^s + e^{e\top} f^e = \frac{1}{2} \begin{pmatrix} e^s \\ f^e \end{pmatrix}^\top R \begin{pmatrix} e^s \\ f^e \end{pmatrix}. \quad (9)$$

with R defined in (6). In particular, with $\mathcal{F} := \mathcal{F}_s \times \mathcal{F}_e = \mathbb{R}^{n_x + n_e}$, the space $\mathcal{E} = \mathbb{R}^{n_x + n_e}$ is dual to \mathcal{F} with respect to the pairing

$$\langle e | f \rangle = e^\top f = \langle e^s | f^s \rangle + \langle e^e | f^e \rangle \quad (10)$$

and the following result on conservative systems is an immediate consequence of (9).

Proposition 1. *If $R = 0$, then*

$$\mathcal{D} := \{((f^s, f^e), (e^s, e^e)) \in \mathcal{F} \times \mathcal{E} \mid (8) \text{ holds}\}. \quad (11)$$

is a finite-dimensional Dirac structure and the system (5) is fully defined by $(\mathcal{D}, H, \mathcal{X}, \mathcal{F}_e)$ according to (2).

Hence, if $R = 0$, (5) defines a finite dimensional Dirac structure (11) while, conversely, (11), together with H , fully defines (5).

Remark 1. *If $R \succeq 0$ is non-zero, the port-Hamiltonian systems (5) can also be cast in the setting of Dirac structures. Specifically, factorize $R = G^\top R_0 G$ in which $R_0 \succ 0$ and $G = \begin{bmatrix} G_x \\ G_e \end{bmatrix} \in \mathbb{R}^{(n_x + n_e) \times n_r}$ with $n_r = \text{rank} R$. Define \mathcal{D} as the graph of the skew symmetric operator*

$$\begin{bmatrix} -\frac{1}{2}(A - A^\top) & -B & -G_x \\ B^\top & \frac{1}{2}(D - D^\top) & -G_e \\ G_x^\top & G_e^\top & 0 \end{bmatrix}$$

mapping $(e^s, f^e, e^r) \mapsto (f^s, e^e, f^r)$. Then \mathcal{D} is a Dirac structure by adding the resistive port (f^r, e^r) to the pairing in (10) and (5) is represented by

$$(-\dot{x}, \delta_x H(x(t)), u(t), y(t), f^r(t), e^r(t)) \in \mathcal{D}$$

where $f^r = -R_0 e^r$.

3.2. Distributed parameter port-Hamiltonian systems

Distributed parameter port-Hamiltonian systems are described by partial differential equations whose solutions evolve over time and an n -dimensional bounded spatial domain $Z \subset \mathbb{R}^n$. Generally, these systems can be written in the form [14]

$$\begin{bmatrix} \frac{\partial p}{\partial t} \\ \frac{\partial q}{\partial t} \end{bmatrix} = A \begin{bmatrix} \delta_p H \\ \delta_q H \end{bmatrix}, \quad \begin{bmatrix} u \\ y \end{bmatrix} = \begin{bmatrix} B \\ C \end{bmatrix} \begin{bmatrix} \delta_p H|_{\partial Z} \\ \delta_q H|_{\partial Z} \end{bmatrix}, \quad (12)$$

where the energy variables $p(z,t)$ and $q(z,t)$ depend on a spatial coordinate $z \in Z$ and time t . Furthermore, A is an operator whose domain is a dense subset of a (Hilbert) space of functions on Z with the property that $A + A^* \preceq 0$ in the sense that $\langle x, Ax \rangle + \langle A^*x, x \rangle \leq 0$ for all compactly supported elements x in the domain of A , and δ_p and δ_q denote the variational derivatives with respect to the energy variables p and q , respectively. The variables $u(z,t)$ and $y(z,t)$ are the input and output on the boundary $z \in \partial Z$ for time $t \geq 0$.

With $\Lambda^k(Z)$, $k = 0, \dots, n$ denoting the space of exterior k -forms on the manifold Z , the Hamiltonian $H : \Lambda^{n_p}(Z) \times \Lambda^{n_q}(Z) \rightarrow \mathbb{R}$ describes the total energy in the system and is given by $H(p, q) = \int_Z \mathcal{H}(p, q)$ [14, 15] where $\mathcal{H}(p, q)$ is the energy density. Throughout, it is assumed that \mathcal{H} can be decomposed according to

$$\mathcal{H}(p, q) = \mathcal{H}_p(p) + \mathcal{H}_q(q), \quad (13)$$

where $\mathcal{H}_p : \Lambda^{n_p}(Z) \rightarrow \Lambda^n(Z)$, $\mathcal{H}_q : \Lambda^{n_q}(Z) \rightarrow \Lambda^n(Z)$ and $n_p + n_q = n + 1$.

Following the setting of Section 2, the efforts and flows associated with (12) are defined by

$$f^p := -\frac{\partial p}{\partial t}, \quad e^p := \delta_p H = \frac{\partial \mathcal{H}_p(p)}{\partial p}, \quad (14a)$$

$$f^q := -\frac{\partial q}{\partial t}, \quad e^q := \delta_q H = \frac{\partial \mathcal{H}_q(q)}{\partial q}. \quad (14b)$$

Since $f^p \in \Lambda^{n_p}(Z)$, $f^q \in \Lambda^{n_q}(Z)$, $e^p \in \Lambda^{n-n_p}(Z)$, $e^q \in \Lambda^{n-n_q}(Z)$, this motivates defining the linear spaces of flows and efforts as

$$\mathcal{F}_{p,q} := \Lambda^{n_p}(Z) \times \Lambda^{n_q}(Z) \times \Lambda^{n-n_p}(\partial Z) \quad (15a)$$

$$\mathcal{E}_{p,q} := \Lambda^{n-n_p}(Z) \times \Lambda^{n-n_q}(Z) \times \Lambda^{n-n_q}(\partial Z). \quad (15b)$$

In particular, $\mathcal{E}_{p,q}$ is the dual of $\mathcal{F}_{p,q}$ with respect to the non-degenerate pairing

$$\begin{aligned} \langle (e^p, e^q, e^b) | (f^p, f^q, f^b) \rangle := & \quad (16) \\ \int_Z [e^p \wedge f^p + e^q \wedge f^q] + \int_{\partial Z} [e^b \wedge f^b] \end{aligned}$$

where \wedge is the usual wedge product of differential forms. Here, the first term in the right-hand side of (16) represents the power in the distributed storage port and the second term the power delivered over the boundary ∂Z of the domain [14, 30, 15]. In turn, (16) equips $\mathcal{F}_{p,q} \times \mathcal{E}_{p,q}$ with the symmetric bi-linear form (1). Partition $\mathcal{F}_{p,q} = \mathcal{F}_s \times \mathcal{F}_b$ with $\mathcal{F}_s := \Lambda^{n_p}(Z) \times \Lambda^{n_q}(Z)$ the storage flow space and $\mathcal{F}_b = \Lambda^{n-n_p}(\partial Z)$ the external flow space. Then, $(f^b, e^b) \in \mathcal{F}_b \times \mathcal{F}_b^*$ denote the port variables that represent the interaction of the system at the boundary ∂Z and coincide with (u, y) in (12). Using these definitions, the system in (12) can be written as

$$\begin{aligned} \begin{bmatrix} -\frac{\partial p}{\partial t} \\ -\frac{\partial q}{\partial t} \end{bmatrix} &= \begin{bmatrix} \sigma \star & (-1)^r d \\ d & 0 \end{bmatrix} \begin{bmatrix} \delta_p H(p, q) \\ \delta_q H(p, q) \end{bmatrix}, \\ \begin{bmatrix} f^b \\ e^b \end{bmatrix} &= \begin{bmatrix} 1 & 0 \\ 0 & -(-1)^{n-n_q} \end{bmatrix} \begin{bmatrix} \delta_p H|_{\partial Z} \\ \delta_q H|_{\partial Z} \end{bmatrix} \end{aligned} \quad (17)$$

where $r = n_p n_q + 1$, $\star : \Lambda^k(Z) \rightarrow \Lambda^{n-k}(Z)$ is the Hodge star operator¹ and d the exterior derivative. Losses in the system are represented by σ which is a scalar if the dissipation is homogeneous in all directions, it is a diagonal matrix if the dissipation is inhomogeneous and isotropic and it is a non-symmetric matrix if the dissipation is an-isotropic. The Hamiltonian H in (17) satisfies the Stokes-Cartan expression for $t \geq 0$

$$\begin{aligned} \frac{dH}{dt} &= \int_Z \left[\delta_p H \wedge \frac{\partial p}{\partial t} + \delta_q H \wedge \frac{\partial q}{\partial t} \right] \\ &= -\int_{\partial Z} [(-1)^{n-n_q} \delta_q H \wedge \delta_p H] - \int_Z [\delta_p H \wedge \sigma \star \delta_p H], \end{aligned}$$

or, stated in terms of the effort and flow variables (14),

$$\int_Z [e^p \wedge f^p + e^q \wedge f^q] + \int_{\partial Z} [e^b \wedge f^b] = \int_Z [e^p \wedge \sigma \star e^p] \quad (18)$$

which is the power balance for (17), generalizing (9) to the infinite-dimensional case.

Proposition 2. *If $\sigma = 0$, then*

$$\begin{aligned} \mathcal{D} := \left\{ (f^p, f^q, f^b), (e^p, e^q, e^b) \in \mathcal{F}_{p,q} \times \mathcal{E}_{p,q} \mid \right. \\ \left. \begin{bmatrix} f^p \\ f^q \end{bmatrix} = \begin{bmatrix} 0 & (-1)^r d \\ d & 0 \end{bmatrix} \begin{bmatrix} e^p \\ e^q \end{bmatrix}, \right. \\ \left. \begin{bmatrix} f^b \\ e^b \end{bmatrix} = \begin{bmatrix} 1 & 0 \\ 0 & -(-1)^{n-n_q} \end{bmatrix} \begin{bmatrix} e^p|_{\partial Z} \\ e^q|_{\partial Z} \end{bmatrix} \right\}. \end{aligned} \quad (19)$$

is a Dirac structure on $\mathcal{F}_{p,q} \times \mathcal{E}_{p,q}$ and the system (17) is fully defined by $(\mathcal{D}, H, \mathcal{X}, \mathcal{F}_e)$ according to (2).

Proof. *This Proposition is proven in [15].*

¹The Hodge star operator satisfies $\omega_1 \wedge \star \omega_2 = \langle \omega_1 | \omega_2 \rangle \omega$.

Thus, if $\sigma = 0$ the conservative port-Hamiltonian system (17) satisfies the Dirac structure (19). Conversely, (19) together with H fully defines (17).

Remark 2. If $\sigma \neq 0$ the Dirac structure (19) can be extended so as to represent the non-conservative port-Hamiltonian system (17) also in terms of an extended Dirac structure together with the Hamiltonian function H . See, e.g., Chapter 6 in [18].

4. Discretization in 1D

This paper focuses on one-dimensional manifolds. That is, the spatial configuration space Z is assumed to be a bounded and closed subset of \mathbb{R} with a zero-dimensional boundary ∂Z . For one-dimensional manifolds the pair $(n_p, n_q) = (1, 1)$. It is assumed that a conservative distributed-parameter port-Hamiltonian system $\Sigma = (\mathcal{D}, H, \mathcal{X}, \mathcal{F}_b)$ is given, as described in Section 3, where the spaces (15) equal

$$\mathcal{F}_{p,q} := \Lambda^1(Z) \times \Lambda^1(Z) \times \Lambda^0(\partial Z) = \mathcal{F}_s \times \mathcal{F}_b \quad (20a)$$

$$\mathcal{E}_{p,q} := \Lambda^0(Z) \times \Lambda^0(Z) \times \Lambda^0(\partial Z) = \mathcal{E}_s \times \mathcal{E}_b. \quad (20b)$$

The idea is to construct an aggregated lumped-parameter port-Hamiltonian model

$\Sigma_N = (\mathcal{D}_N, H_N, \mathcal{X}_N, \mathcal{F}_{e,N})$, meeting the requirements stated in Section 2, as the interconnection of N component systems, each of which is a lumped-parameter port-Hamiltonian model $\Sigma_i := (\mathcal{D}_{ab,i}, H_{ab,i}, \mathcal{X}_{ab,i}, \mathcal{F}_{ab,e,i})$, for $i = 1, \dots, N$ that approximates Σ locally at the domain $Z_{a_i b_i}$, the i th element in a simplicial decomposition or partition of Z into N elements. The structure of a mesh element assumes the form $Z_{a_i b_i} := [a_i, b_i]$, with $a_i < b_i$. The state space of the aggregated model is $\mathcal{X}_N = \prod_{i=1}^N \mathcal{X}_{ab,i}$ while the Hamiltonian $H_N(x_1, \dots, x_N) = \sum_{i=1}^N H_{ab,i}(x_i)$ represents the total energy in the aggregated system with $H_{ab,i}$ the Hamiltonian of the component system Σ_i .

4.1. Dirac structure of the component systems

To construct Σ_i , we consider a generic element Z_{ab} in the partition of Z and define a projection π_{ab} of $\mathcal{F}_{p,q} \times \mathcal{E}_{p,q}$ onto $\mathcal{F}_{ab} \times \mathcal{E}_{ab}$ where

$$\begin{aligned} \mathcal{F}_{ab} &:= \Lambda^1(Z_{ab}) \times \Lambda^1(Z_{ab}) \times \Lambda^0(\partial Z_{ab}) \\ \mathcal{E}_{ab} &:= \Lambda^0(Z_{ab}) \times \Lambda^0(Z_{ab}) \times \Lambda^0(\partial Z_{ab}), \end{aligned}$$

the localized flow and effort spaces (20). Then \mathcal{E}_{ab} is the dual of \mathcal{F}_{ab} with respect to the duality pairing

$$\begin{aligned} \langle (e^p, e^q, e^b) \mid (f^p, f^q, f^b) \rangle_{ab} &:= \\ \int_{Z_{ab}} [e^p \wedge f^p + e^q \wedge f^q] + \int_{\partial Z_{ab}} [e^b \wedge f^b] \end{aligned} \quad (22)$$

and we wish to establish the inclusion (4) in Requirement 1, but localized to Z_{ab} , i.e.

$$\pi_{ab} \mathcal{D}^\perp = \pi_{ab} \mathcal{D} \subset \mathcal{D}_{ab} = \mathcal{D}_{ab}^\perp. \quad (23)$$

To do this, let $Z_{ab} = [a, b]$ be a mesh element and suppose that m is such that $a < m < b$. For an arbitrary flow $(f^p, f^q, f^b) \in \mathcal{F}_{p,q}$ the projection $\pi_{ab, \mathcal{F}} = (\pi_{ab, \mathcal{F}}^p, \pi_{ab, \mathcal{F}}^q, \pi_{ab, \mathcal{F}}^b)$ results in the storage flow variables

$$f_{ab}^p(z) := \pi_{ab, \mathcal{F}}^p f^p(z) = f_{am}^p \omega_{am}^p(z) + f_{mb}^p \omega_{mb}^p(z) \quad (24a)$$

$$f_{ab}^q(z) := \pi_{ab, \mathcal{F}}^q f^q(z) = f_{am}^q \omega_{am}^q(z) + f_{mb}^q \omega_{mb}^q(z), \quad (24b)$$

with the coefficient vector

$$f^s := \text{col}(f_{am}^p, f_{mb}^p, f_{am}^q, f_{mb}^q) \in \mathbb{R}^4 \quad (25)$$

and where the one-form shape functions ω_s^p and ω_s^q indexed by $s \in \{am, mb\}$ satisfy

$$\int_{Z_{s_1}} \omega_{s_2} = \begin{cases} 1 & \text{for } s_1 = s_2 \\ 0 & \text{for } s_1 \neq s_2. \end{cases} \quad (26)$$

Thus, the shape functions decouple the different flows on the internal line segments Z_{am} and Z_{bm} . Similarly, for $(e^p, e^q, e^b) \in \mathcal{E}_{p,q}$, the projection $\pi_{ab, \mathcal{E}} = (\pi_{ab, \mathcal{E}}^p, \pi_{ab, \mathcal{E}}^q, \pi_{ab, \mathcal{E}}^b)$ produces the effort storage variables

$$e_{ab}^p(z) := \pi_{ab, \mathcal{E}}^p e^p(z) = e_a^p \omega_a^p(z) + e_m^p \omega_m^p(z) + e_b^p \omega_b^p(z) \quad (27a)$$

$$e_{ab}^q(z) := \pi_{ab, \mathcal{E}}^q e^q(z) = e_a^q \omega_a^q(z) + e_m^q \omega_m^q(z) + e_b^q \omega_b^q(z), \quad (27b)$$

with the coefficient vector

$$v := \text{col}(e_a^p, e_m^p, e_b^p, e_a^q, e_m^q, e_b^q) \in \mathbb{R}^6 \quad (28)$$

and the zero-form shape functions ω_s^p , ω_s^q indexed by $s \in \{a, m, b\}$ satisfy

$$\omega_a(a) = 1, \quad \omega_a(b) = 0, \quad \omega_b(a) = 0, \quad \omega_b(b) = 1 \quad (29)$$

$$\omega_m(a) = 0, \quad \omega_m(m) = 1, \quad \omega_m(b) = 0.$$

Given the shape functions satisfying (26) and (29), define the matrices

$$M_1 := \begin{bmatrix} \int_{Z_{am}} \sigma \star \omega_a^p & \int_{Z_{am}} \sigma \star \omega_m^p & \int_{Z_{am}} \sigma \star \omega_b^p \\ \int_{Z_{mb}} \sigma \star \omega_a^p & \int_{Z_{mb}} \sigma \star \omega_m^p & \int_{Z_{mb}} \sigma \star \omega_b^p \end{bmatrix}, \quad (30)$$

$$M_2 := \begin{bmatrix} \int_{\partial Z_{am}} \omega_a^q & \int_{\partial Z_{am}} \omega_m^q & \int_{\partial Z_{am}} \omega_b^q \\ \int_{\partial Z_{mb}} \omega_a^q & \int_{\partial Z_{mb}} \omega_m^q & \int_{\partial Z_{mb}} \omega_b^q \end{bmatrix}, \quad (31)$$

$$M_3 := \begin{bmatrix} \int_{\partial Z_{am}} \omega_a^p & \int_{\partial Z_{am}} \omega_m^p & \int_{\partial Z_{am}} \omega_b^p \\ \int_{\partial Z_{mb}} \omega_a^p & \int_{\partial Z_{mb}} \omega_m^p & \int_{\partial Z_{mb}} \omega_b^p \end{bmatrix}. \quad (32)$$

Then the following result relates the coefficient vectors f^s and v defined in (25) and (28).

Proposition 3. *The projections (24) and (27) satisfy*

$$\int_{Z_{ab}} \begin{bmatrix} f_{ab}^p(z) \\ f_{ab}^q(z) \end{bmatrix} = \int_{Z_{ab}} \begin{bmatrix} \sigma^\star & d \\ d & 0 \end{bmatrix} \begin{bmatrix} e_{ab}^p(z) \\ e_{ab}^q(z) \end{bmatrix} \text{ if and only if}$$

$$f^s = M_f v \quad \text{where } M_f = \begin{bmatrix} M_1 & M_2 \\ M_3 & 0 \end{bmatrix}. \quad (33)$$

Proof. *Substitute the expansions (24) and (27) into the residual expression*

$$r(z) = \begin{bmatrix} r^p(z) \\ r^q(z) \end{bmatrix} = \begin{bmatrix} f_{ab}^p(z) \\ f_{ab}^q(z) \end{bmatrix} - \begin{bmatrix} \sigma^\star & d \\ d & 0 \end{bmatrix} \begin{bmatrix} e_{ab}^p(z) \\ e_{ab}^q(z) \end{bmatrix}.$$

This gives the 1-forms $r^p(z) = f_{am}^p \omega_{am}^p(z) + f_{mb}^p \omega_{mb}^p(z) - \sigma^\star [e_a^p \omega_a^p(z) + e_m^p \omega_m^p(z) + e_b^p \omega_b^p(z)] - d[e_a^q \omega_a^q(z) + e_m^q \omega_m^q(z) + e_b^q \omega_b^q(z)]$ and $r^q(z) = f_{am}^q \omega_{am}^q(z) + f_{mb}^q \omega_{mb}^q(z) - d[e_a^p \omega_a^p(z) + e_m^p \omega_m^p(z) + e_b^p \omega_b^p(z)]$.

(If): By using Stokes' theorem and the condition (26) on the shape functions, integration over the line segments Z_{am} and Z_{mb} yields $\int_{Z_{ab}} r^p = 0$ with M_1 and M_2 given in (30) and (31). Similarly integration of r^q over the line segments Z_{am} and Z_{mb} while using Stokes' theorem and (26) yields $\int_{Z_{ab}} r^q = 0$ with M_3 given in (32).

(Only if): Conversely, $\int_{Z_{ab}} r = \int_{Z_{am}} r + \int_{Z_{mb}} r = 0$ implies, by (26) and Stokes' theorem, that $f^s = M_f v$ with M_f defined in (33).

In the following, we define a power balance for the expansions (24) and (27) that matches (22) and the inclusion (23). For this, first observe that, by (19) and (22),

$$\langle (e_{ab}^p, e_{ab}^q, e_{ab}^b) | (f_{ab}^p, f_{ab}^q, f_{ab}^b) \rangle_{ab} = \int_{Z_{ab}} [e_{ab}^p \wedge f_{ab}^p + e_{ab}^q \wedge f_{ab}^q] - \int_{\partial Z_{ab}} [e_{ab}^q |_{\partial Z_{ab}} \wedge e_{ab}^p |_{\partial Z_{ab}}].$$

In the conservative case where $\sigma = 0$, the latter expression vanishes by (18). Define the matrices

$$M_4 := \int_{Z_{ab}} \begin{bmatrix} \omega_a^p \wedge \omega_{am}^p & \omega_m^p \wedge \omega_{am}^p & \omega_b^p \wedge \omega_{am}^p \\ \omega_a^p \wedge \omega_{mb}^p & \omega_m^p \wedge \omega_{mb}^p & \omega_b^p \wedge \omega_{mb}^p \end{bmatrix} \quad (34)$$

$$M_5 := \int_{Z_{ab}} \begin{bmatrix} \omega_a^q \wedge \omega_{am}^q & \omega_m^q \wedge \omega_{am}^q & \omega_b^q \wedge \omega_{am}^q \\ \omega_a^q \wedge \omega_{mb}^q & \omega_m^q \wedge \omega_{mb}^q & \omega_b^q \wedge \omega_{mb}^q \end{bmatrix} \quad (35)$$

$$M_6 := \int_{\partial Z_{ab}} \begin{bmatrix} \omega_a^q |_{\partial Z} \\ \omega_m^q |_{\partial Z} \\ \omega_b^q |_{\partial Z} \end{bmatrix} \wedge [\omega_a^p |_{\partial Z} \ \omega_m^p |_{\partial Z} \ \omega_b^p |_{\partial Z}]. \quad (36)$$

We then have the following expressions for the distributed and boundary power.

Proposition 4. *The projections (24) and (27) with f^s defined by (25) achieve that*

1. *the distributed power*

$$P_{ab}^s := \int_{Z_{ab}} e_{ab}^p \wedge f_{ab}^p + e_{ab}^q \wedge f_{ab}^q = e^{s\top} f^s \quad (37)$$

if and only if

$$e^s = M_e v \quad \text{where } M_e = \begin{bmatrix} M_4 & 0 \\ 0 & M_5 \end{bmatrix}. \quad (38)$$

2. *the boundary power*

$$P_{ab}^b := - \int_{\partial Z_{ab}} e_{ab}^q |_{\partial Z_{ab}} \wedge e_{ab}^p |_{\partial Z_{ab}} = e^{e\top} f^e \quad (39)$$

if $f^e = M_u v$ and $e^e = M_y v$ where

$$M_u := \begin{bmatrix} 0 & 0 & 0 & -1 & 0 & 0 \\ 0 & 0 & 1 & 0 & 0 & 0 \end{bmatrix} \begin{bmatrix} M_6 & 0 \\ 0 & I \end{bmatrix} \quad (40a)$$

$$M_y := \begin{bmatrix} 1 & 0 & 0 & 0 & 0 & 0 \\ 0 & 0 & 0 & 0 & 0 & -1 \end{bmatrix} \begin{bmatrix} M_6 & 0 \\ 0 & I \end{bmatrix}. \quad (40b)$$

Proof. (1) *Substituting the expansions (24) and (27) in the definition of P_{ab}^s gives*

$$\int_{Z_{ab}} e_{ab}^p(z) \wedge f_{ab}^p(z) = \begin{bmatrix} e_{am}^p \\ e_{mb}^p \end{bmatrix}^\top \begin{bmatrix} f_{am}^p \\ f_{mb}^p \end{bmatrix},$$

$$\int_{Z_{ab}} e_{ab}^q(z) \wedge f_{ab}^q(z) = \begin{bmatrix} e_{am}^q \\ e_{mb}^q \end{bmatrix}^\top \begin{bmatrix} f_{am}^q \\ f_{mb}^q \end{bmatrix},$$

if and only if $e^s := \text{col}(e_{am}^p, e_{mb}^p, e_{am}^q, e_{mb}^q) = M_e v$ is defined through M_4 and M_5 as in (38). This yields (37).

(2) *Substitute the effort expansion (27) in the definition of the boundary power P_{ab}^b to obtain that $P_{ab}^b = - \text{col}(e_a^q, e_m^q, e_b^q)^\top M_6 \text{col}(e_a^p, e_m^p, e_b^p)$. Point m lies in the interior of Z_{ab} which, by (29), implies that $\omega_m |_{\partial Z} = 0$. Thus (29) implies that P_{ab}^b does not depend on the coefficient e_m^q . With $f^e := M_u v$, $e^e := M_y v$ and (40) it then follows that $P_{ab}^b = v^\top M_y^\top M_u v = e^{e\top} f^e$ which is (39).*

With the pairing (22), Proposition 4 therefore establishes the power balance

$$\langle (e_{ab}^p, e_{ab}^q, e_{ab}^b) | (f_{ab}^p, f_{ab}^q, f_{ab}^b) \rangle_{ab} = e^{s\top} f^s + e^{e\top} f^e.$$

The choice of boundary port variables (f^e, e^e) as defined through (40) is certainly not unique in establishing item 2 of Proposition 4. Using Proposition 3 and Proposition 4, all efforts and flows of the approximate model can now be expressed in terms of the coefficients v by setting

$$\begin{bmatrix} f^s \\ e^e \end{bmatrix} = \begin{bmatrix} M_f \\ M_y \end{bmatrix} v =: E^\top v; \quad \begin{bmatrix} e^s \\ f^e \end{bmatrix} = \begin{bmatrix} M_e \\ M_u \end{bmatrix} v =: F^\top v \quad (41)$$

where M_f, M_e, M_y and M_u are defined in (33), (38) and (40). Thus, $f^s \in \mathcal{F}_s := \mathbb{R}^4$, $e^s \in \mathcal{E}_s := \mathbb{R}^4$, $f^e \in \mathcal{F}_e := \mathbb{R}^2$ and $e^e \in \mathcal{E}_e := \mathbb{R}^2$ and we have the following result.

Proposition 5. *If the system (17) is conservative, i.e., if $\sigma = 0$, then there exist shape functions in the expansions (24), (27) satisfying (26) and (29) such that $M_1 = 0$ and*

$$\mathcal{D}_{ab} := \text{Im} \begin{bmatrix} E^\top \\ F^\top \end{bmatrix} = \text{Ker} \begin{bmatrix} F & E \end{bmatrix} \quad (42)$$

is a finite-dimensional constant Dirac structure in the sense of Definition 1 with respect to the pairing $\langle (e^s, e^e), (f^s, f^e) \rangle = e^{s^\top} f^s + e^{e^\top} f^e$.

Proof. *The proof in Appendix B shows that the properties of a Dirac structure, namely $FE^\top + EF^\top = 0$ and $\text{rank} \begin{bmatrix} F & E \end{bmatrix} = \dim \mathcal{F}$ hold.*

Proposition 5 establishes the requirement (23) on the composite system. We emphasize that the proof is constructive in the choice of the shape functions.

4.2. Hamiltonian of the component systems

To meet Requirement 2, define the expansions

$$p_{ab}(z) = p_{am} \omega_{am}^p(z) + p_{mb} \omega_{mb}^p(z) \quad (43a)$$

$$q_{ab}(z) = q_{am} \omega_{am}^q(z) + q_{mb} \omega_{mb}^q(z) \quad (43b)$$

in the coefficient vectors $p := \text{col}(p_{am}, p_{mb})$ and $q := \text{col}(q_{am}, q_{mb})$ where the shape functions coincide with the ones in (24) and satisfy (26). Define the Hamiltonian function $H_{ab} : \mathcal{X}_{ab} \rightarrow \mathbb{R}$ on the state space $\mathcal{X}_{ab} := \mathbb{R}^4$ as

$$H_{ab}(p, q) := H_{ab}^p(p) + H_{ab}^q(q) \quad (44)$$

where $H_{ab}^p(p) := \int_{Z_{ab}} \mathcal{H}_p(p_{ab})$, $H_{ab}^q(q) := \int_{Z_{ab}} \mathcal{H}_q(q_{ab})$ in which p_{ab} and q_{ab} satisfy (43) and the energy distribution \mathcal{H} is decomposed as in (13). It thus follows that $H_{ab}(p, q) = \int_{Z_{ab}} \mathcal{H}(p_{ab}, q_{ab})$ showing that (44) matches the Hamiltonian H of the distributed system when restricted to a 4 dimensional subspace of energy variables locally defined on Z_{ab} .

4.3. State space representation of component systems

As stated in Section 2, the Dirac structure \mathcal{D}_{ab} and the Hamiltonian function H_{ab} fully define the dynamics of the component system through the implicit relation

$$(-\dot{x}(t), \delta_x H_{ab}(x(t)), f^e(t), e^e(t)) \in \mathcal{D}_{ab}, \quad t \geq 0.$$

The matrices (40) are chosen such that F in (41) is non-singular. As a consequence, an explicit and unconstrained input-state-output representation of the component system is obtained with $f^e = u$ the input and $e^e = y$ the output:

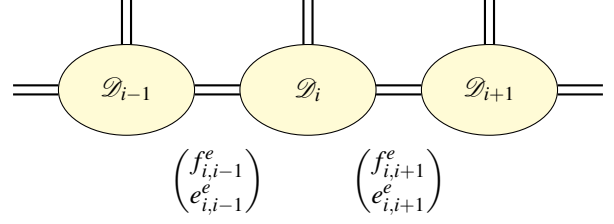


Figure 1: Composition of Dirac structures

Proposition 6. *The matrix F in (33) is non-singular and the quadruple (A, B, C, D) defined as*

$$\begin{bmatrix} -A & -B \\ C & D \end{bmatrix} := E^\top F^{-\top} = \begin{bmatrix} M_f \\ M_y \end{bmatrix} \begin{bmatrix} M_e \\ M_u \end{bmatrix}^{-1} \quad (45)$$

satisfies (6). Moreover, with H_{ab} as defined in (44) and state $x = \text{col}(p, q)$ the system

$$\Sigma_{ab} : \begin{cases} \dot{x} &= A \frac{\partial H_{ab}}{\partial x}(x) + Bu \\ y &= C \frac{\partial H_{ab}}{\partial x}(x) + Du \end{cases}$$

is a 4th order port-Hamiltonian system of the form (5).

Proof. *The result is an immediate consequence of the Dirac structure from Proposition 5 and is obtained by eliminating v from (41) through (45).*

4.4. The aggregated model

By Proposition 6, each element Z_{a_i, b_i} , $i = 1, \dots, N$ in the partition of Z defines a port-Hamiltonian system $\Sigma_i := \Sigma_{ab, i}$ defined by the Dirac structure $\mathcal{D}_i := \mathcal{D}_{ab, i}$ set in (42) and the Hamiltonian $H_{ab, i} : \mathcal{X}_{ab, i} \rightarrow \mathbb{R}$ defined in (44). The port-Hamiltonian structure of the aggregated model is an immediate consequence of the composition property of the Dirac structure of the component systems $\Sigma_1, \dots, \Sigma_N$.

Specifically, the composition of two Dirac structures $\mathcal{D}' \subset (\mathcal{F}' \times \mathcal{F}^e) \times (\mathcal{E}' \times \mathcal{E}^e)$ and $\mathcal{D}'' \subset (\mathcal{F}'' \times \mathcal{F}^e) \times (\mathcal{E}'' \times \mathcal{E}^e)$ that share a common flow and effort space \mathcal{F}^e and \mathcal{E}^e is defined as

$$\mathcal{D}' \sqcap \mathcal{D}'' := \{(f', f'', e', e'') \mid \exists (f^e, e^e) \text{ such that } (f', f^e, e', e^e) \in \mathcal{D}' \text{ and } (f'', -f^e, e'', e^e) \in \mathcal{D}''\}.$$

Here, the minus sign establishes that power $\langle f^e \mid e^e \rangle$ entering \mathcal{D}' over the shared port is the negative of the power entering \mathcal{D}'' , making the interconnection neutral over the shared port variables. It is easily seen that the composition $\mathcal{D}' \sqcap \mathcal{D}''$ is again a Dirac structure with respect to the bi-linear pairing (1).

In the construction of the aggregated model, we distinguish between external and internal boundaries.

The external boundary of Σ_i is the (possibly empty) set $\partial Z \cap \partial Z_{a_i, b_i}$. The internal boundary of Σ_i is $\partial Z_{a_i, b_i} \setminus \partial Z$. If Σ_i has internal boundaries, then $Z_{a_{i-1}, b_{i-1}}$ and/or $Z_{a_{i+1}, b_{i+1}}$ can be assumed neighbouring elements to Z_{a_i, b_i} in the sense that $a_{i-1} < b_{i-1} = a_i < b_i = a_{i+1} < b_{i+1}$. Then Σ_{i-1} and Σ_i have the internal boundary point $b_{i-1} = a_i$ in common, while Σ_i and Σ_{i+1} have the common internal boundary point $b_i = a_{i+1}$. Let \mathcal{D}_{i-1} , \mathcal{D}_i and \mathcal{D}_{i+1} be the associated Dirac structures of these systems, respectively. Then the external port variables (f_i^e, e_i^e) of \mathcal{D}_i are partitioned with the internal boundary points a_i and b_i as

$$f_i^e = \begin{bmatrix} f_{i,i-1}^e \\ f_{i,i+1}^e \end{bmatrix} \in \mathbb{R}^2, \quad e_i^e = \begin{bmatrix} e_{i,i-1}^e \\ e_{i,i+1}^e \end{bmatrix} \in \mathbb{R}^2$$

where $(f_{i,i-1}^e, e_{i,i-1}^e)$ and $(f_{i,i+1}^e, e_{i,i+1}^e)$ denote the port variables of Σ_i (equivalently \mathcal{D}_i) at the points a_i and b_i of the domain Z_{a_i, b_i} , respectively. See Figure 1. At the external boundary points, one simply matches the boundary port variables (f^b, e^b) defined in (17) or (19).

By composing all N elements of the partitioning of Z , one infers a Dirac structure

$$\mathbb{D}_N := \mathcal{D}_1 \sqcap \dots \sqcap \mathcal{D}_N$$

of the aggregate system. The Hamiltonian function $H_N : \Pi_{i=1}^N \mathcal{X}_{ab,i} \rightarrow \mathbb{R}$ is defined as the total energy $H_N(x_1, \dots, x_N) := \sum_{i=1}^N H_{ab,i}(x_i)$. This construction results in a system with the following properties.

Theorem 1. *For every $N > 0$, the aggregated system $\Sigma_N := (\mathbb{D}_N, H_N, \mathbb{R}^{4N}, \mathbb{R}^2)$ is a $4N$ th order port-Hamiltonian system that satisfies Requirement 1 and Requirement 2 of Section 2.*

State space representations of Σ_N directly follow from Proposition 6 and are sparse. In particular, the kernel representation (42) defines implicit state space models $0 = F \operatorname{col}(\partial_x H_{ab}, u) + E \operatorname{col}(-\dot{x}, y)$ of the component systems which, using (41), gives a sparsity index (ratio of zero and non-zero entries) of at least $1 - \frac{6}{6N-2}$ in the aggregate model.

5. Simulation example

This section illustrates the discretization method described in this paper on the example of a lossless transmission line. The spatial-temporal voltage and current behavior of a lossless transmission line is described by

$$\frac{\partial V}{\partial z} = -L \frac{\partial I}{\partial t}, \quad \frac{\partial I}{\partial z} = -C \frac{\partial V}{\partial t}$$

where $V(t, z)$ and $I(t, z)$ denote voltage and current at time $t \geq 0$ and position $z \in Z := [0, \ell]$ in a transmission

line of length ℓ with distributed capacitance and inductance $C(z)$ and $L(z)$. These equations can be written in port-Hamiltonian form [30] by defining magnetic flux and charge distributions p and q as state variables and by introducing the Hamiltonian function

$$H(p, q) = \frac{1}{2} \int_0^\ell \left[\frac{1}{C(z)} q \wedge \star q + \frac{1}{L(z)} p \wedge \star p \right].$$

This gives a lossless distributed parameter port-Hamiltonian model (17) with $(n, n_p, n_q) = (1, 1, 1)$, $\sigma = 0$ and where the variational derivatives $e^p := \delta_p H(p, q) = I$ and $e^q := \delta_q H(p, q) = V$ denote current and voltage in the line and $(f^b, e^b) = (I|_{\partial Z}, V|_{\partial Z})$ denote the current and voltage at either of the end-points of the line.

We let $\ell = 10$ and assume uniform capacitance $C(z) = C = 10^{-2}$ and uniform inductance $L(z) = L = 1$. Inputs and outputs are chosen from the boundary variables (f^b, e^b) according to

$$u(t) = \begin{bmatrix} V(t, 0) \\ I(t, \ell) \end{bmatrix}, \quad y(t) = \begin{bmatrix} -I(t, 0) \\ V(t, \ell) \end{bmatrix}$$

where the input $u(t)$ is set as

$$V(t, 0) = \begin{cases} \sin(\pi t) & \text{for } 0 \leq t \leq 2 \\ 0 & \text{for } t > 2 \end{cases}, \quad I(t, \ell) = 0$$

i.e., a one period sinusoidal voltage excitation is applied on the left-end, while the right-end of the transmission line is open. The geometry $Z = [0, \ell]$ is partitioned in $N = 20$ equal line segments of length ℓ/N . The aggregated model Σ_{20} of Theorem 1 has been constructed and has state dimension $4N = 80$. Figure 2a shows a time evolution of the approximated Hamiltonian. Since the input voltage has compact support in the time interval $[0, 2]$, power is only delivered to the transmission line in the first 2 seconds, after which the internal energy remains constant because of the lossless characteristics of the transmission line. The approximate model clearly shows this property in Figure 2a. In order to verify whether the approximate system is indeed conservative we determine the time evolution of the power supplied to the circuit. This is computed by taking the time derivative of the Hamiltonian and by computing the pointwise product of the inputs and outputs of the system. Since the transmission line is lossless, (7) becomes an equality $\frac{dH}{dt} = \langle y(t) | u(t) \rangle$ for $t \geq 0$. In Figure 2b the blue line and the red line correspond to the time derivative of the Hamiltonian and the computed power $\langle y(t) | u(t) \rangle$ in the aggregated model. The exact matching of the evolutions in Figure 2b shows that the aggregated model is indeed conservative and that the power balance is correctly preserved.

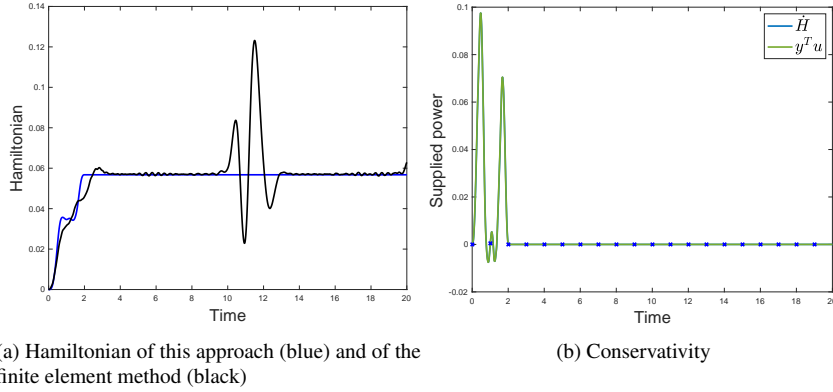


Figure 2: Preservation of the power balance

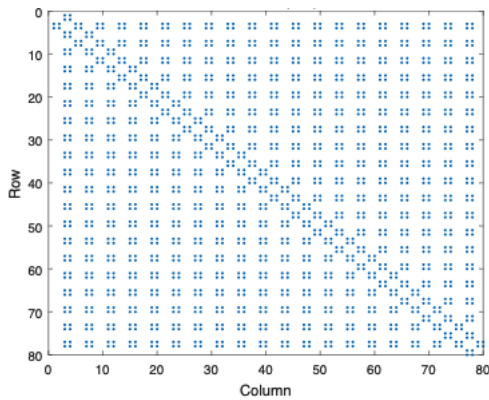


Figure 3: Sparsity of the state evolution matrix A ; each dot represents a non-zero term

Even though there is a feedthrough term in the approximate model Σ_{20} , the state space representation of the interconnected system has sparse matrices. In this simulation, the state evolution matrix $A \in \mathbb{R}^{80 \times 80}$ has a sparsity index of $\frac{4720}{80 \cdot 80} = 0.7375$. That is, almost three out of four entries vanish in the approximate model representation. Evidently, this index is beneficial for the scalability of the method when partition refinements are applied. The sparsity structure of the state evolution matrix A is illustrated in Figure 3.

As a comparison, the same example implemented in the Partial Differential Equation Toolbox of Matlab, involves a classical Finite Element Method (FEM). Both simulations show that the voltage and current behave as a propagating sinusoidal wave, which reflects when reaching the (right) end of the transmission line. However, in the FEM there is an overshoot when the wave reaches the end of the transmission line which causes peaks in the Hamiltonian (black line in Figure 2a), indicating that the power balance is not preserved

in the FEM. Both methods show some high frequent oscillations, where the amplitude of the oscillations is approximately 2.3 times higher for the method proposed here than for the FEM. This is probably caused by numerical errors. As expected, for both models an increasing number of line segments yields smoother wave patterns.

6. Conclusions

This paper proposes a general method for approximating a port-Hamiltonian distributed parameter system on a 1D geometry by an aggregated interconnection of N finite dimensional port-Hamiltonian systems. It is shown that an aggregated approximate model can be constructed that (i) inherits the Dirac structure of the distributed parameter model after projecting effort and flow spaces to finite dimensional subspaces, (ii) admits a Hamiltonian that coincides with the restriction of the Hamiltonian of the distributed parameter model on a finite dimensional subspace of the state of the distributed model. The aggregate model is port-Hamiltonian, of order $4N$ and preserves local and global power balances. It is lossless, linear, nonlinear, whenever the distributed parameter model is lossless, linear, nonlinear. It maintains the physical relevance of the energy density of the distributed model, and its state representation is sparse.

The theoretical development is based on the abstract differential geometric setting of flow and effort variables of a generic one-dimensional nonlinear distributed parameter model in port-Hamiltonian form. The introduction of a mid-point m in every element of the partition is an enabler to provide sufficient degrees of freedom in the design to meet the requirements of the aggregate model. Without the mid-point, it is not possible to meet the two requirements simultaneously. It

is conjectured that this idea allows extensions to larger dimensional manifolds. The proposed method leaves freedom in the choice of shape functions defined on the manifold. Constructive examples of suitable shape functions in a one-dimensional geometry are given in Appendix A. Since shape functions have compact support on all elements of the partitioning, the state representation of the aggregate model is sparse. A simulation example clearly illustrates the preservation of the power and energy balance in a lossless transmission line, the sparsity of the state space representation of the approximate model, and the exact preservation of energy despite the numerical difficulty in simulating lossless systems.

The method presented here preserves Dirac structures after spatial discretization and leaves time as a continuous variable. Extensions to discretizing both space and time can be based on the same Dirac structure, but are left as an important challenge. Additional challenges include questions on convergence of the Hamiltonian function H_N and the aggregated model Σ_N as $N \rightarrow \infty$.

References

- [1] E. Hairer, C. Lubich, and G. Wanner, *Geometric numerical integration: structure-preserving algorithms for ordinary differential equations*, vol. 31. Springer, 2006.
- [2] K. Feng and M. Qin, *Symplectic Geometric Algorithms for Hamiltonian Systems*. Springer, 2010.
- [3] P. Kotyczka, *Numerical Methods for Distributed Parameter Port-Hamiltonian Systems: Structure-Preserving Approaches for Simulation and Control*. PhD thesis, Technical University of Munich, 2019.
- [4] L. Chew, "Guaranteed-Quality Delaunay Meshing in 3D," in *Proc. of the thirteenth annual Symposium on Computational Geometry*, pp. 391–393, 1997.
- [5] X.-Y. Li and S.-H. Teng, "Generating Well-Shaped Delaunay Meshes in 3D," in *SODA Proc. of the ACM-SIAM symposium on Discrete algorithms*, pp. 28–37, 2001.
- [6] P. Alliez, D. Cohen-steiner, and M. Yvinec, "Variational Tetrahedral Meshing," in *ACM SIGGRAPH*, 2005.
- [7] S. Krist, R. Biedron, and C. Rumsey, "Spatial Discretization," *CFL3D User's Manual (Version 5.0)*, vol. 1, pp. 239–250, 1997.
- [8] U. Ascher and L. Petzold, *Computer methods for ordinary differential equations and differential-algebraic equations*, vol. 61. SIAM, 1998.
- [9] C. Johnson, *Numerical solution of partial differential equations by the finite element method*. Courier, 2012.
- [10] T. Courant, "Dirac manifolds," *Transactions of the American Mathematical Society*, vol. 319, pp. 631–661, 1990.
- [11] I. Dorfman, "Dirac structures of integrable evolution equations," *Physics Letters A*, vol. 125, pp. 240–246, 1987.
- [12] I. Dorfman, *Dirac Structures and Integrability of Non-linear Evolution Equations*. John Wiley, 1993.
- [13] B. Jacob and H. Zwart, *Linear port-Hamiltonian systems on infinite-dimensional spaces*, vol. 223. Birkhauser, 2012.
- [14] V. Duindam, A. Macchelli, S. Stramigiolo, and H. Brynincx, *Modeling and Control of Complex Physical Systems: The Port-Hamiltonian Approach*. Springer, 2014.
- [15] A. J. Van Der Schaft and B. M. J. Maschke, "Hamiltonian formulation of distributed-parameter systems with boundary energy flow," *Journal of Geometry and Physics*, vol. 42, no. 1-2, pp. 166–194, 2002.
- [16] R. Rashad, F. Califano, A. van der Schaft, and S. Stramigioli, "Twenty years of distributed port-hamiltonian systems: a literature review," *IMA Journal of Mathematical Control and Information*, vol. 37, no. 4, pp. 1400–1422, 2020.
- [17] H. Yoshimura and J. E. Marsden, "Dirac structures in Lagrangian mechanics, I. Implicit Lagrangian systems," *Journal of Geometry and Physics*, vol. 57, p. 133–156, 2006.
- [18] J. Villegas, *A Port-Hamiltonian Approach to Distributed Parameter Systems*. PhD thesis, University of Enschede, 2007.
- [19] J. Cervera, A. van der Schaft, and A. Baños, "Interconnection of port-hamiltonian systems and composition of dirac structures," *Automatica*, vol. 43, no. 2, pp. 212–225, 2007.
- [20] O. Farle, D. Klis, M. Jochum, O. Floch, and R. Dyczij-Edlinger, "A port-hamiltonian finite-element formulation for the maxwell equations," in *International Conference on Electromagnetics in Advanced Applications*, pp. 324–327, IEEE, 2013.
- [21] V. Talasila, J. Clemente-Gallardo, and A. Van Der Schaft, "Geometry and hamiltonian mechanics on discrete spaces," *Journal Physics A*, vol. 37, pp. 9705–9734, 2004.
- [22] V. Talasila, J. Clemente-Gallardo, and A. Van Der Schaft, "Discrete port-hamiltonian systems," *Systems and Control Letters*, vol. 55, no. 6, p. 478–486, 2006.
- [23] M. Šešlija, J. M. A. Scherpen, and A. J. Van Der Schaft, "A discrete exterior approach to structure-preserving discretization of distributed-parameter port-Hamiltonian systems," *Proc. of the IEEE Conference on Decision and Control*, vol. 62, no. 6, pp. 7003–7008, 2011.
- [24] M. Šešlija, J. M. A. Scherpen, and A. J. Van Der Schaft, "Explicit simplicial discretization of distributed-parameter port-Hamiltonian systems," *Automatica*, vol. 50, no. 2, pp. 369–377, 2014.
- [25] P. Kotyczka and L. Lefèvre, "Discrete-time port-hamiltonian systems based on Gauss-Legendre collocation," *IFAC Online Conference Paper Archive*, vol. 51, no. 3, pp. 125–130, 2018.
- [26] P. Kotyczka, B. Maschke, and L. Lefèvre, "Weak form of stokes-dirac structures and geometric discretization of port-hamiltonian systems," *Journal of Computational Physics*, vol. 361, p. 442–476, 2018.



Figure 4: Dependencies

- [27] A. Serhani, D. Matignon, and G. Haine, “A partitioned finite element method for the structure-preserving discretization of damped infinite-dimensional port-hamiltonian systems with boundary control,” in *International Conference on Geometric Science of Information*, pp. 549–558, Springer, 2019.
- [28] A. Macchelli, “Passivity-based control of implicit port-hamiltonian systems,” *SIAM Journal on Control and Optimization*, vol. 52, no. 4, p. 2422–2448, 2014.
- [29] F. Cardoso-Ribeiro, D. Matignon, and L. Lefèvre, “A structure-preserving partitioned finite element method for the 2d wave equation,” *IFAC papers online*, vol. 51, no. 3, pp. 119–124, 2018.
- [30] G. Golo, V. Talasila, A. Van der Schaft, and B. Maschke, “Hamiltonian discretization of boundary control systems,” *Automatica*, vol. 40, no. 5, pp. 757–771, 2004.
- [31] A. Macchelli, S. Stramigioli, and C. Melchiorri, “Port-based finite element model of a flexible link,” in *IFAC Proc. Volumes*, vol. 40, p. 158–163, 2007.
- [32] T. Voss and J. Scherpen, “Structure preserving port-hamiltonian discretization of a 1D inflatable space reflector,” in *European Control Conference*, pp. 850–855, 2009.
- [33] T. Voss and J. M. Scherpen, “Structure preserving spatial discretization of a 1D piezoelectric timoshenko beam,” *Multiscale Modeling & Simulation*, vol. 9, no. 1, pp. 129–154, 2011.
- [34] T. Voss and S. Weiland, “Structure preserving spatial discretization of 1D convection-diffusion port-Hamiltonian systems,” in *50th Conference on Decision and Control and European Control Conference*, pp. 6979–6984, IEEE, 2011.
- [35] L. Bassi, A. Macchelli, and C. Melchiorri, “An algorithm to discretize one-dimensional distributed port hamiltonian systems,” in *Lagrangian and Hamiltonian methods for nonlinear control*, pp. 61–73, Springer, 2007.
- [36] H. Bansal, S. Weiland, L. Iapichino, W. Schilders, and N. Van De Wouw, “Structure preserving discretization of two-phase flow models,” in *Proc. of the IEEE Conference on Decision and Control*, pp. 5062–5067, 2020.
- [37] B. Tiemersma, “Port-Hamiltonian Discretization of Maxwell’s Equations in 2D,” Master’s thesis, Eindhoven University of Technology, The Netherlands, 2016.

A. Construction of shape functions

This Appendix covers an explicit construction of the different shape functions that are defined in the expansions (24) and (27). The dependencies among the

shape functions are derived in the same way as explained in [30] and [37] and illustrated in Figure 4 where the indices $k \in \{am, mb\}$, $s \in \{am, mb\}$ and $l \in \{a, m, b\}$.

Similar as in [30], the functions $\omega_s^p(z)$ for $s \in \{am, mb\}$ are chosen as piecewise constant functions. Figure 4 then implies that $\omega_l^q(z)$ with $l \in \{a, m, b\}$ are affine zero-forms. Subsequently, the Hodge star operator implies that $\omega_k^q(z)$ for $k \in \{am, mb\}$ are one-forms with the same affine structure as $\omega_l^q(z)$. Finally, the top right arrow in Figure 4 implies that the zero-forms $\omega_l^p(z)$ with $l \in \{a, m, b\}$ become second order polynomials. The bottom arrow is not satisfied by these choices.

An explicit construction of the shape functions is as follows.

Definition of $\omega_s^p(z)$

The shape functions $\omega_s^p(z) \in \Lambda^1(Z)$ indexed by $s \in \{am, mb\}$ are normalized according to (26) and chosen piecewise constant one-forms according to

$$\omega_s^p(z) = \begin{cases} \frac{dz_1}{\int_{Z_s} dz_1} & \text{for } z \in Z_s \\ 0 & \text{for } z \notin Z_s, \end{cases} \quad (1)$$

where $s \in \{am, mb\}$. Let $m := \frac{1}{2}(a+b)$ be the middle point of the element Z_{ab} . Then by (1), $\omega_s^p(z)$ can be written as the one-form

$$\omega_s^p(z) = \begin{cases} \frac{2}{b-a} dz_1 & \text{for } z \in Z_s \\ 0 & \text{for } z \notin Z_s, \end{cases}$$

where $s \in \{am, mb\}$.

Definition of $\omega_l^q(z)$

By Figure 4, the functions $\omega_l^q(z)$ indexed by $l \in \{a, m, b\}$ then become affine zero-forms and satisfy the normalization conditions (29). A general affine zero-form reads as $f(z) = \alpha z + \beta$ in the two real-valued parameters α and β . With the two normalization requirements on ω_a^q and ω_b^q this defines α and β and sets

$$\omega_a^q(z) = -\frac{1}{b-a}(z-b), \quad \omega_b^q(z) = \frac{1}{b-a}(z-a). \quad (2)$$

The function ω_m^q satisfies three requirements and is chosen to be a non-smooth, non-differentiable zero-form, which is affine on the interval Z_{am} and affine on the interval Z_{mb} . It can be defined as

$$\omega_m^q(z) = \begin{cases} -\frac{2}{a-b}z + \frac{2a}{a-b} & \text{for } z \in Z_{am} \\ \frac{2}{a-b}z - \frac{2a}{a-b} & \text{for } z \in Z_{mb}. \end{cases}$$

Definition of $\omega_s^q(z)$

Again by Figure 4, $\omega_s^q(z)$ with $s \in \{am, mb\}$ are chosen as affine one-forms that satisfy the following four

requirements

$$\int_{Z_{s_1}} \omega_{s_2}^q = \begin{cases} 1 & \text{for } s_1 = s_2 \\ 0 & \text{for } s_1 \neq s_2, \end{cases}$$

where $s_1, s_2 \in \{am, mb\}$. Since a general affine one-form can be written as $f(z) = \alpha z + \beta dz_1$, there are two parameters to be determined from these two requirements. We infer

$$\omega_{am}^q(z) = \frac{1}{(a-b)^2} (-4z + a + 3b) dz_1,$$

$$\omega_{mb}^q(z) = \frac{1}{(a-b)^2} (4z - 3a - b) dz_1.$$

Definition of $\omega_l^p(z)$

By Figure 4, $\omega_l^p(z)$ for indices $l \in \{a, m, b\}$ become second order polynomials that satisfy

$$\omega_{l_1}^p(l_2) = \begin{cases} 1 & \text{for } l_1 = l_2 \\ 0 & \text{for } l_1 \neq l_2, \end{cases}$$

where $l_1, l_2 \in \{a, b\}$ and

$$\omega_m^p(l) = \begin{cases} 1 & \text{for } l = m \\ 0 & \text{for } l \neq 0, \end{cases}$$

where $l \in \{a, m, b\}$. These functions therefore assume the form $f(z) = \alpha z^2 + \beta z + \gamma$ in the three parameters α, β and γ . Since both ω_a^q and ω_b^q satisfy two normalization requirements, this is an underdetermined set of conditions. The condition

$$\omega_a^p(m) = \omega_b^p(m), \text{ and } 0 < \omega_a^p(m) < 1$$

imposes additional symmetry in the sense that ω_b^p is the same as ω_a^p mirrored at the line $z = m$ while the integral of ω_a^p on $[a, m]$ equals the integral of ω_b^p on the interval $[m, b]$. See Figure 5.

Solving this by setting $\omega_a^p(m) = \frac{1}{4}$ this gives

$$\omega_a^p(z) = \frac{1}{(a-b)^2} (z^2 - 2bz + b^2)$$

$$\omega_b^p(z) = \frac{1}{(a-b)^2} (z^2 - 2az + a^2)$$

$$\omega_m^p(z) = \frac{1}{(a-b)^2} (-4z^2 + 4(a+b)z - 4ab).$$

B. Proof of Proposition 5

By [14], to prove Proposition 5 it suffices to show that

1. $FE^\top + EF^\top = 0$ and
2. $\text{rank}[F | E] = \dim \mathcal{F}$.

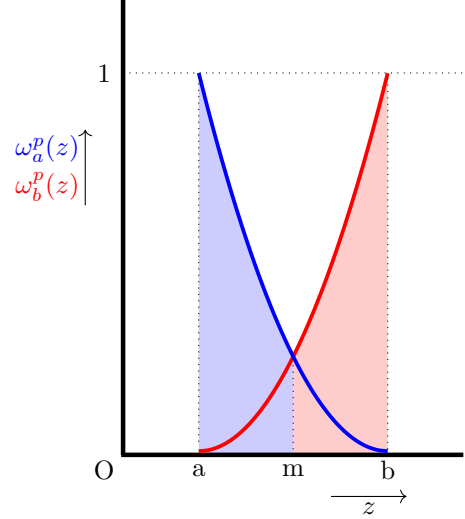


Figure 5: Area under $\omega_a^p(z)$ and under $\omega_b^p(z)$ are equal. Here $\int_{Z_{am}} \omega_a^p dz$ is given in light blue and $\int_{Z_{mb}} \omega_b^p dz$ is in light red

In the construction of Proposition 5, condition (2) is equivalent to $\text{rank}[F | E] = \dim(\mathcal{F}) = 6$ which is met.

To verify condition (1), recall that $FE^\top + EF^\top$ can be written as

$$\begin{aligned} FE^\top + EF^\top &= \\ &= [M_e^\top \quad M_u^\top] \begin{bmatrix} M_f \\ M_y \end{bmatrix} + [M_f^\top \quad M_y^\top] \begin{bmatrix} M_e \\ M_u \end{bmatrix} = \\ &= M_e^\top M_f + M_u^\top M_y + M_f^\top M_e + M_y^\top M_u. \end{aligned}$$

Using the expressions (33),(38) and substituting (31), (32), (34), (35), (36), (40) while setting $\sigma = 0$ (the system is conservative) yields that $M_1 = 0$ and

$$FE^\top + EF^\top = \begin{bmatrix} 0 & M_4^\top M_2 + M_3^\top M_5 + M_6^\top \begin{bmatrix} -1 & 0 & 0 \\ 0 & 0 & 0 \\ 0 & 0 & -1 \end{bmatrix} \\ * & 0 \end{bmatrix},$$

where the star * denotes the transpose of the top right entry. It thus suffices to show that

$M_4^\top M_2 + M_3^\top M_5 + M_6^\top \begin{bmatrix} -1 & 0 & 0 \\ 0 & 0 & 0 \\ 0 & 0 & -1 \end{bmatrix} = 0$. With M_6 as given in (36), it follows that

$$\begin{aligned} M_6^\top \begin{bmatrix} -1 & 0 & 0 \\ 0 & 0 & 0 \\ 0 & 0 & -1 \end{bmatrix} &= \\ \int_{\partial Z_{ab}} \begin{bmatrix} -\omega_a^q | \partial z \wedge \omega_a^p | \partial z & 0 & -\omega_b^q | \partial z \wedge \omega_a^p | \partial z \\ -\omega_a^q | \partial z \wedge \omega_m^p | \partial z & 0 & -\omega_b^q | \partial z \wedge \omega_m^p | \partial z \\ -\omega_a^q | \partial z \wedge \omega_b^p | \partial z & 0 & -\omega_b^q | \partial z \wedge \omega_b^p | \partial z \end{bmatrix} \end{aligned}$$

Since these shape functions satisfy (29), we can conclude this is equivalent to

$$M_6^\top \begin{bmatrix} -1 & 0 & 0 \\ 0 & 0 & 0 \\ 0 & 0 & -1 \end{bmatrix} = \begin{bmatrix} 1 & 0 & 0 \\ 0 & 0 & 0 \\ 0 & 0 & -1 \end{bmatrix}.$$

Next, the expressions for the shape functions derived in Appendix A are substituted in the matrices M_2, M_3, M_4, M_5 . An analytic, symbolic or numerical computation then reveals that

$$M_4^\top M_2 + M_3^\top M_5 = \begin{bmatrix} -1 & 0 & 0 \\ 0 & 0 & 0 \\ 0 & 0 & 1 \end{bmatrix}$$

showing that $FE^\top + EF^\top = 0$.