

# Probing the minimal $U(1)_X$ model at future electron-positron colliders via the fermion pair-production channel

Arindam Das,<sup>1,\*</sup> P. S. Bhupal Dev,<sup>2,†</sup> Yutaka Hosotani,<sup>3,‡</sup> and Sanjoy Mandal<sup>4,§</sup>

<sup>1</sup>*Department of Physics, Kyungpook National University, Daegu 41566, Korea*

<sup>2</sup>*Department of Physics and McDonnell Center for the Space Sciences,  
Washington University, St. Louis, MO 63130, USA*

<sup>3</sup>*Department of Physics, Osaka University, Toyonaka, Osaka 560-0043, Japan*

<sup>4</sup>*AHEP Group, Institut de Física Corpuscular,  
CSIC/Universitat de València, Parc Científic de Paterna.  
C/ Catedrático José Beltrán, 2 E-46980 Paterna (Valencia), Spain*

## Abstract

The minimal  $U(1)_X$  extension of the Standard Model (SM) is a well-motivated new physics scenario, where the anomaly cancellation requirement dictates the new neutral gauge boson ( $Z'$ ) couplings with the SM fermions in terms of two scalar charges ( $x_H$  and  $x_\Phi$ ). In this paper, we investigate the SM charged fermion pair production mechanism for different values of these scalar charges in the  $U(1)_X$  scenario at future electron-positron colliders, i.e.  $e^+e^- \rightarrow f\bar{f}$ . Apart from the standard photon and  $Z$  boson exchange for this process, this model features a  $t$ -channel (or both  $s$  and  $t$ -channel for  $f = e^-$ )  $Z'$ -boson exchange, which interferes with the SM processes. Considering the dilepton and dijet signatures from the heavy resonance we estimate the bounds on the  $U(1)_X$  coupling ( $g'$ ) and the  $Z'$  mass ( $M_{Z'}$ ). Considering the LEP-II results and prospective International Linear Collider (ILC) bounds on the effective scale for the four fermion interaction we estimate the reach on  $M_{Z'}/g'$  for different center of mass energies. We study the angular distributions, forward-backward ( $\mathcal{A}_{\text{FB}}$ ), left-right ( $\mathcal{A}_{\text{LR}}$ ) and left-right forward-backward ( $\mathcal{A}_{\text{LR,FB}}$ ) asymmetries of the  $f\bar{f}$  final states which can show substantial deviations from the SM results, even for a multi-TeV  $Z'$ . This provides a powerful complementary way to probe the heavy  $Z'$  parameter space beyond the direct reach of the Large Hadron Collider (LHC), as well as an effective way to determine the  $U(1)_X$  charges.

---

\* [dasarindamphysics@gmail.com](mailto:dasarindamphysics@gmail.com)

† [bdev@wustl.edu](mailto:bdev@wustl.edu)

‡ [hosotani@het.phys.sci.osaka-u.ac.jp](mailto:hosotani@het.phys.sci.osaka-u.ac.jp)

§ [smandal@ific.uv.es](mailto:smandal@ific.uv.es)

## I. INTRODUCTION

The solid foundation of the SM has received an unanimous acceptance over the decades, however, there are many open questions which are allowing us to think beyond. The discovery of the Higgs boson [1, 2] is another fundamental observation which has opened a variety of directions in the name of precision studies, invisible decays, etc. New physics searches are taking place in the energy frontier, however, hitherto there is no such signal. On the other hand, in the tiniest sector of the SM, commonly known as the neutrinos has manifested the existence of a very small mass and flavor mixing [3–18]. As the SM can not explain such a scenario, it was indicated that the extension of the SM is necessary. This allowed to predict a plethora of new physics or beyond the SM (BSM) scenarios with a variety of interesting phenomenological aspects [19–26]. Such scenarios are under the critical experimental studies. The estimation of the relic abundance of the Dark Matter (DM) [27] is another important issue which is not included within the SM. Such an observation allows us to extend the SM further, however, the nature of the DM candidate is unknown. Therefore new physics search is an important aspect at the energy frontier.

To encompass the above aspects of the new physics scenarios, a simple extension of the SM can be studied. In this case the SM is extended by an additional U(1) gauge symmetry. Such a scenario comes with an additional neutral gauge boson which is commonly known as the  $Z'$  boson- being a center of interest over a period of time [28–60] due to its wide range of phenomenological aspects. There are many examples like Left-Right symmetric model [61–69], theories of grand unification based on the gauge groups SO(10) [70–75] and  $E_6$  [76–78] where the  $Z'$  boson is associated with the original gauge symmetry.  $Z'$  bosons inevitably appear in the gauge-Higgs unification scenario as well in which the Higgs boson is identified with a part of the fifth dimensional component of gauge fields. Kaluza-Klein (KK) excited modes of the photon and  $Z$  boson become  $Z'$  bosons. In these cases, the larger gauge group breaks into the SM one [79–86]. In the recent past  $Z'$  boson is being searched by the ATLAS and CMS collaborations at the LHC at the 8 TeV [87–89] and 13 TeV [90, 91] center of mass energies. The most stringent bounds on the  $Z'$  have been obtained on its production cross section times branching ratio from the dilepton final state. To study the bounds on the  $Z'$  boson at the LHC, the CMS and ATLAS collaboration used a so-called sequential SM where the couplings of the  $Z'$  boson with the fermions are exactly same as

those between the SM  $Z$  boson and the fermions. We interpret the recent bounds in our study comparing the dilepton production cross sections.

Phenomenological implications of the  $Z'$  boson in the  $U(1)_X$  extended model are enormous. They can be best explored in fermion pair production processes in  $e^-e^+$  collisions. Quarks and leptons couple to the  $Z'$  boson with modest or large strength. Furthermore, large parity violation in the couplings leads to distinct interference effects in the process  $e^-e^+ \rightarrow f\bar{f}$ . We will show later that even if the  $Z'$  boson is as heavy as 5 TeV or more, large deviations from the SM in the angular distributions, forward-backward asymmetries, left-right asymmetries and left-right forward-backward asymmetries can be seen at the proposed  $e^-e^+$  collider or ILC with  $\sqrt{s} = 250$  GeV, 500 GeV and 1 TeV. Similar consequences have been predicted in the  $SO(5) \times U(1) \times SU(3)$  gauge-Higgs unification formulated in the Randall-Sundrum warped space in which the KK modes of the photon,  $Z$  boson, and  $Z_R$  boson play the role of  $Z'$  bosons [46, 52].

In this paper we investigate a general but minimal  $U(1)_X$  extension of the SM where in addition to the SM particles, three generations of right handed neutrinos and a  $U(1)_X$  Higgs field- singlet under the SM gauge group- are included. The  $U(1)_X$  charge assignment for the fermions in this scenario is generation independent which makes the model free from all gauge and gravitational anomalies. Reproducing the Yukawa structure of the SM we find that the  $U(1)_X$  symmetry can be identified as the linear combination of the  $U(1)_Y$  in SM and the  $U(1)_{B-L}$  gauge groups [92–94]. Hence the  $U(1)_X$  scenario is the generalization of the  $U(1)_{B-L}$  extension of the SM [95–111]. Due to the presence of the  $Z'$  boson under the gauged  $U(1)$  extension, the model shows a varieties of interesting features at the high energy colliders, specially at the the  $e^-e^+$  collider. In the line of [52], we investigate the production of the charged fermions of the SM at the  $e^-e^+$  collider from the  $Z'$  mediated process under the  $U(1)_X$  model and test different observables including the forward-backward asymmetry ( $\mathcal{A}_{FB}$ ), left-right asymmetry ( $\mathcal{A}_{LR}$ ) and forward-backward left-right asymmetry ( $\mathcal{A}_{LR,FB}$ ). However, in the  $U(1)_X$  scenario the interesting features are evolved from the general charge assignment of the particles after the anomaly cancellations. It helps to distinguish a variety of phenomenological aspects at the collider searches of this scenario which will be thoroughly discussed in this paper. Additionally we consider different levels of the center of mass energies starting from 250 GeV to 3 TeV involving 500 GeV and 1 TeV as intermediates steps. We constrain the  $U(1)_X$  gauge coupling ( $g'$ ) from the recent searches of the  $Z'$  boson at the LHC

to select prospective benchmarks to study at the colliders [90, 91].

There is another interesting scenario in the  $U(1)_X$  model where we consider the  $e^-e^+ \rightarrow e^-e^+$  process mediated by the photon,  $Z$  and  $Z'$  bosons. The  $s$  channel and  $t$  channel processes and the interferences will exhibit the effect of the  $Z'$  boson and its coupling with the electron. The effect of  $Z'$  will give an additional contribution in the very well known Bhabha scattering [112–118]. We explore the presence of  $Z'$  through the general couplings measuring the deviations in the differential and total cross sections from the SM results. We estimate the left-right asymmetry and compare with the theoretically estimated statistical error.

Our article is organized as follows. We discuss about the model including the decay modes of the  $Z'$ , relative couplings and the constraints on the  $U(1)_X$  gauge coupling in Sec. II. We calculate the corresponding observables of the model to test at the  $e^-e^+ \rightarrow f\bar{f}$  process at the  $e^-e^+$  colliders for  $f \neq e$  in Sec. III. The detailed analysis on the fermion pair productions are given in Sec. IV. We discuss the Bhabha scattering in the Sec. V. Finally we conclude the article in Sec. VI.

## II. MODEL

We investigate a simple gauged  $U(1)_X$  extension of the SM- based on  $SM \otimes U(1)_X$  where three generations of the RHNs are introduced to cancel the gauge and gauge-gravity anomalies. In this setup we consider a minimal  $U(1)$  extension of the SM with a general charge assignment. The  $U(1)_X$  charge assignments of the SM entries can be expressed as the linear combination of the  $U(1)_Y$  and B–L hyper-charges after the anomaly cancellation. In addition to this there exists an SM singlet scalar ( $\Phi$ ) which participates in the neutrino mass generation mechanism through the seesaw mechanism. The Yukawa interaction between  $\Phi$  and the three generations of the RHNs generates the Majorana mass term after the breaking of the  $U(1)_X$  symmetry. The three generations of the RHNs have another important role in the model structure which allows us to cancel the anomalies. The RHNs couples with the SM lepton ( $\ell_L$ ) and Higgs ( $H$ ) doublets to generate the Dirac Yukawa coupling which further participates in the seesaw mechanism to generate the non-zero but small light neutrino masses. The particle content of the model is given in Tab. I. The charge assignments for the fermions are independent of the generation in this scenario [92]. Hence we use these charges



	SU(3) <sub>c</sub>	SU(2) <sub>L</sub>	U(1) <sub>Y</sub>	U(1) <sub>X</sub>
$q_L^i$	<b>3</b>	<b>2</b>	$\frac{1}{6}$	$x'_q = \frac{1}{6}x_H + \frac{1}{3}x_\Phi$
$u_R^i$	<b>3</b>	<b>1</b>	$\frac{2}{3}$	$x'_u = \frac{2}{3}x_H + \frac{1}{3}x_\Phi$
$d_R^i$	<b>3</b>	<b>1</b>	$-\frac{1}{3}$	$x'_d = -\frac{1}{3}x_H + \frac{1}{3}x_\Phi$
$\ell_L^i$	<b>1</b>	<b>2</b>	$-\frac{1}{2}$	$x'_\ell = -\frac{1}{2}x_H - x_\Phi$
$e_R^i$	<b>1</b>	<b>1</b>	-1	$x'_e = -x_H - x_\Phi$
$N_R^i$	<b>1</b>	<b>1</b>	0	$x'_\nu = -x_\Phi$
$H$	<b>1</b>	<b>2</b>	$-\frac{1}{2}$	$-\frac{x_H}{2} = -\frac{x_H}{2}$
$\Phi$	<b>1</b>	<b>1</b>	0	$2x_\Phi = 2x_\Phi$

TABLE I. Particle content of the minimal U(1)<sub>X</sub> model where  $i(= 1, 2, 3)$  represents the family index. The scalar charges  $x_H, x_\Phi$  are the real parameters. The U(1)<sub>X</sub> gauge coupling is a free parameter in this model. The B–L case can be obtained with the choice  $x_H = 0$  and  $x_\Phi = 1$ .

to deduce the gauge and mixed gauge-gravity anomaly cancelation conditions:

$$\begin{aligned}
\text{U}(1)_X \otimes [\text{SU}(3)_c]^2 & : & 2x'_q - x'_u - x'_d &= 0, \\
\text{U}(1)_X \otimes [\text{SU}(2)_L]^2 & : & 3x'_q + x'_\ell &= 0, \\
\text{U}(1)_X \otimes [\text{U}(1)_Y]^2 & : & x'_q - 8x'_u - 2x'_d + 3x'_\ell - 6x'_e &= 0, \\
[\text{U}(1)_X]^2 \otimes \text{U}(1)_Y & : & x_q'^2 - 2x_u'^2 + x_d'^2 - x_\ell'^2 + x_e'^2 &= 0, \\
[\text{U}(1)_X]^3 & : & 6x_q'^3 - 3x_u'^3 - 3x_d'^3 + 2x_\ell'^3 - x_\nu'^3 - x_e'^3 &= 0, \\
\text{U}(1)_X \otimes [\text{grav.}]^2 & : & 6x'_q - 3x'_u - 3x'_d + 2x'_\ell - x'_\nu - x'_e &= 0. \quad (1)
\end{aligned}$$

To introduce the fermion mass terms and the flavor mixings we introduce the Yukawa interactions as

$$\mathcal{L}^{\text{Yukawa}} = -Y_u^{\alpha\beta} \bar{q}_L^\alpha H u_R^\beta - Y_d^{\alpha\beta} \bar{q}_L^\alpha \tilde{H} d_R^\beta - Y_e^{\alpha\beta} \bar{\ell}_L^\alpha \tilde{H} e_R^\beta - Y_\nu^{\alpha\beta} \bar{\ell}_L^\alpha H N_R^\beta - Y_N^\alpha \Phi \bar{N}_R^{\alpha c} N_R^\alpha + \text{h.c.}, \quad (2)$$

where  $\tilde{H} \equiv i\tau^2 H^*$ . The fourth and fifth terms of the Eq. 2 are responsible for the seesaw mechanism- after the symmetry breaking- to generate the light neutrino mass. From the

Yukawa interactions we can write the following conditions from the  $U(1)_X$  neutrality

$$\begin{aligned} -\frac{x_H}{2} &= -x'_q + x'_u = x'_q - x'_d = x'_\ell - x'_e = -x'_\ell + x'_\nu \\ 2x_\Phi &= -2x'_\nu. \end{aligned} \quad (3)$$

Solving Eqs. 1 and 3 we can calculate the individual  $U(1)_X$  charges of the fermions in the model in terms of  $x_H$  and  $x_\Phi$ . The charges are written in Tab. I. We can find that  $x_H = 0$  and  $x_\Phi = 1$  will reproduce the B–L scenario. From the structure of the individual charges we can confer that the  $U(1)_X$  gauge group can be considered as a linear combination of the  $U(1)_Y$  gauge group of the SM and the  $U(1)_{B-L}$  gauge group. The  $U(1)_X$  gauge coupling  $g'$  is a free parameter of our model which appears as either  $g'x_H$  or  $g'x_\Phi$  in the interaction Lagrangian. Without the loss of generality we fix  $x_\Phi = 1$  in the further analysis of this paper. As a result  $x_H$  acts as an angle between the  $U(1)_Y$  and  $U(1)_{B-L}$  directions. In the limits  $x_H \rightarrow -\infty$ ,  $U(1)_X$  is aligned to the  $U(1)_Y$  direction and consequently in the limit  $x_H \rightarrow \infty$ ,  $U(1)_X$  is anti-aligned to the  $U(1)_Y$  direction, respectively.

The renormalizable Higgs potential of this model is given by

$$V = m_h^2(H^\dagger H) + \lambda(H^\dagger H)^2 + m_\Phi^2(\Phi^\dagger \Phi) + \lambda_\Phi(\Phi^\dagger \Phi)^2 + \lambda'(H^\dagger H)(\Phi^\dagger \Phi). \quad (4)$$

The scalar fields  $H$  and  $\Phi$  can be approximated separately in the analysis of the scalar potential in the limit of  $\lambda'$  to be very small [119–125]. After the breaking of the electroweak and the  $U(1)_X$  gauge symmetries the scalar fields  $H$  and  $\Phi$  potentially develop their vacuum expectation values

$$\langle H \rangle = \frac{1}{\sqrt{2}} \begin{pmatrix} v + h \\ 0 \end{pmatrix}, \quad \text{and} \quad \langle \Phi \rangle = \frac{v_\Phi + \phi}{\sqrt{2}}. \quad (5)$$

At the potential minimum where electroweak scale is marked with  $v \simeq 246$  GeV,  $v_\Phi$  is considered to be a free parameter. After the breaking of the symmetry, the mass of the  $U(1)_X$  gauge boson-  $Z'$  is generated

$$M_{Z'} = g' \sqrt{4v_\Phi^2 + \frac{1}{4}x_H^2 v_h^2} \simeq 2g'v_\Phi. \quad (6)$$

The  $U(1)_X$  symmetry breaking generates the Majorana mass term for the RHNs from the fifth term of the Eq. 2 and followed by the electroweak symmetry breaking the neutrino Dirac mass term is generated from the fourth term of Eq. 2 and can be written as

$$m_{N_\alpha} = \frac{Y_N^\alpha}{\sqrt{2}} v_\Phi, \quad m_D^{\alpha\beta} = \frac{Y_\nu^{\alpha\beta}}{\sqrt{2}} v. \quad (7)$$

respectively to generate the light neutrino mass through the seesaw mechanism. The neutrino mass mixing can be written as

$$m_\nu = \begin{pmatrix} 0 & m_D \\ m_D^T & m_N \end{pmatrix} \quad (8)$$

Diagonalizing Eq. 8 we get the light neutrino mass as  $-m_D m_N^{-1} m_D^T$  which is the so-called seesaw mechanism, however, in this paper the neutrino mass generation is not the main motivation. Therefore we are not investigating the properties of the light and heavy neutrinos in this article. The mass of the  $Z'$  and the  $U(1)_X$  gauge coupling are constrained by the previous studies of LEP [126], Tevatron [127] and LHC [128]. These studies imply that a bound  $M_{Z'}/g' \gtrsim 6.9$  TeV at 95% CL for the B–L case assuming  $v_\Phi^2 \gg v^2$ .

Due to the presence of the general  $U(1)_X$  charges, the  $Z'$  boson interacts with the fermions of the model. The interaction Lagrangian between the  $Z'$  and the quarks can be written as

$$\mathcal{L}^q = -g'(\bar{q}\gamma_\mu q_{x_L}^q P_L q + \bar{q}\gamma_\mu q_{x_R}^q P_R q)Z'_\mu, \quad (9)$$

where  $P_L$  and  $P_R$  are the left and right projections and defined as  $\frac{1+\gamma_5}{2}$  and  $\frac{1-\gamma_5}{2}$  respectively. The corresponding interaction Lagrangian between the lepton sector and  $Z'$  can be written as

$$\mathcal{L}^\ell = -g'(\bar{\ell}\gamma_\mu \ell_{x_L}^\ell P_L \ell + \bar{\ell}\gamma_\mu \ell_{x_R}^\ell P_R \ell)Z'_\mu, \quad (10)$$

The quantities  $q_{x_L}^{q,\ell}$  and  $q_{x_R}^{q,\ell}$  are the corresponding  $U(1)_X$  charges of the up, down type quarks and leptons which are given in Tab. I. Using Eq. 9 and 10 we can calculate the partial decay widths of  $Z'$  into the SM fermions. The partial decay width of the  $Z'$  into a pair of a single generation of charged fermions can be written as

$$\Gamma(Z' \rightarrow 2f) = N_c \frac{M_{Z'}}{24\pi} \left( g_L^f \left[ g', x_H, x_\Phi \right]^2 + g_R^f \left[ g', x_H, x_\Phi \right]^2 \right) \quad (11)$$

where  $N_c = 1$  for the leptons and 3 for the quarks and  $g_{L(R)}^f \left[ g', x_H, x_\Phi \right]$  is the coupling of the  $Z'$  with left (right) handed charged fermions of the model including the  $U(1)_X$  charges. The partial decay width of the  $Z'$  into a pair of single generation light neutrinos can be written as

$$\Gamma(Z' \rightarrow 2\nu) = \frac{M_{Z'}}{24\pi} g_L^\nu \left[ g', x_H, x_\Phi \right]^2 \quad (12)$$

$g_{L(R)}^\nu[g', x_H, x_\Phi]$  is the coupling of the  $Z'$  with left handed neutrinos of the model. The partial decay width of the  $Z'$  into a pair of heavy neutrinos can be written as

$$\Gamma(Z' \rightarrow 2N) = \frac{M_{Z'}}{24\pi} g_R^N [g', x_\Phi]^2 \left(1 - 4 \frac{m_N^2}{M_{Z'}^2}\right)^{\frac{3}{2}} \quad (13)$$

only for  $M_{Z'} > 2m_N$  and  $g_R^N$  is the coupling of the heavy neutrinos with  $Z'$  including the  $U(1)_X$  charges, however, in this analysis we consider that the decay of the  $Z'$  into a pair of heavy neutrinos is kinematically disallowed because  $m_N > M_{Z'}$ . TeV scale RHNs under the general  $U(1)_X$  scenario has been studied in [129–133] from prompt and displaced scenarios. The couplings between the  $Z'$  and the left handed and right handed SM fermions can be defined as the product between their respective  $U(1)_X$  charges written in Tab. I and the corresponding  $U(1)_X$  coupling,  $g'$ . Hence we can define the relative coupling strengths of the SM left handed fermions ( $C_L^f$ ) and the right-handed fermions ( $C_R^f$ ) with the  $Z'$  as

$$C_L^f = \frac{g_L^f[g', x_H, x_\Phi]}{\sqrt{g_L^f[g', x_H, x_\Phi]^2 + g_R^f[g', x_H, x_\Phi]^2}}, \quad C_R^f = \frac{g_R^f[g', x_H, x_\Phi]}{\sqrt{g_L^f[g', x_H, x_\Phi]^2 + g_R^f[g', x_H, x_\Phi]^2}} \quad (14)$$

respectively. Each coupling is proportional to  $g'$ , as a result Eq. 14 is independent of  $g'$ . The variations of the coupling strengths for the SM charged leptons, up-type and down-type quarks with the  $Z'$  boson as a function of  $x_H$  keeping  $x_\Phi = 1$  are shown in Fig. 1. Note that the relative couplings  $C_L^\ell$  and  $C_R^\ell$  for the leptons are same at  $x_H = 0$ . Similar behavior is observed for the relative couplings with the left and right handed up-type quarks and down-type quarks.

Using the partial decay widths of  $Z'$  from Eqs. 11 and 12 we show the total decay width of the  $Z'$  ( $\Gamma$ ) as a function of  $x_H$  in the upper left panel of Fig. 2 for  $M_{Z'} = 5$  TeV (red, solid), 7.5 TeV (blue, dashed) and  $x_\Phi = 1$ . In the upper right panel we show the decay widths of the  $Z'$  as a function of  $M_{Z'}$  for  $x_H = -2$  (red, solid),  $-1$  (blue, dashed),  $1$  (green, dot-dashed),  $2$  (brown dotted). In both of these cases we represent the total decay width of  $Z'$  normalized by  $g'^2$ . The corresponding branching ratios of  $Z'$  into the single generation SM charged fermions are shown in the lower panel of Fig. 2 as a function of  $x_H$  and  $M_{Z'} = 7.5$  TeV. The branching ratio of  $Z'$  into a pair of charged lepton (neutrinos) is shown by the solid red (orange dashed) curve where a pair of up (down) type quarks has been represented by blue dotted (green dot-dashed) curve.

To estimate the bounds on the  $U(1)_X$  coupling for different  $M_{Z'}$  we consider the current studies by the ATLAS [90] and CMS [91] collaborations. First we consider the ATLAS

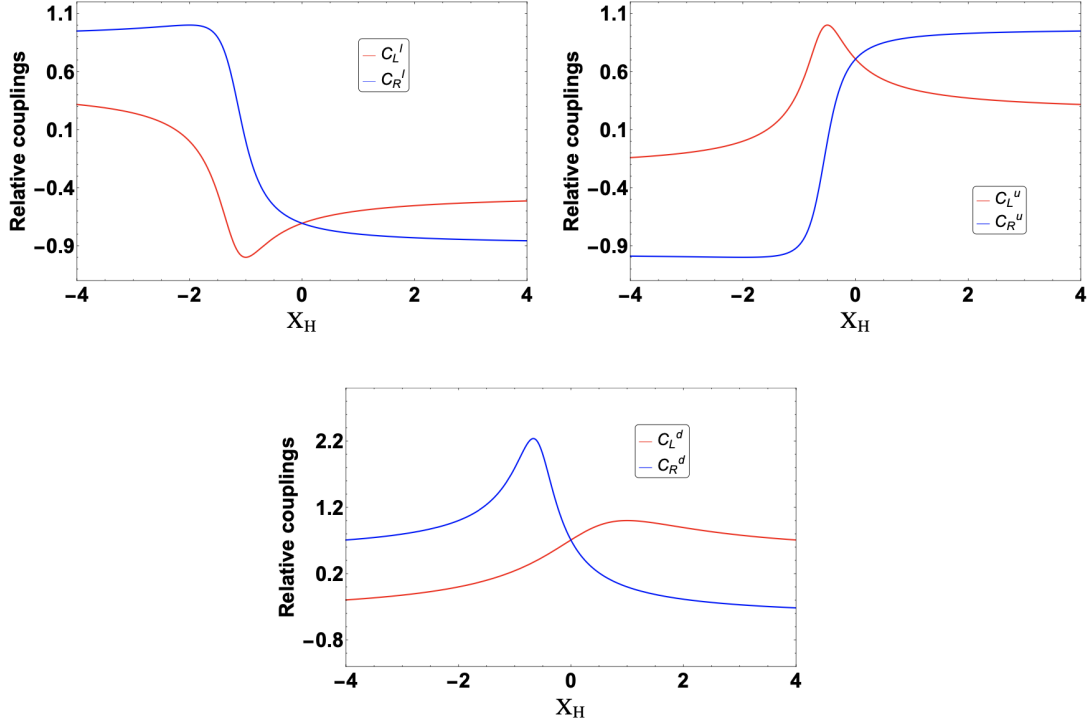


FIG. 1. Relative coupling strengths of the SM leptons (top left), SM up-type quarks (top right) and SM down-type quarks (bottom) with the  $Z'$  boson under the  $U(1)_X$  scenario as a function of  $x_H$  taking  $x_\Phi = 1$ .

measurement at the  $139 \text{ fb}^{-1}$  luminosity for the dilepton production to compare with our model. We calculate the  $Z'$  mediated dilepton production considering electrons and muons together ( $\sigma_{\text{Model}}$ ) for  $x_H = -2, -1, -0.5, 0, 1, 0.5$  and  $2$  with fixed  $x_\Phi = 1$ . The choice of the different values of  $x_H$  with  $x_\Phi = 1$  has important interpretation. For  $x_H = -2$  there is no interaction between the left handed quark and lepton doublets with the  $Z'$ . For  $x_H = -1$  there is no interaction between the right handed lepton with the  $Z'$ . Right handed up and down quarks have no interaction with the  $Z'$  for  $x_H = -0.5$  and  $x_H = 1$  respectively. However, for the choices  $x_H = 0, 0.5$  and  $2$  the charged fermions of the SM have interactions with the  $Z'$ . The corresponding scenarios have been given in Tab. II.

We compare our cross section with the observed ATLAS cross sections ( $\sigma_{\text{ATLAS}}^{\text{Obs.}}$ ) for the combined electrons and muons for the Sequential Standard Model (SSM) [33] at the 13 TeV

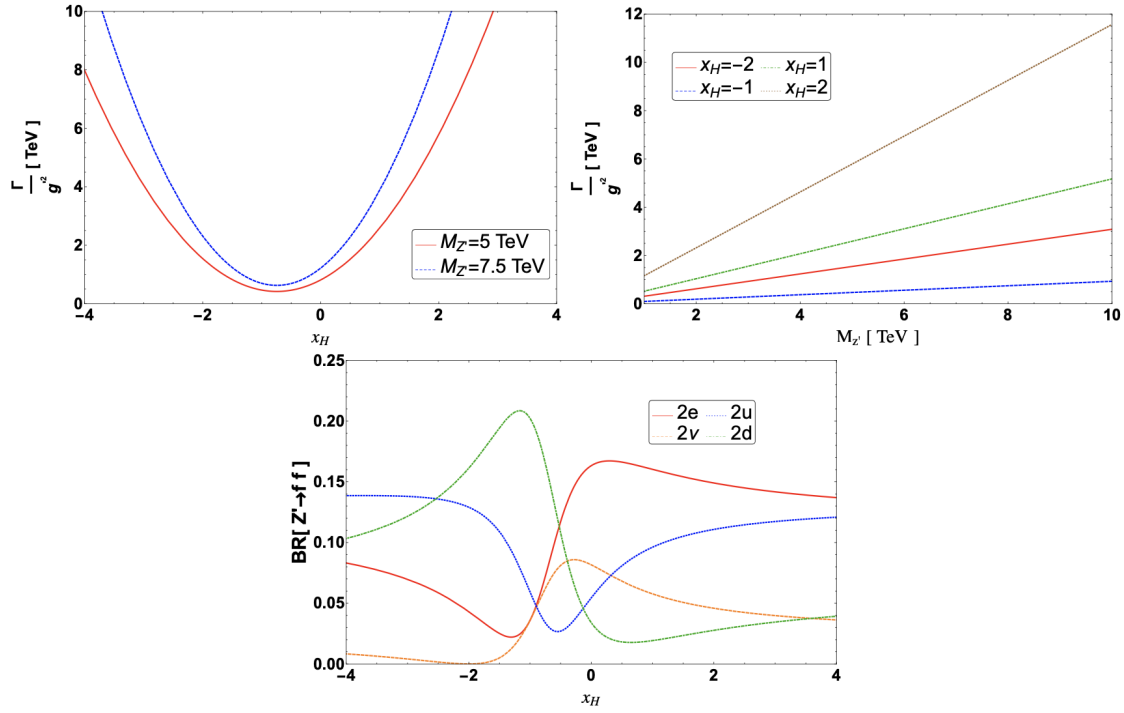


FIG. 2. Total decay width of  $Z'$  as a function of  $x_H$  (upper left), total decay width of  $Z'$  as a function of  $M_{Z'}$  (upper right) and the branching ratio of  $Z'$  (bottom) into the single generation charged fermions as a function of  $x_H$  for  $M_{Z'} = 7.5$  TeV. In the first two cases we normalize the total decay width by  $g'^2$ . In this analysis we fix  $x_\Phi = 1$ .

LHC considering  $\frac{\Gamma}{m} = 3\%$ . We calculate the bound on the  $U(1)_X$  coupling  $g'$  using

$$g' = \sqrt{g_{\text{Model}}^2 \left( \frac{\sigma_{\text{ATLAS}}^{\text{Obs.}}}{\sigma_{\text{Model}}} \right)} \quad (15)$$

where  $g_{\text{Model}}$  is the coupling considered to calculate  $\sigma_{\text{Model}}$  for different  $x_H$ .

To estimate the bounds on  $g'$  for different  $M_{Z'}$ , now we consider the latest CMS result [91] where dilepton final state is considered. The electrons are considered as the final state at  $137 \text{ fb}^{-1}$  and the muons are considered at  $140 \text{ fb}^{-1}$ . In this analysis CMS considered the ratio  $R_\sigma$  of the  $pp \rightarrow Z' + X \rightarrow 2\ell + X$  to  $pp \rightarrow Z + X \rightarrow 2\ell + X$ . Taking  $R_\sigma$  for the electron and muon final states and calculating  $pp \rightarrow Z + X \rightarrow 2\ell + X$  for  $60 \text{ GeV} < m_{\ell\ell} < 120 \text{ GeV}$  we obtain the  $Z'$  production cross section in the dilepton mode for the SSM scenario. Hence using Eq. 15 we calculate the bounds on the  $g'$  vs  $M_{Z'}$  plane replacing the observed ATLAS cross section with the observed CMS cross section using  $R_\sigma^{\text{Obs}} * \sigma(pp \rightarrow Z + X \rightarrow 2\ell + X)$ .

	SU(3) <sub>c</sub>	SU(2) <sub>L</sub>	U(1) <sub>Y</sub>	U(1) <sub>X</sub>	-2 U(1) <sub>R</sub>	-1	-0.5	0 B-L	0.5	1	2
$q_L^i$	<b>3</b>	<b>2</b>	$\frac{1}{6}$	$x'_q = \frac{1}{6}x_H + \frac{1}{3}x_\Phi$	0	$\frac{1}{6}$	$\frac{1}{4}$	$\frac{1}{3}$	$\frac{5}{12}$	$\frac{1}{2}$	$\frac{1}{3}$
$u_R^i$	<b>3</b>	<b>1</b>	$\frac{2}{3}$	$x'_u = \frac{2}{3}x_H + \frac{1}{3}x_\Phi$	-1	$-\frac{1}{3}$	0	$\frac{1}{3}$	$\frac{1}{2}$	1	$\frac{5}{3}$
$d_R^i$	<b>3</b>	<b>1</b>	$-\frac{1}{3}$	$x'_d = -\frac{1}{3}x_H + \frac{1}{3}x_\Phi$	1	$\frac{2}{3}$	$\frac{1}{2}$	$\frac{1}{3}$	$\frac{1}{6}$	0	$-\frac{1}{3}$
$\ell_L^i$	<b>1</b>	<b>2</b>	$-\frac{1}{2}$	$x'_\ell = -\frac{1}{2}x_H - x_\Phi$	0	$-\frac{1}{2}$	$-\frac{3}{4}$	-1	$\frac{5}{4}$	$-\frac{3}{2}$	-2
$e_R^i$	<b>1</b>	<b>1</b>	-1	$x'_e = -x_H - x_\Phi$	1	0	$-\frac{1}{2}$	-1	$-\frac{3}{2}$	-2	-3
$N_R^i$	<b>1</b>	<b>1</b>	0	$x'_\nu = -x_\Phi$	-1	-1	-1	-1	-1	-1	-1
$H$	<b>1</b>	<b>2</b>	$-\frac{1}{2}$	$-\frac{x_H}{2} = -\frac{x_H}{2}$	1	$\frac{1}{2}$	$\frac{1}{2}$	0	$\frac{1}{4}$	$\frac{1}{4}$	1
$\Phi$	<b>1</b>	<b>1</b>	0	$2x_\Phi = 2x_\Phi$	2	2	2	2	2	2	2

TABLE II. Particle content of the minimal U(1)<sub>X</sub> model for different values of  $x_H = -2, -1, -0.5, 0, 0.5, 1$  and  $2$  respectively and  $x_\Phi = 1$  where  $i$  represents the family index for three generations of the fermions. Here  $x_H = -2$  and  $0$  are the U(1)<sub>R</sub> and the B-L cases respectively.

The corresponding bounds can be found in Figs. 4 and 5 for  $x_H \leq 0$  and  $x_H > 0$  respectively.

We show the bounds on the  $g'-M_{Z'}$  plane for  $1 \text{ TeV} \leq M_{Z'}$  comparing with the dilepton searches from ATLAS [90], ATLAS-technical design report (TDR) [134] and CMS [91]. We also calculate the bounds comparing with the dijet searches from the ATLAS [135] and CMS [136] with 58% and 70% acceptance respectively using Eq. 15. The bounds for  $x_H \leq 0$  are shown in Fig. 4 and those for  $x_H > 0$  are shown in Fig. 5.

In this analysis we have calculated the limits from LEP considering  $M_{Z'}$  greater than the center of mass energy of LEP-II. The LEP electroweak working group has parametrized the interactions as [126, 137]

$$\frac{\pm 4\pi}{(1 + \delta_{ef})(\Lambda_{AB}^{f\pm})^2} (\bar{e}\gamma_\mu P_A e)(\bar{f}\gamma_\mu P_B f) \quad (16)$$

where  $A, B = L, R$  for the chirality,  $\delta_{ef} = 1, 0$  for  $f = e, f \neq e$  respectively which can constrain the high mass effect beyond the SM for  $\frac{s}{M_{Z'}^2} \ll 1$ . The quantities  $\Lambda_{AB}^{f\pm}$  are taken



from [137]. Following [127, 138] we calculate the  $Z'$  exchange matrix element for our process

$$\frac{(g')^2}{M_{Z'}^2 - s} [\bar{e} \gamma_\mu (x_\ell' P_L + x_e' P_R) e] [\bar{f} \gamma_\mu (x_{f_L} P_L + x_{f_R} P_R) f] \quad (17)$$

where  $x_\ell'$  and  $x_e'$  are the  $U(1)_X$  charges of  $e_L$  and  $e_R$  which can be found in Tab. II. Similarly  $x_{f_L}$  and  $x_{f_R}$  are the  $U(1)_X$  charges of  $f_L$  and  $f_R$ . Matching Eqs. 16 and 17 we find the bounds as

$$M_{Z'}^2 - s \geq \frac{g'^2}{4\pi} |x_{e_A} x_{f_B}| (\Lambda_{AB}^{f\pm})^2 \quad (18)$$

taking the case  $M_{Z'}^2 \gg s$  where  $\sqrt{s}$  is the LEP-II center of mass energy (209 GeV), we calculate the bounds on in the  $g' - M_{Z'}$  plane for different  $x_H$  with  $A, B = L, R$ . The limits from the dilepton, dijet, LEP and ATLAS are shown in Figs. 4 for  $x_H \leq 0$  and in Fig. 5 for  $x_H > 0$ . Following [139, 140] and using Eqs. 16 and 18 we estimate the bounds on  $M_{Z'}/g'$  as a function of  $x_H$  for the LEP-II using the limits on the composite scale from Tab. III in Fig. 3 which is represented by the blue solid line and the gray shaded region is ruled out the LEP-II. Similarly we estimate the prospective reach at the ILC with  $\sqrt{s} = 250$  GeV, 500 GeV and 1 TeV by red dotted, purple dashed and green dot-dashed lines. The corresponding prospective limits on the composite scales are shown in Tab. IV.

Model	$\Lambda_{\ell^+\ell^-}^-$ (TeV)	$\Lambda_{\ell^+\ell^-}^+$ (TeV)	$\Lambda_{q\bar{q}}^-$ (TeV)	$\Lambda_{q\bar{q}}^+$ (TeV)
LL	11.8	13.8	4.2	7.2
RR	11.3	13.2	6.3	4.3
LR	10.0	13.5	5.7	4.9
RL	10.0	13.5	8.4	10.8
VV	20.0	24.6	9.4	5.8
AA	18.1	17.8	6.9	10.7

TABLE III. The 95% CL on the scale for constructive ( $\Lambda^+$ ) and destructive interferences ( $\Lambda^-$ ) with the SM, for the contact interaction models from LEP-II [137]. We consider the universal limits (strongest limits) on the dilepton ( $\ell^+\ell^-$ ) and diquark ( $q\bar{q}$ ) productions from  $e^-e^+ \rightarrow f\bar{f}$ .

Finally we discuss about the prospective limits on  $g'$  as a function of  $M_{Z'}$  could be obtained from the future  $e^-e^+$  collider. We consider a  $\sqrt{s} = 250$  GeV, 500 GeV and 1 TeV  $e^-e^+$  collider. We find the limits  $M_{Z'}/g' > 7.0$  TeV, 48.24 TeV, 81.6 TeV and 137.2 TeV at

Experiments	$\Lambda_{LL}$ (TeV)	$\Lambda_{RR}$ (TeV)	$\Lambda_{VV}$ (TeV)	$\Lambda_{AA}$ (TeV)
ILC250	108	106	161	139
ILC500	189	185	280	240
ILC1000	323	314	478	403

TABLE IV. Projected universal limits (strongest limits) on the compositeness scales from  $e^-e^+ \rightarrow f\bar{f}$  in [141] considering constructive ( $\Lambda^+$ ) and destructive ( $\Lambda^-$ ) interferences are identical at 95% CL for 250 GeV, 500 GeV and 1000 GeV ILC.

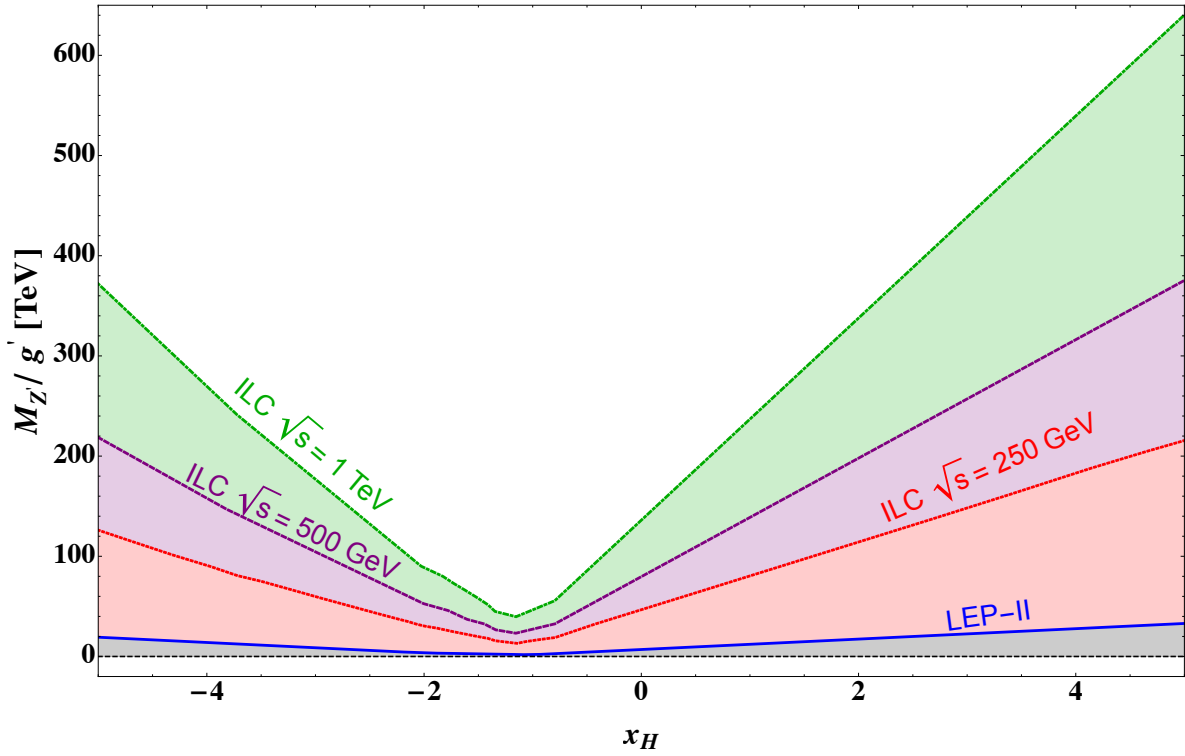


FIG. 3. Reaches on  $M_{Z'}/g'$  scale for different  $x_H$  from LEP-II (gray shaded) and proposed ILC center of mass energies at  $\sqrt{s} = 250$  GeV (light red shaded), 500 GeV (light purple shaded) and 1 TeV (light green shaded).

LEP-II, 250 GeV, 500 GeV and 1 TeV ILC respectively for  $x_H = 0$ . Similarly we find the limits  $M_{Z'}/g' > 5$  TeV for 31.6 TeV, 54.4 TeV and 88.64 TeV at LEP-II, 250 GeV, 500 GeV and 1 TeV ILC respectively for  $x_H = -2$ . The limits from the ILC are the prospective ones. Considering the prospective 95% CL limits on  $M_{Z'}/g'$  for  $x_H$  given in Fig. 3 we estimate the bounds on  $g'$  vs  $M_{Z'}$  plane. The estimated prospective bounds are shown in Fig. 4 for

$x_H = -2, -1, -0.5, 0$  and in Fig. 5 for  $x_H = 0.5, 1, 2$  respectively. The prospective bounds from the  $e^-e^+$  collider can be stronger than the LHC bounds for the heavier  $Z'$  which is beyond the LHC reach.

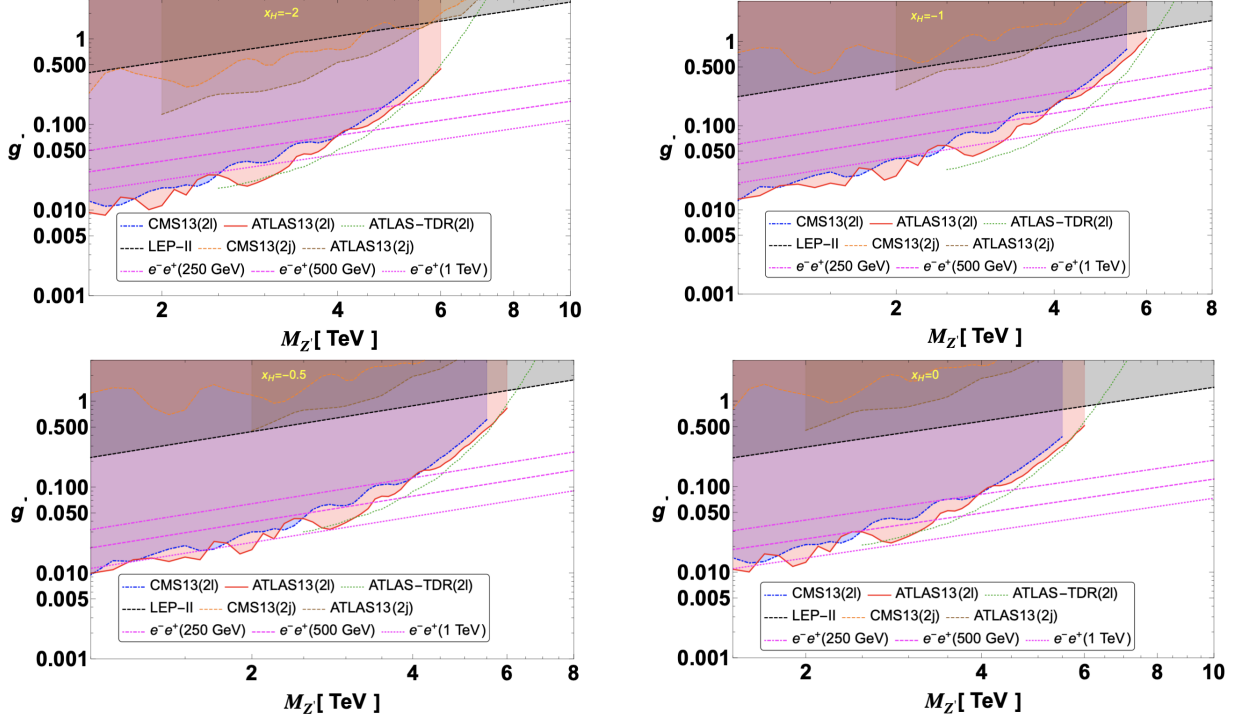


FIG. 4. Limits on the  $g'$  vs  $M_{Z'}$  plane for  $x_H \leq 0$  with  $x_\Phi = 1$ . We show the bounds from the dilepton channels studied by ATLAS data [90], CMS [91], ATLAS-TDR [134], the dijet studies from ATLAS [135] and CMS [136]. Finally we compare the bounds obtained from the LEP-II data [137]. The shaded regions are ruled out by the current experimental data.

For the rest of this paper we consider  $x_H = -2, -1, 1, 2$  with two benchmark choices for the  $Z'$  mass which satisfy the bounds shown in Figs. 4 and 5:

- (i)  $M_{Z'} = 7.5$  TeV with  $g' = 0.4$  for all the  $x_H$  taken under the consideration.
- (ii)  $M_{Z'} = 5.0$  TeV where  $g' = 0.13$  for  $x_H = -2$ ,  $g' = 0.34$  for  $x_H = -1$ ,  $g' = 0.075$  for  $x_H = 1$  and  $g' = 0.048$  for  $x_H = 2$  respectively

keeping  $x_\Phi$  fixed at 1.

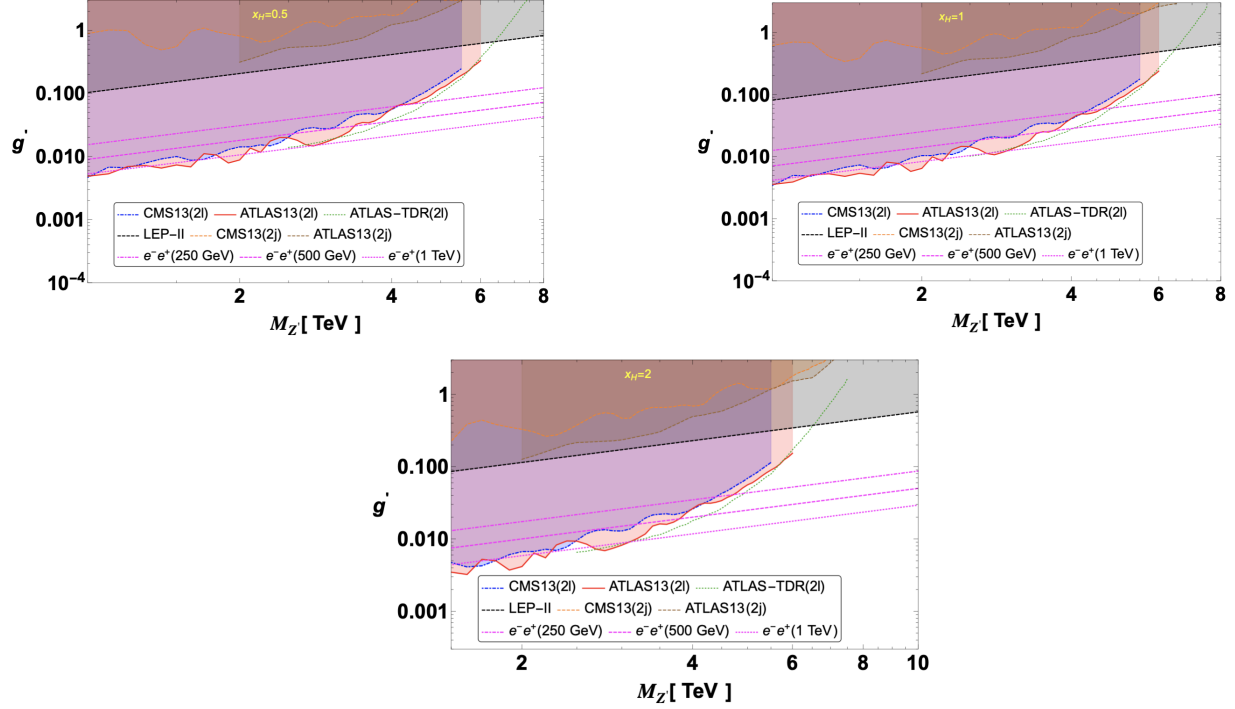


FIG. 5. Limits on the  $g'$  vs  $M_{Z'}$  plane for  $x_H > 0$  with  $x_\Phi = 1$ . We show the bounds from the dilepton channels studied by ATLAS data [90], CMS [91], ATLAS-TDR [134], the dijet studies from ATLAS [135] and CMS [136]. Finally we compare the bounds obtained from the LEP-II data [137]. The shaded regions are ruled out by the current experimental data.

### III. OBSERVABLES AT THE ELECTRON POSITRON COLLIDER FOR THE $e^-e^+ \rightarrow f\bar{f}$ ( $f \neq e$ ) PROCESS:

We summarize several formulas of a variety of observables for the  $s$ -channel scattering processes of the fermions at the electron positron collider, namely,  $e^-e^+ \rightarrow f\bar{f}$ . In this analysis we concentrate only on the  $s$ -channel process through the neutral gauge bosons  $V_i$  including  $\gamma$  and  $Z$  for the SM and  $\gamma$ ,  $Z$ ,  $Z'$  for the  $U(1)_X$  model where the additional  $Z'$  contribution will have significance to test the new physics process at the future  $e^-e^+$  colliders. We consider  $f$  as different SM charged fermions excluding the electrons, to avoid the  $t$ -channel processes for the final state electrons.

### A. Fermion pair production cross section

In this analysis we consider the polarized electron and positrons with the polarization as  $P_{e^-}$  and  $P_{e^+}$  respectively. The differential scattering cross section of the process  $e^-e^+ \rightarrow f\bar{f}$  is given by

$$\frac{d\sigma}{d\cos\theta}(P_{e^-}, P_{e^+}, \cos\theta) = (1 - P_{e^-}P_{e^+})\frac{1}{4}\left\{(1 - P_{\text{eff}})\frac{d\sigma^{\text{LR}}}{d\cos\theta}(\cos\theta) + (1 + P_{\text{eff}})\frac{d\sigma^{\text{RL}}}{d\cos\theta}(\cos\theta)\right\} \quad (19)$$

where  $P_{\text{eff}}$  is the effective polarization and can be defined as  $\frac{P_{e^-} - P_{e^+}}{1 - P_{e^-}P_{e^+}}$ . The quantities  $\frac{d\sigma^{\text{LR}}}{d\cos\theta}$  and  $\frac{d\sigma^{\text{RL}}}{d\cos\theta}$  are the differential scattering cross sections for the processes  $e_L^-e_R^+ \rightarrow f\bar{f}$  and  $e_R^-e_L^+ \rightarrow f\bar{f}$  and are given by

$$\begin{aligned} \frac{d\sigma^{\text{LR}}}{d\cos\theta} &= \frac{\beta s}{32\pi} \left[ (1 + \beta^2 \cos^2\theta) (|q^{e_L f_L}|^2 + |q^{e_L f_R}|^2) + 2\beta \cos\theta (|q^{e_L f_L}|^2 - |q^{e_L f_R}|^2) \right. \\ &\quad \left. + 8 \frac{m_f^2}{s} \left\{ \text{Re}(q^{e_L f_L} q^{e_L f_R*}) \right\} \right] \\ \frac{d\sigma^{\text{RL}}}{d\cos\theta} &= \frac{\beta s}{32\pi} \left[ (1 + \beta^2 \cos^2\theta) (|q^{e_R f_R}|^2 + |q^{e_R f_L}|^2) + 2\beta \cos\theta (|q^{e_R f_R}|^2 - |q^{e_R f_L}|^2) \right. \\ &\quad \left. + 8 \frac{m_f^2}{s} \left\{ \text{Re}(q^{e_R f_L} q^{e_R f_R*}) \right\} \right] \end{aligned} \quad (20)$$

respectively where  $s$  is the square of the center-of-mass energy,  $m_f$  is the final state fermion mass,  $\theta$  is the scattering angle and  $\beta = \sqrt{1 - \frac{4m_f^2}{s}}$ . In Eq. 54 we use the quantities  $q^{e_L f_L}$ ,  $q^{e_L f_R}$ ,  $q^{e_R f_L}$  and  $q^{e_R f_R}$  which can be defined as

$$\begin{aligned} q^{e_L f_L} &= \sum_i \frac{g_L^{V_i e} g_L^{V_i f}}{s - m_{V_i}^2 + i m_{V_i} \Gamma_{V_i}}, & q^{e_L f_R} &= \sum_i \frac{g_L^{V_i e} g_R^{V_i f}}{s - m_{V_i}^2 + i m_{V_i} \Gamma_{V_i}} \\ q^{e_R f_L} &= \sum_i \frac{g_R^{V_i e} g_L^{V_i f}}{s - m_{V_i}^2 + i m_{V_i} \Gamma_{V_i}}, & q^{e_R f_R} &= \sum_i \frac{g_R^{V_i e} g_R^{V_i f}}{s - m_{V_i}^2 + i m_{V_i} \Gamma_{V_i}} \end{aligned} \quad (21)$$

where  $g_{L(R)}^{V_i e/f}$  are the coupling of the left (right) handed electron/fermion to the different vector boson  $V_i$ ,  $m_{V_i}$  is the mass of the vector boson  $V_i$  and  $\Gamma_{V_i}$  is the corresponding total decay width of the  $V_i$ . In the high energy collider when  $m_f \ll \sqrt{s}$  we obtain  $\beta \rightarrow 1$ . From Eq. 19 we calculate the total cross section integrating over the scattering angle as

$$\sigma(P_{e^-}, P_{e^+}, -\cos\theta_{\text{max}}, \cos\theta_{\text{max}}) = \int_{-\cos\theta_{\text{max}}}^{\cos\theta_{\text{max}}} \frac{d\sigma}{d\cos\theta}(P_{e^-}, P_{e^+}, \cos\theta) d\cos\theta \quad (22)$$

where  $\theta_{\text{max}}$  depends upon the experiment. Using the total cross sections of the processes  $e_L^-e_R^+ \rightarrow f\bar{f}$  and  $e_R^-e_L^+ \rightarrow f\bar{f}$  we write Eq. 22 as

$$\sigma(P_{e^-}, P_{e^+}) = (1 - P_{e^-}P_{e^+})\frac{1}{4} \left[ (1 - P_{\text{eff}})\sigma^{\text{LR}} + (1 + P_{\text{eff}})\sigma^{\text{RL}} \right] \quad (23)$$

Theoretically using  $\cos \theta_{\max} = 1$  we get

$$\begin{aligned}\sigma^{\text{LR}} &= \frac{\beta s}{32\pi} \left[ \left( 2 + \frac{2}{3}\beta^2 \right) (|q^{e_L f_L}|^2 + |q^{e_L f_R}|^2) + 16 \frac{m_f^2}{s} \text{Re} \left( q^{e_L f_L} q^{e_L f_R*} \right) \right], \\ \sigma^{\text{RL}} &= \frac{\beta s}{32\pi} \left[ \left( 2 + \frac{2}{3}\beta^2 \right) (|q^{e_R f_R}|^2 + |q^{e_R f_L}|^2) + 16 \frac{m_f^2}{s} \text{Re} \left( q^{e_R f_L} q^{e_R f_R*} \right) \right].\end{aligned}\tag{24}$$

Furthermore considering  $m_f \ll \sqrt{s}$

$$\begin{aligned}\sigma^{\text{LR}} &\simeq \frac{s}{12\pi} \left[ |q^{e_L f_L}|^2 + |q^{e_L f_R}|^2 \right] \\ \sigma^{\text{RL}} &\simeq \frac{s}{12\pi} \left[ |q^{e_R f_R}|^2 + |q^{e_R f_L}|^2 \right]\end{aligned}\tag{25}$$

The theoretically estimated statistical error of the cross section  $\Delta\sigma$  can be written as

$$\Delta\sigma \left( P_{e^-}, P_{e^+}, -\cos \theta_{\max}, \cos \theta_{\max} \right) = \frac{\sigma(P_{e^-}, P_{e^+}, -\cos \theta_{\max}, \cos \theta_{\max})}{\sqrt{N}}\tag{26}$$

where  $N = \mathcal{L}_{\text{int}} \sigma(P_{e^-}, P_{e^+}, -\cos \theta_{\max}, \cos \theta_{\max})$  with  $\mathcal{L}_{\text{int}}$  as the integrated luminosity. Finally we calculate the deviation of the differential fermion production cross section from the SM as

$$\Delta_{d\sigma} \left( P_{e^-}, P_{e^+}, \cos \theta \right) = \frac{\frac{d\sigma^{U(1)X}}{d\cos \theta}}{\frac{d\sigma^{\text{SM}}}{d\cos \theta}} (P_{e^-}, P_{e^+}, \cos \theta) - 1\tag{27}$$

whereas the deviation of the total fermion production cross section can be written as

$$\Delta_{\sigma} \left( P_{e^-}, P_{e^+} \right) = \frac{\sigma^{U(1)X}}{\sigma^{\text{SM}}} (P_{e^-}, P_{e^+}) - 1\tag{28}$$

## B. Forward-backward asymmetry ( $\mathcal{A}_{\text{FB}}$ )

The Forward-backward (FB) asymmetry ( $\mathcal{A}_{\text{FB}}$ ) is an interesting feature of this model which can be observed at the  $e^-e^+$  collider [142–144] and can be defined as

$$\mathcal{A}_{\text{FB}}(P_{e^-}, P_{e^+}) = \frac{\sigma_F(P_{e^-}, P_{e^+}) - \sigma_B(P_{e^-}, P_{e^+})}{\sigma_F(P_{e^-}, P_{e^+}) + \sigma_B(P_{e^-}, P_{e^+})}\tag{29}$$

where the cross sections in the forward (F) and backward (B) directions can be defined as

$$\begin{aligned}\sigma_F(P_{e^-}, P_{e^+}) &= \sigma(P_{e^-}, P_{e^+}, [0, +\cos \theta_{\max}]) \\ \sigma_B(P_{e^-}, P_{e^+}) &= \sigma(P_{e^-}, P_{e^+}, [-\cos \theta_{\max}, 0])\end{aligned}\tag{30}$$

and  $\theta_{\max}$  depends on the experimental set up. For  $m_f \ll \sqrt{s}$  and  $\cos \theta_{\max} = 1$  Eq. 29 is reduced to

$$\mathcal{A}_{FB}(P_{e^-}, P_{e^+}) \simeq \frac{3}{4} \frac{B_1 - B_2}{B_1 + B_2}, \quad (31)$$

where the coupling dependent quantities  $B_1$  and  $B_2$  can be defined as

$$\begin{aligned} B_1 &= (1 + P_{\text{eff}})|q^{e_R f_R}|^2 + (1 - P_{\text{eff}})|q^{e_L f_L}|^2 \\ B_2 &= (1 + P_{\text{eff}})|q^{e_R f_L}|^2 + (1 - P_{\text{eff}})|q^{e_L f_R}|^2 \end{aligned} \quad (32)$$

The statistical error of the  $\mathcal{A}_{FB}$  can be denoted by the quantity  $\Delta \mathcal{A}_{FB}$  and it is defined as

$$\Delta \mathcal{A}_{FB} = 2 \frac{\sqrt{n_1 n_2} (\sqrt{n_1} + \sqrt{n_2})}{(n_1 + n_2)^2} = \frac{2\sqrt{n_1 n_2}}{(n_1 + n_2) (\sqrt{n_1} - \sqrt{n_2})} \mathcal{A}_{FB} \quad (33)$$

We define  $(n_1, n_2) = (N_F, N_B)$  where  $N_{F(B)} = L_{\text{int}} \sigma_{F(B)}(P_{e^-}, P_{e^+})$  is the number of events in the forward (backward) direction. The amount of the deviation from the SM results can be defined as

$$\Delta \mathcal{A}_{FB} = \frac{\mathcal{A}_{FB}^{U(1)_X}}{\mathcal{A}_{FB}^{SM}} - 1. \quad (34)$$

### C. Left-right asymmetry ( $\mathcal{A}_{LR}$ )

The left-right (LR) asymmetry ( $\mathcal{A}_{LR}$ ) is another important aspect which can be tested at the  $e^-e^+$  collider [142, 143, 145–147]. The differential  $\mathcal{A}_{LR}$  can be given by

$$\mathcal{A}_{LR}(\cos \theta) = \frac{\frac{d\sigma_{LR}}{d\cos \theta}(\cos \theta) - \frac{d\sigma_{RL}}{d\cos \theta}(\cos \theta)}{\frac{d\sigma_{LR}}{d\cos \theta}(\cos \theta) + \frac{d\sigma_{RL}}{d\cos \theta}(\cos \theta)} \quad (35)$$

For  $m_f \ll \sqrt{s}$ , the Eq. 35 reduces to

$$\mathcal{A}_{LR}(\cos \theta) \simeq \frac{(1 + \cos \theta)^2 (|q^{e_L f_L}|^2 - |q^{e_R f_R}|^2) + (1 - \cos \theta)^2 (|q^{e_L f_R}|^2 - |q^{e_R f_L}|^2)}{(1 + \cos \theta)^2 (|q^{e_L f_L}|^2 + |q^{e_R f_R}|^2) + (1 - \cos \theta)^2 (|q^{e_L f_R}|^2 + |q^{e_R f_L}|^2)}. \quad (36)$$

The observable differential  $\mathcal{A}_{LR}$  in terms of the polarized incoming electron and positron can be written as

$$\mathcal{A}_{LR}(P_{e^-}, P_{e^+}, \cos \theta) = \frac{\frac{d\sigma}{d\cos \theta}(P_{e^-}, P_{e^+}, \cos \theta) - \frac{d\sigma}{d\cos \theta}(-P_{e^-}, -P_{e^+}, \cos \theta)}{\frac{d\sigma}{d\cos \theta}(P_{e^-}, P_{e^+}, \cos \theta) + \frac{d\sigma}{d\cos \theta}(-P_{e^-}, -P_{e^+}, \cos \theta)} \quad (37)$$



for  $P_{e^-} < 0$  and  $|P_{e^-}| > |P_{e^+}|$ . Hence we find that Eq. 37 is related to Eq. 36 by

$$\mathcal{A}_{LR}(\cos \theta) = \frac{1}{P_{\text{eff}}} \mathcal{A}_{LR}(P_{e^-}, P_{e^+}, \cos \theta) . \quad (38)$$

Finally we calculate the integrated left-right asymmetry after the integration over the scattering angle as

$$\mathcal{A}_{LR} = \frac{\sigma^{LR} - \sigma^{RL}}{\sigma^{LR} + \sigma^{RL}} . \quad (39)$$

In terms of the couplings of the fermions with the  $V_i$ , we write Eq. 39 as

$$\begin{aligned} \mathcal{A}_{LR} = & \frac{\left(1 + \frac{1}{3}\beta^2\right) \left[ (|q^{eLfL}|^2 + |q^{eLfR}|^2) - (|q^{eRfR}|^2 + |q^{eRfL}|^2) \right] + 8\frac{m_f^2}{s} \left[ \text{Re}(q^{eLfL}q^{eLfR*}) - \text{Re}(q^{eRfR}q^{eRfL*}) \right]}{\left(1 + \frac{1}{3}\beta^2\right) \left[ (|q^{eLfL}|^2 + |q^{eLfR}|^2) + (|q^{eRfR}|^2 + |q^{eRfL}|^2) \right] + 8\frac{m_f^2}{s} \left[ \text{Re}(q^{eLfL}q^{eLfR*}) + \text{Re}(q^{eRfR}q^{eRfL*}) \right]} \end{aligned} \quad (40)$$

In the limit  $m_f \ll \sqrt{s}$ ,

$$\mathcal{A}_{LR} \simeq \frac{(|q^{eLfL}|^2 + |q^{eLfR}|^2) - (|q^{eRfR}|^2 + |q^{eRfL}|^2)}{(|q^{eLfL}|^2 + |q^{eLfR}|^2) + (|q^{eRfR}|^2 + |q^{eRfL}|^2)} . \quad (41)$$

The observable integrated left-right asymmetry is given by

$$\mathcal{A}_{LR}(P_{e^-}, P_{e^+}) = \frac{\sigma(P_{e^-}, P_{e^+}) - \sigma(-P_{e^-}, -P_{e^+})}{\sigma(P_{e^-}, P_{e^+}) + \sigma(-P_{e^-}, -P_{e^+})} \quad (42)$$

for  $P_{e^-} < 0$  and  $|P_{e^-}| > |P_{e^+}|$  and this is related to Eq.39 by

$$\mathcal{A}_{LR} = \frac{1}{P_{\text{eff}}} \mathcal{A}_{LR}(P_{e^-}, P_{e^+}) . \quad (43)$$

The statistical error of the left-right asymmetry,  $\Delta A_{LR}^{f\bar{f}}$  is defined as

$$\begin{aligned} \Delta \mathcal{A}_{LR} &= 2 \frac{\sqrt{N_{LR}N_{RL}} (\sqrt{N_{LR}} + \sqrt{N_{RL}})}{(N_{LR} + N_{RL})^2} \\ &= \frac{2\sqrt{N_{LR}N_{RL}}}{(N_{LR} + N_{RL}) (\sqrt{N_{LR}} - \sqrt{N_{RL}})} \mathcal{A}_{LR} , \end{aligned} \quad (44)$$

where  $N_{LR} = \mathcal{L}_{\text{int}} \sigma_{LR}$  and  $N_{RL} = \mathcal{L}_{\text{int}} \sigma_{RL}$  are the numbers of the events. The amount of deviation from the SM in the differential and integrated LR asymmetries can be characterized from Eqs. 42 and 43 as

$$\begin{aligned} \Delta_{\mathcal{A}_{LR}}(\cos \theta) &= \frac{\mathcal{A}_{LR}^{U(1)X}(\cos \theta)}{\mathcal{A}_{LR}^{\text{SM}}(\cos \theta)} - 1 , \\ \Delta_{\mathcal{A}_{LR}} &= \frac{\mathcal{A}_{LR}^{U(1)X}}{\mathcal{A}_{LR}^{\text{SM}}} - 1 \end{aligned} \quad (45)$$

respectively.

#### D. Left-right forward-backward asymmetry ( $\mathcal{A}_{LR,FB}$ )

The left-right forward-backward (LR, FB) asymmetry ( $\mathcal{A}_{LR,FB}$ ) [148–151] can be defined as

$$\mathcal{A}_{LR,FB}(\cos \theta) = \frac{[\sigma_{LR}(\cos \theta) - \sigma_{RL}(\cos \theta)] - [\sigma_{LR}(-\cos \theta) - \sigma_{RL}(-\cos \theta)]}{[\sigma_{LR}(\cos \theta) + \sigma_{RL}(\cos \theta)] + [\sigma_{LR}(-\cos \theta) + \sigma_{RL}(-\cos \theta)]} . \quad (46)$$

In terms of the interaction between the fermions and the vector bosons  $V_i$  we write  $\mathcal{A}_{LR,FB}$  as

$$\begin{aligned} \mathcal{A}_{LR,FB}(\cos \theta) &= \frac{2\beta \cos \theta \{ (|q^{eLfL}|^2 + |q^{eRfL}|^2) - (|q^{eLfR}|^2 + |q^{eRfR}|^2) \}}{(1 + \beta^2 \cos^2 \theta) \{ (|q^{eLfL}|^2 + |q^{eRfL}|^2) + (|q^{eLfR}|^2 + |q^{eRfR}|^2) \}} \\ &\quad + 8 \frac{m_f^2}{s} [Re(q^{eLfL} q^{eLfR*}) + Re(q^{eRfR} q^{eRfL*})] \end{aligned} \quad (47)$$

for  $m_f \ll \sqrt{s}$ ,

$$\mathcal{A}_{LR,FB}(\cos \theta) \simeq \left[ \frac{2 \cos \theta}{1 + \cos^2 \theta} \right] \frac{(|q^{eLfL}|^2 + |q^{eRfL}|^2) - (|q^{eLfR}|^2 + |q^{eRfR}|^2)}{(|q^{eLfL}|^2 + |q^{eRfL}|^2) + (|q^{eLfR}|^2 + |q^{eRfR}|^2)} \quad (48)$$

The observable left-right forward-backward asymmetry can be written as

$$\mathcal{A}_{LR,FB}(P_{e-}, P_{e+}, \cos \theta) = \frac{[\sigma(P_{e-}, P_{e+}, \cos \theta) + \sigma(-P_{e-}, -P_{e+}, -\cos \theta)] - [\sigma(-P_{e-}, -P_{e+}, \cos \theta) + \sigma(P_{e-}, P_{e+}, -\cos \theta)]}{[\sigma(P_{e-}, P_{e+}, \cos \theta) + \sigma(-P_{e-}, -P_{e+}, -\cos \theta)] + [\sigma(-P_{e-}, -P_{e+}, \cos \theta) + \sigma(P_{e-}, P_{e+}, -\cos \theta)]} , \quad (49)$$

for  $P_{e-} < 0$  and  $|P_{e-}| > |P_{e+}|$ . The relation between  $\mathcal{A}_{LR,FB}(\cos \theta)$  in Eq. 46 and  $\mathcal{A}_{LR,FB}(P_{e-}, P_{e+}, \cos \theta)$  in Eq. 49 is given by

$$\mathcal{A}_{LR,FB}(\cos \theta) = \frac{1}{P_{\text{eff}}} \mathcal{A}_{LR,FB}(P_{e-}, P_{e+}, \cos \theta) . \quad (50)$$

The statistical error of the left-right forward-backward asymmetry ( $\Delta \mathcal{A}_{LR,FB}$ ) can be given by

$$\begin{aligned} \Delta \mathcal{A}_{LR,FB} &= 2 \frac{(n_3 + n_2) (\sqrt{n_1} + \sqrt{n_4}) + (n_1 + n_4) (\sqrt{n_3} + \sqrt{n_2})}{(n_1 + n_3 + n_2 + n_4)^2} \\ &= 2 \frac{(n_3 + n_2) (\sqrt{n_1} + \sqrt{n_4}) + (n_1 + n_4) (\sqrt{n_3} + \sqrt{n_2})}{(n_1 + n_4)^2 - (n_3 + n_2)^2} \mathcal{A}_{LR,FB} , \end{aligned}$$

(51)

where  $(n_1, n_2, n_3, n_4) = (N_{LRF}, N_{RLF}, N_{LRB}, N_{RLB})$ ,  $N_{iF} = \mathcal{L}_{\text{int}} \sigma_i([\cos \theta_1, \cos \theta_2])$  and  $N_{iB} = \mathcal{L}_{\text{int}} \sigma_i([-\cos \theta_2, -\cos \theta_1])$  ( $i = LR, RL$ ;  $0 < \cos \theta_1 < \cos \theta_2$ ) are the numbers of the events. The amount of the deviation in  $\mathcal{A}_{LR,FB}$  from the SM is characterized by

$$\Delta_{\mathcal{A}_{LR,FB}}(\cos \theta) = \frac{\mathcal{A}_{LR,FB}^{\text{U(1)x}}(\cos \theta)}{\mathcal{A}_{LR,FB}^{\text{SM}}(\cos \theta)} - 1. \quad (52)$$

In this context we want to mention that to study some benchmark scenarios we fix the collider energies at  $\sqrt{s} = 250$  GeV, 500 GeV, 1 TeV and 3 TeV. We consider the integrated luminosities as  $1 \text{ ab}^{-1}$  for all the center of mass energies under consideration. Recently the study of the future  $e^-e^+$  colliders have been performed for Future Circular Collider electron positron (FCC-ee) in [152]. Similar study for the Compact Linear Collider (CLiC) has been performed in [153]. Recent developments on the Circular Electron Positron Collider (CEPC) have depicted in [154, 155]. Recent reports on the International Linear Collider (ILC) for the  $e^-e^+$  initial states can be found in [141, 156–158]. Using the Fig.1.2 and Sec.2.9.2 of the Physics Goals from [152] we find the possible integrated luminosities at different center of mass energies.

The run time, expected integrated luminosity and at the center of mass energy for the FCC-ee are given in the Fig. 6 from  $\sqrt{s} = 91$  GeV to  $\sqrt{s} = 365$  GeV for 15-year running plan. We have prepared for the run time, expected integrated luminosity and at the center of mass energy for the CLiC. These are given in the Fig. 6 from  $\sqrt{s} = 350$  GeV to  $\sqrt{s} = 3$  TeV. We find the information from Tab. 1 in Sec.2.1 of 'CLIC physics exploration at three energy stages, Staging and polarization' from [153]. The estimated plan for the run time is 25-30 years.

From the Tab. 3.1 of the CEPC conceptual design report [154], depicting the ten-year operation plan, we pictorially represent the run time, expected total integrated luminosity and at the center of mass energy for the CEPC in Fig. 6 for  $\sqrt{s} = 240$  GeV, 91 GeV and 160 GeV respectively. Finally we show the run time, expected total integrated luminosity and the center of mass energies for the ILC in the Fig. 6 considering  $\sqrt{s} = 250$  GeV, 350 GeV and 500 GeV respectively. We find the information from Fig. 19 and Tab. III of Sec. 3 (ILC Running Scenarios) and Sec. 3.1 (Center-of-mass energies and integrated luminosities) from [156] for the 22-year running program. In the ILC case, a further prospective 1 TeV center

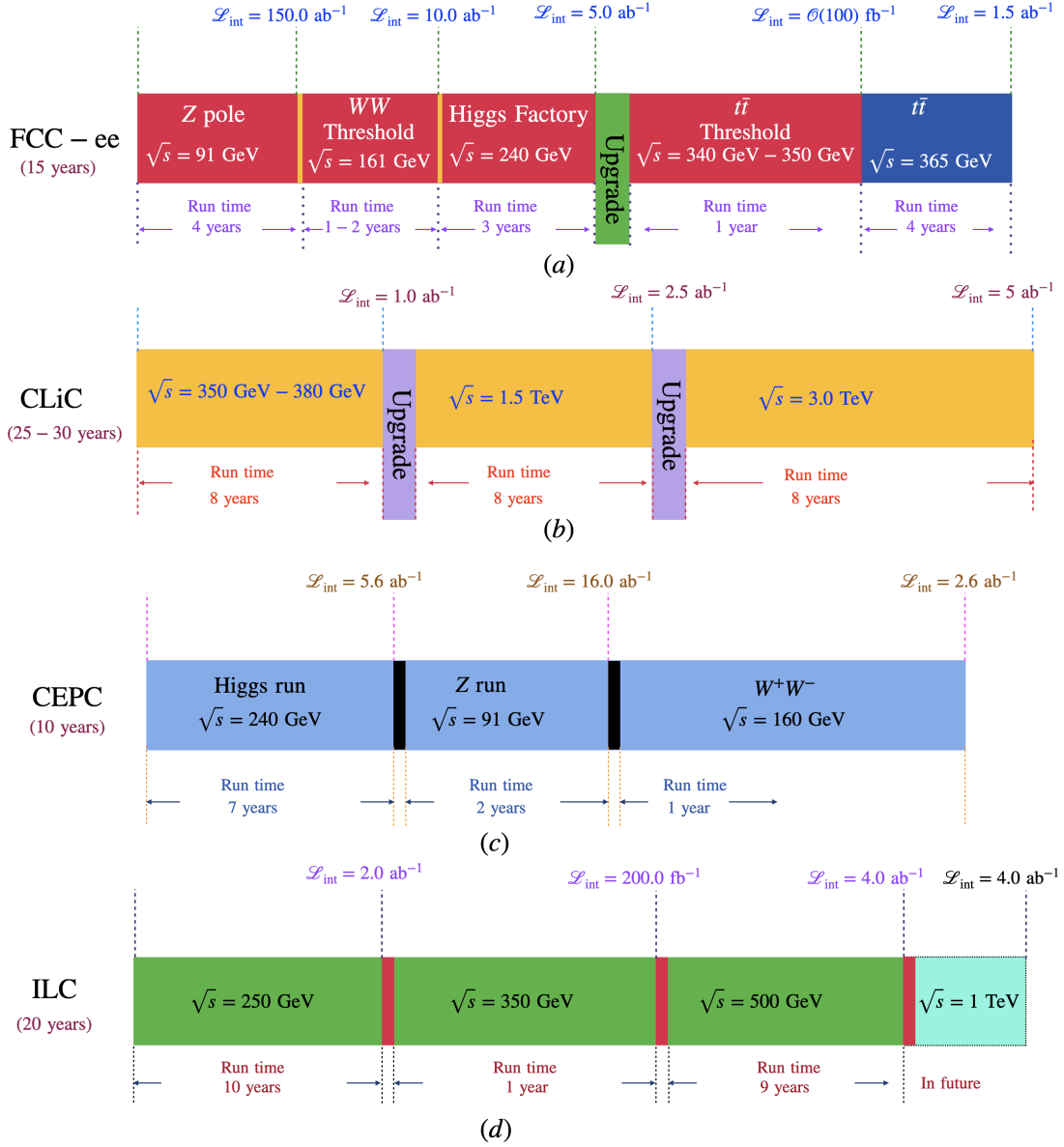


FIG. 6. The run time, center of mass energy and integrated luminosity for different proposed  $e^-e^+$  collider.

of energy option has been assumed looking at the future possible extension. A benchmark value of the prospective integrated luminosity reach at  $4 \text{ ab}^{-1}$  has been considered. Other previous reports on the  $e^-e^+$  colliders can be found in [159–165].

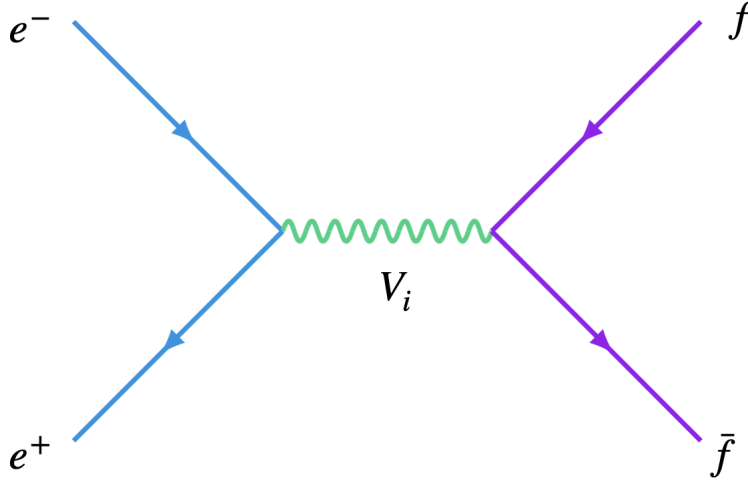


FIG. 7. The  $s$ -channel fermion pair production process at the  $e^-e^+$  collider.  $V_i$  stands for the photon and  $Z$  boson in SM and photon,  $Z$  and  $Z'$  in the  $U(1)_X$  scenario.  $f$  stands for the charged fermions like muon, bottom quark and top quark respectively.

#### IV. FERMION PAIR PRODUCTION

In this model the quarks and leptons are differently charged under the  $U(1)_X$  group. That is manifested in their interaction with the  $Z'$ . Another important feature of this model is the left and right handed fermions are also differently charged under the  $U(1)_X$  group. For example, under the  $U(1)_X$  group the left and right handed quarks are differently charged. Same property is observed for the left and right handed charged leptons. As a result, the production cross sections of the left handed fermions will be different from those of the right handed fermions. In this model the  $U(1)_X$  charge and the  $U(1)_X$  gauge coupling of the fermions do not depend on the generation of the fermions, which is a family universal scenario. For example,  $q_L^i$  has the  $U(1)_X$  charge  $\frac{1}{6}x_H + \frac{1}{3}x_\Phi$  which is same for all three generations of the quarks. This property is same for all the leptons of this model. Therefore we consider  $f = \mu$  as the leptonic final state and  $f = b$  and  $t$  for the colored final states. Further we consider  $x_H = -2, -1, 1$  and  $2$ . In this analysis we consider three choices of the polarization of the electron and positron as:

(i)  $P_e^- = 0, P_e^+ = 0$

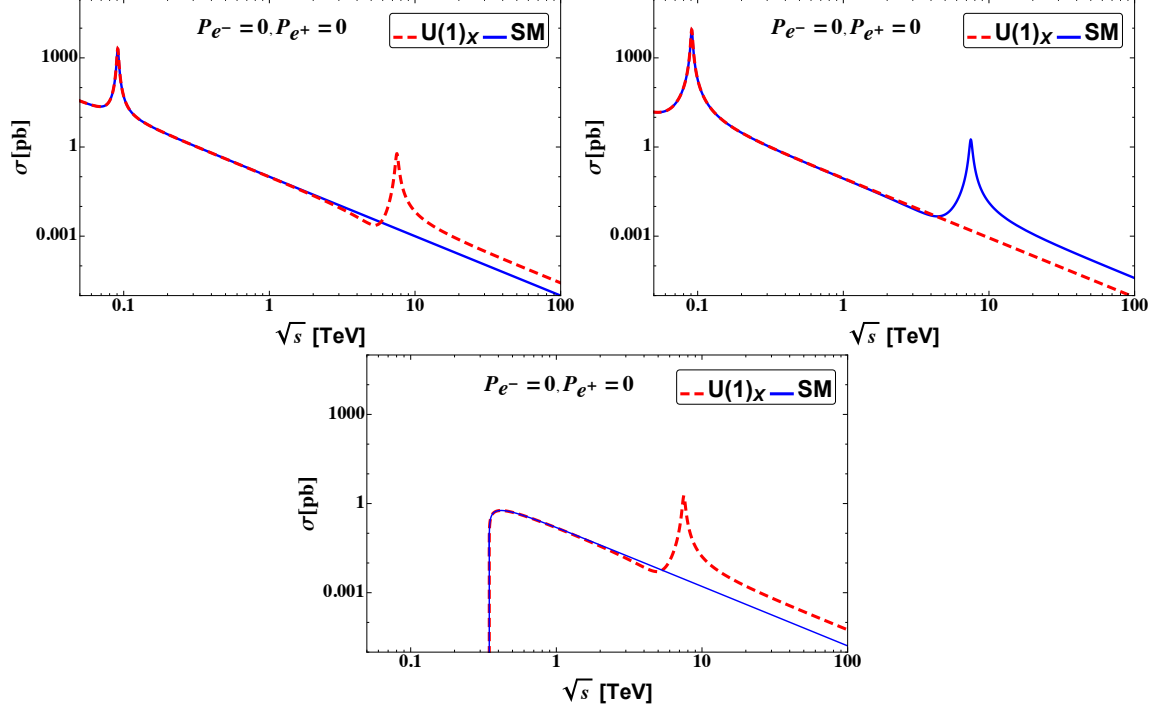


FIG. 8. The production cross section for the process  $e^-e^+ \rightarrow f\bar{f}$  including the  $Z$  and  $Z'$  gauge bosons as a function of  $\sqrt{s}$  TeV. The result shows production cross sections for  $\mu^-\mu^+$  (top, left),  $b\bar{b}$  (top, right) and  $t\bar{t}$  (bottom) taking unpolarized beams for the SM and  $U(1)_X$  cases. We consider a benchmark as  $M'_Z = 7.5$  TeV,  $g' = 0.4$  and  $x_H = -2$ .

(ii)  $P_e^- = 0.8, P_e^+ = -0.3$

(iii)  $P_e^- = -0.8, P_e^+ = 0.3$

respectively. The corresponding Feynman diagram has been shown in Fig. 7.

The production cross section of the process  $e^-e^+ \rightarrow f\bar{f}$ ,  $f \neq e$  for the SM process has been compared with the  $U(1)_X$  process in Fig. 8 where the SM shows the peak at the  $Z$  boson mass and the contribution from the  $U(1)_X$  scenario shows peaks at the  $Z$  and  $Z'$  boson masses for  $f = \mu$  and  $b$ . The  $Z'$  mediated process has interference with the  $Z$  and  $\gamma$  mediated processes. We consider  $M_{Z'} = 7.5$  TeV,  $g' = 0.4$  and  $x_H = -2$  as a benchmark. We consider unpolarized initial states. The peak at  $Z$  pole can not be observed for top quark pair production due to top quark mass threshold.

In Fig. 9 we show the total production cross section (left panel) and the deviation of form the SM (right panel) as the function of the center of mass energy ( $\sqrt{s}$ ) with different

polarizations of the electron and the positron for  $e^-e^+ \rightarrow \mu^-\mu^+$  process. The  $e^-e^+ \rightarrow \mu^-\mu^+$  process in the SM has been represented by the solid black line in the left panel of the same figure. We consider  $M_{Z'} = 7.5$  TeV. The corresponding results for  $M'_Z = 5$  TeV are shown in Fig. 10. The SM results are represented by the solid black lines in the left panels of both of these figures. The  $\mu^-\mu^+$  pair produced by the heavy resonance induced process under the  $U(1)_X$  scenario have distinctive peaks at the chosen  $Z'$  masses for different values of  $x_H$ . Due to the smallness of the  $U(1)_X$  gauge coupling, the benchmark with  $M_{Z'} = 5$  TeV has sharp resonance compared to the case with  $M_{Z'} = 7.5$  TeV. The production cross section depends on the total decay width of the  $Z'$  which depends on  $g'$ , the  $U(1)_X$  gauge coupling. Larger value of  $g'$  will increase the  $Z'$  decay width which will further widen the peak of resonance at  $M_{Z'}$ .

The deviations of the total cross section from the SM case has been calculated using Eq. 28 can be large depending on the choices of  $x_H$ ,  $M_{Z'}$  and  $g'$ . For  $M_{Z'} = 5$  TeV, the deviations are negative up to  $\sqrt{s} = 3$  TeV whereas the result for  $x_H = 2$  becomes positive for  $M_{Z'} = 7.5$  TeV beyond  $\sqrt{s} = 2.6$  TeV depending on the polarization. The results for  $x_H = -2$  and  $x_H = -1$  show narrower peak at  $M_{Z'} = 7.5$  TeV in comparison with the other two choices of  $x_H$  because of the effect of the  $U(1)_X$  charges. For  $x_H = -2$  there is no coupling between the left handed leptons and the  $Z'$  where as the coupling vanishes between the right handed electron and  $Z'$  for  $x_H = -1$ . Among the choices of  $x_H$ , the deviation becomes largest for  $x_H = 2$ . We notice this behavior in all three sets of the polarizations.

We perform the similar analyses for  $e^-e^+ \rightarrow b\bar{b}$  for  $M_{Z'} = 7.5$  TeV and  $M'_Z = 5$  TeV in Figs. 11 and 12 respectively. Similar analyses for  $t\bar{t}$  are shown in Figs. 13 and 14 respectively. The nature of the total cross section is same in these two cases. However, for the quarks we include the color factor  $N_c = 3$ . At the time of the calculation of the total cross section for  $e^-e^+ \rightarrow t\bar{t}$  we include the top quark mass at 173 GeV. The total cross sections and the corresponding deviations from the SM with respect to  $\sqrt{s}$  for  $M_{Z'} = 7.5$  TeV and  $M'_Z = 5$  TeV have been represented, too.

We define a quantity  $s|q^{XY}|$  using Eq. 21 and the center of mass energy  $\sqrt{s}$ . The indices X and Y indicate the handedness of the initial state electron and final state fermion. As a result we choose quantities like  $s|q^{LL}|$ ,  $s|q^{LR}|$ ,  $s|q^{RL}|$  and  $s|q^{RR}|$  in accordance with the Eq. 21. This quantity reflects the nature of the SM and BSM propagators. We show the nature of  $s|q^{XY}|$  in the Fig. 15 for the SM (left panel) and BSM cases with  $M'_Z = 5$  TeV



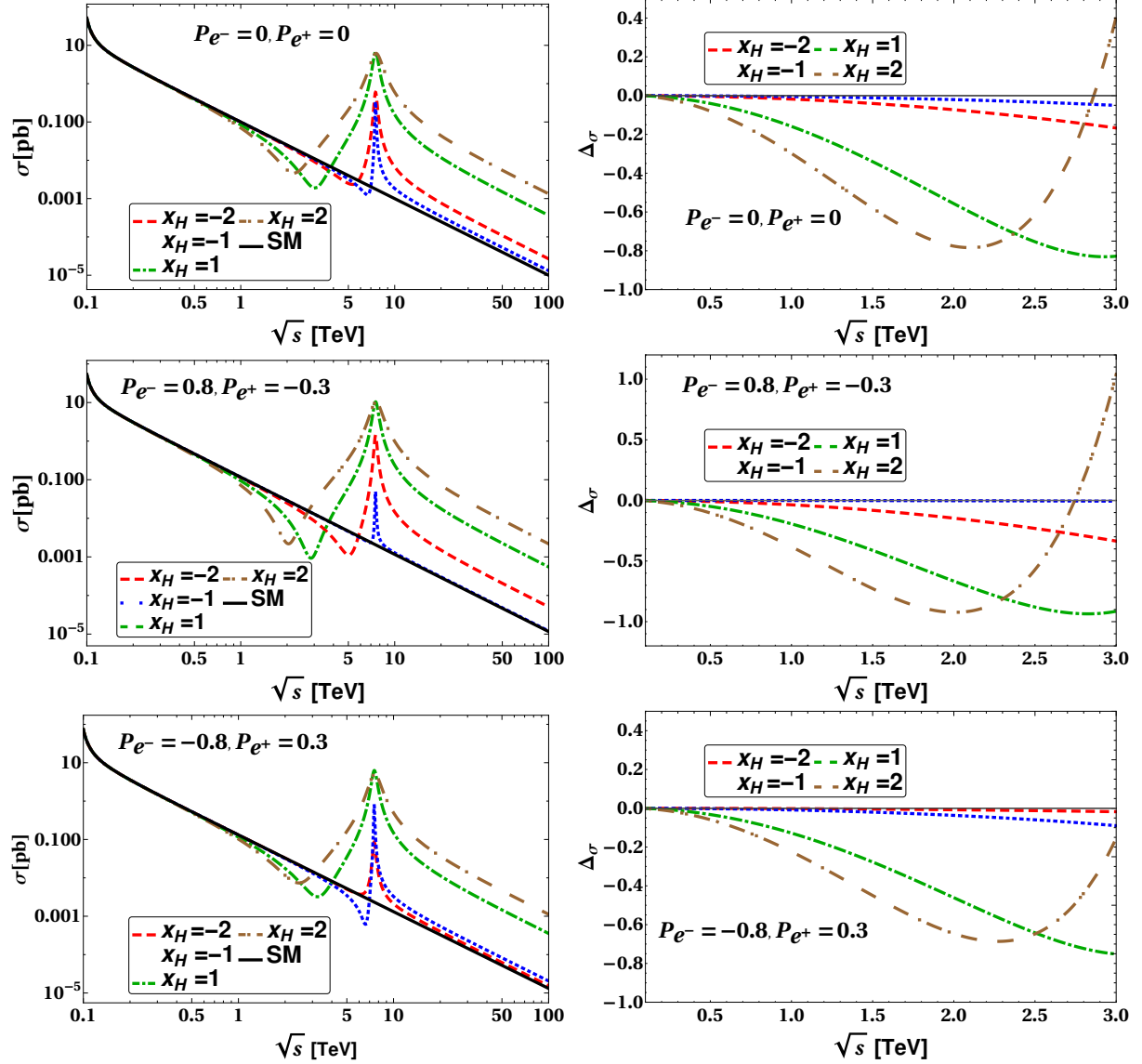


FIG. 9. The total production cross section (left panel) and the deviation of form the SM (right panel) as the function of  $\sqrt{s}$  with different polarizations of the electron and the positron for the process  $e^-e^+ \rightarrow \mu^-\mu^+$  for  $M'_{Z'} = 7.5$  TeV.

(middle panel) and 7.5 TeV (right panel). We study three different charged fermions in Fig. 15 like muon (top panel), bottom quark (middle panel) and top quark (bottom panel) respectively. The SM and BSM propagators are same except for the introduction of  $Z'$  in the BSM propagator. The effect of  $Z'$  occurs in  $s|q^{XY}|$  through the interference when  $M_{Z'} \geq \sqrt{s}$ . A resonance occurs at  $\sqrt{s} = M_{Z'}$ . Due to the bounds on  $g'$  vs  $M_{Z'}$  from the LHC and LEP-II we find that  $g'$  for  $M_{Z'} = 5$  TeV is strongly constrained leading to sharp

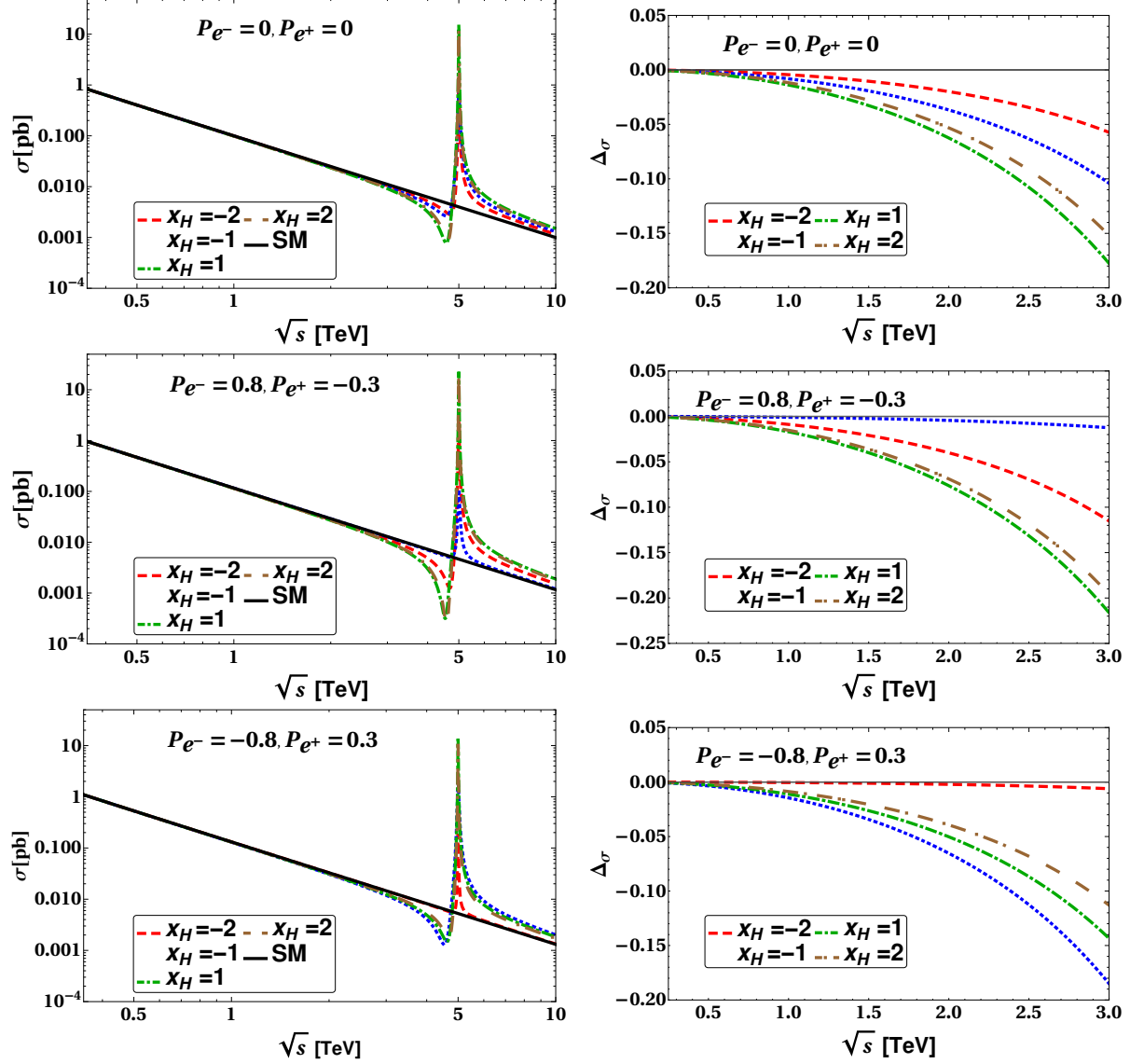


FIG. 10. The total production cross section (left panel) and the deviation of form the SM (right panel) as the function of  $\sqrt{s}$  with different polarizations of the electron and the positron for the process  $e^-e^+ \rightarrow \mu^-\mu^+$  for  $M'_Z = 5.0$  TeV.

and narrow resonance whereas the limit on  $g'$  at  $M_{Z'} = 7.5$  TeV is comparatively loose and produces resonance with broader peaks. In both of the cases the peaks are obtained at  $M_{Z'}$  which confirms the presence of the heavy  $Z'$  from the general U(1) extension of the SM. Increase in the  $\sqrt{s}$  will not show any other resonance peak for the SM case therefore we restrict the SM case up to 1 TeV, however, in the the BSM cases  $\sqrt{s}$  goes up to a scale of 100 TeV. We notice that the quantity  $s|q^{XY}|$  becomes independent of  $\sqrt{s}$  in the BSM cases

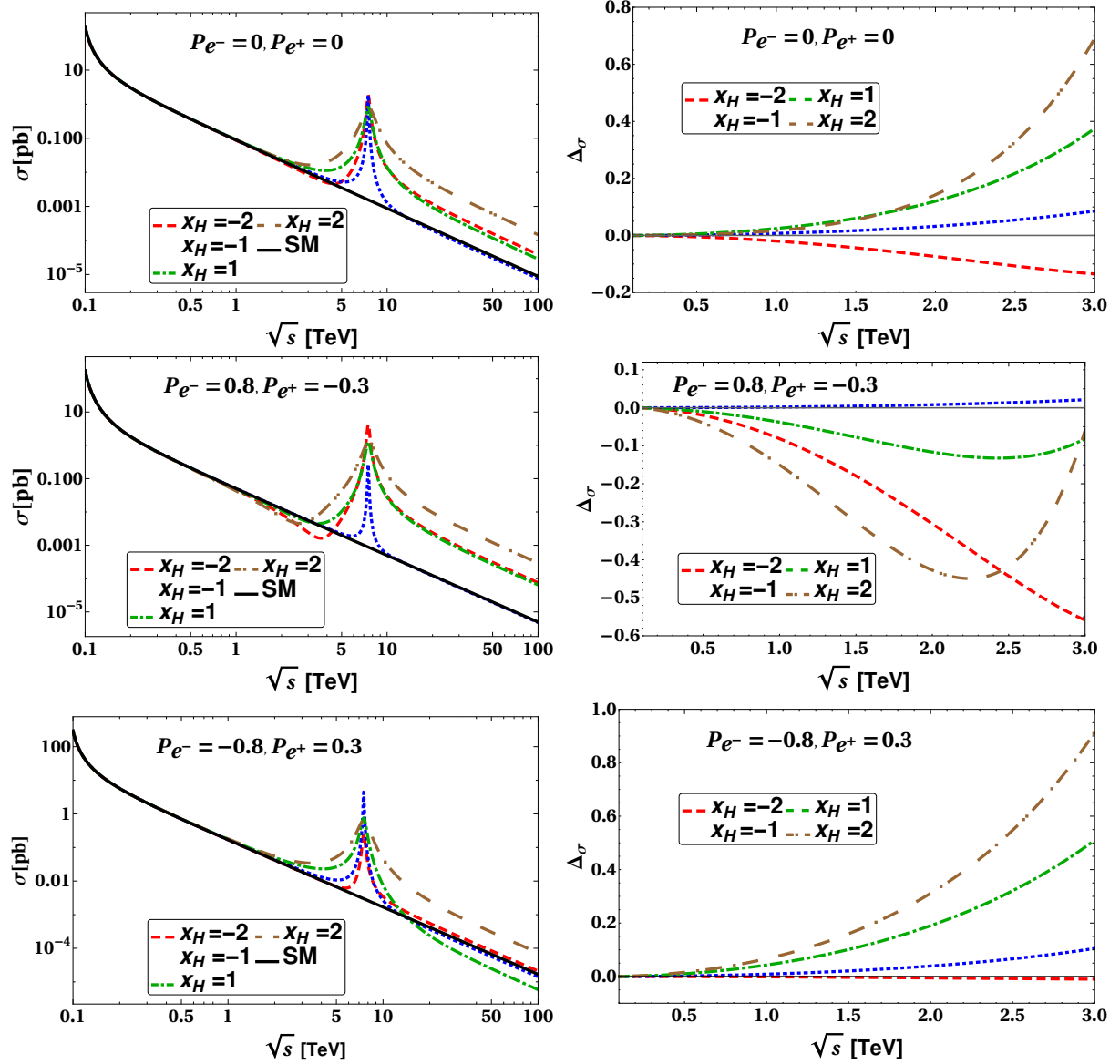


FIG. 11. The total production cross section (left panel) and the deviation of form the SM (right panel) as the function of  $\sqrt{s}$  with different polarizations of the electron and the positron for the process  $e^-e^+ \rightarrow b\bar{b}$  for  $M'_{Z'} = 7.5$  TeV.

when  $\sqrt{s}$  is away from the  $Z'$  pole leading to almost flat curves mimicking the nature of an effective theory for large  $s$  due to  $\frac{m_{V_i}^2}{s} \ll 1$  and  $\frac{m_{V_i}\Gamma_{V_i}}{s} \ll 1$ .

For  $x_H = 2$  all the charged fermions have nonvanishing couplings with the  $Z'$  which is shown in Fig. 15. From Eq. 22 it is evident that for  $x_H = -2$  the couplings between  $q_L$  and  $Z'$  and  $e_L$  and  $Z'$  are zero. Therefore only the quantity  $s|q^{\text{RR}}|$  gives a resonance at  $M_{Z'} = 5$

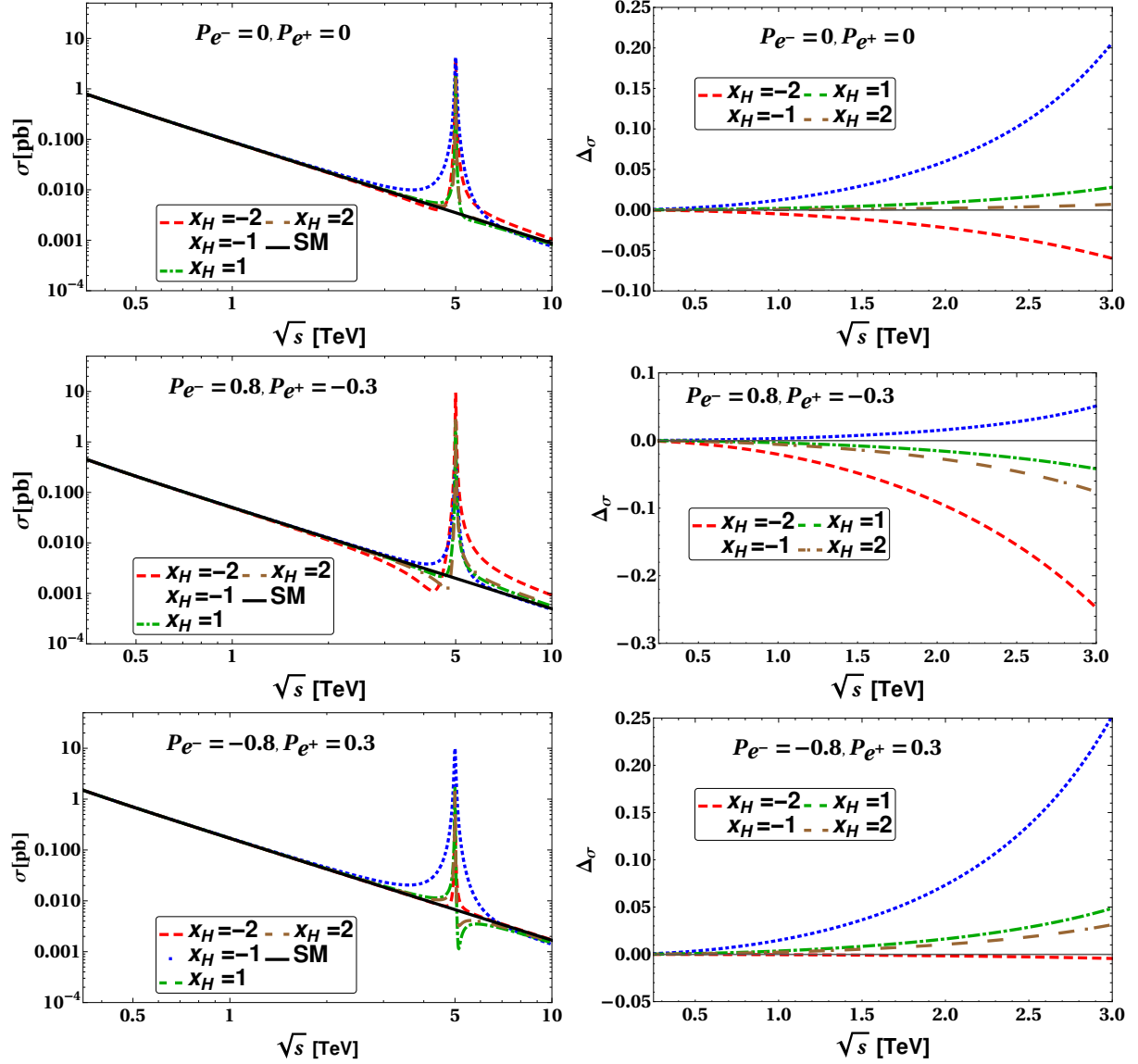


FIG. 12. The total production cross section (left panel) and the deviation of form the SM (right panel) as the function of  $\sqrt{s}$  with different polarizations of the electron and the positron for the process  $e^-e^+ \rightarrow b\bar{b}$  for  $M_Z' = 5.0$  TeV.

TeV (left panel) and 7.5 TeV (right panel) for  $e^-e^+ \rightarrow \mu^+\mu^-$  (top row),  $e^-e^+ \rightarrow b\bar{b}$  (middle row) and  $e^-e^+ \rightarrow t\bar{t}$  (bottom row) processes and it is shown in Fig. 16.

Similar behavior can be observed for  $x_H = -1$ . In this case there is no coupling between the right handed electron and  $Z'$  as a result only the quantity  $s|q^{LL}|$  contributes to the  $e^-e^+ \rightarrow \mu^-\mu^+$  process for the  $Z'$  production. Therefore in the processes  $e^-e^+ \rightarrow b\bar{b}$  and  $e^-e^+ \rightarrow t\bar{t}$  the quantities  $s|q^{LL}|$  and  $s|q^{LR}|$  contribute in the  $Z'$  production. These scenarios

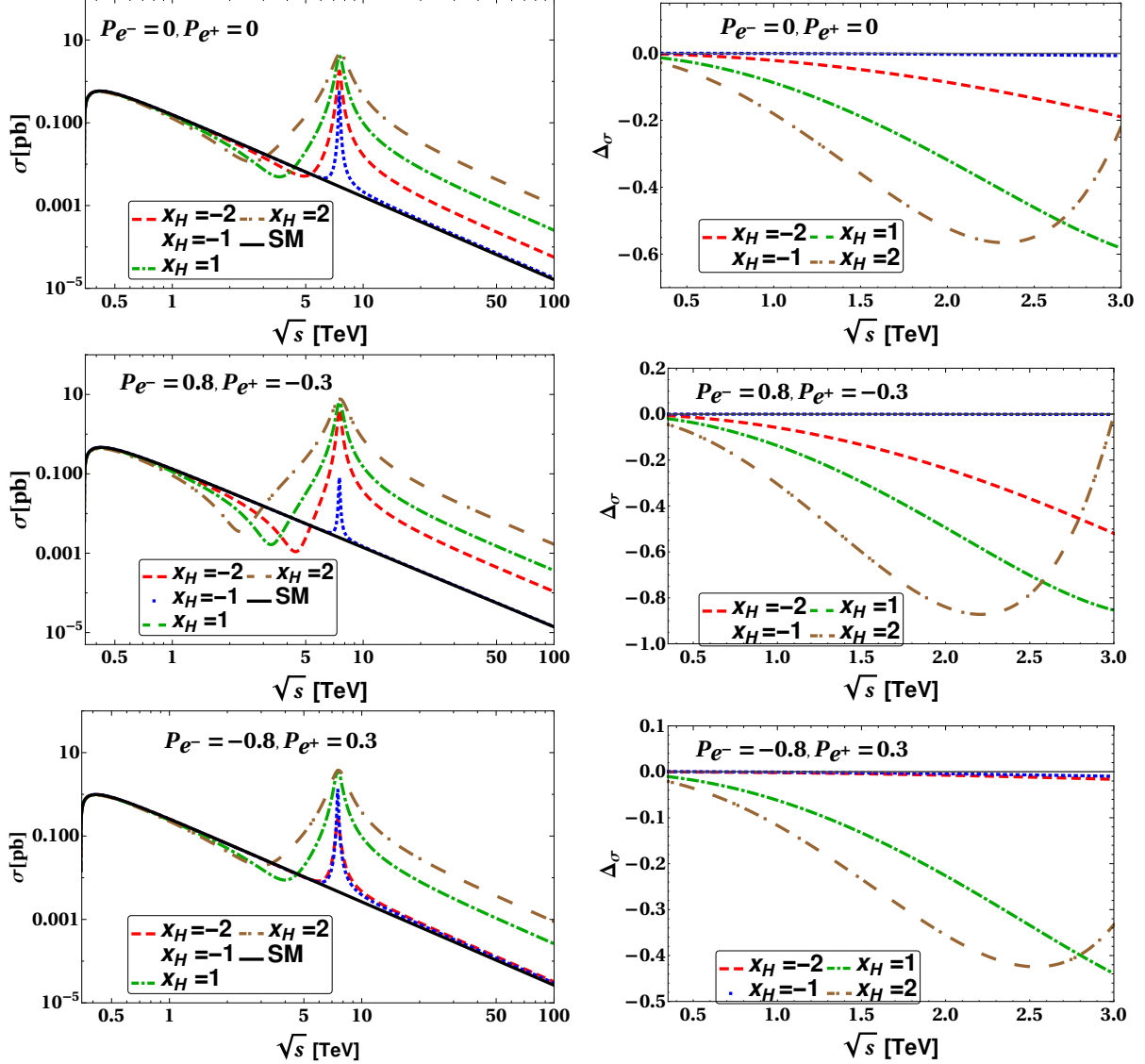


FIG. 13. The total production cross section (left panel) and the deviation of form the SM (right panel) as the function of  $\sqrt{s}$  with different polarizations of the electron and the positron for the process  $e^-e^+ \rightarrow t\bar{t}$  for  $M'_{Z'} = 7.5$  TeV.

are shown in Fig. 17 for  $M_{Z'} = 5$  TeV (left panel) and 7.5 TeV (right panel) respectively.

Now we consider  $x_H = -0.5$  where the coupling between right handed up type quark and  $Z'$  is zero. This scenario is only observed for the process  $e^-e^+ \rightarrow t\bar{t}$  where the quantities  $s|q^{LL}|$  and  $s|q^{RL}|$  contribute in the  $Z'$  production. This scenario can be observed in Fig. 18 for  $M_{Z'} = 5$  TeV (left panel) and 7.5 TeV (right panel) respectively.

In case of  $x_H = 1$  the coupling between the right handed down type quark and  $Z'$  vanishes.

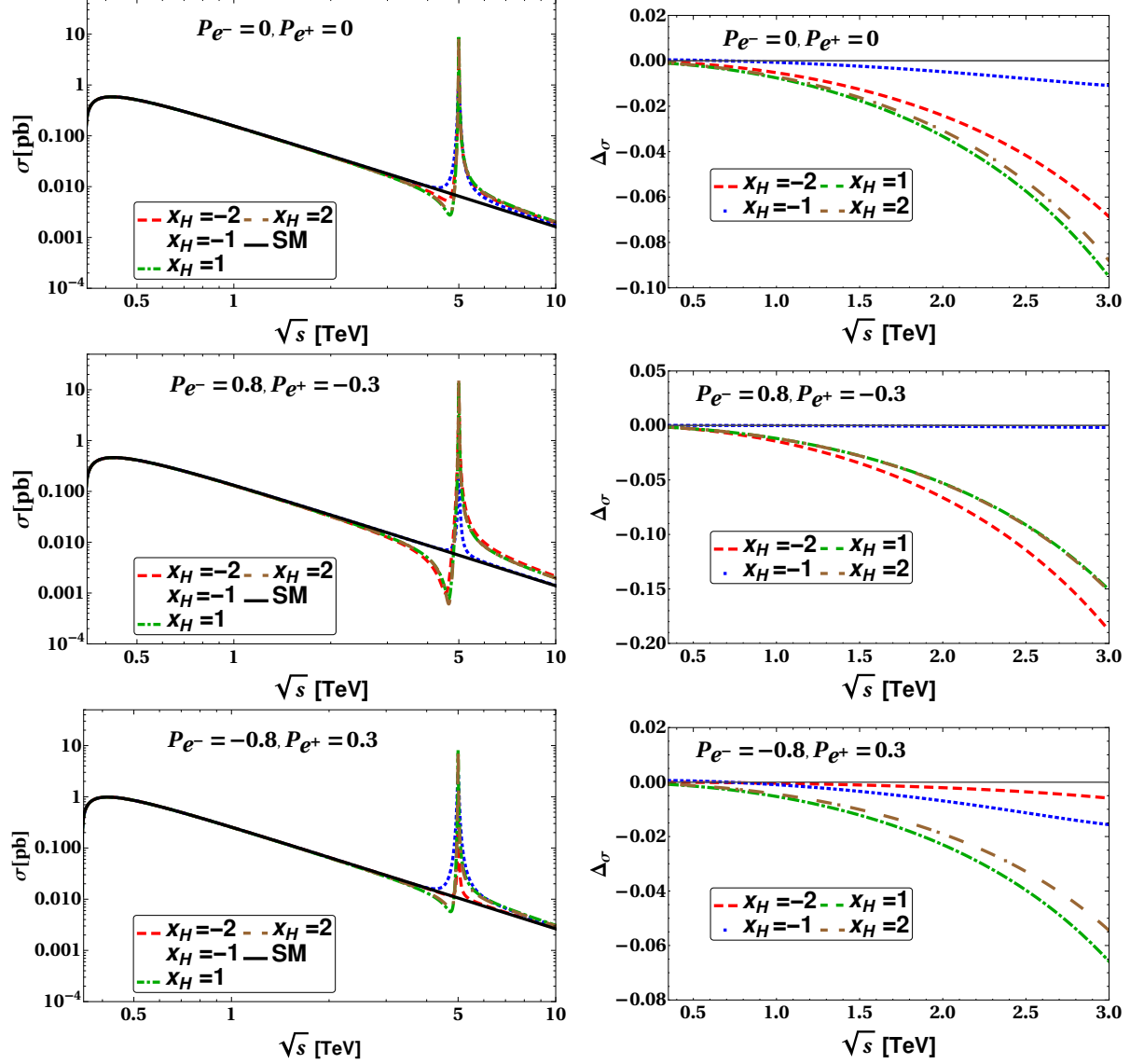


FIG. 14. The total production cross section (left panel) and the deviation of form the SM (right panel) as the function of  $\sqrt{s}$  with different polarizations of the electron and the positron for the process  $e^-e^+ \rightarrow t\bar{t}$  for  $M'_Z = 5.0$  TeV.

Therefore the contributions from  $s|q^{\text{LL}}|$  and  $s|q^{\text{RL}}|$  will be observed in the  $e^-e^+ \rightarrow b\bar{b}$  process. This scenario is shown in Fig. 19 for  $M_{Z'} = 5$  TeV (left panel) and 7.5 TeV (right panel) respectively.

The deviation of the total cross section as a function of the electron and positron polarizations is given by Eq. 28. Setting the positron polarization at zero and varying the electron polarization from  $-1$  to  $1$  we study the the deviation for 250 GeV, 500 GeV, 1 TeV and 3

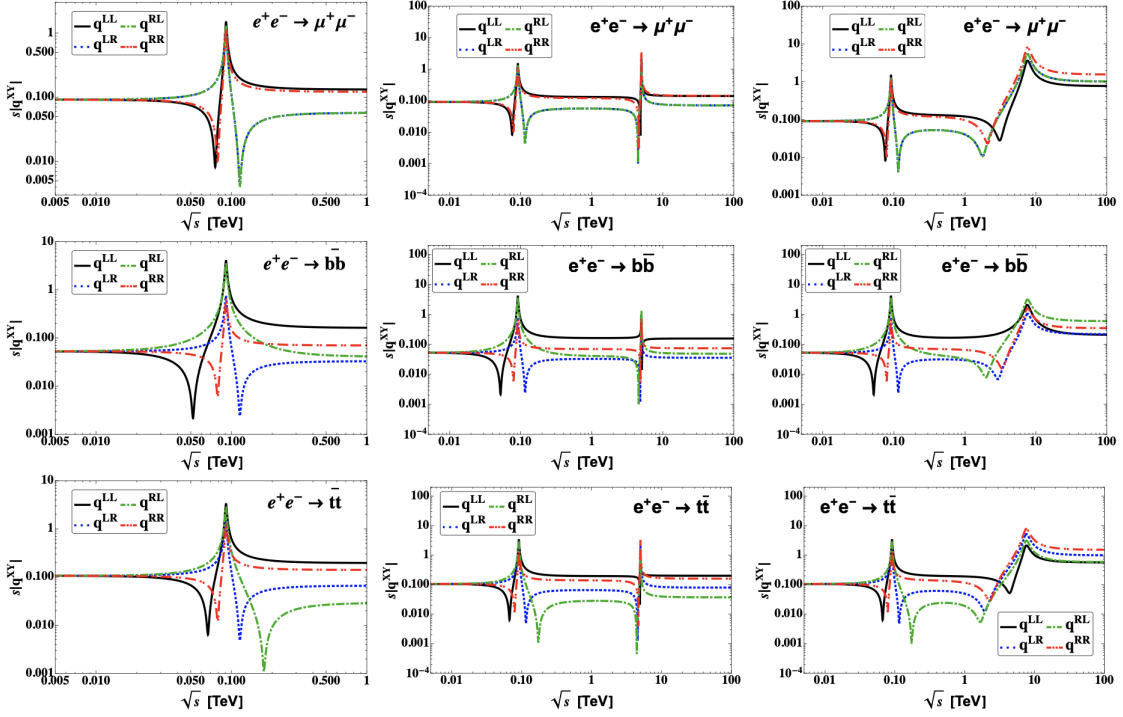


FIG. 15.  $|q^{XY}|$  as a function of  $\sqrt{s}$  for the SM (left column) and BSM cases for  $M'_Z = 5$  TeV (middle column) and  $M'_Z = 7.5$  TeV (right column). We study three different charged fermions like muon (top panel), bottom quark (middle panel) and top quark (bottom panel) respectively. In this case we consider  $x_H = 2$ . We consider  $g' = 0.048$  for  $M'_Z = 5$  TeV and  $g' = 0.4$  for  $M'_Z = 7.5$  TeV.

TeV center of mass energies at  $1 \text{ ab}^{-1}$  luminosity for  $M_{Z'} = 7.5$  TeV for  $\mu^- \mu^+$  in Fig. 20,  $b\bar{b}$  in Fig. 21 and  $t\bar{t}$  in Fig. 22 (except  $\sqrt{s} = 250$  GeV). The theoretically estimated statistical errors have been estimated using Eq. 26. Note that the theoretically estimated statistical error is inversely proportional to the  $\sqrt{\mathcal{L}_{\text{int}}}$ . We show the same results for  $M_{Z'} = 5$  TeV in Fig. 23 using 500 GeV, 1 TeV and 3 TeV center of mass energies at  $1 \text{ ab}^{-1}$ . The deviation for  $M_{Z'} = 7.5$  TeV at  $\sqrt{s} = 250$  GeV can reach up to 3% for  $x_H = 2$  which increases up to a very large margin at  $\sqrt{s} = 3$  TeV for the  $\mu^- \mu^+$  case. Similar behavior can be observed for  $b\bar{b}$  and  $t\bar{t}$  for  $M_{Z'} = 7.5$  TeV. Such deviations for the case  $M_{Z'} = 5$  TeV are comparatively small at the 500 GeV and 1 TeV whereas the results are larger at  $\sqrt{s} = 3$  TeV. Higher collider energy will make larger visible parameter space for the  $U(1)_X$  case compared to the



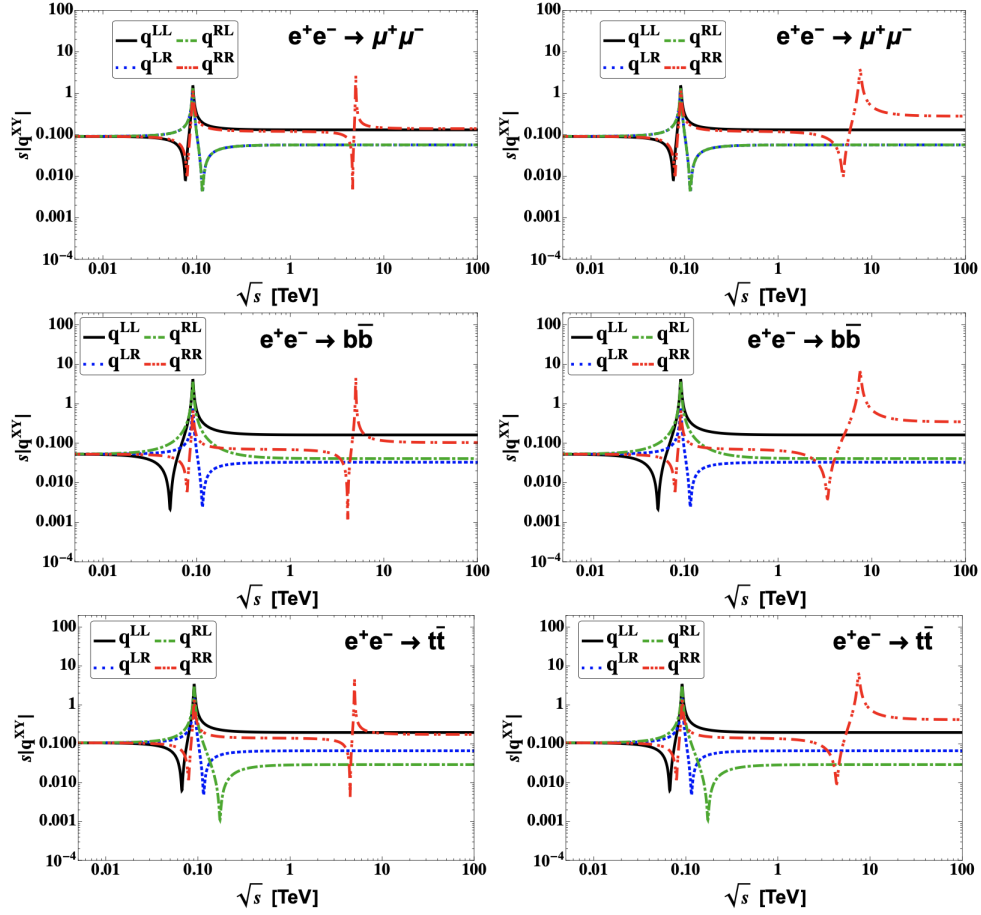


FIG. 16.  $s|q^{XY}|$  as a function of  $\sqrt{s}$  for  $M_{Z'} = 5$  TeV (left column) and  $M_{Z'} = 7.5$  TeV (right column) using  $x_H = -2$ . We study three different charged fermions like muon (top panel), bottom quark (middle panel) and top quark (bottom panel) respectively. We consider  $g' = 0.14$  for  $M_{Z'} = 5$  TeV and  $g' = 0.4$  for  $M_{Z'} = 7.5$  TeV.

lower center of mass energies. The SM process which is responsible for the theoretically estimated statistical error, becomes small with the increase in  $\sqrt{s}$ . The SM cross section of the fermion pair production mostly comes from the  $Z$  mediated process which decreases when the  $\sqrt{s}$  is greater than the  $Z$  pole.

We study the deviation in the differential scattering cross section from Eq. 27 in Fig. 24 for the  $U(1)_X$  case as function of the cosine of the scattering angle ( $\cos \theta$ ). The differential scattering cross section is a function of  $x_H$ ,  $g'$ ,  $M_{Z'}$  and the polarizations of the initial state electron and positron. For this analysis we consider  $M_{Z'} = 7.5$  TeV and in this case we have

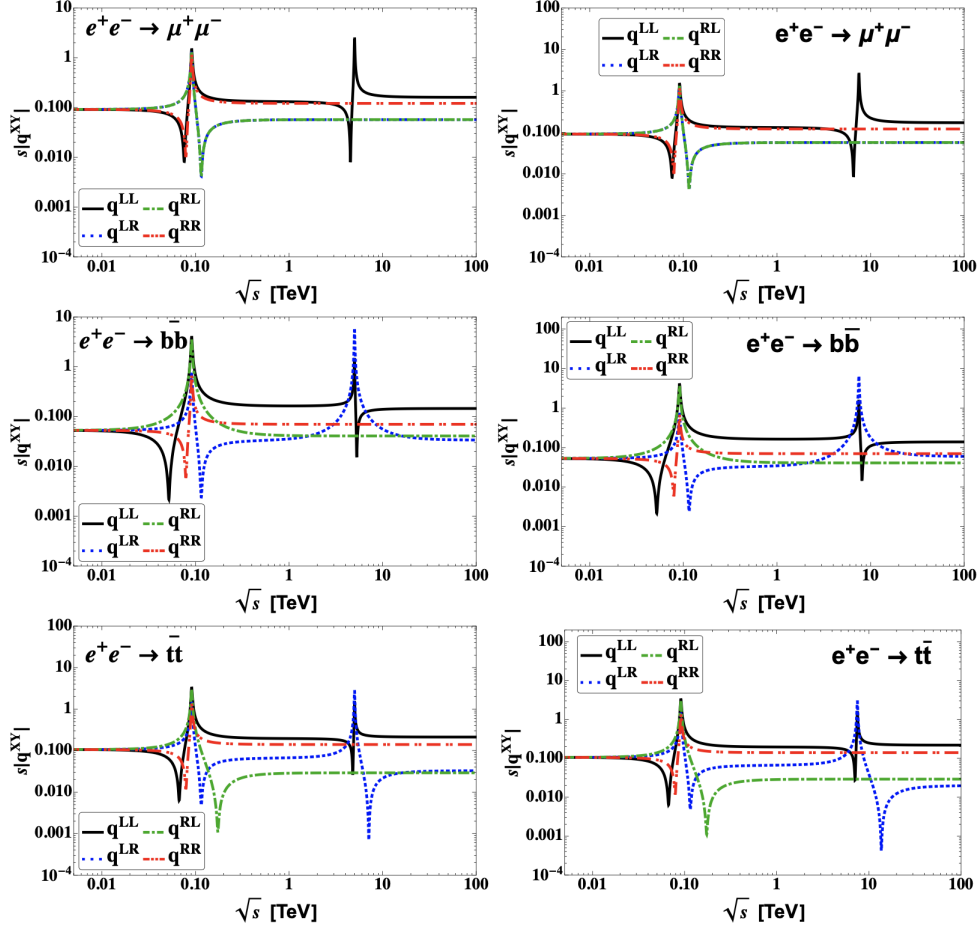


FIG. 17.  $s|q^{XY}|$  as a function of  $\sqrt{s}$  for  $M_{Z'} = 5$  TeV (left column) and  $M_{Z'} = 7.5$  TeV (right column) using  $x_H = -1$ . We study three different charged fermions like muon (top panel), bottom quark (middle panel) and top quark (bottom panel) respectively. We consider  $g' = 0.34$  for  $M_{Z'} = 5$  TeV and  $g' = 0.4$  for  $M_{Z'} = 7.5$  TeV.

considered that the  $g'$  is 0.4 allowed by the LHC and LEP-II bounds for all the choices of  $x_H$ . We consider only two extreme values of  $x_H$  at  $-2$  and  $2$  respectively which are represented by the dashed and solid lines respectively. We use three sets of polarizations as (i)  $P_e^- = 0$ ,  $P_e^+ = 0$  (red), (ii)  $P_e^- = 0.8$ ,  $P_e^+ = -0.3$  (blue) and  $P_e^- = -0.8$ ,  $P_e^+ = 0.3$  (green). The center of mass energies are considered to be 250 GeV, 500 GeV, 1 TeV and 3 TeV for  $\mu^-\mu^+$  final state in Fig. 24 and for  $b\bar{b}$  final state in Fig. 25. For the  $t\bar{t}$  final state in Fig. 26 we consider 500 GeV, 1 TeV and 3 TeV as the center of mass energies due to the top quark

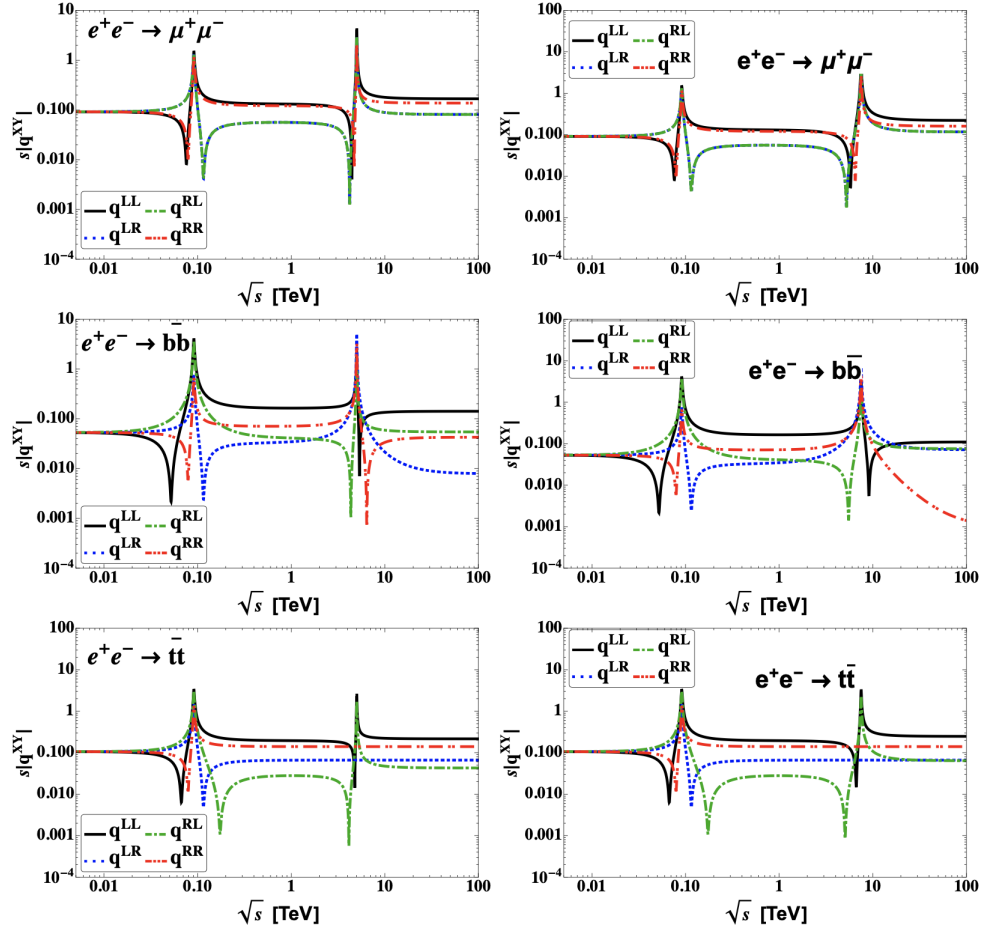


FIG. 18.  $s|q^{XY}|$  as a function of  $\sqrt{s}$  for  $M_{Z'} = 5$  TeV (left column) and  $M_{Z'} = 7.5$  TeV (right column) using  $x_H = -0.5$ . We study three different charged fermions like muon (top panel), bottom quark (middle panel) and top quark (bottom panel) respectively. We consider  $g' = 0.25$  for  $M_{Z'} = 5$  TeV and  $g' = 0.4$  for  $M_{Z'} = 7.5$  TeV.

mass threshold <sup>1</sup>.

The integrated forward-backward asymmetry for the fermion pair-production from Eq. 29 has been shown in Fig. 27 for  $M_{Z'} = 7.5$  TeV and in Fig. 28 for  $M_{Z'} = 5$  TeV as a function of the center of mass energy for different fermion pairs. We consider three combinations of polarizations for the electron and the positron:  $(P_{e^-}, P_{e^+}) = (0, 0)$ ,  $(P_{e^-}, P_{e^+}) = (0.8, -0.3)$  and  $(P_{e^-}, P_{e^+}) = (-0.8, 0.3)$  respectively. Taking  $x_H = -2, -1, 1$  and  $2$  we compare  $\mathcal{A}_{FB}$

<sup>1</sup> As we have considered different values of the  $U(1)_X$  coupling for different values of  $x_H$  after the LHC constraints for  $M_{Z'} = 5$  TeV, therefore we can not represent this result as we have done for  $M_{Z'} = 7.5$  TeV.

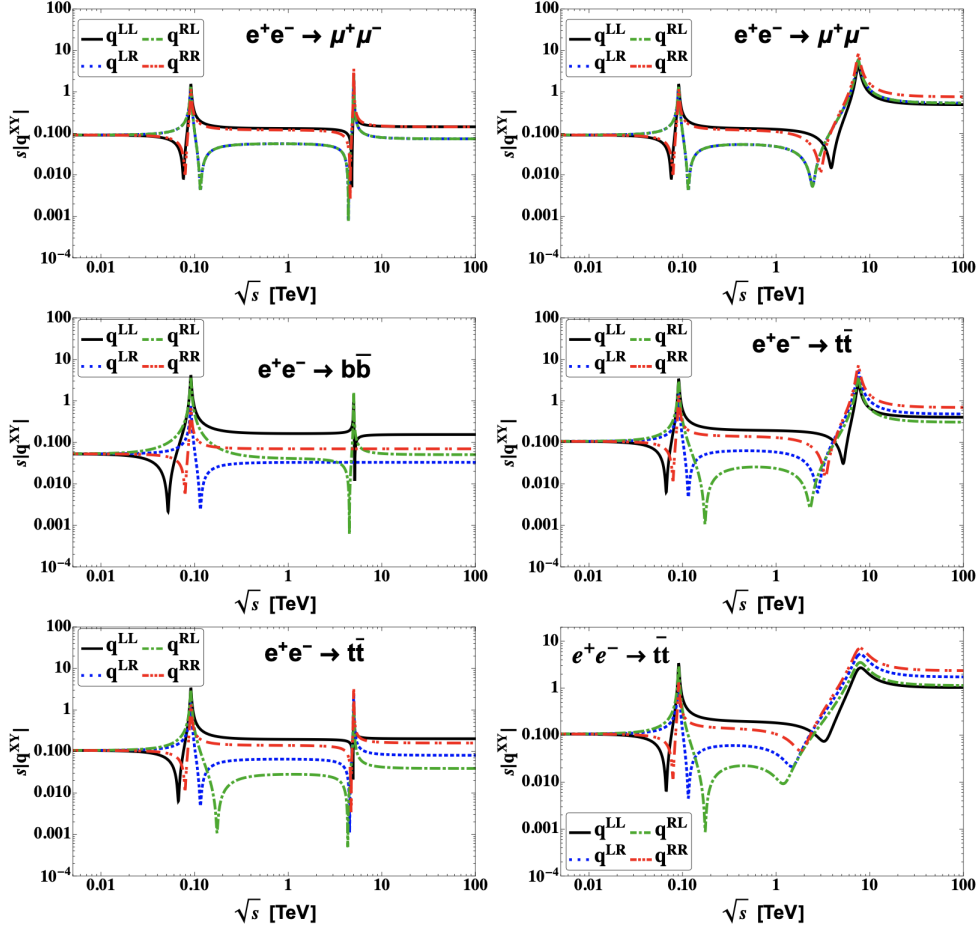


FIG. 19.  $s|q^{XY}|$  as a function of  $\sqrt{s}$  for  $M_{Z'} = 5$  TeV (left column) and  $M_{Z'} = 7.5$  TeV (right column) using  $x_H = 1$ . We study three different charged fermions like muon (top panel), bottom quark (middle panel) and top quark (bottom panel) respectively. We consider  $g' = 0.075$  for  $M_{Z'} = 5$  TeV and  $g' = 0.4$  for  $M_{Z'} = 7.5$  TeV.

of the  $U(1)_X$  model with that from the SM. In this analysis  $\mathcal{A}_{FB}$  is a useful variable due to the  $s$ -channel scattering process.

The deviation in the integrated forward-backward asymmetry has been shown in Fig. 29 for  $\mu^-\mu^+$ , Fig. 30 for  $b\bar{b}$ , Fig. 31 for  $t\bar{t}$  using  $M_{Z'} = 7.5$  TeV. The same using  $M_{Z'} = 5$  TeV for  $\mu^-\mu^+$ ,  $b\bar{b}$   $t\bar{t}$  are shown in Fig. 32. In this case  $\Delta\mathcal{A}_{FB}$  varies as a function of  $P_{e^-}$  with  $P_{e^+} = 0$  from Eq. 34. The theoretically estimated statistical error represented by gray shaded band has been calculated from Eq. 33. In this analysis we consider the fixed values of the center of mass energy at 250 GeV, 500 GeV, 1 TeV and 3 TeV respectively for  $\mu^-\mu^+$

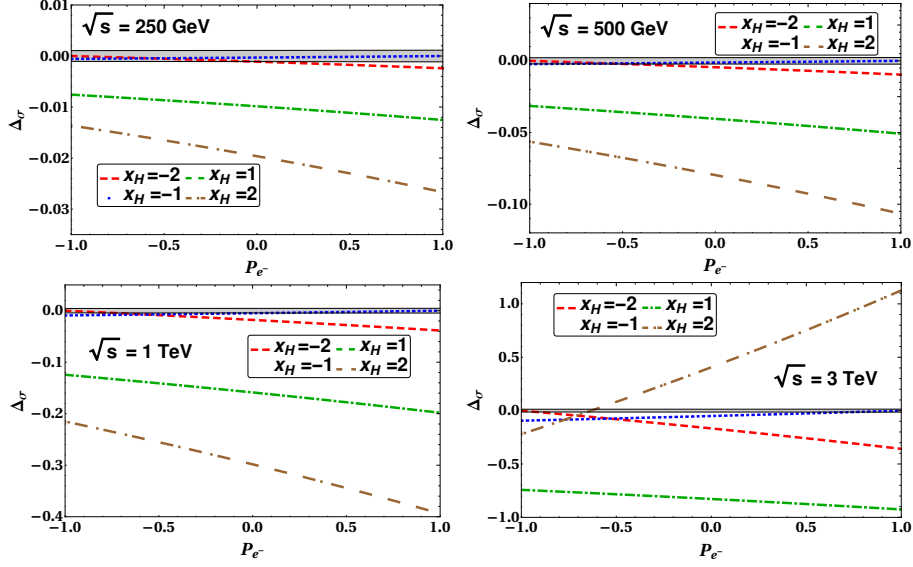


FIG. 20. Deviations of total cross section for the  $\mu^-\mu^+$  production for  $M_{Z'} = 7.5$  TeV. The theoretically estimated statistical error has been shown by gray shaded region. The considered integrated luminosity is  $\mathcal{L}_{\text{int}} = 1 \text{ ab}^{-1}$ .

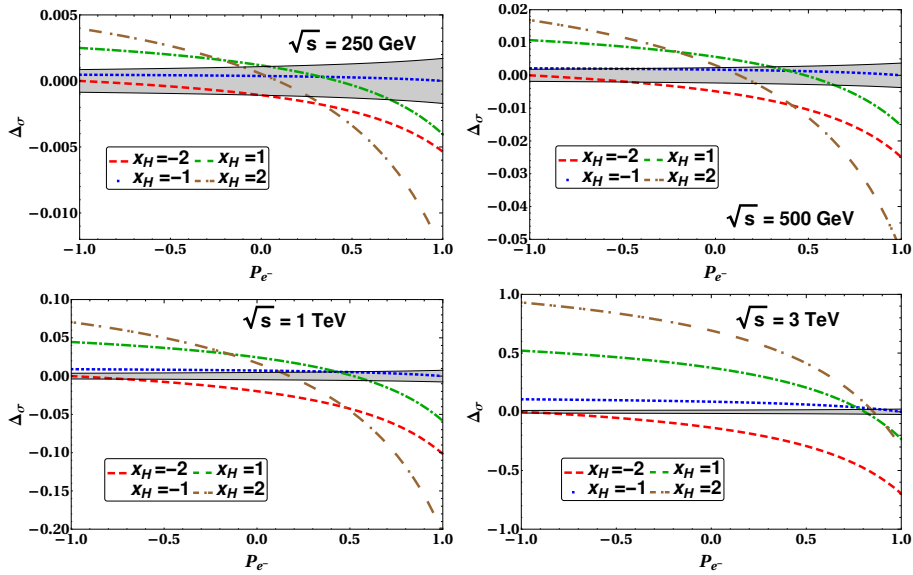


FIG. 21. Deviations of total cross section for the  $b\bar{b}$  production for  $M_{Z'} = 7.5$  TeV. The theoretically estimated statistical error has been shown by gray shaded region. The considered integrated luminosity is  $\mathcal{L}_{\text{int}} = 1 \text{ ab}^{-1}$ .

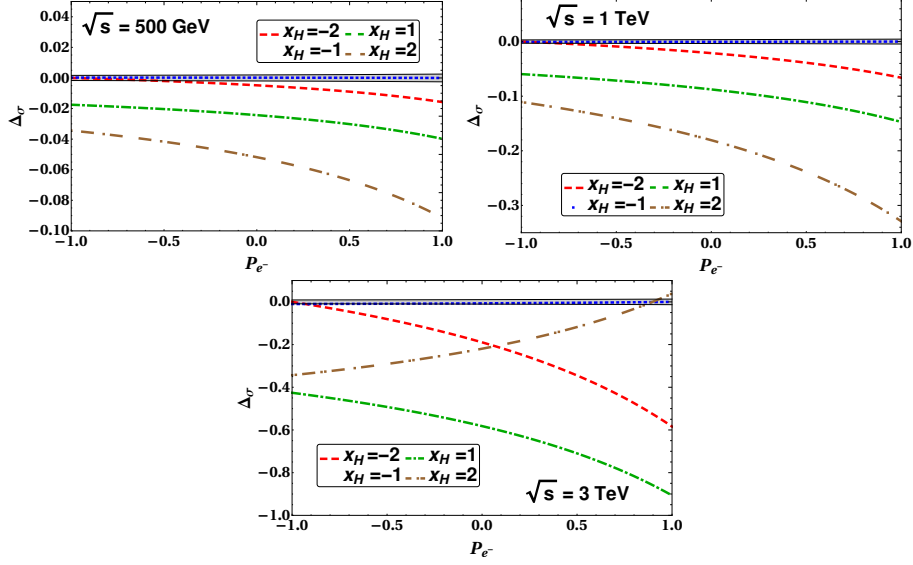


FIG. 22. Deviations of total cross section for the  $t\bar{t}$  production for  $M'_{Z'} = 7.5$  TeV. The theoretically estimated statistical error has been shown by gray shaded region. The considered integrated luminosity is  $\mathcal{L}_{\text{int}} = 1 \text{ ab}^{-1}$ .

and  $b\bar{b}$  with  $M_{Z'} = 7.5$  TeV. For the same benchmark of the  $Z'$  mass to study  $t\bar{t}$  we consider the center of mass energies as 500 GeV, 1 TeV and 3 TeV respectively. For the benchmark  $M_{Z'} = 5$  TeV we consider  $\sqrt{s} = 500$  GeV, 1 TeV and 3 TeV respectively. The deviation can reach up to 20% for  $\mu^-\mu^+$  final state with  $M_{Z'} = 7.5$  TeV for  $\sqrt{s} = 3$  TeV. The deviation is below 1% at 250 GeV. The deviation varies between 3% to 30% for  $b\bar{b}$  from  $\sqrt{s} = 250$  GeV to  $\sqrt{s} = 1$  TeV increases further at the 3 TeV  $e^-e^+$  collider. The margin of deviation increases for the top quark pairs from  $\sqrt{s} = 500$  GeV to  $\sqrt{s} = 3$  TeV. With the increase in the collider energy, the theoretically estimated statistical error which is contributed from the  $s$ -channel  $Z$  mediated SM processes becomes smaller. Similar behavior can be observed for  $M'_{Z'} = 5$  TeV. The largest deviation in this case can also be obtained at  $\sqrt{s} = 3$  TeV for three different types of the fermions. The deviation can reach up to  $\mathcal{O}(10)\%$  for  $\mu^-\mu^+$  and  $b\bar{b}$  final states.

The nature of the differential left-right asymmetry from Eq. 37 has been shown in Fig. 33 for  $\mu^+\mu^-$ , Fig. 34 for  $b\bar{b}$  and Fig. 35 for  $t\bar{t}$  using  $M_{Z'} = 7.5$  TeV as a function of  $\cos\theta$  for  $\sqrt{s} = 250$  GeV (except  $t\bar{t}$ ), 500 GeV, 1 TeV and 3 TeV. We estimate the asymmetry parameter for the  $U(1)_X$  scenario considering  $x_H = -2, -1, 1$  and 2 respectively and

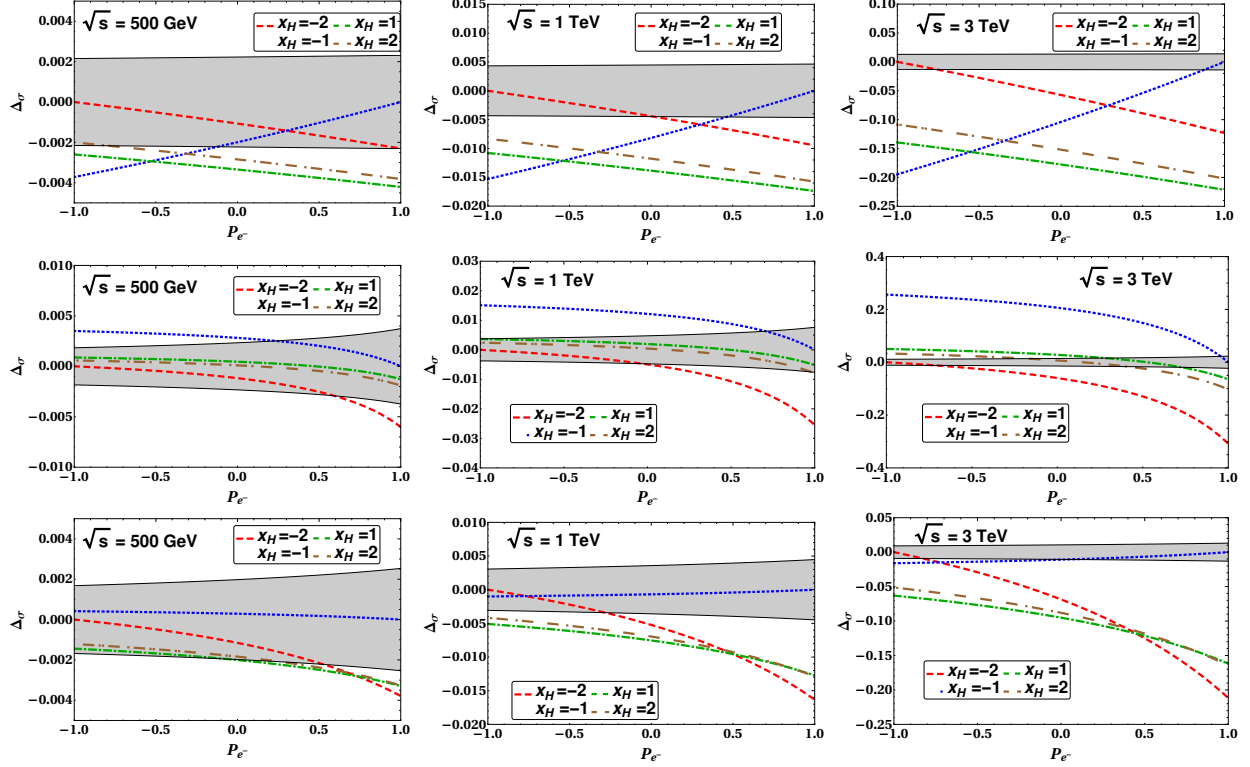


FIG. 23. Deviations of total cross section in the fermion pair production for  $M_{Z'} = 5$  TeV. The theoretically estimated statistical error has been shown by gray shaded region. The  $\mu^+\mu^-$ ,  $b\bar{b}$  and  $t\bar{t}$  channels are shown in the top, middle and bottom panels respectively. The considered integrated luminosity is  $\mathcal{L}_{\text{int}} = 1 \text{ ab}^{-1}$ .

represent them along with the SM result. Similar parameter has been shown for  $M_{Z'} = 5$  TeV as a function of  $\cos\theta$  for  $\sqrt{s} = 500$  GeV, 1 TeV and 3 TeV using  $x_H = -2, -1, 1$  and 2 respectively along with the SM result in Fig. 36.

We estimate the deviations for the differential left-right asymmetry from Eq. 45 using  $M_{Z'} = 7.5$  TeV in Fig. 37 for  $\mu^+\mu^-$ , Fig. 38 for  $b\bar{b}$  and Fig. 39 for  $t\bar{t}$  respectively as a function of  $\cos\theta$  for  $\sqrt{s} = 250$  GeV (except  $t\bar{t}$ ), 500 GeV, 1 TeV and 3 TeV using  $x_H = -2, -1, 1$  and 2 respectively. We study the same using  $M'_Z = 5$  TeV in Fig. 40. The theoretically estimated statistical error from Eq. 44 has been represent by a gray shaded band which is inversely proportional to the integrated luminosity. The integrated left-right asymmetry can be obtained from Eq. 40. Its behavior as a function of the center of mass energy can be observed in Fig. 41 for  $x_H = -2, -1, 1$  and 2 respectively for  $M'_Z = 7.5$  TeV and the same for  $M'_Z = 5$  TeV has been shown in Fig. 42. The final state particles are considered

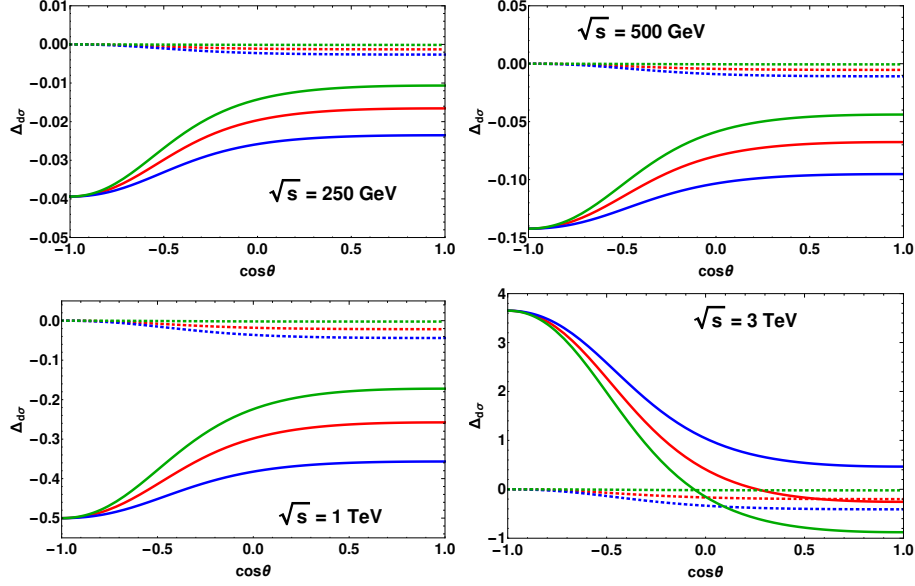


FIG. 24. Deviation in the differential scattering cross section as a function of  $\cos \theta$  for  $\mu^- \mu^+$  final state using  $M'_{Z'} = 7.5$  TeV. The solid lines stand for  $x_H = 2$  and the dotted lines stand for  $x_H = -2$ . The polarizations of the electron and positron are taken as  $P_e^- = 0, P_e^+ = 0$  (red lines), (ii)  $P_e^- = 0.8, P_e^+ = -0.3$  (blue lines) and (ii)  $P_e^- = -0.8, P_e^+ = 0.3$  (green lines) respectively.

as  $\mu^- \mu^+, b\bar{b}$  and  $t\bar{t}$  respectively. The contribution from the SM has been represented by the black solid line. In the left-right asymmetry the main ingredient is the different couplings of the left and right handed fermions with the  $Z'$ . The effect of such couplings has been manifested specially for the choices  $x_H = -2$  and  $x_H = -1$  where  $Z'$  has no coupling with the left handed fermions and right handed electrons respectively.

The differential left-right forward-backward (LR-FB) asymmetry has been defined in Eq. 48 and its behavior as a function of  $\cos \theta$  for  $M_{Z'} = 7.5$  TeV has been shown in Fig. 43 for  $\mu^- \mu^+$ , in Fig. 44 for  $b\bar{b}$ , in Fig. 45 for  $t\bar{t}$ . To analyze the LR-FB asymmetry we consider  $\sqrt{s} = 250$  GeV (except  $t\bar{t}$ ), 500 GeV, 1 TeV and 3 TeV as the center of mass energies. We have considered  $x_H = -2, -1, 1$  and  $2$  respectively. We show the same for  $M_{Z'} = 5$  TeV in Fig. 46 for the  $\mu^+ \mu^-$  (top panel),  $b\bar{b}$  (middle panel) and  $t\bar{t}$  (bottom panel) respectively. The SM result is represented by the black solid line. The shift from the SM becomes prominent with the increase in the center of mass energy for  $\mu^- \mu^+$  from 250 GeV to 3 TeV for  $M_{Z'} = 7.5$  TeV. The asymmetry parameter for the muon becomes prominent from 1 TeV center of mass energy whereas for top quarks the asymmetry parameter becomes prominent from 500 GeV



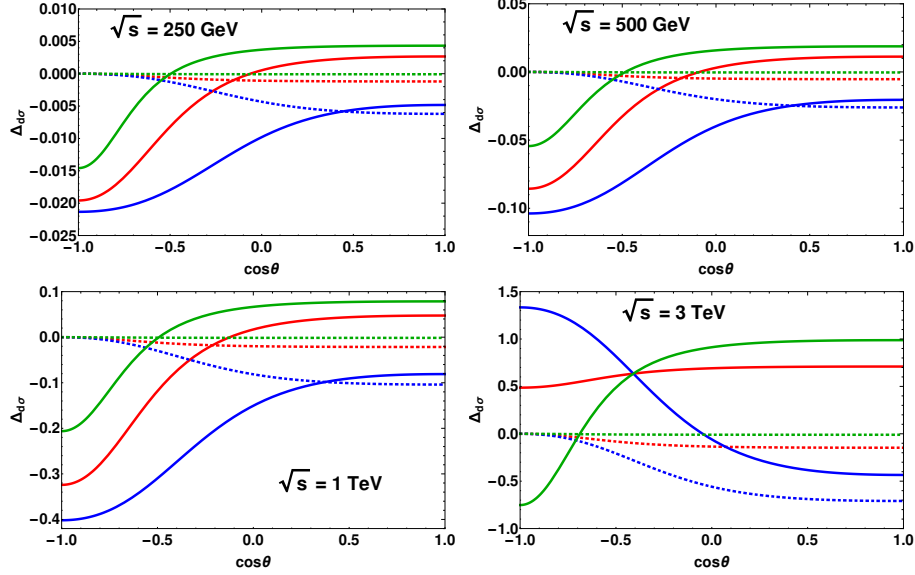


FIG. 25. Deviation in the differential scattering cross section as a function of  $\cos \theta$  for  $b\bar{b}$  final state using  $M'_{Z'} = 7.5$  TeV. The solid lines stand for  $x_H = 2$  and the dotted lines stand for  $x_H = -2$ . The polarizations of the electron and positron are taken as  $P_e^- = 0, P_e^+ = 0$  (red lines), (ii)  $P_e^- = 0.8, P_e^+ = -0.3$  (blue lines) and (ii)  $P_e^- = -0.8, P_e^+ = 0.3$  (green lines) respectively.

to 3 TeV. The asymmetry parameter for the muons become prominent from 1 TeV center of mass energy for  $M_{Z'} = 5$  TeV, that for the bottom quark becomes prominent at the 3 TeV center of mass energy. The case for the top quark becomes prominent also at the 3 TeV for  $M_{Z'} = 5$  TeV.

The LR-FB asymmetry involves the couplings of the  $Z'$  with the SM charged fermions. For the choice  $x_H = -2$  there is no coupling between the  $Z'$  and the left handed fermions and for  $x_H = -1$  there is no coupling between the right handed electrons and  $Z'$ . Similarly for  $x_H = 1$  there is no coupling between the right handed down type quark and the  $Z'$ . Therefore such effects have been observed in the behavior of this asymmetry parameter. The deviation of the differential LR-FB asymmetry defined in Eq. 52 has been shown as a function of  $\cos \theta$  in Fig. 47 for  $\mu^-\mu^+$ , Fig. 48 for  $b\bar{b}$  and Fig. 49 for  $t\bar{t}$  considering  $M_{Z'} = 7.5$  TeV. In this case we consider  $\sqrt{s} = 250$  GeV (except  $t\bar{t}$ ), 500 GeV, 1 TeV and 3 TeV as the center of mass energies. We do the same for  $M_{Z'} = 5$  TeV using  $\sqrt{s} = 500$  GeV, 1 TeV and 3 TeV respectively and the behavior is shown in Fig. 50. In this analysis we consider different values of  $x_H$  as  $-2, -1, 1$  and  $2$  respectively to estimate the differential LR-FB

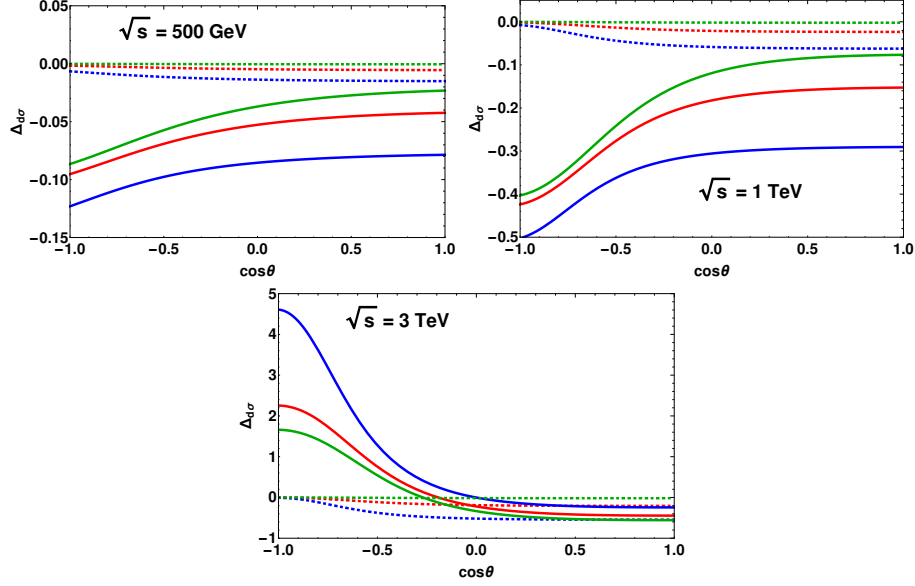


FIG. 26. Deviation in the differential scattering cross section as a function of  $\cos \theta$  for  $t\bar{t}$  final state using  $M'_{Z'} = 7.5$  TeV. The solid lines stand for  $x_H = 2$  and the dotted lines stand for  $x_H = -2$ . The polarizations of the electron and positron are taken as  $P_e^- = 0, P_e^+ = 0$  (red lines), (ii)  $P_e^- = 0.8, P_e^+ = -0.3$  (blue lines) and (ii)  $P_e^- = -0.8, P_e^+ = 0.3$  (green lines) respectively.

asymmetry of the  $U(1)_X$  scenario. The gray shaded regions in these figures represent the theoretically estimated statistical error from Eq. 51 which is inversely proportional to the integrated luminosity. A sizable deviation for  $M_{Z'} = 7.5$  TeV can be observed using the muons at the final state from 250 GeV to 3 TeV, however, the deviations with the bottom is comparatively small. On the other hand the deviation for the top quarks can be large for  $\sqrt{s} = 500$  GeV to  $\sqrt{s} = 3$  TeV. This behavior of LR-FB asymmetry is comparatively small for  $M'_{Z'} = 5$  TeV and the theoretically estimated statistical error seems to be comparable with the results obtained from the  $U(1)_X$  case for different  $x_H$ . The smallness of the BSM effect in the later case is due to the strong constraints on the  $U(1)_X$  coupling from the LHC data where as the constraints on  $M_{Z'} = 7.5$  TeV is weak, however, we have showed that LEP-II constraints are stronger than the LHC. Significant deviation for  $M_{Z'} = 5$  TeV can be observed at  $\sqrt{s} = 3$  TeV for the  $t\bar{t}$  final state.

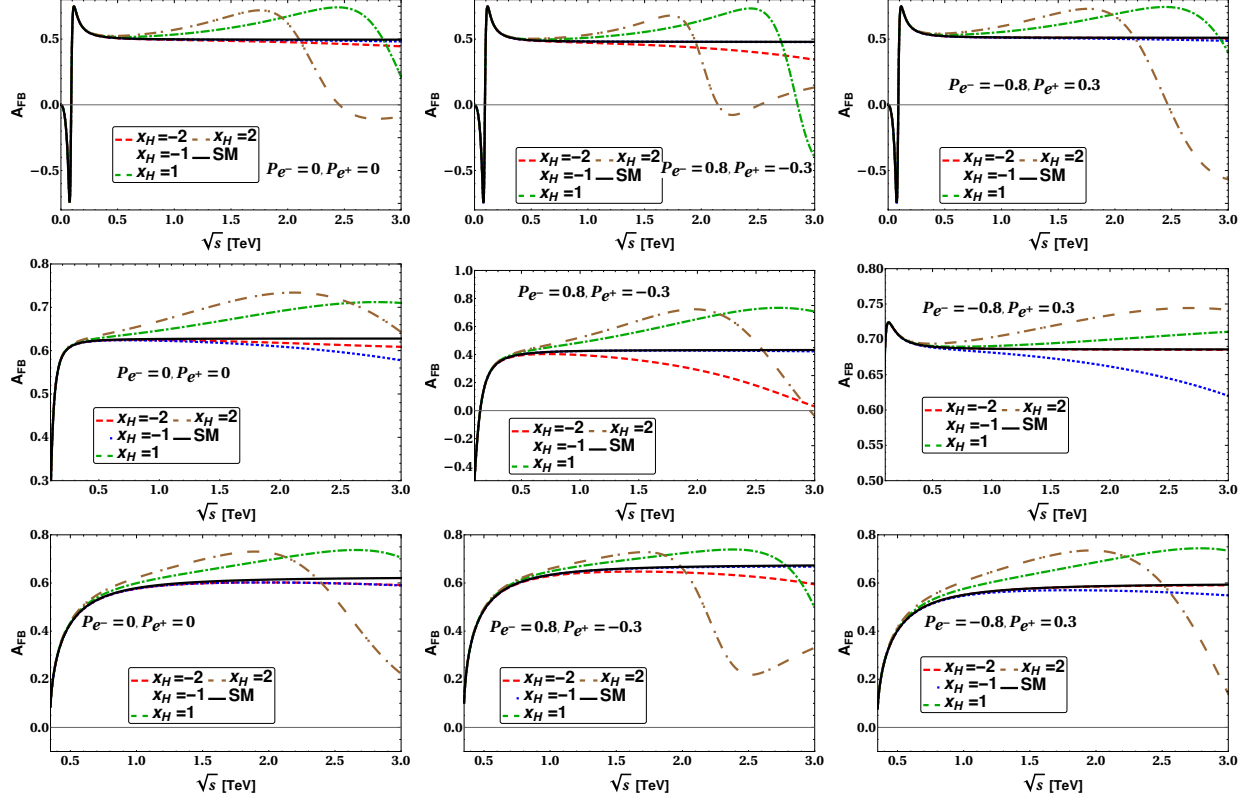


FIG. 27. The integrated forward-backward asymmetry for  $M_{Z'} = 7.5$  TeV as a function of the center of mass energy for  $e^-e^+ \rightarrow f\bar{f}$  process considering  $\mu\mu$  (top panel),  $b\bar{b}$  (middle panel) and  $t\bar{t}$  (bottom panel) respectively with the three sets of polarizations for the electron and positron from left to right columns:  $(P_{e^-}, P_{e^+}) = (0, 0)$ ,  $(P_{e^-}, P_{e^+}) = (0.8, -0.3)$  and  $(P_{e^-}, P_{e^+}) = (-0.8, 0.3)$  respectively. The SM result is shown by the solid black line.

## V. BHABHA SCATTERING

The  $e^-e^+ \rightarrow e^-e^+$  process in Fig. 51, known as the Bhabha scattering, has  $s$ -channel and  $t$ -channel contributions. In the SM, the Bhabha scattering is induced by the photon and  $Z$  mediated channels where as in the  $U(1)_X$  model an additional contribution from the  $Z'$  boson is obtained along with the photon and  $Z$  mediated channels. These three channels also interfere as they have same initial and final states. The coupling between  $Z'$  and the electron contains the  $U(1)_X$  charge. In this scenario the effect of  $x_H$  will be manifested in the Bhabha scattering process from the coupling. For the longitudinally polarized initial

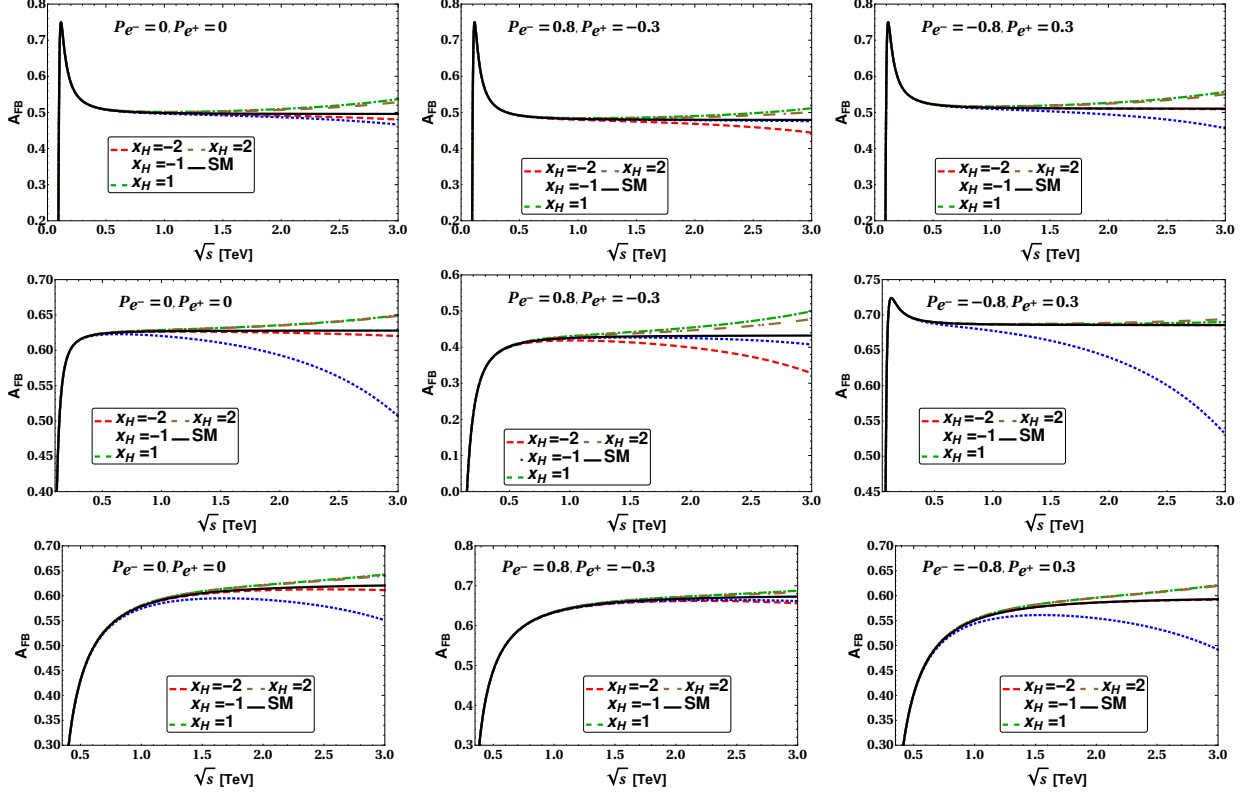


FIG. 28. The integrated forward-backward asymmetry for  $M_{Z'} = 5$  TeV as a function of the center of mass energy for  $e^-e^+ \rightarrow f\bar{f}$  process considering  $\mu\mu$  (top panel),  $b\bar{b}$  (middle panel) and  $t\bar{t}$  (bottom panel) respectively with the three sets of polarizations for the electron and positron from left to right columns:  $(P_{e^-}, P_{e^+}) = (0, 0)$ ,  $(P_{e^-}, P_{e^+}) = (0.8, -0.3)$  and  $(P_{e^-}, P_{e^+}) = (-0.8, 0.3)$  respectively. The SM result is shown by the solid black line.

states the differential scattering cross section can be written as

$$\begin{aligned} \frac{d\sigma}{d\cos\theta}(P_{e^-}, P_{e^+}) = \frac{1}{4} \left\{ (1 - P_{e^-})(1 - P_{e^+}) \frac{d\sigma_{e_L^- e_L^+}}{d\cos\theta} + (1 + P_{e^-})(1 + P_{e^+}) \frac{d\sigma_{e_R^- e_R^+}}{d\cos\theta} + \right. \\ \left. (1 - P_{e^-})(1 + P_{e^+}) \frac{d\sigma_{e_L^- e_R^+}}{d\cos\theta} + (1 + P_{e^-})(1 - P_{e^+}) \frac{d\sigma_{e_R^- e_L^+}}{d\cos\theta} \right\} \quad (53) \end{aligned}$$

where  $P_{e^-}$  and  $P_{e^+}$  are the polarizations of the electron and positron beams, respectively.  $P_{e^-} = 1$  ( $P_{e^-} = -1$ ) denotes purely right handed electrons (positrons).  $\sigma_{e_L^- e_L^+}$ ,  $\sigma_{e_R^- e_R^+}$ ,  $\sigma_{e_L^- e_R^+}$ , and  $\sigma_{e_R^- e_L^+}$  denote the total cross sections for the left handed electron and left handed positron, right handed electron and right handed positron, left handed electron and right handed positron and right handed electron and right handed positron respectively. The correspond-

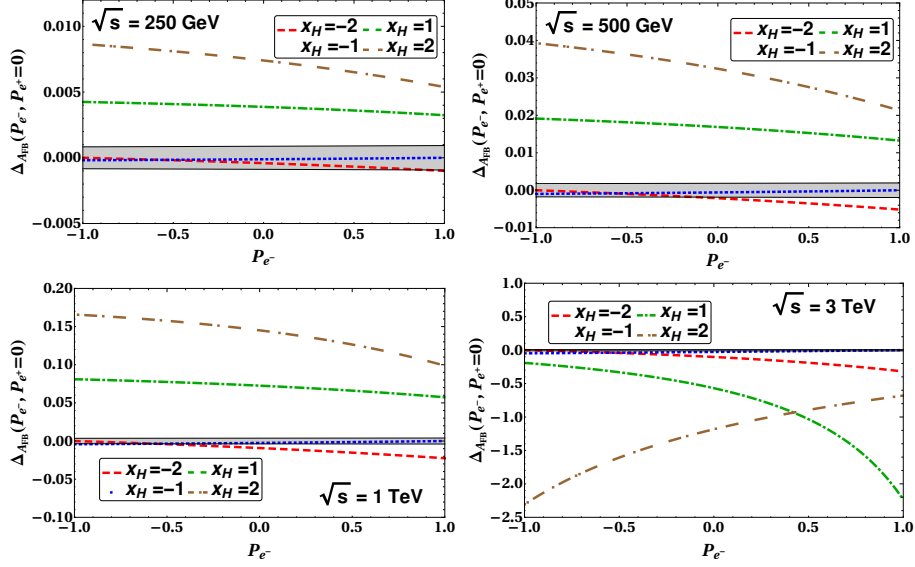


FIG. 29. The deviation in the integrated forward-backward asymmetry as a function of  $P_e^-$  for the process  $e^-e^+ \rightarrow \mu^-\mu^+$  taking  $P_{e^+} = 0$  for  $M_{Z'} = 7.5$  TeV. The theoretically estimated statistical error has been represented by the gray shaded band. The integrated luminosity has been considered as  $\mathcal{L}_{\text{int}} = 1 \text{ ab}^{-1}$ .

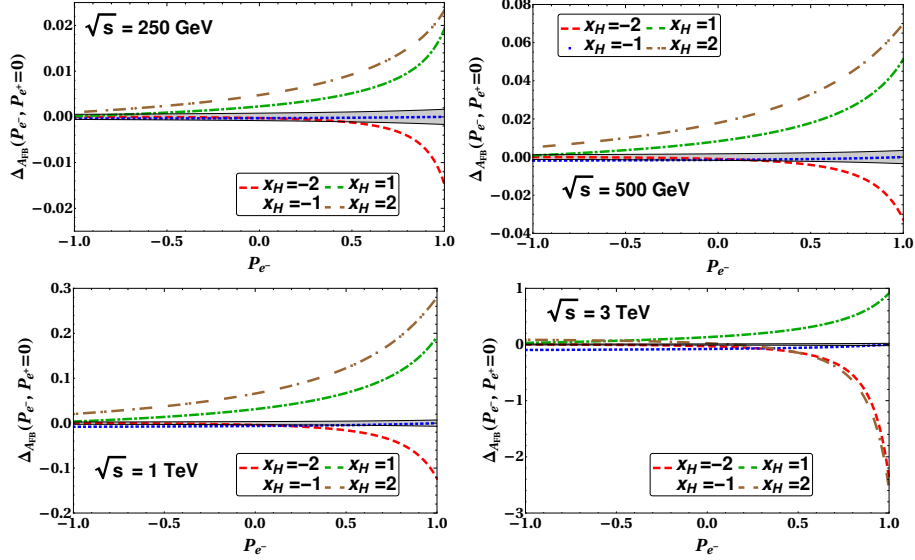


FIG. 30. The deviation in the integrated forward-backward asymmetry as a function of  $P_e^-$  for the process  $e^-e^+ \rightarrow b\bar{b}$  taking  $P_{e^+} = 0$  for  $M_{Z'} = 7.5$  TeV. The theoretically estimated statistical error has been represented by the gray shaded band. The integrated luminosity has been considered as  $\mathcal{L}_{\text{int}} = 1 \text{ ab}^{-1}$ .

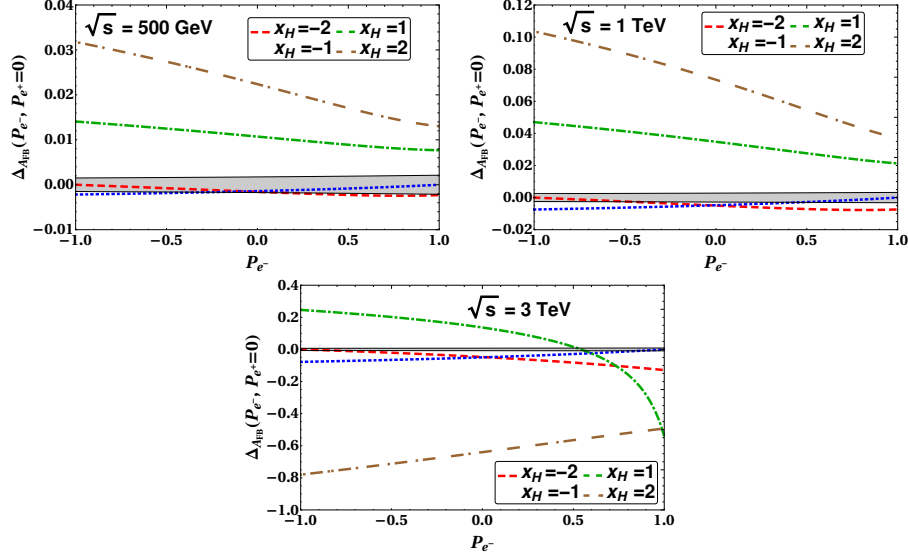


FIG. 31. The deviation in the integrated forward-backward asymmetry as a function of  $P_e^-$  for the process  $e^- e^+ \rightarrow t \bar{t}$  taking  $P_{e^+} = 0$  for  $M_{Z'} = 7.5$  TeV. The theoretically estimated statistical error has been represented by the gray shaded band. The integrated luminosity has been considered as  $\mathcal{L}_{\text{int}} = 1 \text{ ab}^{-1}$ .

ing differential scattering cross sections can be written as

$$\begin{aligned}
 \frac{d\sigma_{e_L^- e_R^+}}{d \cos \theta} &= \frac{1}{8\pi s} \left[ u^2 |q_s(s)^{\text{LL}} + q_t(s, \theta)^{\text{LL}}|^2 + t^2 |q_s(s)^{\text{LR}}|^2 \right] \\
 \frac{d\sigma_{e_R^- e_L^+}}{d \cos \theta} &= \frac{1}{8\pi s} \left[ u^2 |q_s(s)^{\text{RR}} + q_t(s, \theta)^{\text{RR}}|^2 + t^2 |q_s(s)^{\text{LR}}|^2 \right] \\
 \frac{d\sigma_{e_L^- e_L^+}}{d \cos \theta} &= \frac{1}{8\pi s} \left[ s^2 |q_t(s, \theta)^{\text{LR}}|^2 \right] \\
 \frac{d\sigma_{e_R^- e_R^+}}{d \cos \theta} &= \frac{1}{8\pi s} \left[ s^2 |q_t(s, \theta)^{\text{LR}}|^2 \right]
 \end{aligned} \tag{54}$$

where  $s$ ,  $t$  and  $u$  are the Mandelstam variables which can be given by  $s = (E_{e^-} + E_{e^+})^2$ ,  $t = -s \sin^2 \frac{\theta}{2}$  and  $u = -s \cos^2 \frac{\theta}{2}$ .  $E_{e^+}$  and  $E_{e^-}$  are the incoming electron and positron energies respectively. The quantities  $q_{s(t)}$  written in Eq. 54 are the corresponding  $s$  ( $t$ )

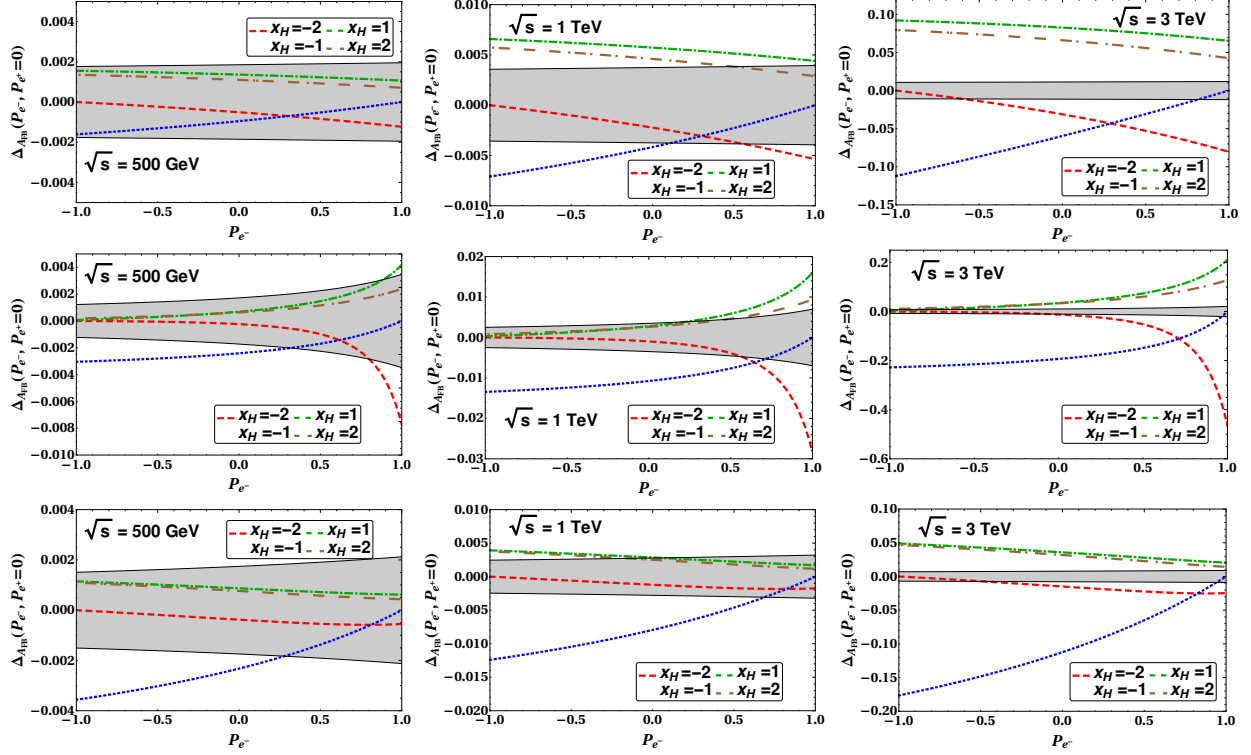


FIG. 32. The deviation in the integrated forward-backward asymmetry as a function of  $P_e^-$  for the process  $e^-e^+ \rightarrow f\bar{f}$  considering  $\mu\mu$  (upper panel),  $b\bar{b}$  (middle panel) and  $t\bar{t}$  (lower panel) respectively taking  $P_{e^+} = 0$  for  $M_{Z'} = 5$  TeV. The theoretically estimated statistical error has been represented by the gray shaded band. The integrated luminosity has been considered as  $\mathcal{L}_{\text{int}} = 1 \text{ ab}^{-1}$ .

channel propagators. The propagators for the  $s$  channel process can be written as

$$\begin{aligned}
 q_s(s)^{\text{LL}} &= \frac{e^2}{s} + \frac{g_L^2}{s - M_Z^2 + iM_Z\Gamma_Z} + \frac{g_L'^2}{s - M_{Z'}^2 + iM_{Z'}\Gamma_{Z'}} \\
 q_s(s)^{\text{RR}} &= \frac{e^2}{s} + \frac{g_R^2}{s - M_Z^2 + iM_Z\Gamma_Z} + \frac{g_R'^2}{s - M_{Z'}^2 + iM_{Z'}\Gamma_{Z'}} \\
 q_s(s)^{\text{LR}} &= q_s(s)^{\text{RL}} = \frac{e^2}{s} + \frac{g_L g_R}{s - M_Z^2 + iM_Z\Gamma_Z} + \frac{g_L' g_R'}{s - M_{Z'}^2 + iM_{Z'}\Gamma_{Z'}}
 \end{aligned} \tag{55}$$

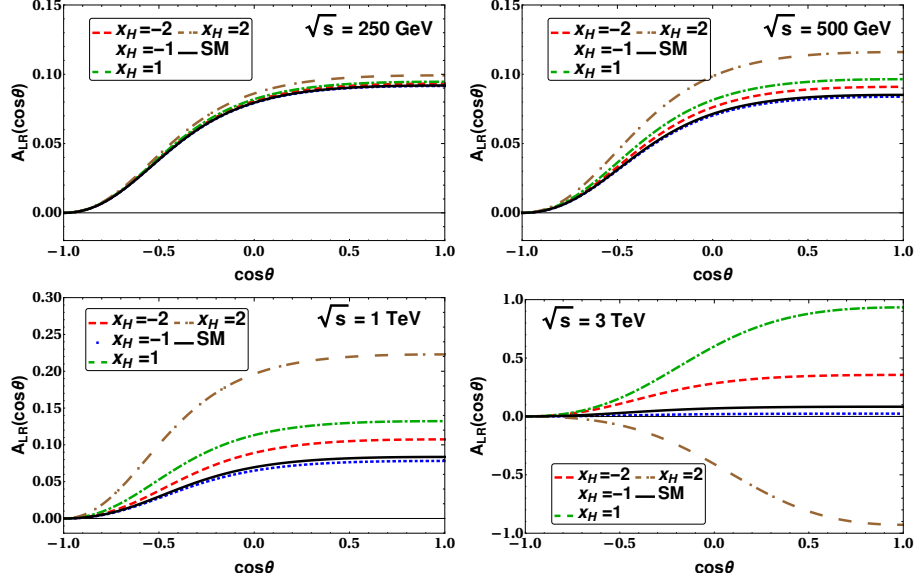


FIG. 33. The differential left-right asymmetry for the process  $e^-e^+ \rightarrow \mu^-\mu^+$  as a function of  $\cos\theta$  for  $M_{Z'} = 7.5$  TeV. The contribution from the SM has been represented by the black solid line.

and those for the  $t$  channel process are

$$\begin{aligned}
q_t(s, \theta)^{\text{LL}} &= \frac{e^2}{t} + \frac{g_L^2}{t - M_Z^2 + iM_Z\Gamma_Z} + \frac{g_L'^2}{t - M_{Z'}^2 + iM_{Z'}\Gamma_{Z'}} \\
q_t(s, \theta)^{\text{RR}} &= \frac{e^2}{t} + \frac{g_R^2}{t - M_Z^2 + iM_Z\Gamma_Z} + \frac{g_R'^2}{t - M_{Z'}^2 + iM_{Z'}\Gamma_{Z'}} \\
q_t(s, \theta)^{\text{LR}} &= q_t(s, \theta)^{\text{RL}} = \frac{e^2}{t} + \frac{g_L g_R}{t - M_Z^2 + iM_Z\Gamma_Z} + \frac{g_L' g_R'}{t - M_{Z'}^2 + iM_{Z'}\Gamma_{Z'}}
\end{aligned} \tag{56}$$

respectively. In Eqs. 55 and 56  $g_L, g_R$  are the left and right handed couplings of the electron with the  $Z$  boson,  $g_L', g_R'$  are the left and right handed couplings of the electron with the  $Z'$  boson,  $e = \sqrt{4\pi\alpha}$  and  $\alpha = \frac{1}{137.035}$  [166]. The first term reflects the photon mediated (QED), second term reflects the  $Z$  mediated and the third term reflects the  $Z'$  mediated processes respectively in Eqs. 55 and 56. Hence we define the following quantities

$$\begin{aligned}
s|q^{\text{LL}}| &= s|q_s(s)^{\text{LL}} + q_t(s, \theta)^{\text{LL}}| \\
s|q^{\text{LR}}| &= s|q_s(s)^{\text{LR}} + q_t(s, \theta)^{\text{LR}}| \\
s|q^{\text{RL}}| &= s|q_s(s)^{\text{RL}} + q_t(s, \theta)^{\text{RL}}| \\
s|q^{\text{RR}}| &= s|q_s(s)^{\text{RR}} + q_t(s, \theta)^{\text{RR}}|
\end{aligned} \tag{57}$$



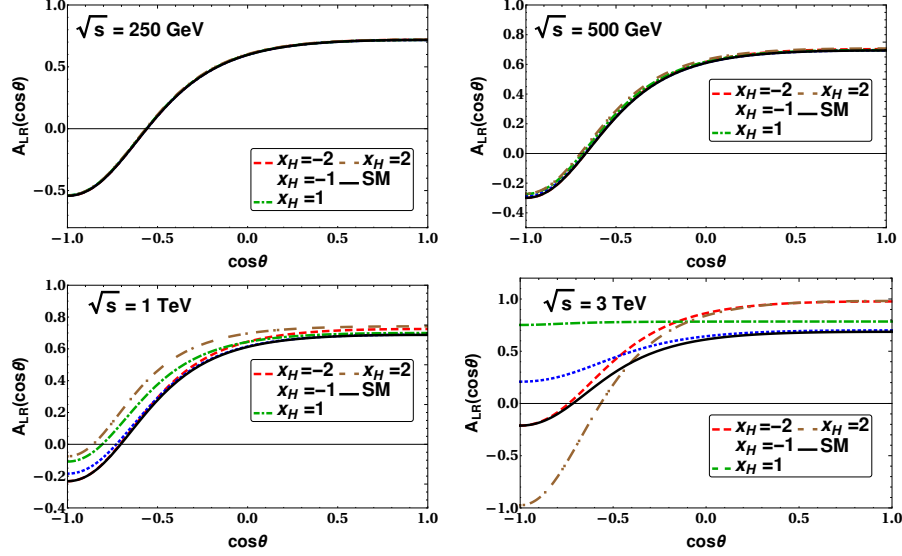


FIG. 34. The differential left-right asymmetry for the process  $e^-e^+ \rightarrow b\bar{b}$  as a function of  $\cos\theta$  for  $M_{Z'} = 7.5$  TeV. The contribution from the SM has been represented by the black solid line.

which have been plotted in Fig. 52 for  $M_{Z'} = 7.5$  TeV and  $g' = 0.4$  for the SM and  $U(1)_X$  scenarios as  $|q^{XY}|$  as a function of  $\sqrt{s}$  where  $X, Y = L, R$ . For the  $t$  channel propagator we consider  $\cos\theta = 0.5$ . In this case for  $x_H = -2$  there is no coupling between  $\ell_L$  and  $Z'$  and for  $x_H = -1$  there is no coupling between  $e_R$  and  $Z'$ . This nature has been manifested in Fig. 52. For the other choices of  $x_H$  the couplings between electron and  $Z'$  are not affected.

The differential scattering cross section from Eq. 53 can be written as

$$\frac{d\sigma}{d\cos\theta} = \frac{d\sigma^s}{d\cos\theta} + \frac{d\sigma^t}{d\cos\theta} + \frac{d\sigma^{st}}{d\cos\theta} \quad (58)$$

where the first term is the  $s$ -channel contribution, the second term is the  $t$ -channel contribution and the third term is the interference between the  $s$ -channel and  $t$ -channel processes.

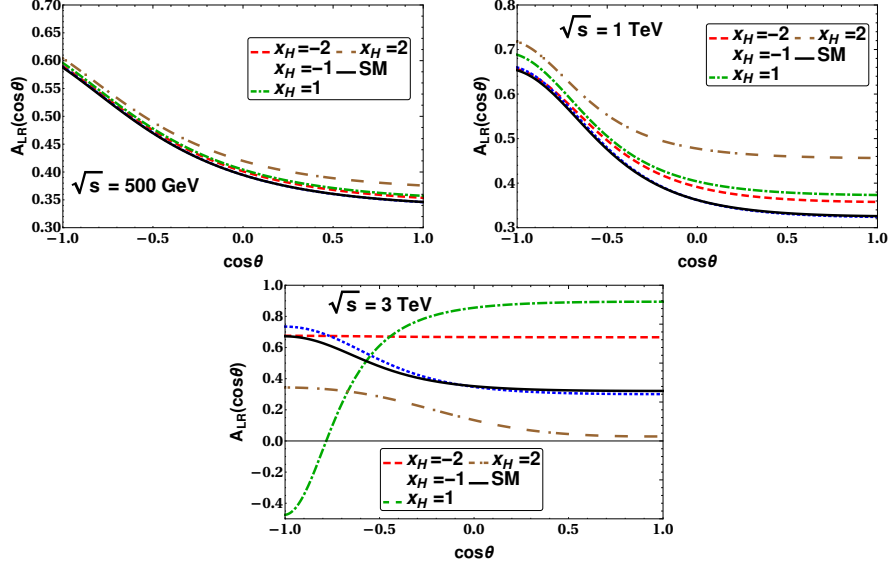


FIG. 35. The differential left-right asymmetry for the process  $e^-e^+ \rightarrow t\bar{t}$  as a function of  $\cos\theta$  for  $M_{Z'} = 7.5$  TeV. The contribution from the SM has been represented by the black solid line.

We write each term in the following way

$$\begin{aligned}
\frac{d\sigma^s}{d\cos\theta}(P_{e^-}, P_{e^+}) &= \frac{1}{32\pi s} \left[ (1 + P_{e^-})(1 - P_{e^+}) \left\{ u^2 |q_s(s)^{\text{RR}}|^2 + t^2 |q_s(s)^{\text{LR}}|^2 \right\} \right. \\
&\quad \left. + (1 - P_{e^-})(1 + P_{e^+}) \left\{ u^2 |q_s(s)^{\text{LL}}|^2 + t^2 |q_s(s)^{\text{LR}}|^2 \right\} \right] \\
\frac{d\sigma^t}{d\cos\theta}(P_{e^-}, P_{e^+}) &= \frac{1}{32\pi s} \left[ (1 - P_{e^-})(1 + P_{e^+}) u^2 |q_t(s, \theta)^{\text{LL}}|^2 + (1 + P_{e^-})(1 - P_{e^+}) u^2 |q_t(s, \theta)^{\text{RR}}|^2 \right. \\
&\quad \left. + (1 - P_{e^-})(1 - P_{e^+}) s^2 |q_t(s, \theta)^{\text{LR}}|^2 + (1 + P_{e^-})(1 + P_{e^+}) s^2 |q_t(s, \theta)^{\text{LR}}|^2 \right] \\
\frac{d\sigma^{st}}{d\cos\theta} &= \frac{1}{16\pi s} u^2 \left[ (1 - P_{e^-})(1 + P_{e^+}) \text{Re}(q_s(s)^{\text{LL}} q_t^*(s, \theta)^{\text{LL}}) + \right. \\
&\quad \left. (1 + P_{e^-})(1 - P_{e^+}) \text{Re}(q_s(s)^{\text{RR}} q_t^*(s, \theta)^{\text{RR}}) \right] \tag{59}
\end{aligned}$$

The left-right asymmetries can be measured when the initial electron and /or positron is longitudinally polarized. The left-right asymmetry of the polarized cross sections for  $1 \geq P_- \geq 0$  and  $1 \geq P_+ \geq -1$  can be given by

$$\begin{aligned}
\mathcal{A}_{\text{LR}}(P_-, P_+) &= \frac{\sigma(P_{e^-} = -P_-, P_{e^+} = -P_+) - \sigma(P_{e^-} = +P_-, P_{e^+} = +P_+)}{\sigma(P_{e^-} = -P_-, P_{e^+} = -P_+) + \sigma(P_{e^-} = +P_-, P_{e^+} = +P_+)} \\
&= \frac{(P_- + P_+)(\sigma_{e_L^- e_L^+} - \sigma_{e_R^- e_R^+}) + (P_- - P_+)(\sigma_{e_L^- e_R^+} - \sigma_{e_R^- e_L^+})}{(1 + P_- P_+)(\sigma_{e_L^- e_L^+} + \sigma_{e_R^- e_R^+}) + (1 - P_- P_+)(\sigma_{e_L^- e_R^+} + \sigma_{e_R^- e_L^+})} \\
&= (P_- - P_+) \frac{\sigma_{e_L^- e_R^+} - \sigma_{e_R^- e_L^+}}{(1 + P_- P_+)(\sigma_{e_L^- e_L^+} + \sigma_{e_R^- e_R^+}) + (1 - P_- P_+)(\sigma_{e_L^- e_R^+} + \sigma_{e_R^- e_L^+})} \tag{60}
\end{aligned}$$

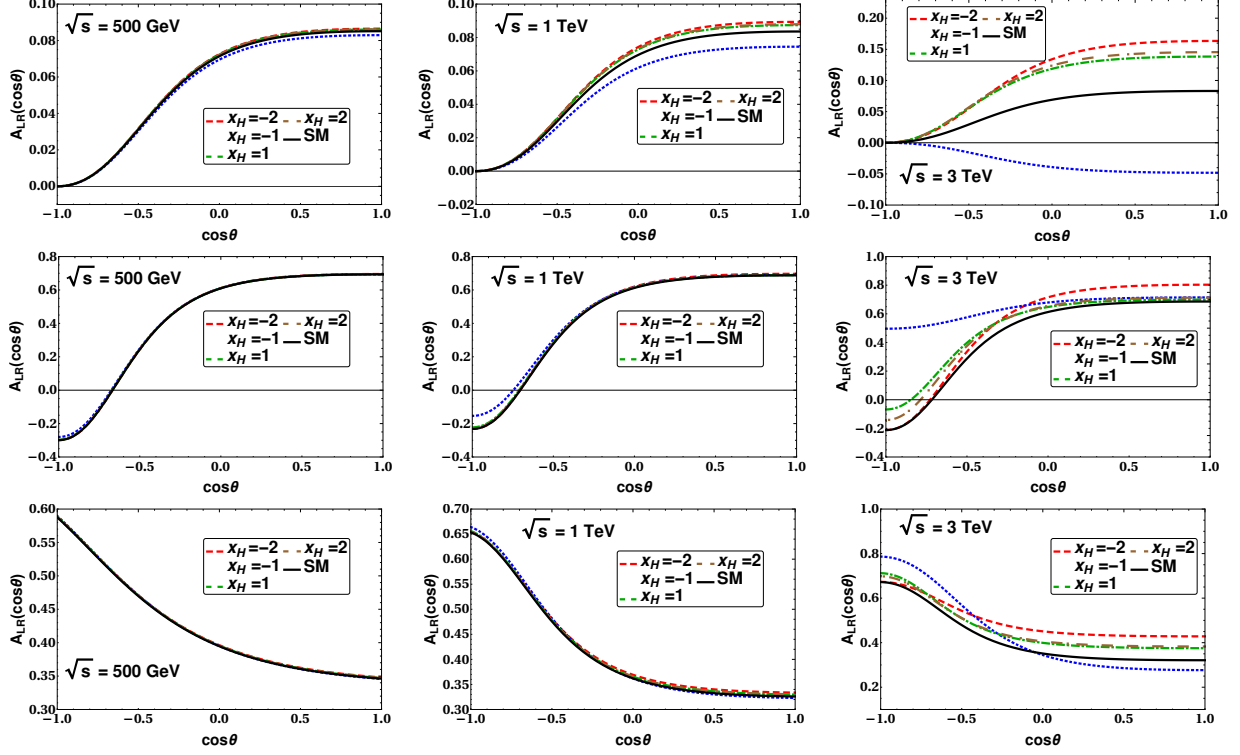


FIG. 36. The differential left-right asymmetry for the process  $e^-e^+ \rightarrow f\bar{f}$  as a function of  $\cos\theta$  for  $M_{Z'} = 5$  TeV for  $\mu\mu$  (top panel),  $b\bar{b}$  (middle panel),  $t\bar{t}$  (bottom panel) respectively. The contribution from the SM has been represented by the black solid line.

where the quantity  $\sigma$  can be obtained by integrating over the scattering angle  $\theta$ ,  $\sigma = \int_{\cos\theta_{\min}}^{\cos\theta_{\max}} \frac{d\sigma}{d\cos\theta} d\cos\theta$ . Due to  $\frac{d\sigma_{e_L^-e_L^+}}{d\cos\theta} = \frac{d\sigma_{e_R^-e_R^+}}{d\cos\theta}$  we get  $\sigma_{e_L^-e_L^+} = \sigma_{e_R^-e_R^+}$

The left-right asymmetry of the differential cross section can be written as

$$\begin{aligned}
\mathcal{A}_{LR}(P_-, P_+, \cos\theta) &= \frac{\frac{d\sigma}{d\cos\theta}(P_{e^-} = -P_-, P_{e^+} = -P_+) - \frac{d\sigma}{d\cos\theta}(P_{e^-} = +P_-, P_{e^+} = +P_+)}{\frac{d\sigma}{d\cos\theta}(P_{e^-} = -P_-, P_{e^+} = -P_+) + \frac{d\sigma}{d\cos\theta}(P_{e^-} = +P_-, P_{e^+} = +P_+)} \\
&= \frac{(P_- - P_+) \left( \frac{d\sigma_{e_L^-e_R^+}}{d\cos\theta} - \frac{d\sigma_{e_R^-e_L^+}}{d\cos\theta} \right)}{(1 + P_-P_+) \left( \frac{d\sigma_{e_L^-e_L^+}}{d\cos\theta} + \frac{d\sigma_{e_R^-e_R^+}}{d\cos\theta} \right) + (1 - P_-P_+) \left( \frac{d\sigma_{e_L^-e_R^+}}{d\cos\theta} + \frac{d\sigma_{e_R^-e_L^+}}{d\cos\theta} \right)} \\
&= \frac{(P_- - P_+) \left\{ u^2 \left( |q_s(s)^{LL} + q_t(s, \theta)^{LL}|^2 - |q_s(s)^{RR} + q_t(s, \theta)^{RR}|^2 \right) \right\}}{(1 + P_-P_+) \left( 2s^2 |q_t(s, \cos\theta)^{LR}|^2 \right) + (1 - P_-P_+) \left\{ u^2 \left( |q_s(s)^{LL} + q_t(s, \theta)^{LL}|^2 + |q_s(s)^{RR} + q_t(s, \theta)^{RR}|^2 \right) + 2t^2 |q_s(s)^{LR}|^2 \right\}} \quad (61)
\end{aligned}$$

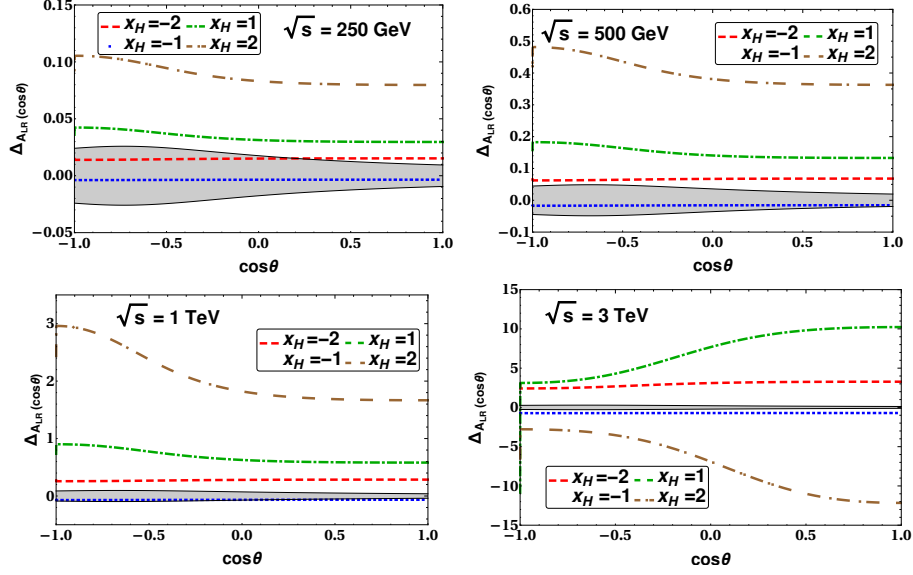


FIG. 37. The deviation in the differential left-right asymmetry for the process  $e^-e^+ \rightarrow \mu^-\mu^+$  as a function of  $\cos\theta$  for  $M_{Z'} = 7.5$  TeV. The theoretically estimated statistical error has been represented by the gray shaded band. The integrated luminosity has been considered as  $\mathcal{L}_{\text{int}} = 1$   $\text{ab}^{-1}$ .

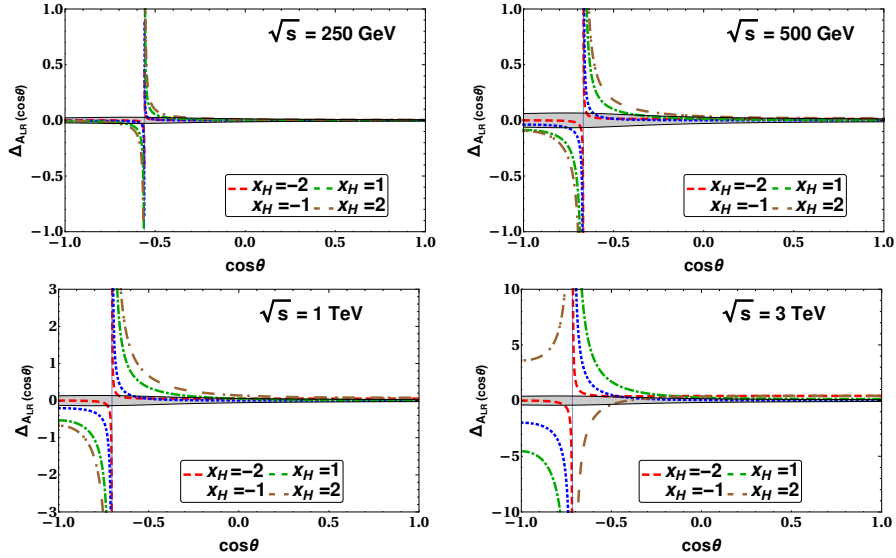


FIG. 38. The deviation in the differential left-right asymmetry for the process  $e^-e^+ \rightarrow b\bar{b}$  as a function of  $\cos\theta$  for  $M_{Z'} = 7.5$  TeV. The theoretically estimated statistical error has been represented by the gray shaded band. The integrated luminosity has been considered as  $\mathcal{L}_{\text{int}} = 1$   $\text{ab}^{-1}$ .

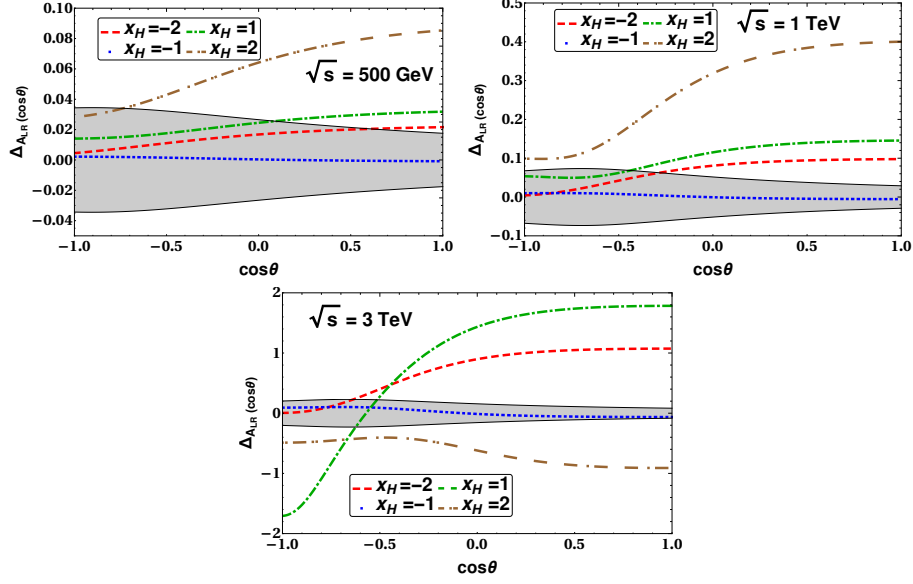


FIG. 39. The deviation in the differential left-right asymmetry for the process  $e^-e^+ \rightarrow t\bar{t}$  as a function of  $\cos\theta$  for  $M_{Z'} = 7.5$  TeV. The theoretically estimated statistical error has been represented by the gray shaded band. The integrated luminosity has been considered as  $\mathcal{L}_{\text{int}} = 1$   $\text{ab}^{-1}$ .

For unpolarized positron ( $P_+ = 0$ ),  $\mathcal{A}_{\text{LR}}(P_-, P_+, \cos\theta)$  can be written as

$$\mathcal{A}_{\text{LR}}(P_-, 0, \cos\theta) = \frac{P_- \left\{ u^2 \left( |q_s(s)^{\text{LL}} + q_t(s, \theta)^{\text{LL}}|^2 - |q_s(s)^{\text{RR}} + q_t(s, \theta)^{\text{RR}}|^2 \right) \right\}}{2s^2 |q_t(s, \cos\theta)^{\text{LR}}|^2 + u^2 \left( |q_s(s)^{\text{LL}} + q_t(s, \theta)^{\text{LL}}|^2 + |q_s(s)^{\text{RR}} + q_t(s, \theta)^{\text{RR}}|^2 \right) + 2t^2 |q_s(s)^{\text{LR}}|^2} \quad (62)$$

Since  $e^-e^+ \rightarrow e^-e^+$  contains the  $t$  channel scattering process, the forward scattering dominates. As a result unlike  $e^-e^+ \rightarrow f\bar{f}$  ( $f \neq e^-$ ), the forward-backward asymmetries are not well measured quantities for Bhabha Scattering. Also the left-right asymmetries will vanish if both of the initial states are unpolarized.

The deviation from the SM for the differential scattering cross section can be written as

$$\Delta_{d\sigma}(P_{e^-}, P_{e^+}, \cos\theta) = \frac{\frac{d\sigma^{U(1)X}}{d\cos\theta}}{\frac{d\sigma^{\text{SM}}}{d\cos\theta}} - 1 \quad (63)$$

and that for the total cross section can be written as

$$\Delta_{\sigma}(P_{e^-}, P_{e^+}) = \frac{\sigma^{U(1)X}}{\sigma^{\text{SM}}} - 1 \quad (64)$$

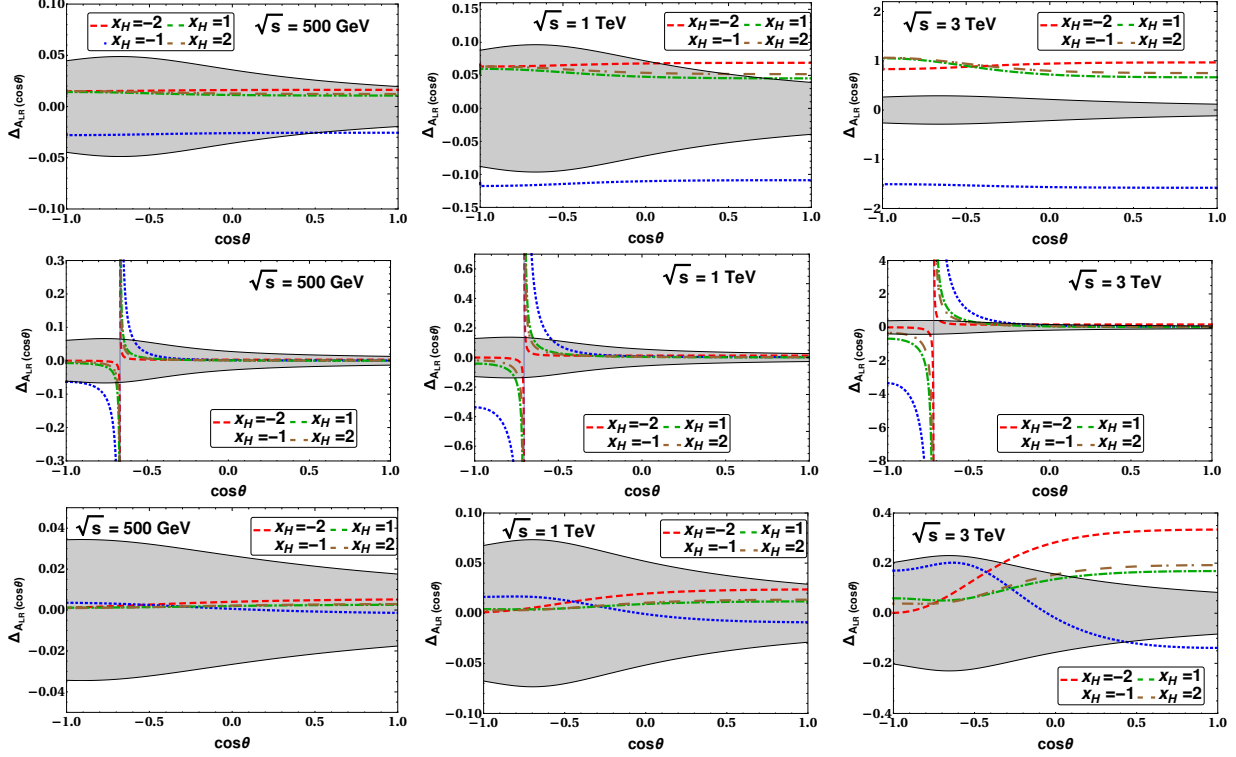


FIG. 40. The deviation in the differential left-right asymmetry for the process  $e^-e^+ \rightarrow f\bar{f}$  as a function of  $\cos \theta$  for  $\mu^-\mu^+$  (top panel),  $b\bar{b}$  (middle panel),  $t\bar{t}$  (bottom panel) respectively for  $M_{Z'} = 5$  TeV. The theoretically estimated statistical error has been represented by the gray shaded band. The integrated luminosity has been considered as  $\mathcal{L}_{\text{int}} = 1 \text{ ab}^{-1}$ .

The estimated statistical error can theoretically be calculated as

$$\Delta\sigma(P_{e^-}, P_{e^+}, -\cos\theta_{\min}, +\cos\theta_{\max}) = \frac{\sigma}{\sqrt{\mathcal{L}_{\text{int}} * \sigma}} \quad (65)$$

where  $\sigma = \sigma(P_{e^-}, P_{e^+}, -\cos\theta_{\min}, +\cos\theta_{\max})$  and  $\mathcal{L}_{\text{int}}$  is the integrated luminosity. The deviation from the SM in the differential and integrated left-right asymmetries can be written as

$$\Delta\mathcal{A}_{\text{LR}}(\cos\theta) = \frac{\mathcal{A}_{\text{LR}}^{U(1)_X}(\cos\theta)}{\mathcal{A}_{\text{LR}}^{\text{SM}}(\cos\theta)} - 1 \quad (66)$$

and

$$\Delta\mathcal{A}_{\text{LR}} = \frac{\mathcal{A}_{\text{LR}}^{U(1)_X}}{\mathcal{A}_{\text{LR}}^{\text{SM}}} - 1 \quad (67)$$

respectively. The theoretically estimated statistical error can be estimated theoretically as

$$\Delta\mathcal{A}_{\text{LR}} = 2 \frac{\sqrt{N_1 N_2} (\sqrt{N_1} + \sqrt{N_2})}{(N_1 + N_2)^2}$$

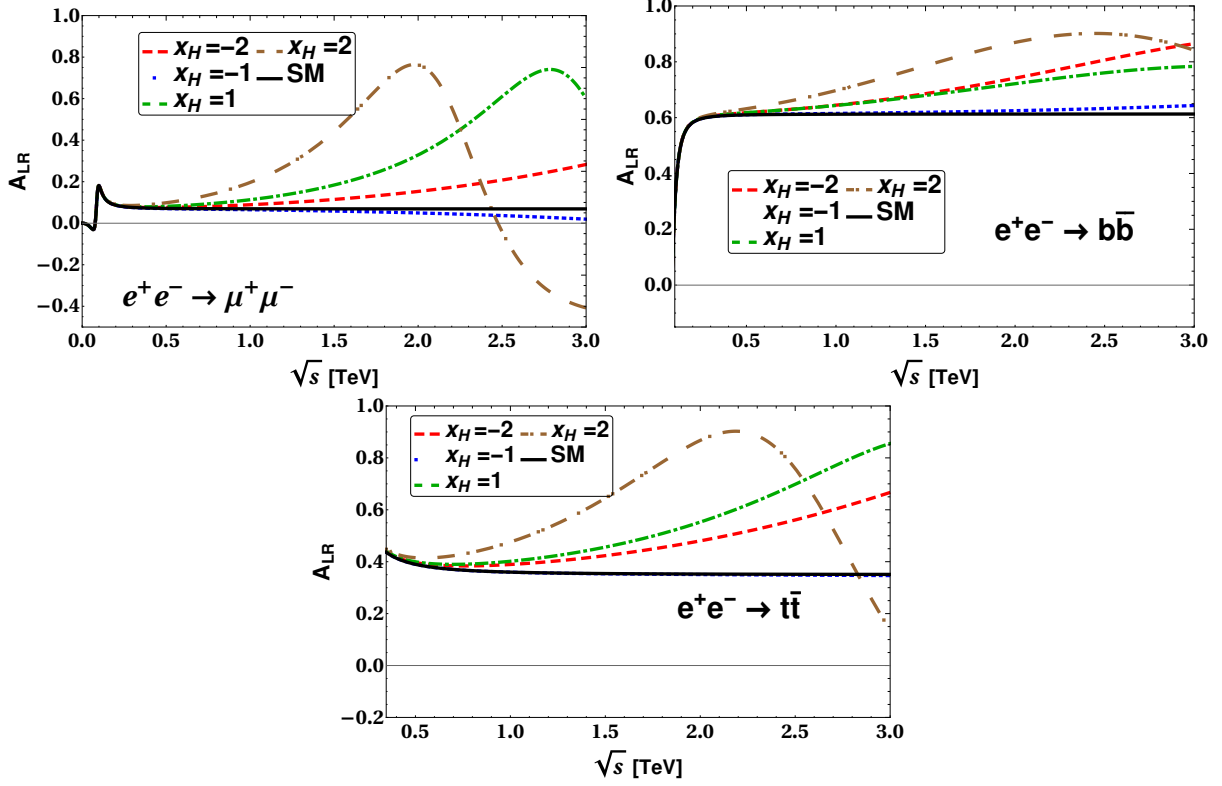


FIG. 41. The integrated left-right asymmetry for the process  $e^-e^+ \rightarrow f\bar{f}$  as a function of the center of mass energy for  $M_{Z'} = 7.5$  TeV. The contribution from the SM has been represented by the black solid line.

$$= \frac{2\sqrt{N_1 N_2}}{(N_1 + N_2)(\sqrt{N_1} - \sqrt{N_2})} A_{LR}, \quad (68)$$

where  $N_1 = \mathcal{L}_{\text{int}} \sigma(P_{e^-} = -P_-, P_{e^+} = -P_+)$  and  $N_2 = \mathcal{L}_{\text{int}} \sigma(P_{e^-} = +P_-, P_{e^+} = +P_+)$  are the numbers of the events.

The production cross section of the Bhabha scattering for the SM process has been compared with the  $U(1)_X$  process in Fig. 53 where the SM shows the peak at the  $Z$  boson mass and the contribution from the  $U(1)_X$  scenario shows peaks at the  $Z$  and  $Z'$  boson masses. The  $Z'$  mediated process has interference with the  $Z$  and  $\gamma$  mediated processes. As a benchmark we consider  $M_{Z'} = 7.5$  TeV,  $g' = 0.4$  and  $x_H = -2$ . We consider unpolarized initial states.

The total production cross sections of the  $e^-e^+$  final state for the three choices of the polarization states and different  $x_H$  with  $M_{Z'} = 7.5$  TeV have been shown in the left column of the Fig. 54 where as the corresponding deviations from the SM production process are

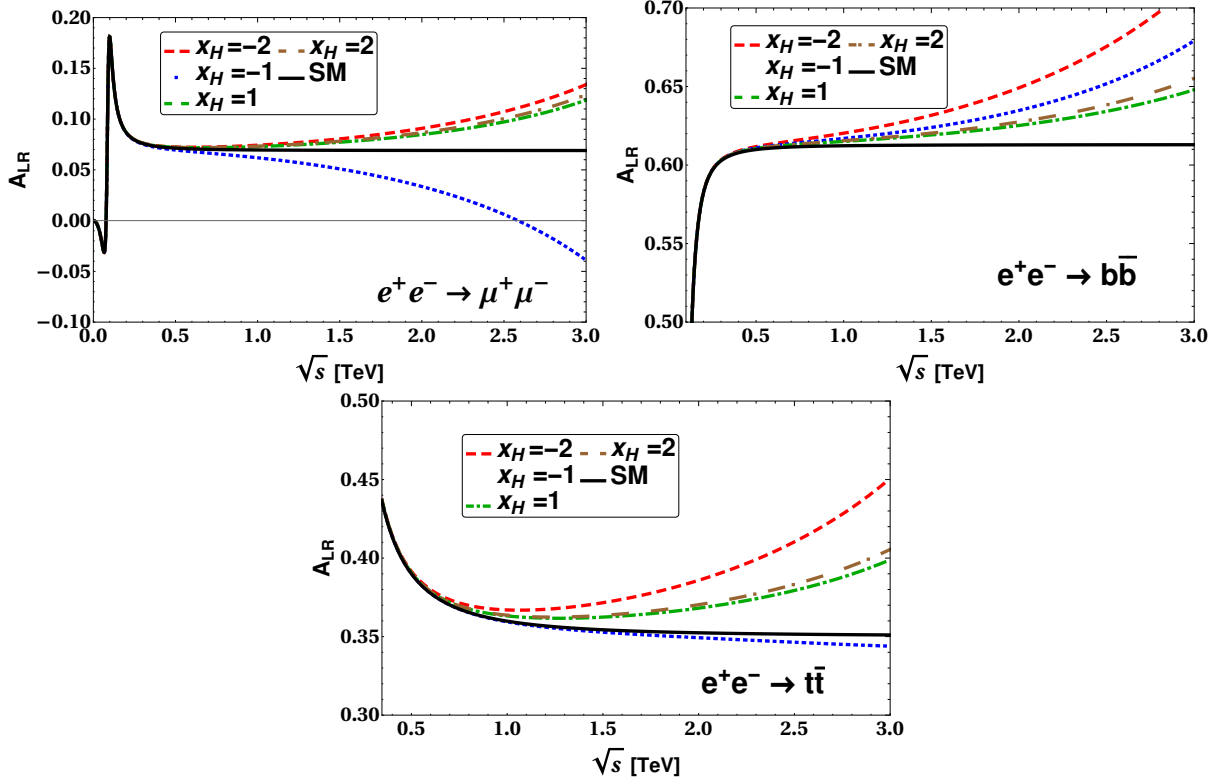


FIG. 42. The integrated left-right asymmetry for the process  $e^-e^+ \rightarrow f\bar{f}$  as a function of the center of mass energy for  $M_{Z'} = 5$  TeV. The contribution from the SM has been represented by the black solid line.

shown in the right column of the same figure. The corresponding properties for  $M_{Z'} = 5$  TeV are shown in Fig. 55. Due to the larger  $U(1)_X$  coupling  $M_{Z'}$  shows broad resonance where as the case with  $M_{Z'} = 5$  TeV shows narrow resonance due to the small  $U(1)_X$  couplings obtained from the experimental bounds. Depending on the polarization of the initial states and  $x_H$  the deviation on the total cross section reaches up to a very large margin with the increase in  $\sqrt{s}$  for  $M_{Z'} = 7.5$  TeV whereas that for  $M_{Z'} = 5$  TeV is within 4% at the  $\sqrt{s} = 3$  TeV. We note that for  $x_H = -2$  there is no coupling between the  $Z'$  and the left handed lepton doublet and for  $x_H = -1$  there is no coupling between the  $Z'$  and the right handed lepton which has been observed in the production cross sections and the corresponding deviations. The results for  $x_H = 1$  and 2 are different from the other choices where both of the left and right handed leptons' couplings with the  $Z'$  are present and it is evident from the cross sections and their deviations from the SM results.



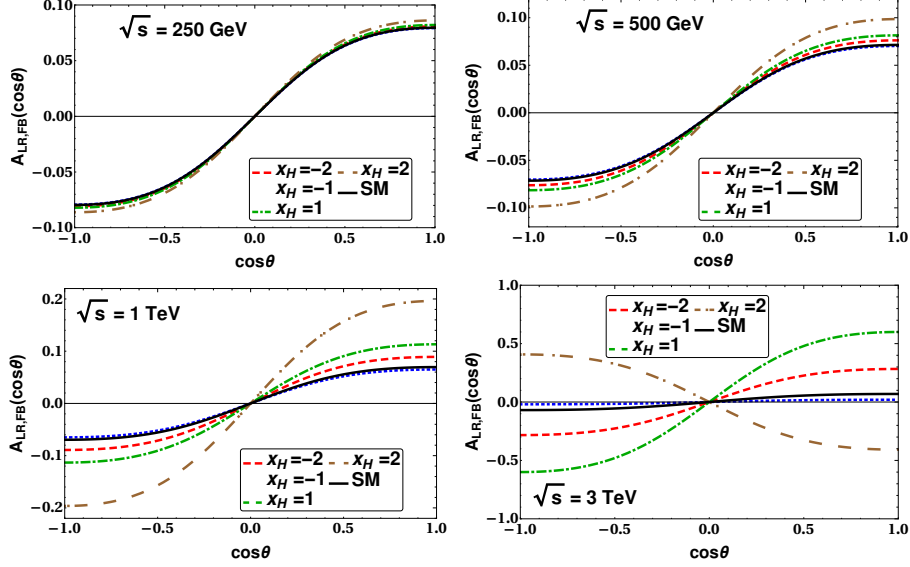


FIG. 43. The differential LR-FB asymmetry for the  $e^-e^+ \rightarrow \mu^-\mu^+$  process as a function of  $\cos\theta$  considering  $M_{Z'} = 7.5$  TeV. The SM result is shown by the black solid line.

The deviations of the total cross sections from the SM for different  $x_H$  can be obtained from Eq. 64. Fixing the center of mass energy the deviations for the electron polarization ( $P_e^-$ ) are shown in Fig. 56 for  $M_{Z'} = 7.5$  TeV and in Fig. 57 for  $M_{Z'} = 5$  TeV. We set the polarization of the positron ( $P_{e^+}$ ) at zero for this analysis. For  $M_{Z'} = 7.5$  TeV we show the deviation for  $\sqrt{s} = 250$  GeV, 500 GeV, 1 TeV and 3 TeV respectively. The deviation for  $x_H = -1$  decreases with the increase in  $P_{e^-}$  as the coupling of  $e_R$  with  $Z'$  vanishes whereas as for the other choices the deviation increases with the increase in  $P_{e^-}$ . The maximum deviation can be attained for  $x_H = 2$  for all the values of  $\sqrt{s}$ . At  $\sqrt{s} = 250$  GeV, the deviation can reach up to 0.5% whereas that can go to nearly 2.5% at  $\sqrt{s} = 500$  GeV, 10% at  $\sqrt{s} = 1$  TeV and more high value at  $\sqrt{s} = 3$  TeV. The deviation for  $M_{Z'} = 5$  TeV is comparatively small due to the small  $U(1)_X$  coupling. The maximum deviation can reach up to 3.5% for  $x_H = 1$  for  $\sqrt{s} = 3$  TeV and the very small for  $\sqrt{s} < 3$  TeV. The theoretically estimated statistical error from Eq. 65 has been shown with the gray bands in all the figures which decreases with the center of mass energy.

The deviation in the differential scattering cross section from Eq. 63 for the three different choices of the polarization combinations are shown in Fig. 58 for  $M_{Z'} = 7.5$  TeV with respect to  $\cos\theta$  where  $\theta$  is the scattering angle. In this case we show the two choices of the  $x_H$  as

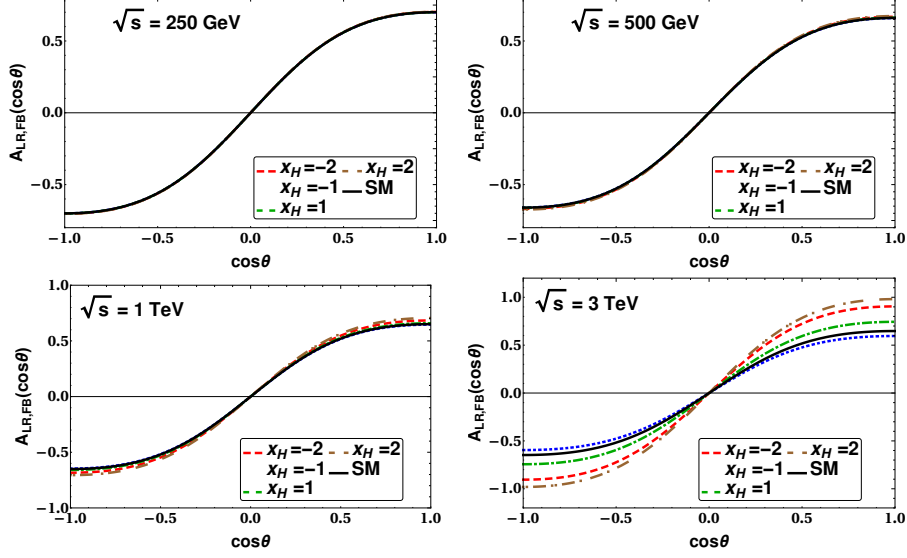


FIG. 44. The differential LR-FB asymmetry for the  $e^-e^+ \rightarrow b\bar{b}$  process as a function of  $\cos\theta$  considering  $M_{Z'} = 7.5$  TeV. The SM result is shown by the black solid line.

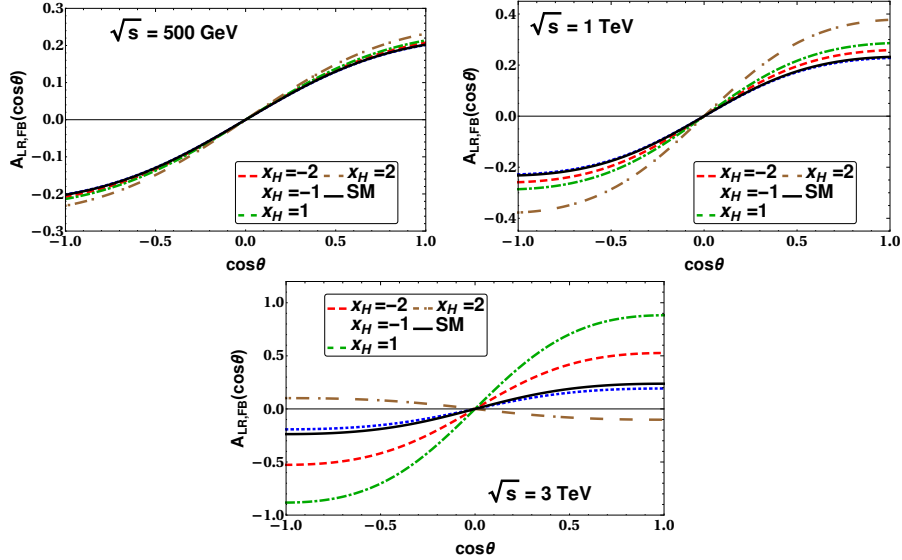


FIG. 45. The differential LR-FB asymmetry for the  $e^-e^+ \rightarrow t\bar{t}$  process as a function of  $\cos\theta$  considering  $M_{Z'} = 7.5$  TeV. The SM result is shown by the black solid line.

$-2$  (solid lines) and  $2$  (dotted lines) which are the extreme values of the  $x_H$  considered in this paper. We represent the deviation in the differential scattering cross section for  $M_{Z'} = 7.5$  TeV due to the unanimous value of the  $U(1)_X$  coupling for all of the choices of

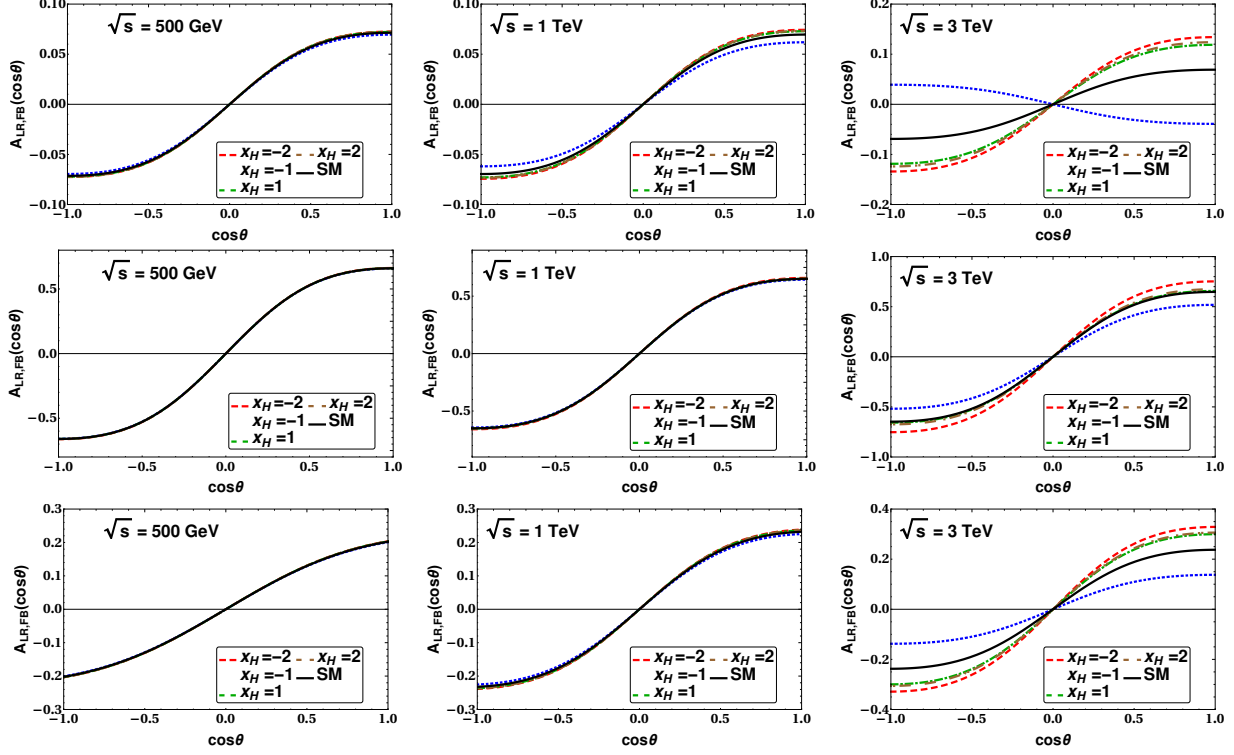


FIG. 46. The differential LR-FB asymmetry for the  $e^-e^+ \rightarrow f\bar{f}$  process including  $\mu\mu$  (upper panel),  $b\bar{b}$  (middle panel),  $t\bar{t}$  (lower panel) as a function of  $\cos\theta$  considering  $M_{Z'} = 5$  TeV. The SM result is shown by the black solid line.

$x_H$  whereas that is different for the 5 TeV case due to the experimental constraints. The choices of the three polarization states have been represented by  $P_{e^-} = 0, P_{e^+} = 0$  (red),  $P_{e^-} = 0.8, P_{e^+} = -0.3$  (blue) and  $P_{e^-} = -0.8, P_{e^+} = 0.3$  (green) respectively. In this analysis we consider  $\mathcal{L}_{\text{int}} = 1 \text{ ab}^{-1}$  for all the values of  $\sqrt{s}$  from 250 GeV to 3 TeV. The maximum deviation at the  $\sqrt{s} = 250$  GeV for  $P_{e^-} = 0.8, P_{e^+} = -0.3$  is nearly 6% with  $x_H = 2$ . The maximum deviation increases with the increase in the center of mass energy.

The differential left-right asymmetry from Eq. 61 has been shown in Fig. 59 for two sets of polarizations  $(P_-, P_+) = (0.8, 0.3)$  and  $(P_-, P_+) = (0.8, -0.3)$  in the left and right panels respectively with  $M_{Z'} = 7.5$  TeV. The center of mass energies we consider for this analysis are 250 GeV (first row), 500 GeV (second row), 1 TeV (third row) and 3 TeV (fourth row) respectively for different  $x_H$ . The same for the  $M_{Z'} = 5$  TeV has been shown in Fig. 60 for  $\sqrt{s} = 1$  TeV (upper panel) and 3 TeV (lower panel) respectively. The theoretically estimated statistical error is shown by the gray band using Eq. 66 which becomes narrower with the

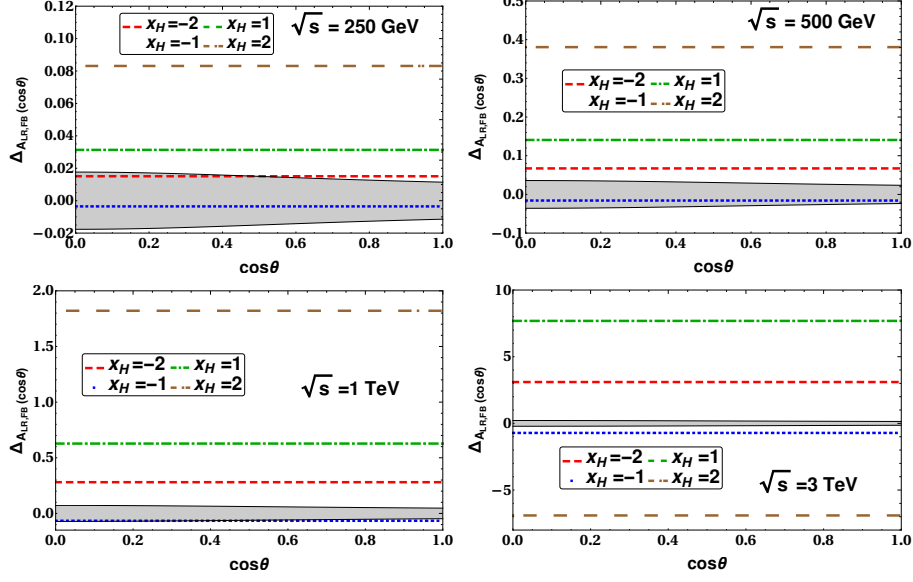


FIG. 47. The deviation in the differential LR-FB asymmetry for the  $e^-e^+ \rightarrow \mu^-\mu^+$  process as a function of  $\cos \theta$  considering  $M_{Z'} = 7.5$  TeV. The theoretically estimated statistical error has been shown by the gray shaded region. The integrated luminosity has been considered as  $\mathcal{L}_{\text{int}} = 1 \text{ ab}^{-1}$ .

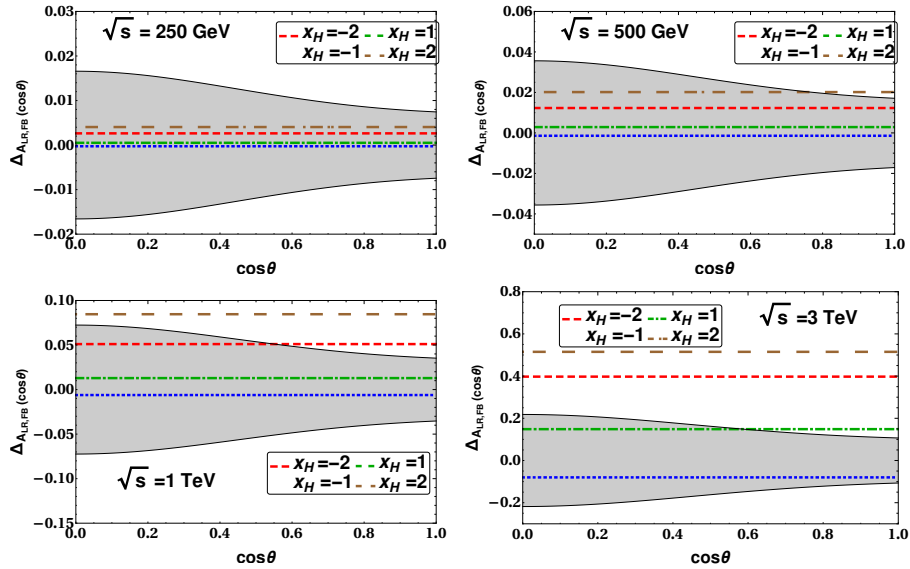


FIG. 48. The deviation in the differential LR-FB asymmetry for the  $e^-e^+ \rightarrow b\bar{b}$  process as a function of  $\cos \theta$  considering  $M_{Z'} = 7.5$  TeV. The theoretically estimated statistical error has been shown by the gray shaded region. The integrated luminosity has been considered as  $\mathcal{L}_{\text{int}} = 1 \text{ ab}^{-1}$ .

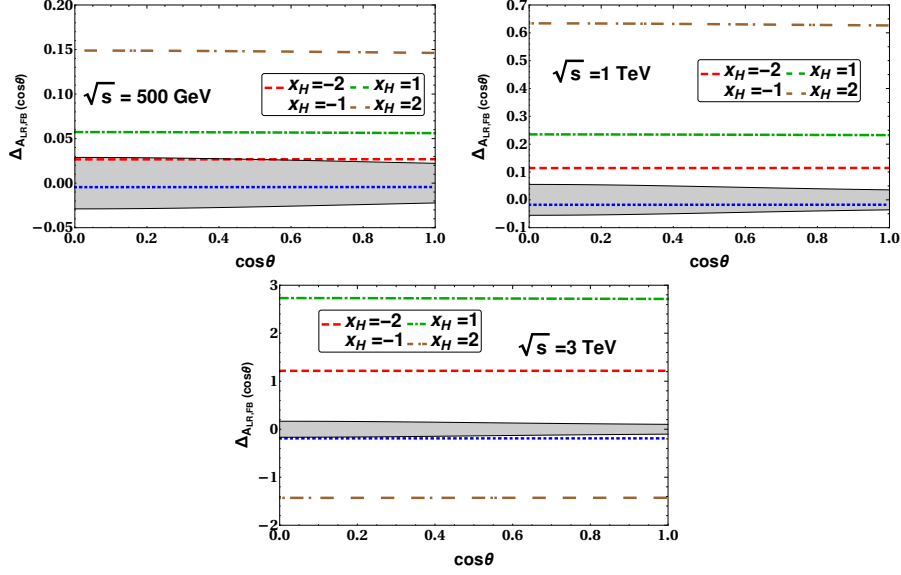


FIG. 49. The deviation in the differential LR-FB asymmetry for the  $e^-e^+ \rightarrow b\bar{b}$  process as a function of  $\cos\theta$  considering  $M_{Z'} = 7.5$  TeV. The theoretically estimated statistical error has been shown by the gray shaded region. The integrated luminosity has been considered as  $\mathcal{L}_{\text{int}} = 1 \text{ ab}^{-1}$ .

increase in the scattering angle and the center of mass energy. The SM result is shown by the black solid line in Figs. 59 and 60. In Figs. 59 the  $A_{LR}(\cos\theta)$  for  $x_H = -2, 1$  and  $2$  are outside the range of the statistical error and having significant deviation from the SM result at  $\sqrt{s} = 250$  GeV. The asymmetry from the SM for the case  $x_H = -1$  is comparatively small in this case. The asymmetry increases with the increase in  $\cos\theta$  for a fixed center of mass energy. Additionally, the asymmetry due to the  $U(1)_X$  scenario increases with the increase in  $\sqrt{s}$ . This analysis also indicates that  $A_{LR}(\cos\theta)$  becomes more distinctive from the SM case with the increase in  $\cos\theta$ .

The case for  $M_{Z'} = 5$  TeV also depicts the same behavior for 1 TeV and 3 TeV  $e^-e^+$  colliders. Due to the small  $U(1)_X$  gauge coupling the asymmetry for  $M_{Z'} = 5$  TeV for  $\sqrt{s} < 3$  TeV lie within the range of the theoretically estimated statistical error or narrowly outside the range for all the values of  $x_H$  except  $x_H = 1$ , however, at  $\sqrt{s} = 3$  TeV, the asymmetry for different  $x_H$  become significant for positive  $\cos\theta$ . For  $P_+ < 0$ , the asymmetry is larger than the scenario with  $P_+ > 0$  keeping  $P_-$  fixed at 0.8. The integrated polarized left right asymmetry  $\mathcal{A}_{LR}$  as a function of the center of mass energy is shown in Fig. 61 for two sets of polarization  $(P_-, P_+) = (0.8, 0.3)$  and  $(P_-, P_+) = (0.8, -0.3)$  considering  $x_H = -2, -1, 1$

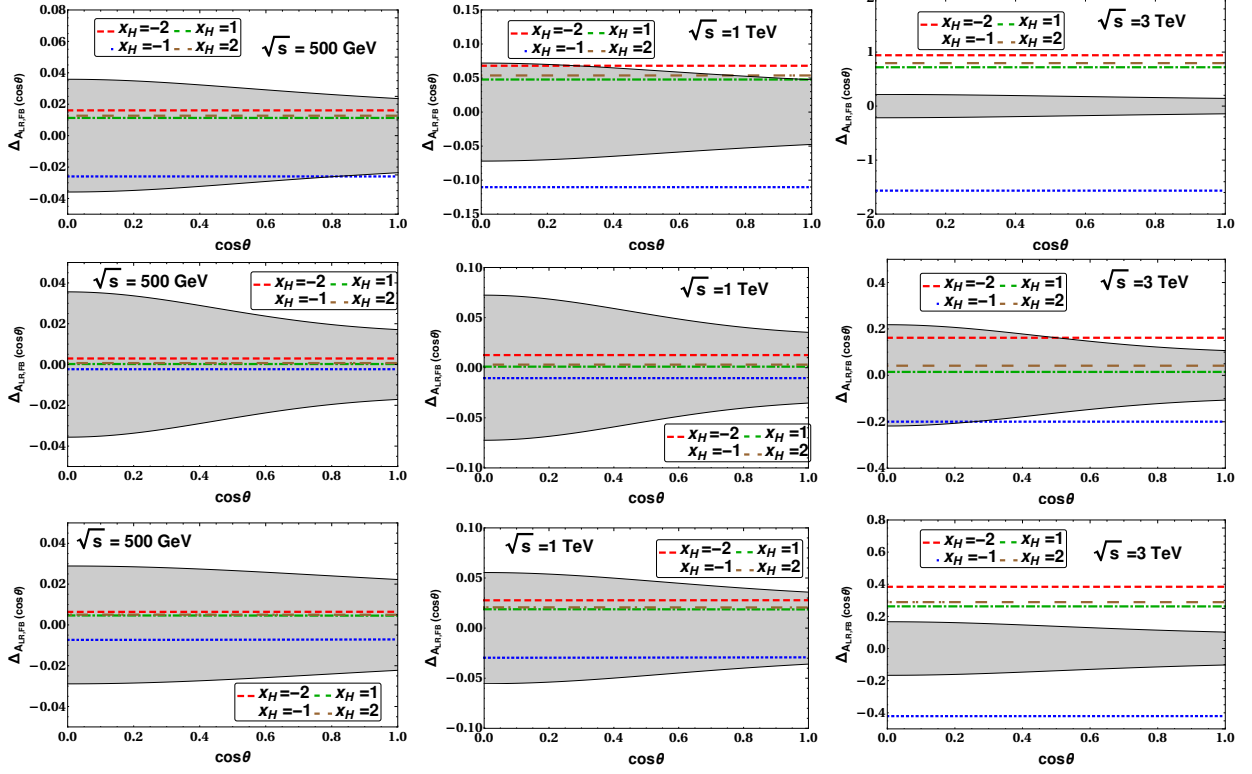


FIG. 50. The deviation in the differential LR-FB asymmetry for the  $e^-e^+ \rightarrow f\bar{f}$  process including  $\mu^-\mu^+$  (upper panel),  $b\bar{b}$  (middle panel),  $t\bar{t}$  (lower panel) as a function of  $\cos\theta$  considering  $M_{Z'} = 5$  TeV. The theoretically estimated statistical error has been shown by the gray shaded region. The integrated luminosity has been considered as  $\mathcal{L}_{\text{int}} = 1 \text{ ab}^{-1}$ .

and 2 respectively from Eq. 60. The SM result has been represented by the solid black line.

We notice that the coupling of  $e_L$  with the  $Z'$  vanishes for  $x_H = -2$  and that between  $e_R$  and  $Z'$  vanishes for  $x_H = -1$  which have been reflected in the nature of the  $\mathcal{A}_{LR}(\cos\theta)$  and  $\mathcal{A}_{LR}$  in Figs. 59, 60 and 61. The asymmetry for  $M_{Z'} = 7.5$  TeV is higher than that of  $M_{Z'} = 5$  TeV for  $x_H = -2, 1$  and  $2$ , however, the amount of asymmetry for  $x_H = -1$  is not very different for these two masses.

## VI. CONCLUSION

We consider a general  $U(1)_X$  scenario to study the fermion pair production at the electron positron collider at a variety of center of mass energies. Estimating the bounds on the model parameters we find the allowed regions by the recent experimental data including LHC, LEP-

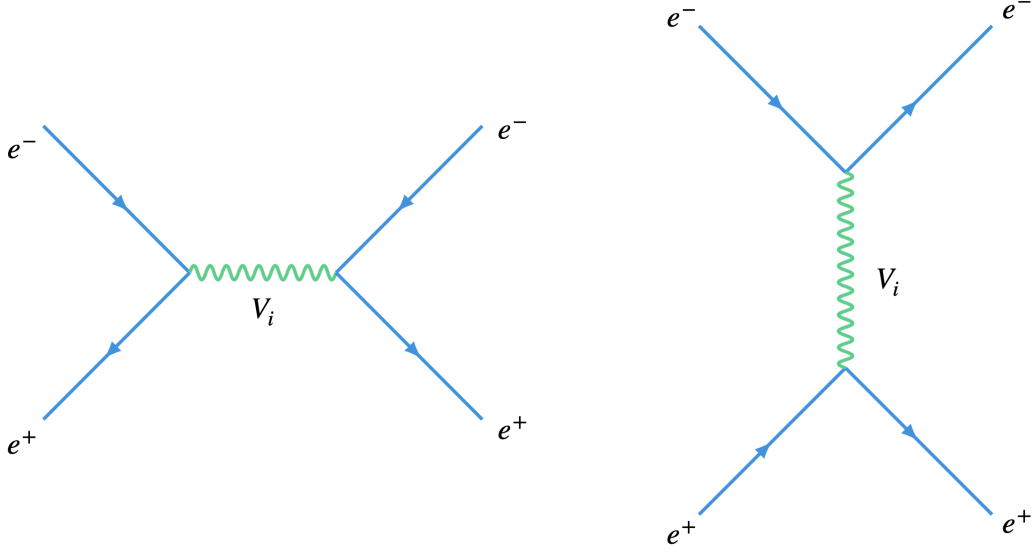


FIG. 51. Feynman diagram for the Bhabha scattering process:  $e^-e^+ \rightarrow e^-e^+$ . The propagator  $V_i$  includes photon,  $Z$  boson in the SM case. An additional contribution from the  $Z'$  boson comes in the  $U(1)_X$  scenario.

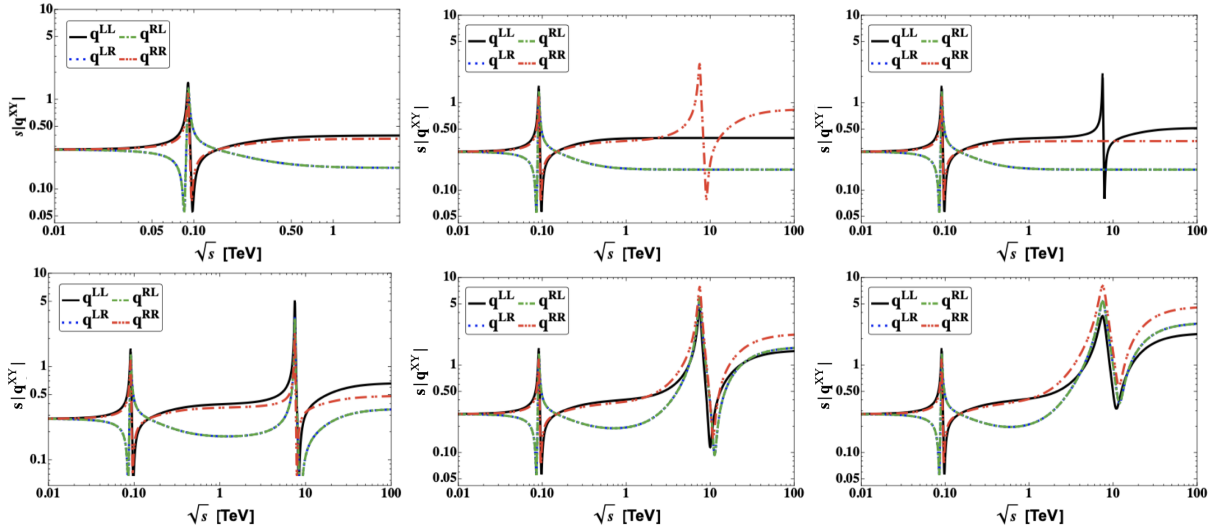


FIG. 52.  $s|q^{XY}|$  as a function of  $\sqrt{s}$  for the Bhabha scattering for SM (top left), for  $U(1)_X$  with  $x_H = -2$  (top middle),  $x_H = -1$  (top right),  $x_H = -0.5$  (bottom left),  $x_H = 1$  (bottom middle) and  $x_H = 2$  (bottom right) respectively. We consider  $M_{Z'} = 7.5$  TeV and  $g' = 0.4$ .

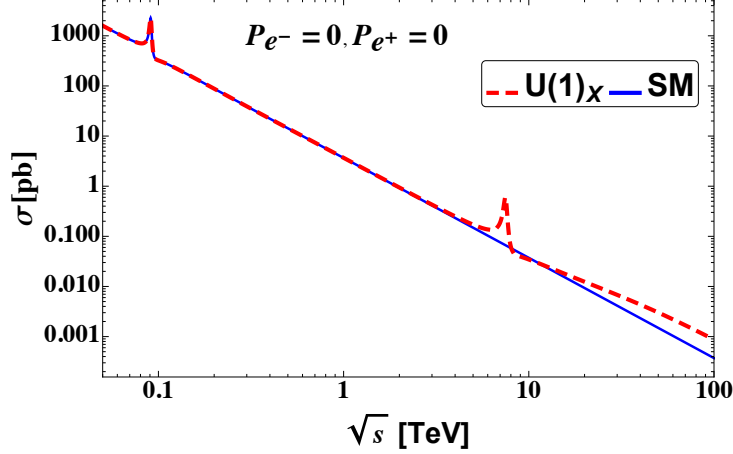


FIG. 53. The production cross section for the Bhabha Scattering process including the  $Z$  and  $Z'$  gauge bosons as a function of  $\sqrt{s}$  taking unpolarized beams for the SM and  $U(1)_X$  cases. We consider a benchmark as  $M_{Z'} = 7.5$  TeV,  $g' = 0.4$  and  $x_H = -2$ .

II, prospective bounds from the ATLAS-TDR and prospective ILC at three different center of mass energies. We calculate the different observables at the electron positron collider for different sets of the polarizations. Using the bounds on the  $U(1)_X$  coupling and the observables we study the pair production of the muons, bottom quarks and top quarks at the electron positron colliders. We study the differential and integrated scattering cross sections, forward-backward asymmetry, left-right asymmetry and forward-backward left-right asymmetry with their respective deviations. We find significant deviations from the SM results can be observed at the electron positron collider in the near future. We also study the Bhabha scattering for the electron positron final state calculating the integrated and differential scattering cross sections. In this case we study deviations in the cross sections and the left-right asymmetry due to the existence of the  $t$  channel process. We have found the significant deviations at the electron positron colliders with different center of mass energies which can be tested in the near future.

## ACKNOWLEDGMENTS

A.D. would like to thank Hisaki Hatanaka and Takaaki Nomura for useful discussions. AD would like to thank Daniel Jeans and Junping Tian for useful information regarding the



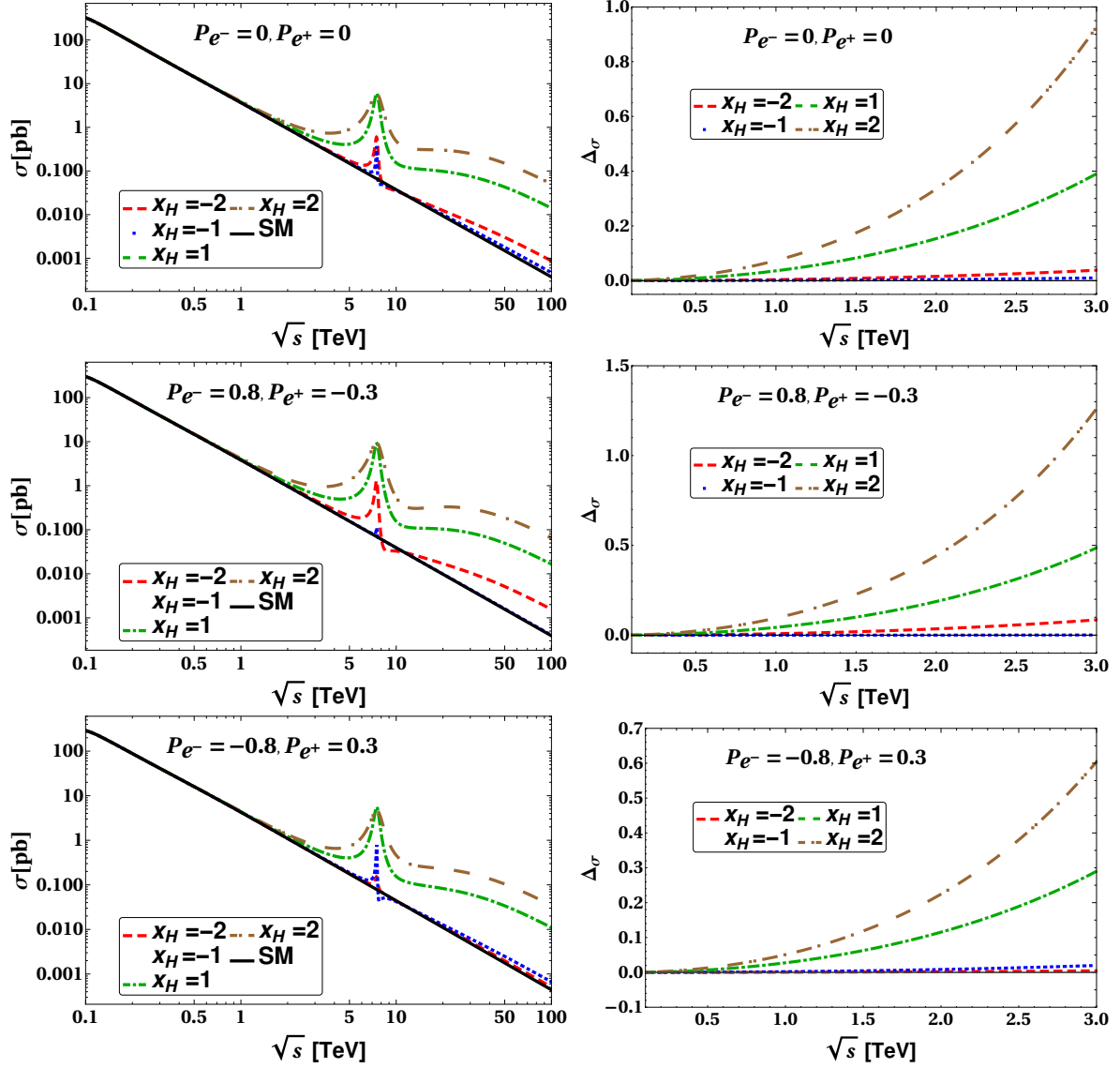


FIG. 54. Total scattering cross sections for the Bhabha scattering (left panel) and the deviation of the total cross section (right panel) as a function of the center of mass energy for  $M_{Z'} = 7.5$  TeV. The different polarization combinations for the  $e^-e^+$  pairs are taken as  $P_{e^-} = 0, P_{e^+} = 0$  (upper panel),  $P_{e^-} = 0.8, P_{e^+} = -0.3$  (middle panel) and  $P_{e^-} = -0.8, P_{e^+} = 0.3$  (lower panel).

ILC. The work of A.D. is supported by the National Research Foundation of Korea (NRF) grant funded by the Korean government (NRF-2020R1C1C1012452). The work of B.D. is supported in part by the US Department of Energy under Grant No. DE-SC0017987, by the Neutrino Theory Network Program, and by a Fermilab Intensity Frontier Fellowship. The work of Y.H. is supported by the Japan Society for the Promotion of Science, Grants-in-Aid

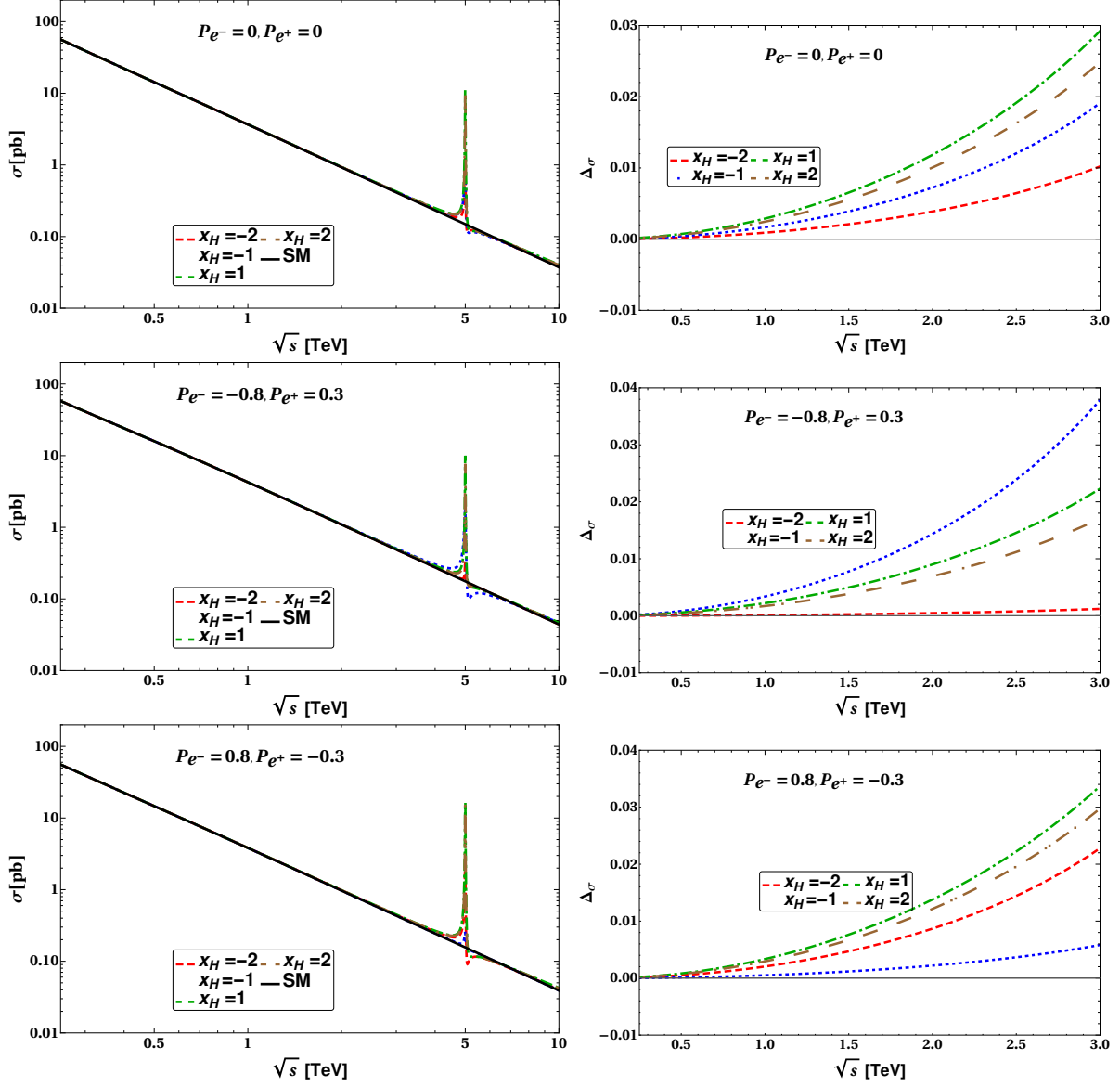


FIG. 55. Total scattering cross sections for the Bhabha scattering (left panel) and the deviation of the total cross section (right panel) as a function of the center of mass energy for  $M_{Z'} = 5$  TeV. The different polarization combinations for the  $e^-e^+$  pairs are taken as  $P_{e^-} = 0, P_{e^+} = 0$  (upper panel),  $P_{e^-} = 0.8, P_{e^+} = -0.3$  (middle panel) and  $P_{e^-} = -0.8, P_{e^+} = 0.3$  (lower panel).

for Scientific Research, No. 19K03873. The work of S. M. is supported by the Spanish grants

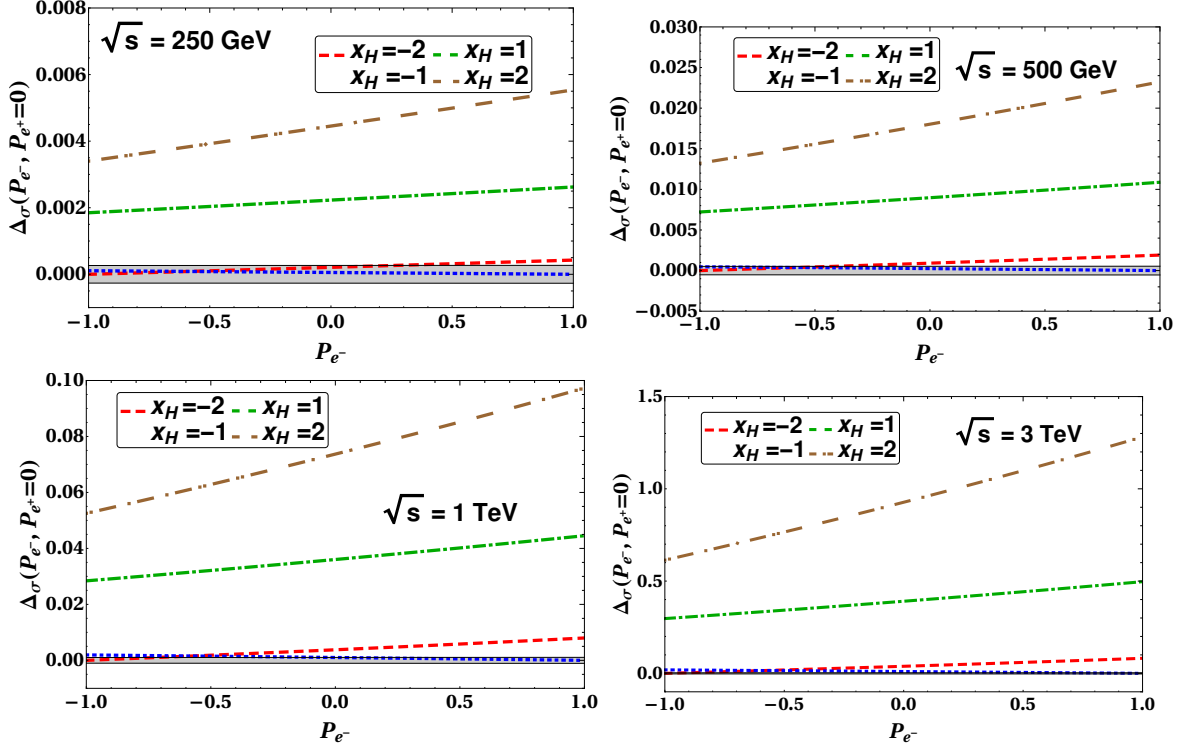


FIG. 56. The deviations of the total cross section as a function of electron polarization ( $P_{e-}$ ) for  $M_{Z'} = 7.5$  TeV. The positron polarization ( $P_{e+}$ ) is set to be zero. The choices of the center of mass energies are taken to be 500 GeV, 1 TeV and 3 TeV from left to right. The gray band shows the theoretically estimated statistical error.

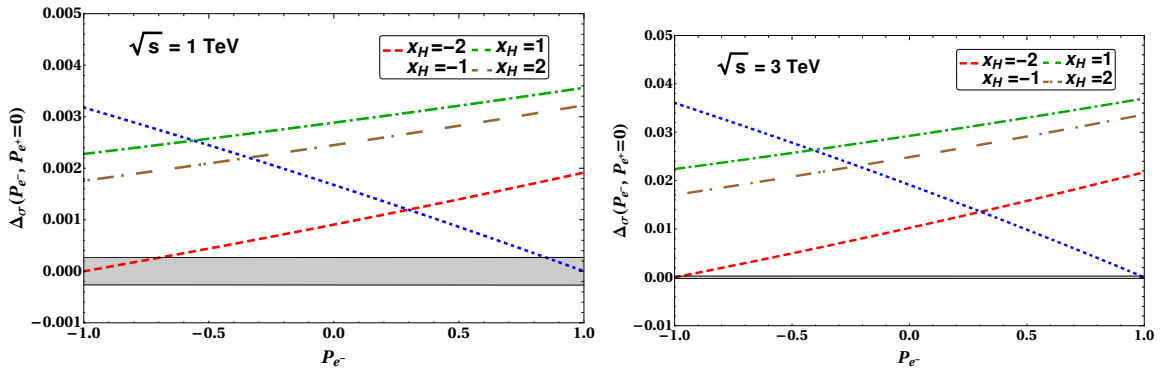


FIG. 57. The deviations of the total cross section as a function of electron polarization ( $P_{e-}$ ) for  $M_{Z'} = 5$  TeV. The positron polarization ( $P_{e+}$ ) is set to be zero. The gray band shows the theoretically estimated statistical error.

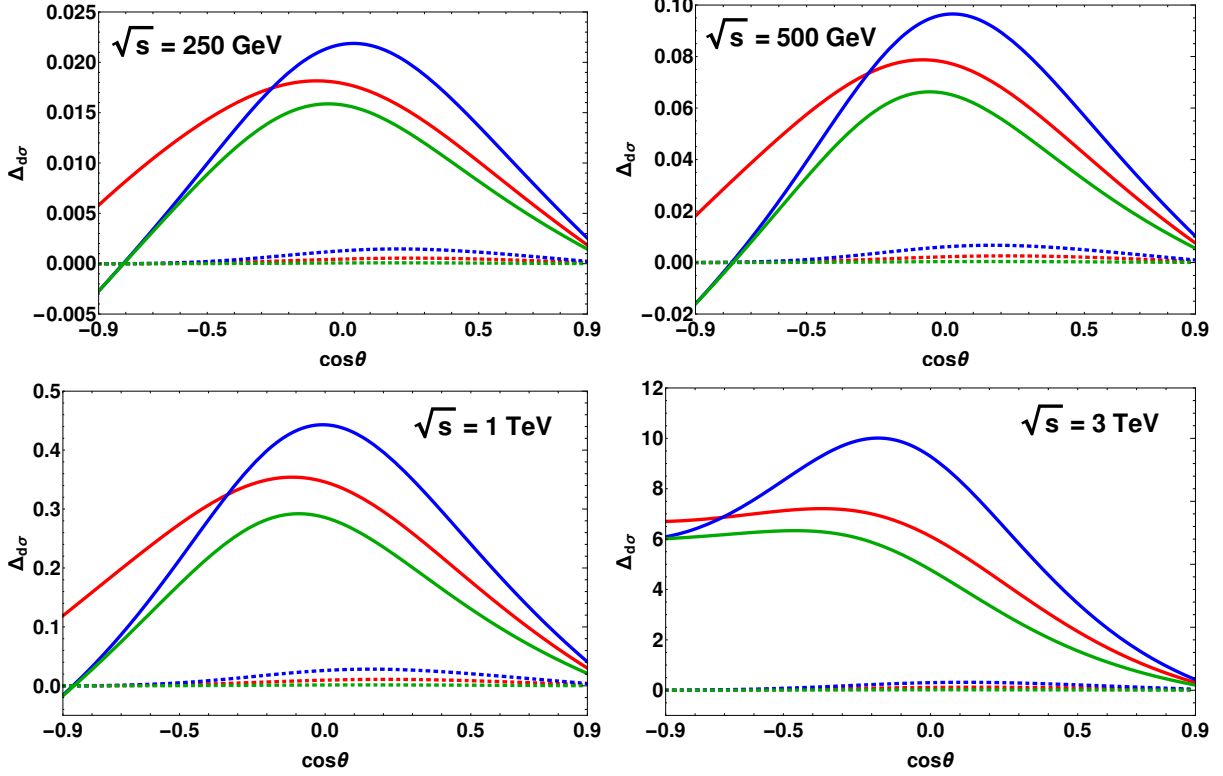


FIG. 58. The deviations of the differential scattering cross section as a function of  $\cos \theta$  for  $x_H = 2$  (solid) and  $x_H = -2$  (dotted) taking three choices of the  $e^-e^+$  polarizations as  $P_{e^-} = 0, P_{e^+} = 0$  (red),  $P_{e^-} = 0.8, P_{e^+} = -0.3$  (blue) and  $P_{e^-} = -0.8, P_{e^+} = 0.3$  (green). The center of mass energies are fixed at 250 GeV, 500 GeV, 1 TeV and 3 TeV for  $M_{Z'} = 7.5$  TeV.

FPA2017-85216-P (AEI/FEDER, UE), PROMETEO/2018/165 (Generalitat Valenciana).

- 
- [1] **CMS** Collaboration, S. Chatrchyan *et al.*, “Observation of a New Boson at a Mass of 125 GeV with the CMS Experiment at the LHC,” *Phys. Lett. B* **716** (2012) 30–61, [arXiv:1207.7235 \[hep-ex\]](#).
  - [2] **ATLAS** Collaboration, G. Aad *et al.*, “Observation of a new particle in the search for the Standard Model Higgs boson with the ATLAS detector at the LHC,” *Phys. Lett. B* **716** (2012) 1–29, [arXiv:1207.7214 \[hep-ex\]](#).
  - [3] **GALLEX** Collaboration, P. Anselmann *et al.*, “GALLEX solar neutrino observations: Complete results for GALLEX II,” *Phys. Lett. B* **357** (1995) 237–247. [Erratum: *Phys.*

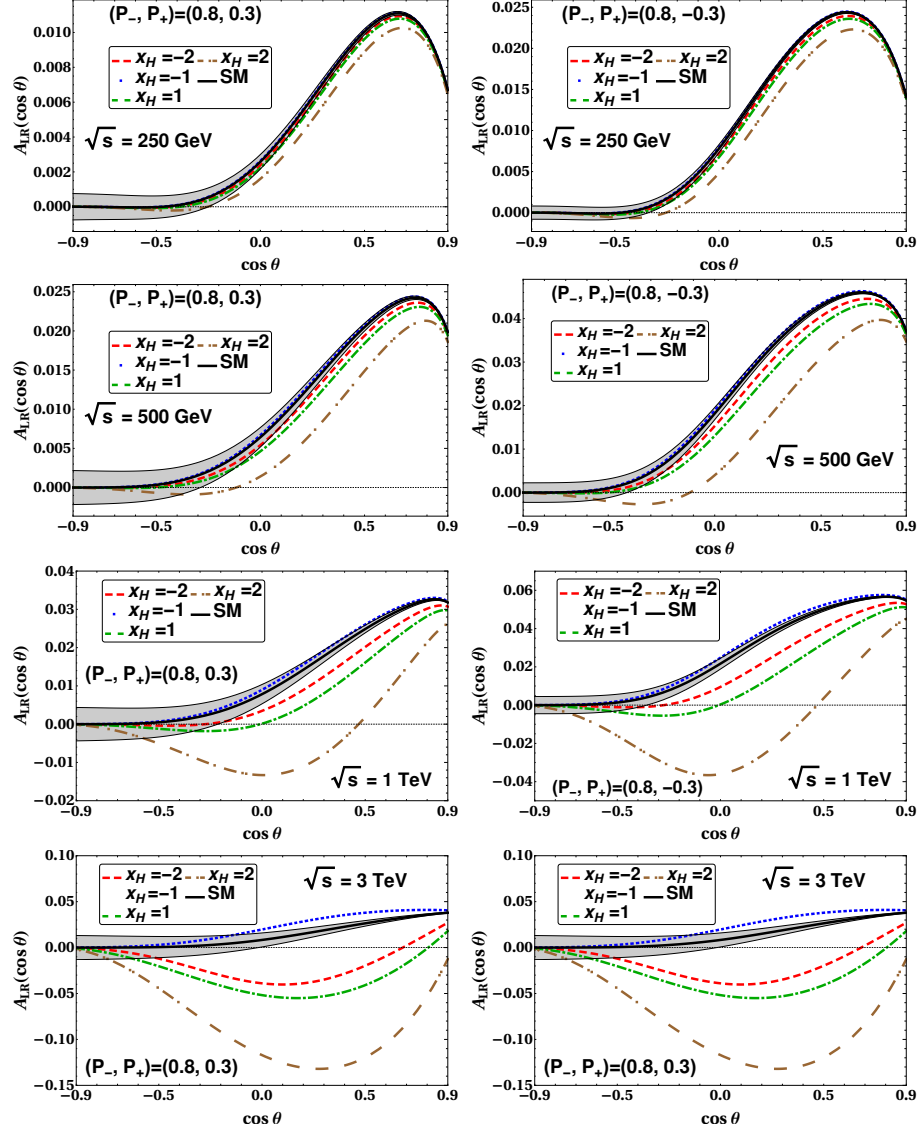


FIG. 59. Polarized left-right asymmetry as a function of the scattering angle for fixed center of mass energies  $\sqrt{s} = 250$  GeV, 500 GeV, 1 TeV and 3 TeV taking  $x_H = -2$ ,  $-1$ ,  $1$  and  $2$  respectively. The SM result is shown by the black solid line where as the theoretically estimated statistical error has been represented by the gray shaded region. The  $Z'$  mass has been considered as 7.5 TeV.

Lett.B361,235(1995)].

- [4] **Kamiokande** Collaboration, Y. Fukuda *et al.*, “Solar neutrino data covering solar cycle 22,” *Phys. Rev. Lett.* **77** (1996) 1683–1686.
- [5] **LSND** Collaboration, C. Athanassopoulos *et al.*, “Evidence for  $\nu(\mu) \rightarrow \nu(e)$  neutrino oscillations from LSND,” *Phys. Rev. Lett.* **81** (1998) 1774–1777, [arXiv:nucl-ex/9709006](#)

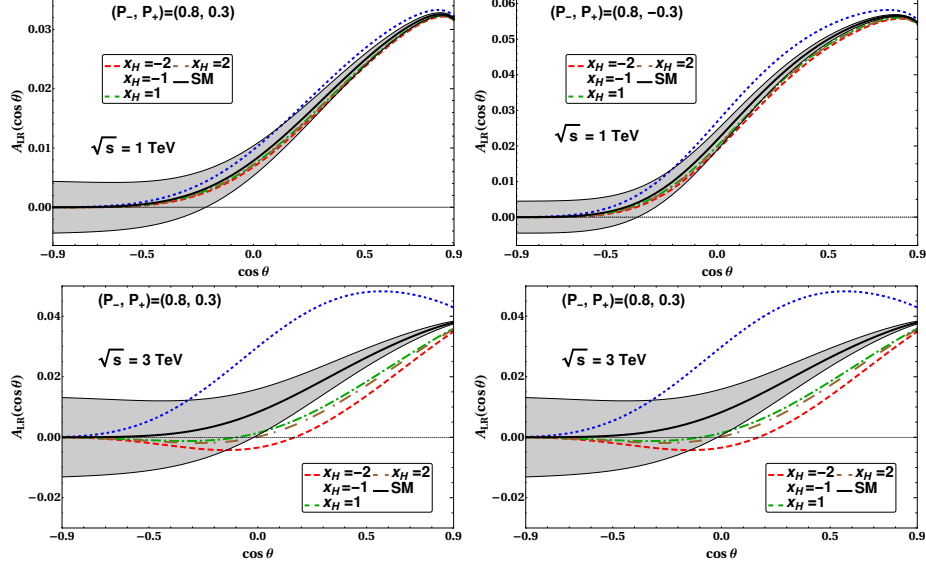


FIG. 60. Polarized left-right asymmetry as a function of the scattering angle for fixed center of mass energies for  $\sqrt{s} = 1$  TeV and 3 TeV taking  $x_H = -2$ ,  $-1$ ,  $1$  and  $2$  respectively. The SM result is shown by the black solid line where as the theoretically estimated statistical error has been represented by the gray shaded region. The  $Z'$  mass has been considered as 5 TeV.

[nucl-ex].

- [6] **Super-Kamiokande** Collaboration, Y. Fukuda *et al.*, “Measurement of a small atmospheric muon-neutrino / electron-neutrino ratio,” *Phys. Lett.* **B433** (1998) 9–18, [arXiv:hep-ex/9803006](#) [hep-ex].
- [7] **SAGE** Collaboration, J. N. Abdurashitov *et al.*, “Results from SAGE,” *Phys. Lett.* **B328** (1994) 234–248.
- [8] **SNO** Collaboration, Q. Ahmad *et al.*, “Direct evidence for neutrino flavor transformation from neutral current interactions in the Sudbury Neutrino Observatory,” *Phys. Rev. Lett.* **89** (2002) 011301, [arXiv:nucl-ex/0204008](#).
- [9] **SNO** Collaboration, Q. Ahmad *et al.*, “Measurement of day and night neutrino energy spectra at SNO and constraints on neutrino mixing parameters,” *Phys. Rev. Lett.* **89** (2002) 011302, [arXiv:nucl-ex/0204009](#).
- [10] **Super-Kamiokande** Collaboration, J. Hosaka *et al.*, “Three flavor neutrino oscillation analysis of atmospheric neutrinos in Super-Kamiokande,” *Phys. Rev. D* **74** (2006) 032002, [arXiv:hep-ex/0604011](#).

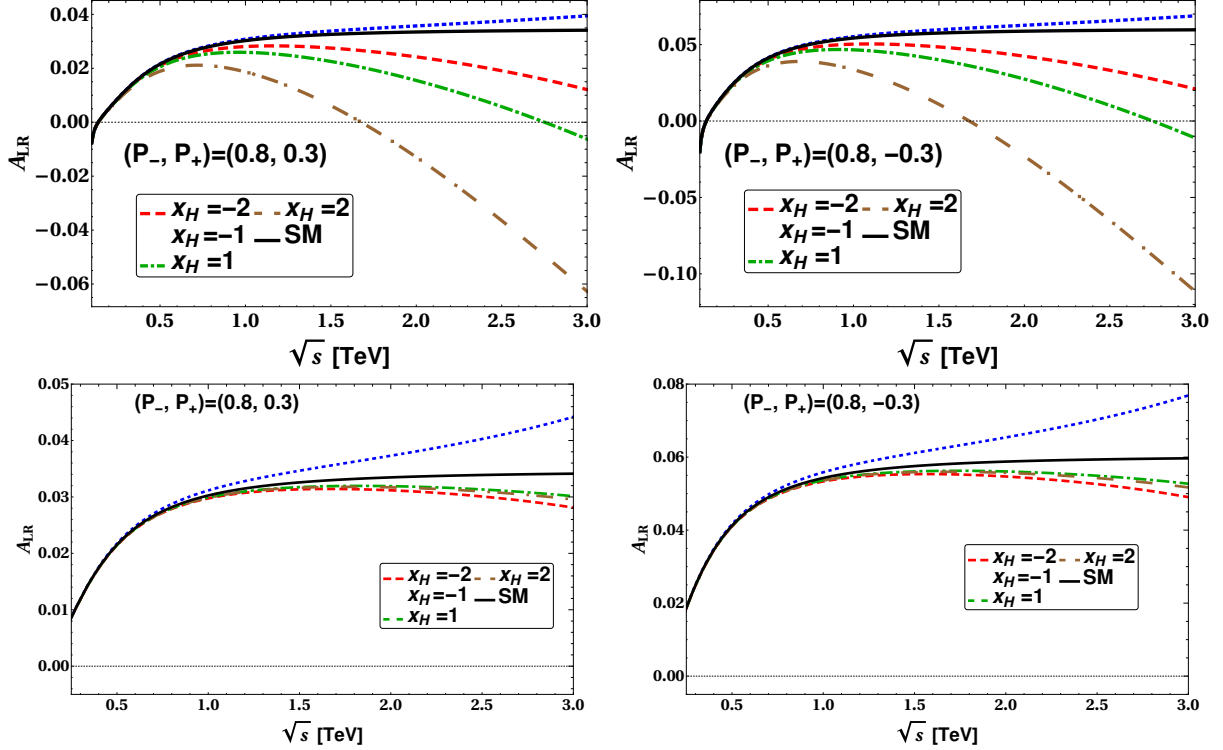


FIG. 61. Integrated left-right asymmetry as a function of the center of mass energy for the initial state polarizations  $(P_-, P_+) = (0.8, 0.3)$  and  $(P_-, P_+) = (0.8, -0.3)$  considering  $x_H = -2, -1, 1$  and  $2$  respectively. The SM result has been represented by the black solid line. The top panel represents  $M_{Z'} = 7.5$  TeV whereas the bottom panel stands for the case with  $M_{Z'} = 5$  TeV.

- [11] **KamLAND** Collaboration, K. Eguchi *et al.*, “First results from KamLAND: Evidence for reactor anti-neutrino disappearance,” *Phys. Rev. Lett.* **90** (2003) 021802, [arXiv:hep-ex/0212021](#).
- [12] **K2K** Collaboration, M. Ahn *et al.*, “Indications of neutrino oscillation in a 250 km long baseline experiment,” *Phys. Rev. Lett.* **90** (2003) 041801, [arXiv:hep-ex/0212007](#).
- [13] **T2K** Collaboration, M. Catanesi, “T2K Results and Perspectives,” *Nucl. Phys. B Proc. Suppl.* **237-238** (2013) 129–134.
- [14] **MINOS** Collaboration, P. Adamson *et al.*, “Improved search for muon-neutrino to electron-neutrino oscillations in MINOS,” *Phys. Rev. Lett.* **107** (2011) 181802, [arXiv:1108.0015 \[hep-ex\]](#).
- [15] **Double Chooz** Collaboration, Y. Abe *et al.*, “Indication of Reactor  $\bar{\nu}_e$  Disappearance in

- the Double Chooz Experiment,” *Phys. Rev. Lett.* **108** (2012) 131801, [arXiv:1112.6353 \[hep-ex\]](#).
- [16] **Daya Bay** Collaboration, F. An *et al.*, “Observation of electron-antineutrino disappearance at Daya Bay,” *Phys. Rev. Lett.* **108** (2012) 171803, [arXiv:1203.1669 \[hep-ex\]](#).
- [17] **RENO** Collaboration, J. Ahn *et al.*, “Observation of Reactor Electron Antineutrino Disappearance in the RENO Experiment,” *Phys. Rev. Lett.* **108** (2012) 191802, [arXiv:1204.0626 \[hep-ex\]](#).
- [18] **Particle Data Group** Collaboration, C. Patrignani *et al.*, “Review of Particle Physics,” *Chin. Phys. C* **40** no. 10, (2016) 100001.
- [19] P. Minkowski, “ $\mu \rightarrow e\gamma$  at a Rate of One Out of  $10^9$  Muon Decays?,” *Phys. Lett.* **67B** (1977) 421–428.
- [20] R. N. Mohapatra and G. Senjanovic, “Neutrino Mass and Spontaneous Parity Nonconservation,” *Phys. Rev. Lett.* **44** (1980) 912.
- [21] J. Schechter and J. Valle, “Neutrino Masses in  $SU(2) \times U(1)$  Theories,” *Phys. Rev. D* **22** (1980) 2227.
- [22] T. Yanagida, “Horizontal gauge symmetry and masses of neutrinos,” *Conf. Proc. C* **7902131** (1979) 95–99.
- [23] M. Gell-Mann, P. Ramond, and R. Slansky, “Complex Spinors and Unified Theories,” *Conf. Proc. C* **790927** (1979) 315–321, [arXiv:1306.4669 \[hep-th\]](#).
- [24] S. Glashow, “The Future of Elementary Particle Physics,” *NATO Sci. Ser. B* **61** (1980) 687.
- [25] R. Mohapatra, “Mechanism for Understanding Small Neutrino Mass in Superstring Theories,” *Phys. Rev. Lett.* **56** (1986) 561–563.
- [26] R. Mohapatra and J. Valle, “Neutrino Mass and Baryon Number Nonconservation in Superstring Models,” *Phys. Rev. D* **34** (1986) 1642.
- [27] **Planck** Collaboration, N. Aghanim *et al.*, “Planck 2018 results. VI. Cosmological parameters,” [arXiv:1807.06209 \[astro-ph.CO\]](#).
- [28] F. Del Aguila, M. Cvetič, and P. Langacker, “Reconstruction of the extended gauge structure from Z-prime observables at future colliders,” *Phys. Rev. D* **52** (1995) 37–43, [arXiv:hep-ph/9501390](#).
- [29] A. Leike, “The Phenomenology of extra neutral gauge bosons,” *Phys. Rept.* **317** (1999) 143–250, [arXiv:hep-ph/9805494 \[hep-ph\]](#).



- [30] V. Barger, P. Langacker, and H.-S. Lee, “Primordial nucleosynthesis constraints on  $Z'$  properties,” *Phys. Rev. D* **67** (2003) 075009, [arXiv:hep-ph/0302066](#).
- [31] T. G. Rizzo, “ $Z'$  phenomenology and the LHC,” in *Theoretical Advanced Study Institute in Elementary Particle Physics: Exploring New Frontiers Using Colliders and Neutrinos*, pp. 537–575. 10, 2006. [arXiv:hep-ph/0610104](#).
- [32] J. Montero and V. Pleitez, “Gauging U(1) symmetries and the number of right-handed neutrinos,” *Phys. Lett. B* **675** (2009) 64–68, [arXiv:0706.0473 \[hep-ph\]](#).
- [33] P. Langacker, “The Physics of Heavy  $Z'$  Gauge Bosons,” *Rev. Mod. Phys.* **81** (2009) 1199–1228, [arXiv:0801.1345 \[hep-ph\]](#).
- [34] S.-L. Chen and N. Okada, “Flavorful  $Z'$  signatures at LHC and ILC,” *Phys. Lett. B* **669** (2008) 34–38, [arXiv:0808.0331 \[hep-ph\]](#).
- [35] H.-S. Lee, “Minimal gauge origin of baryon triality and flavorful signatures at the LHC,” *Phys. Lett. B* **704** (2011) 316–321, [arXiv:1007.1040 \[hep-ph\]](#).
- [36] V. Barger, P. Langacker, and H.-S. Lee, “Six-lepton Z-prime resonance at the LHC,” *Phys. Rev. Lett.* **103** (2009) 251802, [arXiv:0909.2641 \[hep-ph\]](#).
- [37] V. Barger and H.-S. Lee, “Four-Lepton Resonance at the Large Hadron Collider,” *Phys. Rev. D* **85** (2012) 055030, [arXiv:1111.0633 \[hep-ph\]](#).
- [38] S. K. Gupta and G. Valencia, “Flavor changing  $Z'$  couplings at the LHC,” *Phys. Rev. D* **82** (2010) 035017, [arXiv:1005.4578 \[hep-ph\]](#).
- [39] B. Brahmachari and A. Raychaudhuri, “Kinetic mixing and symmetry breaking dependent interactions of the dark photon,” *Nucl. Phys. B* **887** (2014) 441–455, [arXiv:1409.2082 \[hep-ph\]](#).
- [40] S. Banerjee, M. Mitra, and M. Spannowsky, “Searching for a Heavy Higgs boson in a Higgs-portal B-L Model,” *Phys. Rev. D* **92** no. 5, (2015) 055013, [arXiv:1506.06415 \[hep-ph\]](#).
- [41] A. Ekstedt, R. Enberg, G. Ingelman, J. Löfgren, and T. Mandal, “Constraining minimal anomaly free U(1) extensions of the Standard Model,” *JHEP* **11** (2016) 071, [arXiv:1605.04855 \[hep-ph\]](#).
- [42] A. Ekstedt, R. Enberg, G. Ingelman, J. Löfgren, and T. Mandal, “Minimal anomalous U(1) theories and collider phenomenology,” *JHEP* **02** (2018) 152, [arXiv:1712.03410 \[hep-ph\]](#).

- [43] E. J. Chun, A. Das, J. Kim, and J. Kim, “Searching for flavored gauge bosons,” *JHEP* **02** (2019) 093, [arXiv:1811.04320 \[hep-ph\]](#). [Erratum: JHEP 07, 024 (2019)].
- [44] F. F. Deppisch, S. Kulkarni, and W. Liu, “Searching for a light  $Z'$  through Higgs production at the LHC,” *Phys. Rev. D* **100** no. 11, (2019) 115023, [arXiv:1908.11741 \[hep-ph\]](#).
- [45] D. Choudhury, K. Deka, T. Mandal, and S. Sadhukhan, “Neutrino and  $Z'$  phenomenology in an anomaly-free  $U(1)$  extension: role of higher-dimensional operators,” *JHEP* **06** (2020) 111, [arXiv:2002.02349 \[hep-ph\]](#).
- [46] S. Funatsu, H. Hatanaka, Y. Hosotani, and Y. Orikasa, “Distinct signals of the gauge-Higgs unification in  $e^+e^-$  collider experiments,” *Phys. Lett. B* **775** (2017) 297–302, [arXiv:1705.05282 \[hep-ph\]](#).
- [47] T. Bandyopadhyay, G. Bhattacharyya, D. Das, and A. Raychaudhuri, “Reappraisal of constraints on  $Z'$  models from unitarity and direct searches at the LHC,” *Phys. Rev. D* **98** no. 3, (2018) 035027, [arXiv:1803.07989 \[hep-ph\]](#).
- [48] D. A. Camargo, L. Delle Rose, S. Moretti, and F. S. Queiroz, “Collider bounds on 2-Higgs doublet models with  $U(1)_X$  gauge symmetries,” *Phys. Lett. B* **793** (2019) 150–160, [arXiv:1805.08231 \[hep-ph\]](#).
- [49] D. Nanda and D. Borah, “Common origin of neutrino mass and dark matter from anomaly cancellation requirements of a  $U(1)_{B-L}$  model,” *Phys. Rev. D* **96** no. 11, (2017) 115014, [arXiv:1709.08417 \[hep-ph\]](#).
- [50] D. Borah, D. Nanda, N. Narendra, and N. Sahu, “Right-handed neutrino dark matter with radiative neutrino mass in gauged  $B - L$  model,” *Nucl. Phys. B* **950** (2020) 114841, [arXiv:1810.12920 \[hep-ph\]](#).
- [51] S. Jana, V. P. K., and S. Saad, “Minimal dirac neutrino mass models from  $U(1)_R$  gauge symmetry and left–right asymmetry at colliders,” *Eur. Phys. J. C* **79** no. 11, (2019) 916, [arXiv:1904.07407 \[hep-ph\]](#).
- [52] S. Funatsu, H. Hatanaka, Y. Hosotani, Y. Orikasa, and N. Yamatsu, “Fermion pair production at  $e^-e^+$  linear collider experiments in GUT inspired gauge-Higgs unification,” *Phys. Rev. D* **102** no. 1, (2020) 015029, [arXiv:2006.02157 \[hep-ph\]](#).
- [53] A. Das and N. Okada, “Associated Higgs boson production with  $Z$  boson in the minimal  $U(1)_X$  extended Standard Model,” [arXiv:2008.04023 \[hep-ph\]](#).

- [54] D. B. Costa, “Anomaly-free  $U(1)^m$  extensions of the Standard Model,” [arXiv:2007.08733 \[hep-ph\]](#).
- [55] D. B. Costa, B. A. Dobrescu, and P. J. Fox, “Chiral Abelian gauge theories with few fermions,” *Phys. Rev. D* **101** no. 9, (2020) 095032, [arXiv:2001.11991 \[hep-ph\]](#).
- [56] D. Borah, L. Mukherjee, and S. Nandi, “Low scale  $U(1)_X$  gauge symmetry as an origin of dark matter, neutrino mass and flavour anomalies,” *JHEP* **12** (2020) 052, [arXiv:2007.13778 \[hep-ph\]](#).
- [57] D. B. Costa, B. A. Dobrescu, and P. J. Fox, “General Solution to the  $U(1)$  Anomaly Equations,” *Phys. Rev. Lett.* **123** no. 15, (2019) 151601, [arXiv:1905.13729 \[hep-th\]](#).
- [58] J. Casas, M. Chakraborti, and J. Quilis, “UV completion of an axial, leptophobic,  $Z'$ ,” *Phys. Lett. B* **809** (2020) 135721, [arXiv:1907.11207 \[hep-ph\]](#).
- [59] L. Michaels and F. Yu, “Probing new  $U(1)$  gauge symmetries via exotic  $Z \rightarrow Z'\gamma$  decays,” [arXiv:2010.00021 \[hep-ph\]](#).
- [60] T. G. Rizzo, “The Bactrian Effect: Multiple Resonances and Light Dirac Dark Matter,” [arXiv:2102.03647 \[hep-ph\]](#).
- [61] J. C. Pati and A. Salam, “Lepton Number as the Fourth Color,” *Phys. Rev. D* **10** (1974) 275–289. [Erratum: *Phys.Rev.D* 11, 703–703 (1975)].
- [62] R. N. Mohapatra and J. C. Pati, “Left-Right Gauge Symmetry and an Isoconjugate Model of CP Violation,” *Phys. Rev. D* **11** (1975) 566–571.
- [63] R. Mohapatra and J. C. Pati, “A Natural Left-Right Symmetry,” *Phys. Rev. D* **11** (1975) 2558.
- [64] G. Senjanovic and R. N. Mohapatra, “Exact Left-Right Symmetry and Spontaneous Violation of Parity,” *Phys. Rev. D* **12** (1975) 1502.
- [65] Q. Shafi and C. Wetterich, “Left-Right Symmetric Gauge Models and Possible Existence of a Neutral Gauge Boson with Mass in the PETRA-PEP Energy Range,” *Phys. Lett.* **73B** (1978) 65–70.
- [66] G. Senjanovic, “Spontaneous Breakdown of Parity in a Class of Gauge Theories,” *Nucl. Phys. B* **153** (1979) 334–364.
- [67] R. N. Mohapatra and G. Senjanovic, “Neutrino Masses and Mixings in Gauge Models with Spontaneous Parity Violation,” *Phys. Rev. D* **23** (1981) 165.

- [68] J. Polak and M. Zralek, “Updated constraints on the neutral current parameters in left-right symmetric model,” *Nucl. Phys.* **B363** (1991) 385–400.
- [69] J. Polak and M. Zralek, “Left-right symmetric model parameters: Updated bounds,” *Phys. Rev.* **D46** (1992) 3871–3875.
- [70] H. Georgi, “Grand Unified Theories,” *NATO Sci. Ser. B* **352** (1996) 593–607.
- [71] H. Fritzsch and P. Minkowski, “Unified Interactions of Leptons and Hadrons,” *Annals Phys.* **93** (1975) 193–266.
- [72] T. Clark, T.-K. Kuo, and N. Nakagawa, “A SO(10) SUPERSYMMETRIC GRAND UNIFIED THEORY,” *Phys. Lett. B* **115** (1982) 26–28.
- [73] C. Aulakh and R. N. Mohapatra, “Implications of Supersymmetric SO(10) Grand Unification,” *Phys. Rev. D* **28** (1983) 217.
- [74] J. Chakraborty and A. Raychaudhuri, “A Note on dimension-5 operators in GUTs and their impact,” *Phys. Lett. B* **673** (2009) 57–62, [arXiv:0812.2783 \[hep-ph\]](#).
- [75] J. Chakraborty and A. Raychaudhuri, “Dimension-5 operators and the unification condition in SO(10) and E(6),” [arXiv:1006.1252 \[hep-ph\]](#).
- [76] F. Gursey, P. Ramond, and P. Sikivie, “A Universal Gauge Theory Model Based on E6,” *Phys. Lett. B* **60** (1976) 177–180.
- [77] Y. Achiman and B. Stech, “Quark Lepton Symmetry and Mass Scales in an E6 Unified Gauge Model,” *Phys. Lett. B* **77** (1978) 389–393.
- [78] J. L. Hewett, T. G. Rizzo, and J. A. Robinson, “Low-energy Phenomenology of Some Supersymmetric E6 Breaking Patterns,” *Phys. Rev.* **D34** (1986) 2179. [Phys. Rev.D33,1476(1986)].
- [79] Y. Hosotani, “Dynamical Mass Generation by Compact Extra Dimensions,” *Phys. Lett. B* **126** (1983) 309–313.
- [80] K. Agashe, R. Contino, and A. Pomarol, “The Minimal composite Higgs model,” *Nucl. Phys. B* **719** (2005) 165–187, [arXiv:hep-ph/0412089](#).
- [81] A. D. Medina, N. R. Shah, and C. E. Wagner, “Gauge-Higgs Unification and Radiative Electroweak Symmetry Breaking in Warped Extra Dimensions,” *Phys. Rev. D* **76** (2007) 095010, [arXiv:0706.1281 \[hep-ph\]](#).
- [82] Y. Hosotani, K. Oda, T. Ohnuma, and Y. Sakamura, “Dynamical Electroweak Symmetry Breaking in SO(5)  $\times$  U(1) Gauge-Higgs Unification with Top and Bottom Quarks,” *Phys.*

- Rev. D* **78** (2008) 096002, [arXiv:0806.0480 \[hep-ph\]](#). [Erratum: *Phys.Rev.D* 79, 079902 (2009)].
- [83] S. Funatsu, H. Hatanaka, Y. Hosotani, Y. Orikasa, and T. Shimotani, “Novel universality and Higgs decay  $H \rightarrow \gamma\gamma$ ,  $gg$  in the  $SO(5) \times U(1)$  gauge-Higgs unification,” *Phys. Lett. B* **722** (2013) 94–99, [arXiv:1301.1744 \[hep-ph\]](#).
- [84] S. Funatsu, H. Hatanaka, Y. Hosotani, and Y. Orikasa, “Collider signals of  $W'$  and  $Z'$  bosons in the gauge-Higgs unification,” *Phys. Rev. D* **95** no. 3, (2017) 035032, [arXiv:1612.03378 \[hep-ph\]](#).
- [85] J. Yoon and M. E. Peskin, “Dissection of an  $SO(5) \times U(1)$  gauge-Higgs unification model,” *Phys. Rev. D* **100** no. 1, (2019) 015001, [arXiv:1810.12352 \[hep-ph\]](#).
- [86] S. Funatsu, “Forward-backward asymmetry in the gauge-Higgs unification at the International Linear Collider,” *Eur. Phys. J. C* **79** no. 10, (2019) 854, [arXiv:1905.10007 \[hep-ph\]](#).
- [87] **CMS** Collaboration, S. Chatrchyan *et al.*, “Search for Heavy Narrow Dilepton Resonances in  $pp$  Collisions at  $\sqrt{s} = 7$  TeV and  $\sqrt{s} = 8$  TeV,” *Phys. Lett. B* **720** (2013) 63–82, [arXiv:1212.6175 \[hep-ex\]](#).
- [88] **ATLAS** Collaboration, G. Aad *et al.*, “Search for high-mass dilepton resonances in  $pp$  collisions at  $\sqrt{s} = 8$  TeV with the ATLAS detector,” *Phys. Rev. D* **90** no. 5, (2014) 052005, [arXiv:1405.4123 \[hep-ex\]](#).
- [89] **CMS** Collaboration, V. Khachatryan *et al.*, “Search for physics beyond the standard model in dilepton mass spectra in proton-proton collisions at  $\sqrt{s} = 8$  TeV,” *JHEP* **04** (2015) 025, [arXiv:1412.6302 \[hep-ex\]](#).
- [90] **ATLAS** Collaboration, G. Aad *et al.*, “Search for high-mass dilepton resonances using 139  $\text{fb}^{-1}$  of  $pp$  collision data collected at  $\sqrt{s} = 13$  TeV with the ATLAS detector,” *Phys. Lett. B* **796** (2019) 68–87, [arXiv:1903.06248 \[hep-ex\]](#).
- [91] **CMS** Collaboration, C. Collaboration, “Search for a narrow resonance in high-mass dilepton final states in proton-proton collisions using 140  $\text{fb}^{-1}$  of data at  $\sqrt{s} = 13$  TeV,”.
- [92] T. Appelquist, B. A. Dobrescu, and A. R. Hopper, “Nonexotic Neutral Gauge Bosons,” *Phys. Rev. D* **68** (2003) 035012, [arXiv:hep-ph/0212073](#).
- [93] C. Coriano, L. Delle Rose, and C. Marzo, “Vacuum Stability in  $U(1)$ -Prime Extensions of the Standard Model with TeV Scale Right Handed Neutrinos,” *Phys. Lett. B* **738** (2014)

- 13–19, [arXiv:1407.8539 \[hep-ph\]](#).
- [94] A. Das, S. Oda, N. Okada, and D.-s. Takahashi, “Classically conformal U(1)? extended standard model, electroweak vacuum stability, and LHC Run-2 bounds,” *Phys. Rev. D* **93** no. 11, (2016) 115038, [arXiv:1605.01157 \[hep-ph\]](#).
  - [95] R. Marshak and R. N. Mohapatra, “Quark - Lepton Symmetry and B-L as the U(1) Generator of the Electroweak Symmetry Group,” *Phys. Lett. B* **91** (1980) 222–224.
  - [96] A. Davidson and K. C. Wali, “Neutrino Masses and the Next Energy Scale,” *Phys. Lett. B* **98** (1981) 183–187.
  - [97] R. N. Mohapatra and R. Marshak, “Local B-L Symmetry of Electroweak Interactions, Majorana Neutrinos and Neutron Oscillations,” *Phys. Rev. Lett.* **44** (1980) 1316–1319. [Erratum: *Phys.Rev.Lett.* 44, 1643 (1980)].
  - [98] C. Wetterich, “Neutrino Masses and the Scale of B-L Violation,” *Nucl. Phys. B* **187** (1981) 343–375.
  - [99] A. Masiero, J. Nieves, and T. Yanagida, “ $B$ -1 Violating Proton Decay and Late Cosmological Baryon Production,” *Phys. Lett. B* **116** (1982) 11–15.
  - [100] A. Davidson, V. Nair, and K. C. Wali, “Mixing Angles and CP Violation in the SO(10) X U(1)-(pq) Model,” *Phys. Rev. D* **29** (1984) 1513.
  - [101] A. Davidson and K. C. Wali, “Universal Seesaw Mechanism?,” *Phys. Rev. Lett.* **59** (1987) 393.
  - [102] W. Buchmuller, C. Greub, and P. Minkowski, “Neutrino masses, neutral vector bosons and the scale of B-L breaking,” *Phys. Lett. B* **267** (1991) 395–399.
  - [103] L. Basso, A. Belyaev, S. Moretti, and C. H. Shepherd-Themistocleous, “Phenomenology of the minimal B-L extension of the Standard model:  $Z'$  and neutrinos,” *Phys. Rev. D* **80** (2009) 055030, [arXiv:0812.4313 \[hep-ph\]](#).
  - [104] L. Basso, A. Belyaev, S. Moretti, and G. M. Pruna, “Probing the Z-prime sector of the minimal B-L model at future Linear Colliders in the  $e^+ e^- \rightarrow \mu^+ \mu^-$  process,” *JHEP* **10** (2009) 006, [arXiv:0903.4777 \[hep-ph\]](#).
  - [105] L. Basso, A. Belyaev, S. Moretti, and G. Pruna, “Tree Level Unitarity Bounds for the Minimal B-L Model,” *Phys. Rev. D* **81** (2010) 095018, [arXiv:1002.1939 \[hep-ph\]](#).
  - [106] L. Basso, A. Belyaev, S. Moretti, G. M. Pruna, and C. H. Shepherd-Themistocleous, “ $Z'$  discovery potential at the LHC in the minimal  $B - L$  extension of the Standard Model,”

- Eur. Phys. J. C* **71** (2011) 1613, [arXiv:1002.3586 \[hep-ph\]](#).
- [107] J. Heeck, “Unbroken  $B - L$  symmetry,” *Phys. Lett. B* **739** (2014) 256–262, [arXiv:1408.6845 \[hep-ph\]](#).
- [108] E. Ma, N. Pollard, R. Srivastava, and M. Zakeri, “Gauge  $B - L$  Model with Residual  $Z_3$  Symmetry,” *Phys. Lett. B* **750** (2015) 135–138, [arXiv:1507.03943 \[hep-ph\]](#).
- [109] P. Bandyopadhyay, E. J. Chun, and R. Mandal, “Implications of right-handed neutrinos in  $B - L$  extended standard model with scalar dark matter,” *Phys. Rev. D* **97** no. 1, (2018) 015001, [arXiv:1707.00874 \[hep-ph\]](#).
- [110] P. Bandyopadhyay, M. Mitra, and A. Roy, “Relativistic Freeze-in with Scalar Dark Matter in a Gauged  $B - L$  Model and Electroweak Symmetry Breaking,” [arXiv:2012.07142 \[hep-ph\]](#).
- [111] P. Bandyopadhyay, E. J. Chun, R. Mandal, and F. S. Queiroz, “Scrutinizing Right-Handed Neutrino Portal Dark Matter With Yukawa Effect,” *Phys. Lett. B* **788** (2019) 530–534, [arXiv:1807.05122 \[hep-ph\]](#).
- [112] H. Bhabha, “The scattering of positrons by electrons with exchange on Dirac’s theory of the positron,” *Proc. Roy. Soc. Lond. A* **154** (1936) 195–206.
- [113] G. Altarelli and B. Stella, “ELECTRON ANGULAR DISTRIBUTION IN  $e^+ e^- \rightarrow e^+ e^- \gamma$  AT HIGH-ENERGIES,” *Lett. Nuovo Cim.* **9** (1974) 416.
- [114] F. A. Berends and R. Kleiss, “Distributions in the Process  $e^+ e^- \rightarrow e^+ e^- (\gamma)$ ,” *Nucl. Phys. B* **228** (1983) 537–551.
- [115] M. Caffo, H. Czyz, and E. Remiddi, “Simulation of the process  $e^+ e^- \rightarrow e^+ e^- \gamma$  within electroweak theory with longitudinally polarized initial electrons,” *Phys. Lett. B* **378** (1996) 357–363, [arXiv:hep-ph/9603300](#).
- [116] A. Arbuzov, G. Fedotov, E. Kuraev, N. Merenkov, V. Rushai, and L. Trentadue, “Large angle QED processes at  $e^+ e^-$  colliders at energies below 3-GeV,” *JHEP* **10** (1997) 001, [arXiv:hep-ph/9702262](#).
- [117] J. Fujimoto, Y. Shimizu, and T. Muehisa, “Monte Carlo approach to radiative corrections in Bhabha scattering,” *Prog. Theor. Phys.* **91** (1994) 333–340, [arXiv:hep-ph/9311368](#).
- [118] C. Carloni Calame, C. Lunardini, G. Montagna, O. Nicrosini, and F. Piccinini, “Large angle Bhabha scattering and luminosity at flavor factories,” *Nucl. Phys. B* **584** (2000) 459–479, [arXiv:hep-ph/0003268](#).



- [119] S. Iso, N. Okada, and Y. Orikasa, “Classically conformal  $B-L$  extended Standard Model,” *Phys. Lett. B* **676** (2009) 81–87, [arXiv:0902.4050 \[hep-ph\]](#).
- [120] S. Iso, N. Okada, and Y. Orikasa, “The minimal B-L model naturally realized at TeV scale,” *Phys. Rev. D* **80** (2009) 115007, [arXiv:0909.0128 \[hep-ph\]](#).
- [121] S. Iso and Y. Orikasa, “TeV Scale B-L model with a flat Higgs potential at the Planck scale: In view of the hierarchy problem,” *PTEP* **2013** (2013) 023B08, [arXiv:1210.2848 \[hep-ph\]](#).
- [122] A. Das, N. Okada, and N. Papapietro, “Electroweak vacuum stability in classically conformal B-L extension of the Standard Model,” *Eur. Phys. J. C* **77** no. 2, (2017) 122, [arXiv:1509.01466 \[hep-ph\]](#).
- [123] S. Oda, N. Okada, and D.-s. Takahashi, “Classically conformal U(1)? extended standard model and Higgs vacuum stability,” *Phys. Rev. D* **92** no. 1, (2015) 015026, [arXiv:1504.06291 \[hep-ph\]](#).
- [124] Z.-W. Wang, F. S. Sage, T. G. Steele, and R. B. Mann, “Asymptotic Safety in the Conformal Hidden Sector?,” *J. Phys. G* **45** no. 9, (2018) 095002, [arXiv:1511.02531 \[hep-ph\]](#).
- [125] A. Das, S. Goswami, K. Vishnudath, and T. Nomura, “Constraining a general U(1)’ inverse seesaw model from vacuum stability, dark matter and collider,” *Phys. Rev. D* **101** no. 5, (2020) 055026, [arXiv:1905.00201 \[hep-ph\]](#).
- [126] **LEP, ALEPH, DELPHI, L3, OPAL, LEP Electroweak Working Group, SLD Electroweak Group, SLD Heavy Flavor Group** Collaboration, t. S. Electroweak, “A Combination of preliminary electroweak measurements and constraints on the standard model,” [arXiv:hep-ex/0312023](#).
- [127] M. Carena, A. Daleo, B. A. Dobrescu, and T. M. Tait, “ $Z'$  gauge bosons at the Tevatron,” *Phys. Rev. D* **70** (2004) 093009, [arXiv:hep-ph/0408098](#).
- [128] S. Amrith, J. Butterworth, F. Deppisch, W. Liu, A. Varma, and D. Yallup, “LHC Constraints on a  $B-L$  Gauge Model using Contur,” *JHEP* **05** (2019) 154, [arXiv:1811.11452 \[hep-ph\]](#).
- [129] A. Das, N. Okada, and D. Raut, “Enhanced pair production of heavy Majorana neutrinos at the LHC,” *Phys. Rev. D* **97** no. 11, (2018) 115023, [arXiv:1710.03377 \[hep-ph\]](#).



- [130] A. Das, N. Okada, and D. Raut, “Heavy Majorana neutrino pair productions at the LHC in minimal  $U(1)$  extended Standard Model,” *Eur. Phys. J. C* **78** no. 9, (2018) 696, [arXiv:1711.09896 \[hep-ph\]](#).
- [131] A. Das, N. Okada, S. Okada, and D. Raut, “Probing the seesaw mechanism at the 250 GeV ILC,” *Phys. Lett. B* **797** (2019) 134849, [arXiv:1812.11931 \[hep-ph\]](#).
- [132] A. Das, P. S. B. Dev, and N. Okada, “Long-lived TeV-scale right-handed neutrino production at the LHC in gauged  $U(1)_X$  model,” *Phys. Lett. B* **799** (2019) 135052, [arXiv:1906.04132 \[hep-ph\]](#).
- [133] C.-W. Chiang, G. Cottin, A. Das, and S. Mandal, “Displaced heavy neutrinos from  $Z'$  decays at the LHC,” *JHEP* **12** (2019) 070, [arXiv:1908.09838 \[hep-ph\]](#).
- [134] **ATLAS Collaboration** Collaboration, “Technical Design Report for the Phase-II Upgrade of the ATLAS LAr Calorimeter,” Tech. Rep. CERN-LHCC-2017-018. ATLAS-TDR-027, CERN, Geneva, Sep, 2017. <https://cds.cern.ch/record/2285582>.
- [135] **ATLAS Collaboration**, ATLAS, “Search for New Phenomena in Dijet Events using 139 fb $^{-1}$  of  $pp$  collisions at  $\sqrt{s} = 13$  TeV collected with the ATLAS Detector,”.
- [136] **CMS Collaboration**, A. M. Sirunyan *et al.*, “Search for narrow and broad dijet resonances in proton-proton collisions at  $\sqrt{s} = 13$  TeV and constraints on dark matter mediators and other new particles,” *JHEP* **08** (2018) 130, [arXiv:1806.00843 \[hep-ex\]](#).
- [137] **ALEPH, DELPHI, L3, OPAL, LEP Electroweak Collaboration**, S. Schael *et al.*, “Electroweak Measurements in Electron-Positron Collisions at W-Boson-Pair Energies at LEP,” *Phys. Rept.* **532** (2013) 119–244, [arXiv:1302.3415 \[hep-ex\]](#).
- [138] N. Okada and S. Okada, “ $Z'$ -portal right-handed neutrino dark matter in the minimal  $U(1)_X$  extended Standard Model,” *Phys. Rev. D* **95** no. 3, (2017) 035025, [arXiv:1611.02672 \[hep-ph\]](#).
- [139] E. Eichten, K. D. Lane, and M. E. Peskin, “New Tests for Quark and Lepton Substructure,” *Phys. Rev. Lett.* **50** (1983) 811–814.
- [140] H. Kroha, “Compositeness limits from  $E^+ E^-$  annihilation revisited,” *Phys. Rev. D* **46** (1992) 58–69.
- [141] **LCC Physics Working Group** Collaboration, K. Fujii *et al.*, “Tests of the Standard Model at the International Linear Collider,” [arXiv:1908.11299 \[hep-ex\]](#).

- [142] B. Schrempp, F. Schrempp, N. Wermes, and D. Zeppenfeld, “Bounds on New Contact Interactions From Future  $e^+e^-$  Colliders,” *Nucl. Phys. B* **296** (1988) 1–25.
- [143] D. Kennedy, B. Lynn, C. Im, and R. Stuart, “Electroweak Cross-Sections and Asymmetries at the Z0,” *Nucl. Phys. B* **321** (1989) 83–107.
- [144] **ALEPH, CDF, D0, DELPHI, L3, OPAL, SLD, LEP Electroweak Working Group, Tevatron Electroweak Working Group, SLD Electroweak, Heavy Flavour Groups** Collaboration, “Precision Electroweak Measurements and Constraints on the Standard Model,” [arXiv:1012.2367 \[hep-ex\]](#).
- [145] G. Moortgat-Pick *et al.*, “The Role of polarized positrons and electrons in revealing fundamental interactions at the linear collider,” *Phys. Rept.* **460** (2008) 131–243, [arXiv:hep-ph/0507011](#).
- [146] M. Baak *et al.*, “Working Group Report: Precision Study of Electroweak Interactions,” in *Community Summer Study 2013: Snowmass on the Mississippi*. 10, 2013. [arXiv:1310.6708 \[hep-ph\]](#).
- [147] **ALEPH, DELPHI, L3, OPAL, SLD, LEP Electroweak Working Group, SLD Electroweak Group, SLD Heavy Flavour Group** Collaboration, S. Schael *et al.*, “Precision electroweak measurements on the Z resonance,” *Phys. Rept.* **427** (2006) 257–454, [arXiv:hep-ex/0509008](#).
- [148] A. Blondel, B. Lynn, F. Renard, and C. Verzegnassi, “Precision Measurements of Final State Weak Coupling From Polarized Electron - Positron Annihilation,” *Nucl. Phys. B* **304** (1988) 438–450.
- [149] **SLD** Collaboration, K. Abe *et al.*, “Measurement of A(b) and A(c) from the left-right forward - backward asymmetry of leptons in hadronic events at the Z0 resonance,” *Phys. Rev. Lett.* **74** (1995) 2895–2899.
- [150] **SLD** Collaboration, K. Abe *et al.*, “Measurement of A(b) from the left-right forward - backward asymmetry of b quark production in Z0 decays using a momentum weighted track charge technique,” *Phys. Rev. Lett.* **74** (1995) 2890–2894.
- [151] **SLD** Collaboration, K. Abe *et al.*, “Measurement of the left-right forward - backward asymmetry for charm quarks with D\*+ and D+ mesons,” *Phys. Rev. Lett.* **75** (1995) 3609–3613.

- [152] **FCC Collaboration**, A. Abada *et al.*, “FCC-ee: The Lepton Collider: Future Circular Collider Conceptual Design Report Volume 2,” *Eur. Phys. J. ST* **228** no. 2, (2019) 261–623.
- [153] **CLICdp, CLIC Collaboration**, T. Charles *et al.*, “The Compact Linear Collider (CLIC) - 2018 Summary Report,” [arXiv:1812.06018 \[physics.acc-ph\]](#).
- [154] **CEPC Study Group Collaboration**, “CEPC Conceptual Design Report: Volume 1 - Accelerator,” [arXiv:1809.00285 \[physics.acc-ph\]](#).
- [155] **CEPC Study Group Collaboration**, M. Dong *et al.*, “CEPC Conceptual Design Report: Volume 2 - Physics & Detector,” [arXiv:1811.10545 \[hep-ex\]](#).
- [156] T. Barklow, J. Brau, K. Fujii, J. Gao, J. List, N. Walker, and K. Yokoya, “ILC Operating Scenarios,” [arXiv:1506.07830 \[hep-ex\]](#).
- [157] P. Bambade *et al.*, “The International Linear Collider: A Global Project,” [arXiv:1903.01629 \[hep-ex\]](#).
- [158] D. Asner *et al.*, “ILC Higgs White Paper,” in *Community Summer Study 2013: Snowmass on the Mississippi*. 10, 2013. [arXiv:1310.0763 \[hep-ph\]](#).
- [159] M. Ahmad *et al.*, “CEPC-SPPC Preliminary Conceptual Design Report. 1. Physics and Detector,”.
- [160] “CEPC-SPPC Preliminary Conceptual Design Report. 2. Accelerator,”.
- [161] **TLEP Design Study Working Group Collaboration**, M. Bicer *et al.*, “First Look at the Physics Case of TLEP,” *JHEP* **01** (2014) 164, [arXiv:1308.6176 \[hep-ex\]](#).
- [162] “The International Linear Collider Technical Design Report - Volume 2: Physics,” [arXiv:1306.6352 \[hep-ph\]](#).
- [163] **ILC Parameters Joint Working Group Collaboration**, J. E. Brau, T. Barklow, J. Brau, K. Fujii, J. Gao, J. List, N. Walker, and K. Yokoya, “500 GeV ILC Operating Scenarios,” in *Meeting of the APS Division of Particles and Fields*. 10, 2015. [arXiv:1510.05739 \[hep-ex\]](#).
- [164] “Physics and Detectors at CLIC: CLIC Conceptual Design Report,” [arXiv:1202.5940 \[physics.ins-det\]](#).
- [165] **CLIC Detector, Physics Study Collaboration**, H. Abramowicz *et al.*, “Physics at the CLIC e+e- Linear Collider – Input to the Snowmass process 2013,” in *Community Summer Study 2013: Snowmass on the Mississippi*. 7, 2013. [arXiv:1307.5288 \[hep-ex\]](#).

- [166] **Particle Data Group** Collaboration, P. Zyla *et al.*, “Review of Particle Physics,” *PTEP* **2020** no. 8, (2020) 083C01.