

# Multiple conditional randomization tests\*

Yao Zhang

Department of Applied Mathematics and Theoretical Physics,  
University of Cambridge

and

Qingyuan Zhao<sup>†</sup>

Statistical Laboratory, University of Cambridge

October 10, 2022

## Abstract

We establish a general sufficient condition for constructing multiple “nearly independent” conditional randomization tests, in the sense that the joint distribution of their p-values is almost uniform under the global null. This property implies that the tests are jointly valid and can be combined using standard methods. Our theory generalizes existing techniques in the literature that use independent treatments, sequential treatments, or post-randomization, to construct multiple randomization tests. In particular, it places no condition on the experimental design, allowing for arbitrary treatment variables, assignment mechanisms and unit interference. The flexibility of this framework is illustrated through developing conditional randomization tests for lagged treatment effects in stepped-wedge randomized controlled trials. A weighted Z-score test is further proposed to maximize the power when the tests are combined. We compare the efficiency and robustness of the commonly used mixed-effect models and the proposed conditional randomization tests using simulated experiments and real trial data.

*Keywords:* Causal Inference; Conditioning; Multiple testing; Permutation tests; Stepped-wedge design;

---

\*We thank Jos Twisk for sharing two clinical trial datasets with us. We thank Stephen Bates, Jing Lei, and Paul Rosenbaum for reading and commenting on a previous version of this manuscript.

<sup>†</sup>Partly supported by EPSRC grant EP/V049968/1.

# 1 Introduction

Randomization tests, as conceived by [Fisher \(1935, Section 21\)](#), have an enduring impact on statistics and its applications. By basing the inference on the physical act of randomization, randomization tests can control type I errors in finite samples without any distributional or modeling assumptions. Early literature on experimental design focused on exploring the asymptotic equivalence (or non-equivalence) of randomization tests and tests based the normal linear model ([Pitman, 1937](#); [Welch, 1937](#); [Kempthorne, 1955](#)). With the advent of computers, randomization test became an attractive alternative to model-based methods that are often sensitive to model misspecification. A review of this literature can be found in [Section 2](#) and another article by the authors under peer-review.

More recently, there is a surge of interest in developing *conditional randomization tests* (CRT) to address challenges in analyzing modern, complex experiments. Some notable advances include conditional randomization tests for meta-analysis ([Zheng and Zelen, 2008](#)), covariate adjustment ([Hennessy et al., 2016](#)), and unit interference ([Athey et al., 2018](#); [Basse et al., 2019](#); [Puelz et al., 2019](#)). These recent developments have opened up many promising applications of conditional randomization tests. In these problems, exploring the role of conditioning is the key to testing some targeted causal hypotheses that do not fully specify the potential outcomes.

Following this line of work, an important but underexplored problem is the construction of multiple CRTs. Generally speaking, complex experiments offer scattered evidence of causation. In model-based inference, this is often tackled by specifying a shared parameter for the treatment effect. In randomization inference, combining the scatter pieces of evidence is not straightforward and requires a careful consideration of the experimental design. A good example of this is the construction of evidence factors for different statistical hypotheses derived from the same causal theory ([Rosenbaum, 2010, 2017](#); [Karmakar and Small, 2020](#)). There, independence is crucial to interpret them as corroborating pieces of evidence. Another example is the crossover trial design in which experimental units receive a sequence of different treatments, so the evidence of causation spreads across time.

Our main theoretical contribution in this article is a general sufficient condition in [Section 3](#) under which the p-values of the CRTs are jointly valid and “nearly independent”, meaning that their joint distribution is nearly uniform under the global null. In such cases, the tests can be combined by standard methods such as Fisher’s combined probability test and can be easily extended to simultaneous testing using the closed testing procedure ([Marcus et al., 1976](#)). Our theory places the condition only on the construction of randomization tests but not on the underlying design. Thus, it is potentially applicable to any design with arbitrary treatment variable, assignment mechanism and unit interference.

The flexibility of our theoretical result is demonstrated by some methodological development for testing lagged treatment effect in stepped-wedge randomized controlled trials. In stepped-wedge trials, patients crossover from control to treatment but the treatment initiating times are randomized along a time grid ([Hussey and Hughes, 2007](#)). This design offers a good opportunity to test lagged effect: “Of particular interest ... might be whether the intervention has a delayed effect” ([Hemming et al., 2018](#)). However, the most

straightforward permutation tests that compare untreated patients and treated patients with the specified time lag are not independent. In Section 4, we develop an algorithm to construct independent CRTs for lagged effect and propose an efficient way to combine the p-values. The robustness and improved power of our method is validated by a set of numerical experiments and real trial data in Section 5.

Finally, Section 6 concludes the article with some discussion on connections with evidence factors and potential avenues for future research.

**Notation.** The set of natural integers is denoted by  $\mathbb{N}$  and the set of real numbers by  $\mathbb{R}$ . We use calligraphic letters for other sets, boldface letters for vectors, upper-case letters for random quantities, and lower-case letters for fixed quantities. We use  $\mathbf{1}_l$  to denote a length  $l$  vector of ones and  $\mathbf{0}_l$  a length  $l$  vector of zeros. The subscript  $l$  is often omitted if the vector's dimension is clear from the context. We use a single integer in a pair of square brackets as a shorthand notation for the indexing set from 1:  $[N] = \{1, \dots, N\}$ . We use set-valued subscript to denote a sub-vector; for example,  $\mathbf{Y}_{\{1,3,5\}} = (Y_1, Y_3, Y_5)$ .

## 2 Review: A single conditional randomization test

This section provides some background on conditional randomization tests; A more thorough review can be found in an accompanying article by the authors. Consider an experiment on  $N$  units. Let  $\mathbf{Z} \in \mathcal{Z}$  denote the realized treatment assignment of all the units. A common setup for causal inference is to assume that  $\mathbf{Z} = (Z_1, \dots, Z_N)$  is an  $N$ -vector and there is *no interference* among the units, but this is not essential for the theory below. Each unit  $i$  has a vector of real-valued *potential outcomes*  $(Y_i(\mathbf{z}) \mid \mathbf{z} \in \mathcal{Z})$  and an *observed outcome*  $Y_i = Y_i(\mathbf{Z})$ . This is often referred to as the *consistency assumption* in the causal inference literature. The well-known *stable unit treatment value assumption* (SUTVA) assumes both no interference and consistency (Rubin, 1980). Denote  $\mathbf{Y}(\mathbf{z}) = (Y_1(\mathbf{z}), \dots, Y_N(\mathbf{z})) \in \mathcal{Y} \subseteq \mathbb{R}^N$  and  $\mathbf{Y} = (Y_1, \dots, Y_N) \in \mathcal{Y}$ . The *potential outcomes schedule* for all units and treatment assignments is denoted by  $\mathbf{W} = (\mathbf{Y}(\mathbf{z}) : \mathbf{z} \in \mathcal{Z}) \in \mathcal{W}$ .

We make the following minimal assumption the *treatment assignment mechanism*.

**Assumption 1** (Randomized experiment).  $\mathbf{Z} \perp\!\!\!\perp \mathbf{W}$  and the density function  $\pi(\cdot)$  of  $\mathbf{Z}$  (with respect to some reference measure on  $\mathcal{Z}$ ) is known and positive everywhere.

Independence between  $\mathbf{Z}$  and  $\mathbf{W}$  is justified by the randomization. We may view  $\mathbf{Z}$  and  $\mathbf{W}$  as defined on two separate probability spaces as  $\mathbf{W}$  represents randomness in nature and consider the product probability space. If  $\mathbf{Z}$  is randomized according to some  $\mathbf{X}$  (possibly some observed attributes of the units), we may assume that  $\mathbf{Z} \perp\!\!\!\perp \mathbf{W} \mid \mathbf{X}$ . To simplify the exposition, we will simply treat  $\mathbf{X}$  as fixed, so  $\mathbf{Z} \perp\!\!\!\perp \mathbf{W}$  is true in the conditional probability space given  $\mathbf{X}$ .

## 2.1 Partially sharp null hypotheses

Treatment effects are defined as differences between potential outcomes, but only one potential outcome  $Y_i = Y_i(\mathbf{Z})$  is observed for every unit  $i$  under the consistency assumption. A causal null hypothesis then defines a number of relationships between the potential outcomes. Each relationship allows us to impute some of the potential outcomes if another potential outcome is observed. We can summarize these relationships using a set-valued mapping.

**Definition 1.** A (partially) sharp null hypothesis  $H$  defines an *imputability mapping*

$$\begin{aligned}\mathcal{H} : \mathcal{Z} \times \mathcal{Z} &\rightarrow 2^{[N]}, \\ (z, z^*) &\mapsto \mathcal{H}(z, z^*),\end{aligned}$$

where  $\mathcal{H}(z, z^*)$  is the largest subset of  $[N]$  such that  $\mathbf{Y}_{\mathcal{H}(z, z^*)}(z^*)$  is imputable from  $\mathbf{Y}(z)$  under  $H$ .

Given the observed assignment  $\mathbf{Z}$  and another assignment  $z^* \in \mathcal{Z}$ ,  $\mathcal{H}(\mathbf{Z}, z^*)$  informs us the subset of units whose outcome  $\mathbf{Y}_{\mathcal{H}(\mathbf{Z}, z^*)}(z^*)$  is imputable from the observed outcome  $\mathbf{Y} = \mathbf{Y}(\mathbf{Z})$ . A randomization test for  $H$  is implemented by comparing the test statistics under the realized  $\mathbf{Z}$  and all other  $z^* \in \mathcal{Z}$ . Thus, the mapping  $\mathcal{H}(\mathbf{Z}, z^*)$  essentially tells us the largest subset of units we can use in a randomization test that considers comparing  $\mathbf{Z}$  with  $z^*$ . Following Definition 1, we call a hypothesis  $H$  *sharp* if  $\mathcal{H}(z, z^*) = [N]$  for any  $z, z^* \in \mathcal{Z}$ . Otherwise, we call  $H$  *partially sharp*. Some examples are provided to illustrate the definitions.

**Example 1** (Simple experiment with two treatment arms). Suppose the treatment for each unit is binary, i.e.,  $Z_i = 0$  (control) or 1 (treated). Consider the constant treatment effect hypothesis  $H : Y_i(1) = Y_i(0) + \tau, \forall i \in [N]$ . With no interference and consistency, we can impute any potential outcome by  $Y_i(z_i^*) = Y_i + (z_i^* - Z_i)\tau$ . Thus,  $\mathcal{H}(z, z^*) = [N]$  for all  $z, z^* \in \mathcal{Z} = \{0, 1\}^N$  and the hypothesis  $H$  is sharp.

**Example 2** (Interference). Consider a randomized experiment in which units may have spillover effect on others in the same cluster (Hudgens and Halloran, 2008). For every unit  $i$ ,  $Z_i$  can take four different values 0, 1, 2 and 3, denoting control, neighbour-treated, itself-treated, neighbour- and itself-treated respectively. Consider a hypothesis  $H : Y_i(1) = Y_i(0) + \tau, \forall i \in [N]$ . If  $Z_i = 2$  or 3, the potential outcomes  $Y_i(0)$  and  $Y_i(1)$  are not imputable from  $Y_i$  under  $H$ . For any  $i$  such that  $z_i \notin \{0, 1\}$  and  $z_i^* \in \{0, 1\}$ , we have  $i \notin \mathcal{H}(z, z^*)$ . Thus,  $\mathcal{H}(z, z^*)$  is a strict subset of  $[N]$  in general, implying that  $H$  is partially sharp. As a comparison, a fully sharp hypothesis is  $H : Y_i(3) = Y_i(2) = Y_i(1) = Y_i(0) + \tau, \forall i \in [N]$ , which assumes that the treatment effect is the same for any treatment statuses of a unit and its neighbour.

**Example 3** (Stepped-wedge trial (Brown and Lilford, 2006) or staggered adoption (Abraham and Sun, 2021; Athey and Imbens, 2022)). Consider a sequential experiment that randomizes each unit's treatment starting time  $Z_i \in [T] \cup \{\infty\}$ ;  $Z_i = \infty$  denotes never-treated. Suppose we only observe an outcome at the end of the experiment,  $Y_{iT}, \forall i \in [N]$ . Consider the

hypothesis  $H : Y_{iT}(1) = Y_{iT}(\infty) + \tau, \forall i \in [N]$ , i.e., treating at time 1 has a constant effect  $\tau$ . This hypothesis is partially sharp because  $Y_i(z_i^*)$  is not imputable from  $Y(z_i)$  if  $z_i \in \{2, 3, \dots, T\}$  and  $z_i^* \in \{1, \infty\}$ . As a comparison, a sharp hypothesis is given by  $H : Y_{iT}(1) = \dots = Y_{iT}(T) = Y_{iT}(\infty) + \tau, \forall i \in [N]$ , which further assumes that the treatment starting time does not alter the treatment effect.

## 2.2 Conditional randomization tests

A common feature of the complex designs above in Examples 2 and 3 is that the units have more than two potential outcomes, but the causal hypotheses do not involve all of them. In this case,  $\mathcal{H}(\mathbf{z}, \mathbf{z}^*)$  depends on  $\mathbf{z}$  and  $\mathbf{z}^*$  in a non-trivial way. Conditioning, as described below, offers a principled way to address nonimputable potential outcomes arising from testing partially sharp hypotheses.

A conditional randomization test involves conditioning on a subset of treatment assignments in a countable partition  $\mathcal{R} = \{\mathcal{S}_m\}_{m=1}^\infty$  of  $\mathcal{Z}$  where  $\mathcal{S}_1, \mathcal{S}_2, \dots$  are (measurable) subsets. We require that  $\int_{\mathcal{S}_m} \pi(\mathbf{z}) d\mathbf{z} > 0$  for all  $m$  to avoid conditioning on zero probability events, although this can be relaxed if suitable conditional density functions can be defined. For each  $m$ , a conditional randomization distribution can be obtained by evaluating a test statistic  $T_m$  under all the assignments  $\mathbf{z}^* \in \mathcal{S}_m$ . If the observed assignment  $\mathbf{z} \in \mathcal{S}_m$ , the conditional randomization test will compare observed test statistic with the corresponding conditional randomization distribution. For any  $\mathbf{z} \in \mathcal{S}_m$ , we write  $\mathcal{S}_{\mathbf{z}} = \mathcal{S}_m$  and  $T_{\mathbf{z}}(\cdot, \cdot) = T_m(\cdot, \cdot)$ . This allows us to define the p-value below by conditioning on  $\mathbf{Z}^* \in \mathcal{S}_{\mathbf{Z}}$ .

**Definition 2.** A *conditional randomization test* (CRT) for a treatment  $\mathbf{Z}$  is defined by a countable *partition*  $\mathcal{R} = \{\mathcal{S}_m\}_{m=1}^\infty$  of  $\mathcal{Z}$  such that  $\mathcal{S}_m, m = 1, 2, \dots$ , of  $\mathcal{Z}$  (disjoint subsets such that  $\bigcup_{m=1}^\infty \mathcal{S}_m = \mathcal{Z}$ ) and a collection of *test statistics*  $(T_m(\cdot, \cdot))_{m=1}^\infty$ , where  $T_m : \mathcal{Z} \times \mathcal{W} \rightarrow \mathbb{R}$  is a (measurable) function. The *p-value* of the CRT is given by

$$P(\mathbf{Z}, \mathbf{W}) = \mathbb{P}^*\{T_{\mathbf{Z}}(\mathbf{Z}^*, \mathbf{W}) \leq T_{\mathbf{Z}}(\mathbf{Z}, \mathbf{W}) \mid \mathbf{Z}^* \in \mathcal{S}_{\mathbf{Z}}, \mathbf{W}\}, \quad (1)$$

where  $\mathbf{Z}^*$  is an independent copy of  $\mathbf{Z}$  conditional on  $\mathbf{W}$ .

In this definition, we use the notation  $\mathbb{P}^*$  to emphasize that the probability is taken over the randomness of  $\mathbf{Z}^*$ . When  $\mathcal{S}_{\mathbf{z}} = \mathcal{Z}$  for all  $\mathbf{z} \in \mathcal{Z}$  so the partition is trivial, the CRT reduces to an unconditional randomization test.

To construct a computable and valid CRT, we generally need to restrict the dependence of  $T_{\mathbf{Z}}(\mathbf{Z}^*, \mathbf{W})$  on  $\mathbf{W}$ . For instance, to test the partially sharp null hypothesis in Example 3, we can compute the test statistics only with the units that are treated at time 1 or never treated. To improve the power of a CRT, the partition  $\mathcal{R}$  need to be carefully designed.

Denote the  $\sigma$ -algebra generated by the conditioning events in the p-value (1) by

$$\mathcal{G} = \sigma(\{\mathbf{Z} \in \mathcal{S}_m\}_{m=1}^\infty)$$

Because  $\{\mathcal{S}_m\}_{m=1}^\infty$  is a partition of  $\mathcal{Z}$ ,  $\mathcal{G}$  consists of all countable unions of  $\{\mathcal{S}_m\}_{m=1}^\infty$ . This allows us to formalize the validity of a CRT as follows (a proof can be found in the review article by the authors).

**Theorem 1.** *Consider a CRT defined as above. The p-value  $P(\mathbf{Z}, \mathbf{W})$  is nearly uniformly distributed in the following sense:*

$$\mathbb{P}(P(\mathbf{Z}, \mathbf{W}) \leq \alpha \mid \mathcal{G}, \mathbf{W}) \leq \alpha, \quad \forall \alpha \in [0, 1]. \quad (2)$$

*In consequence, given Assumption 1 and a partially sharp null hypothesis  $H$ , if  $P(\mathbf{Z}, \mathbf{W})$  is computable, then*

$$\mathbb{P}\{P(\mathbf{Z}, \mathbf{Y}) \leq \alpha\} \leq \alpha, \quad \forall \alpha \in [0, 1]. \quad (3)$$

The conditional probability on the left-hand side of (2) is a well defined random variable (by the Radon-Nikodym theorem as  $P(\mathbf{Z}, \mathbf{W})$  is measurable). Because  $\mathcal{G}$  is generated by a countable partition, the left-hand side can be written as

$$\mathbb{P}(P(\mathbf{Z}, \mathbf{W}) \leq \alpha \mid \mathcal{G}, \mathbf{W}) = \sum_{m=1}^{\infty} 1_{\{\mathbf{Z} \in \mathcal{S}_m\}} \mathbb{P}(P(\mathbf{Z}, \mathbf{W}) \leq \alpha \mid \mathbf{Z} \in \mathcal{S}_m, \mathbf{W}).$$

Then (2) is equivalent to

$$\mathbb{P}\{P(\mathbf{Z}, \mathbf{W}) \leq \alpha \mid \mathbf{Z} \in \mathcal{S}_z, \mathbf{W}\} \leq \alpha, \quad \forall \alpha \in [0, 1], z \in \mathcal{Z}. \quad (4)$$

In (3), we denote the p-value  $P(\mathbf{Z}, \mathbf{W})$  by  $P(\mathbf{Z}, \mathbf{Y})$  with an abuse of notation since it can be computed from the observed outcomes  $\mathbf{Y}$ .

A level- $\alpha$  CRT rejects the null hypothesis if  $P(\mathbf{Z}, \mathbf{Y}) \leq \alpha$ . By further randomizing the rejection when  $P(\mathbf{Z}, \mathbf{Y})$  is close to  $\alpha$ , (3) holds with equality for any  $\alpha \in [0, 1]$ ; see [Lehmann and Romano \(2006, Equation 5.51\)](#). This is why we can refer to the distribution of this test as “nearly” uniform (and tests in the next section “nearly” independent).

### 3 Multiple conditional randomization tests

We next establish a sufficient condition under which multiple CRTs are jointly valid and nearly independent. Consider  $K$  conditional randomization tests for  $K$  (possibly different) hypotheses  $H^{(k)}$  that are defined by partitions  $\mathcal{R}^{(k)} = \left\{ \mathcal{S}_m^{(k)} \right\}_{m=1}^{\infty}$  and test statistics  $(T_m^{(k)}(\cdot, \cdot))_{m=1}^{\infty}$ ,  $k = 1, \dots, K$ . We denote the corresponding p-values in (1) as  $P^{(1)}(\mathbf{Z}, \mathbf{W}), \dots, P^{(K)}(\mathbf{Z}, \mathbf{W})$ .

#### 3.1 Main theorem

We introduce our main technical result below; unfortunately, the set of sufficient conditions is not particularly easy to parse. Section 3.2 provides two important special cases of this Theorem with more intuitive conditions that may be more applicable in practice.

Some additional notations are needed before stating the main theorem. For any subset of tests  $\mathcal{J} \subseteq [K]$ , we define the *union*, *refinement* and *coarsening* of the conditioning sets as

$$\mathcal{R}^{\mathcal{J}} = \bigcup_{k \in \mathcal{J}} \mathcal{R}^{(k)}, \quad \underline{\mathcal{R}}^{\mathcal{J}} = \left\{ \bigcap_{j \in \mathcal{J}} \mathcal{S}_z^{(j)} : z \in \mathcal{Z} \right\}, \quad \text{and} \quad \overline{\mathcal{R}}^{\mathcal{J}} = \left\{ \bigcup_{j \in \mathcal{J}} \mathcal{S}_z^{(j)} : z \in \mathcal{Z} \right\}.$$

As before, let  $\mathcal{G}^{(k)} = \sigma(\{\mathbf{Z} \in \mathcal{S} : \mathcal{S} \in \mathcal{R}^{(k)}\})$  denote the  $\sigma$ -algebra generated by the conditioning events for test  $k$ . Let  $\mathcal{G}^{\mathcal{J}}$  be the  $\sigma$ -algebra generated by the sets in  $\mathcal{R}^{\mathcal{J}}$ , so  $\mathcal{G}^{\mathcal{J}} = \sigma(\{\mathbf{Z} \in \mathcal{S} : \mathcal{S} \in \mathcal{R}^{\mathcal{J}}\})$ . Similarly, the refinement and coarsening  $\sigma$ -algebras are defined as  $\underline{\mathcal{G}}^{\mathcal{J}} = \sigma(\{\mathbf{Z} \in \mathcal{S} : \mathcal{S} \in \underline{\mathcal{R}}^{\mathcal{J}}\})$  and  $\overline{\mathcal{G}}^{\mathcal{J}} = \sigma(\{\mathbf{Z} \in \mathcal{S} : \mathcal{S} \in \overline{\mathcal{R}}^{\mathcal{J}}\})$ .

**Theorem 2.** *Suppose the following two conditions*

$$\underline{\mathcal{R}}^{\{j,k\}} \subseteq \mathcal{R}^{\{j,k\}}, \quad (5)$$

$$\left( T_{\mathbf{Z}}^{(j)}(\mathbf{Z}, \mathbf{W}) \right)_{j \in \mathcal{J}} \text{ are independent given } \underline{\mathcal{G}}^{\mathcal{J}}, \mathbf{W} \text{ for all } \mathcal{J} \subseteq [K]. \quad (6)$$

*are satisfied for all  $j, k \in [K]$ ,  $j \neq k$ . Then we have*

$$\mathbb{P} \left\{ P^{(1)}(\mathbf{Z}, \mathbf{W}) \leq \alpha^{(1)}, \dots, P^{(K)}(\mathbf{Z}, \mathbf{W}) \leq \alpha^{(K)} \mid \overline{\mathcal{G}}^{[K]}, \mathbf{W} \right\} \leq \prod_{k=1}^K \alpha^{(k)}, \quad (7)$$

$$\forall \alpha^{(1)}, \dots, \alpha^{(K)} \in [0, 1].$$

*In consequence, given Assumption 1 and that the null hypotheses  $H^{(1)}, \dots, H^{(K)}$  are true, if the CRTs are computable, then*

$$\mathbb{P} \left\{ P^{(1)}(\mathbf{Z}, \mathbf{Y}) \leq \alpha^{(1)}, \dots, P^{(K)}(\mathbf{Z}, \mathbf{Y}) \leq \alpha^{(K)} \right\} \leq \prod_{k=1}^K \alpha^{(k)}, \quad \forall \alpha^{(1)}, \dots, \alpha^{(K)} \in [0, 1]. \quad (8)$$

Theorem 2 provides a sufficient condition for jointly valid CRTs: the partitions  $\mathcal{R}^{(k)}$ ,  $k \in [K]$  are nested as in (5), and the test statistics are conditional independent as in (6). We illustrate these conditions by considering  $K = 2$ . In this case, condition (5) amounts to assuming a nested structure between the two partitions:  $\mathcal{S}_z^{(1)} \subseteq \mathcal{S}_z^{(2)}$  or  $\mathcal{S}_z^{(1)} \supseteq \mathcal{S}_z^{(2)}$  for all  $z \in \mathcal{Z}$ . In other words,  $\mathcal{S}_z^{(1)} \cap \mathcal{S}_z^{(2)} = \mathcal{S}_z^{(1)}$  or  $\mathcal{S}_z^{(2)}$  for all  $z \in \mathcal{Z}$ . This allows  $\mathcal{S}_z^{(1)} \subseteq \mathcal{S}_z^{(2)}$  for some  $z$  but  $\mathcal{S}_{z^*}^{(1)} \supseteq \mathcal{S}_{z^*}^{(2)}$  for another  $z^* \neq z$ . Furthermore, when  $K = 2$ , condition (6) is equivalent to assuming

$$T_z^{(1)}(\mathbf{Z}, \mathbf{W}) \perp T_z^{(2)}(\mathbf{Z}, \mathbf{W}) \mid \mathbf{Z} \in \mathcal{S}_z^{(1)} \cap \mathcal{S}_z^{(2)}, \mathbf{W}, \quad \forall z \in \mathcal{Z}. \quad (9)$$

Finally, the main conclusion (7) is equivalent to

$$\mathbb{P} \left\{ P^{(1)}(\mathbf{Z}, \mathbf{W}) \leq \alpha^{(1)}, P^{(2)}(\mathbf{Z}, \mathbf{W}) \leq \alpha^{(2)} \mid \mathbf{Z} \in \mathcal{S}_z^{(1)} \cup \mathcal{S}_z^{(2)}, \mathbf{W} \right\} \leq \alpha^{(1)} \alpha^{(2)}$$

for all  $z \in \mathcal{Z}$  and  $\alpha^{(1)}, \alpha^{(2)} \in [0, 1]$ .



## 3.2 Special cases

To better understand this general result, we first provide some special cases and simple extensions. In particular, see Section 3.2.2 for a simple proof of the  $K = 2$  case under stronger conditions. To simplify the exposition, we assume that the test statistics satisfy  $T_m^{(k)}(\cdot, \cdot) = T^{(k)}(\cdot, \cdot)$  for all  $k$  and  $m$ .

### 3.2.1 Independent treatment variables

We begin by noting that equation (5) is immediately satisfied if all the randomization tests are unconditional (i.e.,  $\mathcal{S}_z^{(k)} = \mathcal{Z}$  for all  $z$  and  $k$ ). Furthermore, the conditional independence (6) may be satisfied if the problem structure allows the treatment  $\mathbf{Z}$  to be decomposed into independent components. This strategy is summarized in the proposition below.

**Proposition 1.** *The conditions (5) and (6) are satisfied for all  $j, k \in [K], j \neq k$  if*

- (i)  $\mathcal{S}_z^{(k)} = \mathcal{Z}$  for all  $k$  and  $z$ ; and
- (ii)  $T^{(k)}(\mathbf{Z}, \mathbf{W})$  only depends on  $\mathbf{Z}$  through  $\mathbf{Z}^{(k)} = h^{(k)}(\mathbf{Z})$  for all  $k$  and  $\mathbf{Z}^{(j)} \perp\!\!\!\perp \mathbf{Z}^{(k)}$  for all  $j \neq k$ .

This result can be easily extended to the case if the same partition is used for all the conditional randomization tests, i.e.,  $\mathcal{R}^{(1)} = \dots = \mathcal{R}^{(K)}$ .

One way to meet condition (ii) in Proposition 1 is through post-treatment randomization [Bates et al. \(2020\)](#). They consider the natural “experiment” of Mendelian inheritance, in which an unobserved variable  $U$  satisfies

$$\mathbf{Z}^{(1)} \perp\!\!\!\perp \dots \perp\!\!\!\perp \mathbf{Z}^{(K)} \mid U.$$

We can not directly apply Proposition 1 because  $U$  is unobserved. However, the joint distribution of  $(U, \mathbf{Z})$  is given (or well approximated) by our knowledge of Mendelian inheritance. The key idea in [Bates et al. \(2020\)](#) is to construct a post-treatment random variable  $G = g(\mathbf{Z}, V)$  ( $V$  is randomized by the analyst), where the function  $g(\cdot, \cdot)$  and the distribution of  $V$  are chosen such that  $G$  has the same conditional distribution as  $U$  given  $\mathbf{Z}$ . Then we immediately have

$$\mathbf{Z}^{(1)} \perp\!\!\!\perp \dots \perp\!\!\!\perp \mathbf{Z}^{(K)} \mid G. \tag{10}$$

Thus, we can apply Proposition 1 by treating  $G$  as fixed.

The nontrivial idea here is that when conditional independence between treatment variables requires some unobserved variable  $U$ , we can instead generate another variable  $G$  that follow the same distribution of  $U$  given  $\mathbf{Z}$  and treat it as given. This proposal might seem astonishing at first, but notice that the power of the test depends crucially on  $G$  and on how well it resembles  $U$ . If  $G$  is similar to  $U$ , the randomized CRTs may have very little power.



### 3.2.2 Sequential CRTs

Our next example is a sequence of CRTs, where each CRT conditions on the randomness utilized by the preceding CRTs. Mathematically, we assume that the CRTs are constructed in a nested way such that  $\mathcal{G}^{(1)} \subseteq \dots \subseteq \mathcal{G}^{(K)}$ . By definition, this is equivalent to using a nested sequence of partitions so that  $\mathcal{S}_z^{(1)} \supseteq \dots \supseteq \mathcal{S}_z^{(K)}$  for all  $z$ . Under this construction, it is easy to see that the refinement of two partitions is given by  $\mathcal{R}^{\{j,k\}} = \mathcal{R}^{(\max(j,k))}$  and (5) is immediately satisfied. Moreover, (6) is automatically satisfied if  $T^{(j)}(z, \mathbf{W})$  does not depend on  $z$  when  $z \in \mathcal{S}_m^{(k)}$  for any  $m$  and  $k > j$ . In other words,  $T^{(j)}(\mathbf{Z}, \mathbf{W})$  is  $\mathcal{G}^{(k)}$ -measurable given  $\mathbf{W}$  for  $j < k$ . Given this, the condition independence

$$T^{(k)}(\mathbf{Z}, \mathbf{W}) \perp\!\!\!\perp (T^{(j)}(\mathbf{Z}, \mathbf{W}))_{j < k} \mid \mathbf{Z} \in \mathcal{S}_m^{(k)}, \mathbf{W},$$

is immediately satisfied because  $T^{(j)}(\mathbf{Z}, \mathbf{W})$  is just a constant given  $\mathbf{Z} \in \mathcal{S}_m^{(k)}$  when  $j < k$ .

To summarize, we have the following result.

**Proposition 2.** *The conditions (5) and (6) are satisfied for all  $j, k \in [K], j \neq k$  if*

- (i)  $\mathcal{S}_z^{(1)} \supseteq \dots \supseteq \mathcal{S}_z^{(K)}$  for all  $z \in \mathcal{Z}$ ; and
- (ii)  $T^{(j)}(z, \mathbf{W})$  does not depend on  $z$  when  $z \in \mathcal{S}_m^{(k)}$  for all  $m$  and  $k > j$ .

Under the stronger conditions in Proposition 2, the proof of Theorem 2 can be greatly simplified. To illustrate this, consider the  $K = 2$  case. Let  $\psi^{(k)}(\mathbf{Z}, \mathbf{W}) = 1_{\{P^{(k)}(\mathbf{Z}, \mathbf{W}) \leq \alpha^{(k)}\}}$  for  $k = 1, 2$  denote the test functions. By Proposition 2(i),  $\mathcal{G}^{(1)} \subseteq \mathcal{G}^{(2)}$ . By Proposition 2(ii) and the definition of the p-value (1),  $P^{(1)}(\mathbf{Z}, \mathbf{w})$  and thus  $\psi^{(1)}(\mathbf{Z}, \mathbf{w})$  are  $\mathcal{G}^{(2)}$ -measurable for any fixed  $\mathbf{w}$ . Then by the law of iterated expectation, for any  $\mathbf{w} \in \mathcal{W}$ ,

$$\begin{aligned} & \mathbb{P} \{P^{(1)}(\mathbf{Z}, \mathbf{w}) \leq \alpha^{(1)}, P^{(2)}(\mathbf{Z}, \mathbf{w}) \leq \alpha^{(2)} \mid \mathcal{G}^{(1)}\} \\ &= \mathbb{E} \{ \psi^{(1)}(\mathbf{Z}, \mathbf{w}) \psi^{(2)}(\mathbf{Z}, \mathbf{w}) \mid \mathcal{G}^{(1)} \} \\ &= \mathbb{E} \{ \mathbb{E} [\psi^{(1)}(\mathbf{Z}, \mathbf{w}) \psi^{(2)}(\mathbf{Z}, \mathbf{w}) \mid \mathcal{G}^{(2)}] \mid \mathcal{G}^{(1)} \} \\ &= \mathbb{E} \{ \psi^{(1)}(\mathbf{Z}, \mathbf{w}) \mathbb{E} [\psi^{(2)}(\mathbf{Z}, \mathbf{w}) \mid \mathcal{G}^{(2)}] \mid \mathcal{G}^{(1)} \} \\ &\leq \alpha^{(2)} \mathbb{E} \{ \psi^{(1)}(\mathbf{Z}, \mathbf{w}) \mid \mathcal{G}^{(1)} \} \\ &\leq \alpha^{(1)} \alpha^{(2)}. \end{aligned}$$

Proposition 2 generalizes the knit product structure described by Rosenbaum (2017), which essentially requires that permutation tests are constructed in a sequential manner. Theorem 2 further extends this argument by considering the conditioning structure in (5).

## 3.3 Proof outline

We now outline a proof of Theorem 2. We start with the following observation. (All proofs can be found in the Appendix.)

**Lemma 1.** Suppose (5) is satisfied. Then for any  $\mathcal{J} \subseteq [K]$  and  $\mathcal{S}, \mathcal{S}' \in \mathcal{R}^{\mathcal{J}}$ , the sets  $\mathcal{S}$  and  $\mathcal{S}'$  are either disjoint or nested, that is,

$$\mathcal{S} \cap \mathcal{S}' \in \{\emptyset, \mathcal{S}, \mathcal{S}'\}.$$

Furthermore, we have  $\underline{\mathcal{R}}^{[K]} \subseteq \mathcal{R}^{[K]}$  and  $\overline{\mathcal{R}}^{[K]} \subseteq \mathcal{R}^{[K]}$ .

The sets in  $\mathcal{R}^{[K]}$  can be partially ordered by set inclusion. This induces a graphical structure on  $\mathcal{R}^{[K]}$ :

**Definition 3.** The *Hasse diagram* for  $\mathcal{R}^{[K]} = \{\mathcal{S}_z^{(k)} : z \in \mathcal{Z}, k \in [K]\}$  is a graph where each node in the graph is a set in  $\mathcal{R}^{[K]}$  and a directed edge  $\mathcal{S} \rightarrow \mathcal{S}'$  exists between two distinct nodes  $\mathcal{S}, \mathcal{S}' \in \mathcal{R}^{[K]}$  if  $\mathcal{S} \supset \mathcal{S}'$  and there is no  $\mathcal{S}'' \in \mathcal{R}^{[K]}$  such that  $\mathcal{S} \supset \mathcal{S}'' \supset \mathcal{S}'$ .

It is straightforward to show that all edges in the Hasse diagram for  $\mathcal{R}^{[K]}$  are directed and this graph has no cycles. Thus, the Hasse diagram is a directed acyclic graph. For any node  $\mathcal{S} \in \mathcal{R}^{[K]}$  in this graph, we can further define its parent set as  $\text{pa}(\mathcal{S}) = \{\mathcal{S}' \in \mathcal{R}^{[K]} : \mathcal{S}' \rightarrow \mathcal{S}\}$ , child set as  $\text{ch}(\mathcal{S}) = \{\mathcal{S}' \in \mathcal{R}^{[K]} : \mathcal{S} \rightarrow \mathcal{S}'\}$ , ancestor set as  $\text{an}(\mathcal{S}) = \{\mathcal{S}' \in \mathcal{R}^{[K]} : \mathcal{S}' \supset \mathcal{S}\}$ , and descendant set as  $\text{de}(\mathcal{S}) = \{\mathcal{S}' \in \mathcal{R}^{[K]} : \mathcal{S} \supset \mathcal{S}'\}$ .

Notice that one conditioning set  $\mathcal{S} \in \mathcal{R}^{[K]}$  can be used in multiple CRTs. To fully characterize this structure, we introduce an additional notation.

**Definition 4.** For any  $\mathcal{S} \in \mathcal{R}^{[K]}$ , let  $\mathcal{K}(\mathcal{S}) = \{k \in [K] : \mathcal{S} \in \mathcal{R}^{(k)}\}$  be the collection of indices such that  $\mathcal{S}$  is a conditioning set in the corresponding test. Furthermore, for any collection of conditioning sets  $\mathcal{R} \subseteq \mathcal{R}^{[K]}$ , denote  $\mathcal{K}(\mathcal{R}) = \cup_{\mathcal{S} \in \mathcal{R}} \mathcal{K}(\mathcal{S})$ .

**Lemma 2.** Suppose (5) is satisfied. Then for any  $\mathcal{S} \in \mathcal{R}^{[K]}$ , we have

- (i) If  $\text{ch}(\mathcal{S}) \neq \emptyset$ , then  $\text{ch}(\mathcal{S})$  is a partition of  $\mathcal{S}$ ;
- (ii)  $\{\mathcal{K}(\text{an}(\mathcal{S})), \mathcal{K}(\mathcal{S}), \mathcal{K}(\text{de}(\mathcal{S}))\}$  forms a partition of  $[K]$ .
- (iii) For any  $\mathcal{S}' \in \text{ch}(\mathcal{S})$ ,  $\mathcal{K}(\text{an}(\mathcal{S}')) = \mathcal{K}(\text{an}(\mathcal{S}) \cup \{\mathcal{S}\})$  and  $\mathcal{K}(\{\mathcal{S}'\} \cup \text{de}(\mathcal{S}')) = \mathcal{K}(\text{de}(\mathcal{S}))$ .

Using Lemma 2, we can prove the following key lemma that establishes the conditional independence between the p-values.

**Lemma 3.** Suppose (5) and (6) are satisfied. Then for any  $\mathcal{S} \in \mathcal{R}^{[K]}$  and  $j \in \mathcal{K}(\mathcal{S})$ , we have

$$P^{(j)}(\mathbf{Z}, \mathbf{W}) \perp\!\!\!\perp (P^{(k)}(\mathbf{Z}, \mathbf{W}))_{k \in \mathcal{K}(\text{an}(\mathcal{S}) \cup \{\mathcal{S}\}) \setminus \{j\}} \mid \mathbf{Z} \in \mathcal{S}, \mathbf{W}.$$

Finally, we state a general result based on the above Hasse diagram, from which Theorem 2 almost immediately follows.

**Lemma 4.** Given conditions (5) and (6), we have, for any  $\mathcal{S} \in \mathcal{R}^{[K]}$ ,

$$\begin{aligned} & \mathbb{P} \{P^{(1)}(\mathbf{Z}, \mathbf{W}) \leq \alpha^{(k)}, \dots, P^{(K)}(\mathbf{Z}, \mathbf{W}) \leq \alpha^{(K)} \mid \mathbf{Z} \in \mathcal{S}, \mathbf{W}\} \\ & \leq \mathbb{P} \{P^{(k)}(\mathbf{Z}, \mathbf{W}) \leq \alpha^{(k)} \text{ for } k \in \mathcal{K}(\text{an}(\mathcal{S})) \mid \mathbf{Z} \in \mathcal{S}, \mathbf{W}\} \prod_{j \in \mathcal{K}(\{\mathcal{S}\} \cup \text{de}(\mathcal{S}))} \alpha_j. \end{aligned} \quad (11)$$

## 4 Testing lagged treatment effect in stepped-wedge randomized trials

We next demonstrate the versatility of our theory using the stepped-wedge randomized controlled trials, a widely used experimental design in medical and policy research. Mixed-effects models are commonly used to analyze stepped-wedge randomized trials (Hussey and Hughes, 2007; Hemming et al., 2018; Li et al., 2021). However, it is well recognized that the statistical inference tends to be biased (such as inflated type I error and poor confidence coverage) when the model is misspecified (Thompson et al., 2017; Ji et al., 2017). In light of this, unconditional randomization tests have been proposed to test the null hypothesis of no treatment effect whatsoever by several authors (Ji et al., 2017; Wang and De Gruttola, 2017; Thompson et al., 2018; Hughes et al., 2020). However, this approach cannot be used to test fine-grained hypotheses such as those involving lagged treatment effect. Following our theory, we develop a method (Algorithm 1) to construct nearly independent CRTs for lagged treatment effects in Section 4.2. We also consider methods to combine the tests in Section 4.3.

### 4.1 Hypotheses for lagged treatment effect

The stepped-wedge randomized controlled trial is a monotonic cross-over design in which all units start out in the control and then cross over to the treatment at staggered times (Gambia Hepatitis Study Group et al., 1987; Hussey and Hughes, 2007). Figure 1 shows the treatment schedule for a typical stepped-wedge trial; the name “stepped-wedge” refers to the wedge shape given by the treated groups over subsequent crossover points. This design is also known as *staggered adoption* in econometrics (Abraham and Sun, 2021; Athey and Imbens, 2022). Many stepped-wedge trials are cluster-randomized, i.e., the units in the same cluster always have the same treatment status. For simplicity, here we assume that the cross-over times are randomized at the unit level. The same method below applies to cluster-randomized trials design by considering aggregated cluster-level outcomes (Middleton and Aronow, 2015; Thompson et al., 2018).

Consider a stepped-wedge trial on  $N$  units over some evenly spaced time grid  $[T] = \{1, \dots, T\}$ . Let  $N_1, \dots, N_T$  be positive integers that satisfy  $\sum_{t=1}^T N_t = N$ . The cross-overs can be represented by a binary matrix  $\mathbf{Z} \in \{0, 1\}^{N \times T}$ , where  $Z_{it} = 1$  indicates that unit  $i$  crosses over from control to treatment at time  $t$ . We assume that the treatment assignment mechanism is given by the uniform distribution over

$$\mathcal{Z} = \{\mathbf{z} \in \{0, 1\}^{N \times T} : \mathbf{z}\mathbf{1} = \mathbf{1}, \mathbf{1}^\top \mathbf{z} = (N_1, \dots, N_T)\}. \quad (12)$$

The set  $\mathcal{Z}$  contains all binary matrices with exactly one element of 1 in each row and  $N_t$  elements of 1 in the  $t$ -th column, so  $|\mathcal{Z}| = N!/(N_1! \cdots N_T!)$ .

To construct multiple CRTs, a key observation is that this stepped-wedge trial can be viewed as a sequentially randomized experiment. Let  $\mathbf{Z}_t$  be the  $t$ -th column of  $\mathbf{Z}$ . It is not difficult to show that the uniform distribution over  $\mathbf{Z}$  over  $\mathcal{Z}$  is equivalent to randomly

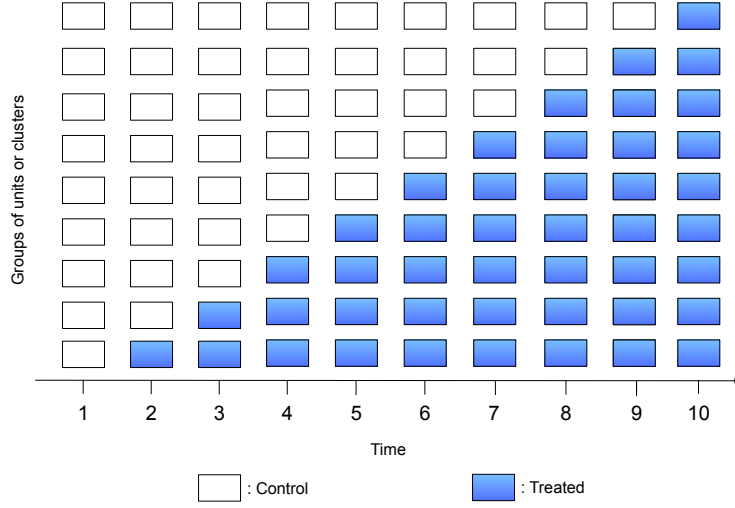


Figure 1: Stepped-wedge randomized trials. A group of 9 units or clusters switch from control to treatment at each time point and then remain exposed to the treatment. This figure shows the treatment status of the units right before the treatment assignment at each time point.

assigning treatment to  $N_t$  control units at time  $t = 1, \dots, T$ . Denote  $\mathbf{z}_{[t]} = (\mathbf{z}_1, \dots, \mathbf{z}_t) \in \{0, 1\}^{N \times t}$  and  $N_{[t]} = \sum_{s=1}^t N_s$ . More precisely, we may decompose the uniform distribution  $\pi(\mathbf{z})$  over  $\mathbf{z} \in \mathcal{Z}$  as

$$\frac{N_1! \cdots N_T!}{N!} = \pi(\mathbf{z}) = \pi_1(\mathbf{z}_1) \pi_2(\mathbf{z}_2 \mid \mathbf{z}_1) \cdots \pi_T(\mathbf{z}_T \mid \mathbf{z}_{[T-1]}),$$

where

$$\pi_t(\mathbf{z}_t \mid \mathbf{z}_{[t-1]}) = \frac{N_t!(N - N_{[t]})!}{(N - N_{[t-1]})!} \text{ for all } \mathbf{z}_t \in \{0, 1\}^N \text{ such that } (\mathbf{1}_N - \mathbf{z}_{[t-1]})^T \mathbf{z}_t = N_t.$$

After the cross-overs at time  $t$ , we assume that the experimenter immediately measures the outcomes of all units, which are denote by  $\mathbf{Y}_t \in \mathbb{R}^N$ . The corresponding vector of potential outcomes under the intervention  $\mathbf{Z} = \mathbf{z}$  is denoted by  $\mathbf{Y}_t(\mathbf{z}) = (Y_{1t}(\mathbf{z}), \dots, Y_{nt}(\mathbf{z}))$ . Let  $\mathbf{Y} = (\mathbf{Y}_1, \dots, \mathbf{Y}_T)$  be all the realized outcomes and  $\mathbf{Y}(\mathbf{z})$  be the collection of potential outcomes under treatment assignment  $\mathbf{z} \in \mathcal{Z}$ . As before, we maintain the consistency assumption that  $\mathbf{Y} = \mathbf{Y}(\mathbf{Z})$ .

Recall that a null hypothesis  $H$  is fully sharp if its imputability mapping  $\mathcal{H}(\mathbf{z}, \mathbf{z}^*) = [N]$  for any  $\mathbf{z}, \mathbf{z}^* \in \mathcal{Z}$  (Section 2.1). An example of the fully sharp null hypothesis in this setting is that the treatment has no effect whatsoever, i.e.,

$$H : \mathbf{Y}(\mathbf{z}) = \mathbf{Y}(\mathbf{z}^*), \quad \forall \mathbf{z}, \mathbf{z}^* \in \mathcal{Z}, i \in [N], \text{ and } t \in [T]. \quad (13)$$

This hypothesis can be tested by an unconditional randomization test in a straightforward manner. Because  $\mathbf{Z}$  is completely randomized, this is a permutation test and has been previously studied in the literature (Ji et al., 2017; Wang and De Gruttola, 2017; Hughes

et al., 2020). The test statistic is usually obtained by fitting some linear mixed-effects model. However, this sharp null hypothesis is rather restrictive. In particular, the staggered treatment assignment offers an opportunity to investigate how soon the treatment takes effect, which is ignored in (13). This is what we will consider next.

To make the problem more tractable, we assume no interference and no anticipation effect (Athey and Imbens, 2022) in the following sense:

**Assumption 2.** For all  $i \in [N]$  and  $t \in [T]$ ,  $Y_{it}(\mathbf{z})$  only depends on  $\mathbf{z}$  through  $\mathbf{z}_{i,[t]}$ , the treatment history of unit  $i$ .

The hypothesis we consider assumes that the lag  $l$  treatment effect is equal to a constant  $\tau_l$  ( $l$  is a fixed integer between 0 and  $T - 1$ ). More precisely, consider the following sequence of partially sharp null hypotheses,

$$H^{(t)} : Y_{i,t+l}((\mathbf{0}_{t-1}, 1, \mathbf{0}_l)) - Y_{i,t+l}(\mathbf{0}_{t+l}) = \tau_l, \forall i \in [N], \quad (14)$$

for  $t = 1, \dots, T - l$ . The hypothesis  $H^{(t)}$  states that the treatment that cross-overs at time  $t$  has a constant effect  $\tau_l$  on the outcome at time  $t + l$  for all the units. We are interested in testing the intersection of  $H^{(1)}, \dots, H^{(T-l)}$ . Note that this intersection is not the same as the fully sharp hypothesis in (13) as it only concerns the lag- $l$  effect.

## 4.2 Multiple conditional randomization tests for testing lagged treatment effect

We first note that  $H^{(t)}$  is partially sharp. In fact, if we denote the imputability mapping of  $H^{(t)}$  as  $\mathcal{H}^{(t)}(\mathbf{z}, \mathbf{z}^*)$  (see Definition 1), then unit  $i$  has imputable potential outcome (i.e.,  $i \in \mathcal{H}^{(t)}(\mathbf{z}, \mathbf{z}^*)$ ) if and only if  $i$  crosses over either at time  $t$  or after  $t + l$  under both assignments  $\mathbf{z}$  and  $\mathbf{z}^*$ . Therefore,

$$\mathcal{H}^{(t)}(\mathbf{z}, \mathbf{z}^*) = \{i \in [N] : \mathbf{z}_{i,[t+l]}, \mathbf{z}_{i,[t+l]}^* \in \{(\mathbf{0}_{t-1}, 1, \mathbf{0}_l), \mathbf{0}_{t+l}\}\}.$$

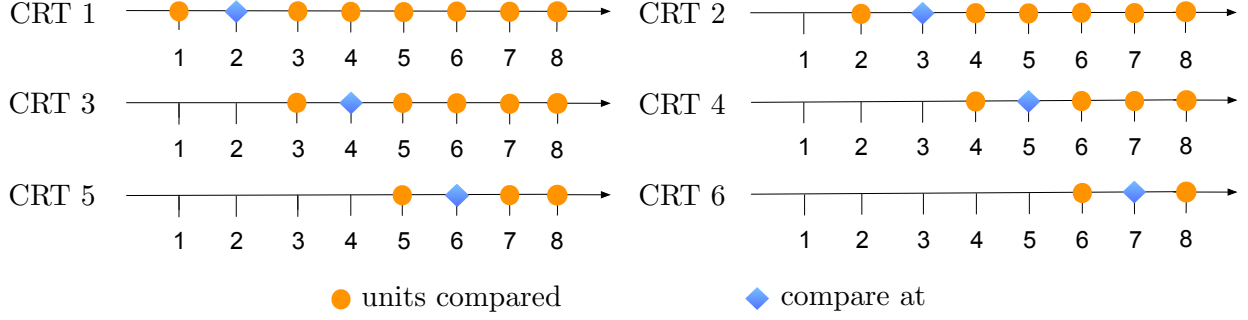
This motivates us to condition on the units that have imputable potential outcomes. We let the CRT for  $H^{(t)}$  use the conditioning set

$$\mathcal{S}_{\mathbf{Z}}^{(t)} = \{\mathbf{z}^* \in \mathcal{Z} : g^{(t)}(\mathbf{z}^*) = g^{(t)}(\mathbf{Z})\}$$

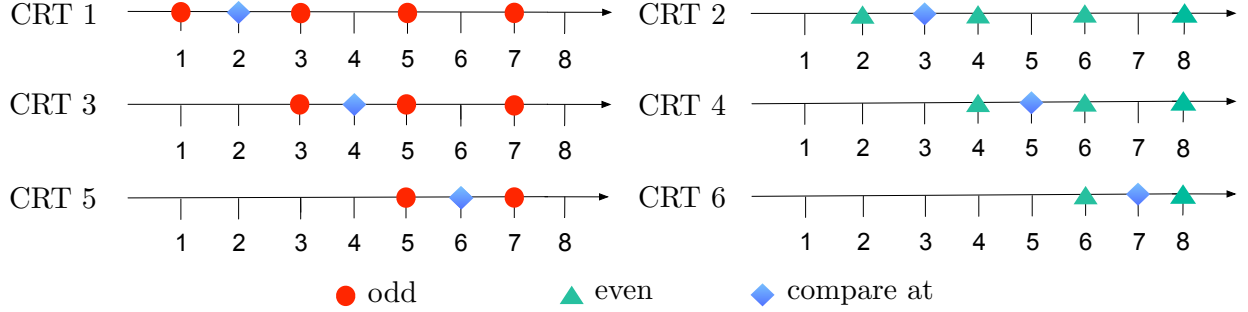
where  $g^{(t)}(\mathbf{Z})$  is a subset of units that cross over at time  $t$  or after  $t + l$ ,

$$g^{(t)}(\mathbf{Z}) = \{i \in [N] : \mathbf{Z}_{i,[t+l]} = (\mathbf{0}_{t-1}, 1, \mathbf{0}_l) \text{ or } \mathbf{0}_{t+l}\}. \quad (15)$$

The conditioning sets  $\mathcal{S}_{\mathbf{Z}}^{(t)}, \mathbf{z} \in \mathcal{Z}$ , form a partition  $\mathcal{R}^{(k)} = \{\mathcal{S}_{\mathbf{Z}}^{(t)} : \mathbf{z} \in \mathcal{Z}\}$  of  $\mathcal{Z}$  based on the value of  $g^{(t)}$ . The function  $g$  is often known as an *exposure mapping* in the causal inference literature. We may then compute the p-value (1) since both outcomes in (14) are either observed or imputable. Since the treatment assignment is completely randomized, the CRT is essentially a permutation test with  $\mathcal{S}_{\mathbf{Z}}$  consisting of all the possible permutations of units that cross over at time  $t$  and after  $t + l$ .



(a) Non-nested CRTs.



(b) Nested CRTs.

Figure 2: Illustration of the CRTs for the lagged treatment effect in a stepped-wedge randomized trial with  $T = 8$  time points (lag  $l = 1$ ).

However, a careful examination reveals that the conditioning sets  $\mathcal{S}_{\mathbf{Z}}^{(1)}, \dots, \mathcal{S}_{\mathbf{Z}}^{(T-l)}$  fail to satisfy the nested condition (5) in Theorem 2 when lag  $l \geq 1$ . Consider the case of  $l = 1$ . The  $t$ -th CRT (i.e. CRT  $t$ ) is a permutation test that compares the time  $t + 1$  outcome of units that cross over at  $t$  with the units that cross over after  $t + 1$ : (i) The first CRT compares units that cross over at time 1 and units that cross over at time 3, 4,  $\dots$ ; (ii) The second CRT compares units that cross over at time 2 and units that cross over at time 4, 5,  $\dots$ ; and so on (see Figure 2a for an illustration). It is easy to see that the corresponding conditioning sets are not nested. For example, the conditioning set of CRT 1 includes cross over (i.e. starting the treatment) at time 3 but not time 2, while the reverse is true for the conditioning set of CRT 2. Independence of the CRTs thus cannot be established.

The discussion above also suggests that no single CRT can be constructed to test the intersection of the hypotheses  $H^{(t)}, t = 1, \dots, T$  at multiple times. For instance, suppose we would like to test  $H^{(1)} \cap H^{(2)}$  with lag  $l = 1$  by using potential outcomes at  $t = 2$  and 3. Notice that the potential outcome at time 3,  $Y_{i3}(\mathbf{Z}^*)$  is not imputable when  $Z_i = 1$  and  $Z_i^* \neq Z_i$  because the lag is  $l = 1$  (see CRT2 in Figure 2a), so units treated at time 1 must be excluded from the test (by conditioning on  $\{i : Z_i = 1\}$ ). The dilemma, however, is that those are precisely the treated units for outcomes measured at time 2.

---

**Algorithm 1** Multiple conditional randomization tests (MCRTs) for testing lag- $l$  treatment effect in stepped-wedge randomized controlled trials

---

```

1: Input: Number of units  $N$ , Number of time steps  $T$ , Time lag  $l$ , Outcomes  $\mathbf{Y} = (Y_{it} : i \in [N], t \in [T])$ , Treatment assignments  $\mathbf{Z} = (Z_{it} : i \in [N], t \in [T])$ , Test statistics  $T$ .
2: Initialization:  $J \leftarrow \min(l + 1, T - l - 1)$  and  $\mathcal{I}_t \in \{i \in [N] : Z_{it} = 1\}, \forall t \in [T]$ 
3: for  $j \in [J]$  do                                      $\triangleright$  Divide the time steps  $[T]$  into  $J$  subsets
4:    $t \leftarrow j, \mathcal{C}_j \leftarrow \{t\}$ 
5:   while  $t + l + 1 \leq T$  do
6:      $t \leftarrow t + l + 1, \mathcal{C}_j \leftarrow \mathcal{C}_j \cup \{t\}$ 
7:   end while
8: end for
9: for  $j \in [J]$  do
10:  for  $k \in \mathcal{C}_j$  do                                      $\triangleright$  Define the  $k$ -th permutation test
11:     $\mathcal{T}^{(k)} \leftarrow \{t \in \mathcal{C}_j : t \geq k\}$ 
12:     $\mathcal{I}_1^{(k)} \leftarrow \mathcal{I}_k, \mathbf{Y}_{\text{treated}}^{(k)} \leftarrow \{Y_{i,k+l} : i \in \mathcal{I}_1^{(k)}\}$   $\triangleright$  Create a treated group
13:     $\mathcal{I}_0^{(k)} \leftarrow (\bigcup_{t \in \mathcal{T}^{(k)}} \mathcal{I}_t) \setminus \mathcal{I}_k, \mathbf{Y}_{\text{control}}^{(k)} \leftarrow \{Y_{i,k+l} : i \in \mathcal{I}_0^{(k)}\}$   $\triangleright$  Create a control group
14:     $P^{(k)}(\mathbf{Z}, \mathbf{Y}) \leftarrow \text{Permutation Test}(\mathbf{Y}_{\text{treated}}^{(k)}, \mathbf{Y}_{\text{control}}^{(k)}; T)$ 
15:  end for
16: end for
17: Output: P-values  $\{P^{(k)} := P^{(k)}(\mathbf{Z}, \mathbf{Y})\}$ 

```

---

To resolve this problem, we can gain some ideas by considering the  $l = 0$  case. The conditioning variable  $g^{(t)}(\mathbf{Z})$  in (15) actually induces nested CRTs for  $l = 0$ , as follows: (i) The first CRT compares units that cross over at time 1 and units that cross over at time 2, 3,  $\dots$ ; (ii) The second CRT compares units that cross over at time 2 and units that cross over at time 3, 4,  $\dots$ ; and so on. Intuitively, the first CRT utilizes the randomness in  $\mathbf{Z}_1$ , the second CRT utilizes the randomness in  $\mathbf{Z}_2$  given  $\mathbf{Z}_1$ , and so on. It is easy to see that the conditions in Proposition 2 are satisfied if the  $t$ -th CRT only depends on  $\mathbf{Z}$  through  $\mathbf{Z}_t$  given  $\mathbf{Z}_1, \dots, \mathbf{Z}_{t-1}$ .

This inspires us to modify the tests for the  $l = 1$  case as follows: (i) The first CRT compares units that cross over at time 1 and units that cross over at time 3, 5,  $\dots$ ; (ii) The second CRT compares units that cross over at time 2 and units that cross over at time 4, 6,  $\dots$ ; (iii) The third CRT compares units that cross over at time 3 and units that cross over at time 5, 7,  $\dots$ ; and so on (see Figure 2b for an illustration). By considering smaller conditioning sets, the odd tests become a sequence of nested CRTs and so do the even tests. Thus, the nesting condition (5) in Theorem 2 holds. Moreover, because all the CRTs further condition on

$$g(\mathbf{Z}) = \{i \in [N] : Z_{i,t} = 1 \text{ for some odd } t\},$$

it is not difficult to show that

$$(\mathbf{Z}_1, \mathbf{Z}_3, \dots) \perp\!\!\!\perp (\mathbf{Z}_2, \mathbf{Z}_4, \dots) \mid g(\mathbf{Z}). \quad (16)$$

For every  $t$ , the  $t$ -th CRT only depends on  $\mathbf{Z}$  through  $\mathbf{Z}_t$  and uses the randomization distribution of  $\mathbf{Z}_t$  given  $\mathbf{Z}_{[t-1]}$  and  $g(\mathbf{Z})$ . Then it is straightforward to verify that the



odd tests are conditionally independent and thus satisfy the condition (6) in Theorem 2. Similarly, (6) also holds for the even tests. Finally, the odd tests and the even tests satisfy (6) due to (16). Therefore, the p-values of the modified CRTs satisfy (8) and can be combined using the standard global testing methods such as Fisher’s combined probability test (Fisher, 1925).

The main idea in the discussion above is that we can further restrict the conditioning sets when the most obvious conditioning sets are not nested. This argument can be easily extended to a longer time lag  $l$ . When  $l = 1$ , we have divided  $[T]$  into two subsets of cross-over times (odd and even). To test the lag  $l$  effect for  $l > 1$ , we can simply increase the gap and divide  $[T]$  into disjoint subsets:  $\mathcal{C}_1 = \{1, l+2, 2l+3, \dots\}$ ,  $\mathcal{C}_2 = \{2, l+3, 2l+4, \dots\}, \dots$ . A formal algorithm for general  $l$  is given in Algorithm 1 and will be referred to as multiple conditional randomization tests (MCRTs) in what follows.

### 4.3 Method of combining p-values

A remaining question is how to combine the permutation tests obtained from Algorithm 1 (MCRTs) efficiently. Heard and Rubin-Delanchy (2018) compared several p-value combination methods in the literature. By recasting them as likelihood ratio tests, they demonstrated that the power of a combiner crucially depends on distribution of the p-values under the alternative hypotheses. In large samples, the behaviour of permutation tests is well studied in the literature. Lehmann and Romano (2006, Theorem 15.2.3) showed that if the test statistics in a permutation test converges in distribution, the permutation distribution will converge to the same limiting distribution in probability. These results form the basis of our investigation of combining CRTs.

Suppose that  $K$  permutation p-values  $P^{(1)}, \dots, P^{(K)}$  are obtained from from Algorithm 1. Suppose the  $k$ th test statistic, when scaled by  $\sqrt{N}$ , is asymptotically normal so that it converges in distribution to  $T_\infty^{(k)} \sim \mathcal{N}(\tau_l, V_\infty^{(k)})$  under the null hypothesis ( $\tau_l = 0$ ) and some local alternative hypothesis ( $\tau_l = h/\sqrt{N}$ ) indexed by  $h$ . The limiting distributions have the same mean but different variances. Suppose that we define the p-value likelihood ratio as the product of the alternative p-value distributions for all  $k$  divided by the product of the null p-value distributions for all  $k$ . Since the permutation p-values are standard uniform, it is easy to verify that the logarithm of this p-value likelihood ratio is proportion to a weighted sum of  $Z$ -scores,  $T_\infty = \sum_{k=1}^K w_\infty^{(k)} \Phi^{-1}(P^{(k)})$ . This motivates a weighted Stouffer’s method (Stouffer et al., 1949) for combining the p-values. The weights are non-negative and sum to one, thus  $T_\infty \sim \mathcal{N}(0, 1)$  if the p-values are independent. Then we can reject  $\bigcap_{k \in [K]} H_0^{(k)}$  if  $\Phi(T_\infty) \leq \alpha$ . This test has been shown to be uniformly most powerful for all  $h$  in the normal location problem (Heard and Rubin-Delanchy, 2018).

To formalize the discussion above, next we consider the difference-in-means statistics as an example. Following the notation in Algorithm 1 (see lines 6 and 11), the treated group  $\mathcal{I}_1^{(k)}$  for the  $k$ th CRT crosses over at time  $k$  and the control group  $\mathcal{I}_0^{(k)}$  crosses over time  $t \in \mathcal{T}^{(k)} \setminus \{k\}$ , where  $\mathcal{T}^{(k)} \setminus \{k\}$  is a subset of  $\mathcal{C}_j$  that collects some time points after  $k + l$ . Let  $N_1^{(k)} = |\mathcal{I}_1^{(k)}|$ ,  $N_0^{(k)} = |\mathcal{I}_0^{(k)}|$  and  $N^{(k)} = N_0^{(k)} + N_1^{(k)}$ . Let  $A_i^{(k)} = 1$  or 0 denote unit

$i \in \mathcal{I}_0^{(k)} \cup \mathcal{I}_1^{(k)}$  starting the treatment at time  $k$  or after  $k+l$ , i.e.,  $\mathbf{Z}_{i,k+l} = (\mathbf{0}_{k-1}, 1, \mathbf{0}_l)$  or  $\mathbf{0}_{k+l}$ . To simplify the exposition, we use the abbreviations  $Y_i^{(k)} = Y_{i,k+l}$ ,  $Y_i^{(k)}(1) = Y_{i,k+l}(\mathbf{0}_{k-1}, 1, \mathbf{0}_l)$  and  $Y_i^{(k)}(0) = Y_{i,k+l}(\mathbf{0}_{k+l})$  in the results below.

We further assume that the  $N$  units are i.i.d draws from a super-population model, and every unit's potential outcome  $Y_i^{(k)}(a)$  is a random copy of some generic  $Y^{(k)}(a)$  for  $a \in \{0, 1\}$  and  $k \in K$ .

**Proposition 3.** *Suppose that the  $K$  permutation tests in Algorithm 1 use the difference-in-means statistics. We assume that for every  $k \in [K]$  and  $a \in \{0, 1\}$ ,*

(i)  $Y^{(k)}(a)$  has a finite and nonzero variance;

(ii)  $N_1^{(k)}/N$  and  $N_0^{(k)}/N$  are fixed as  $N \rightarrow \infty$ ;

The weighted Z-score combiner  $T_\infty$  is then given with weights  $w_\infty^{(k)} = \sqrt{\frac{\Lambda^{(k)}}{\sum_{j=1}^K \Lambda^{(j)}}}$ , where

$$\Lambda^{(k)} = \left( \frac{N}{N_0^{(k)}} \text{Var} [Y^{(k)}(1)] + \frac{N}{N_1^{(k)}} \text{Var} [Y^{(k)}(0)] \right)^{-1} \quad (17)$$

is the inverse of the asymptotic variance  $V_\infty^{(k)}$  of the statistics in the  $k$ -th test.

The weights in (17) are obtained by inverting the asymptotic variance of the difference-in-means statistics; see Imbens and Rubin (2015, Section 6.4) and Li and Ding (2017). We can estimate  $\text{Var} [Y^{(k)}(a)]$  in  $\Lambda^{(k)}$  consistently using the sample variance of  $Y_i^{(k)}$ ,  $\forall i \in \mathcal{I}_a^{(k)}$ . We denote the estimator of  $\Lambda^{(k)}$  by  $\hat{\Lambda}^{(k)}$ . The empirical version of  $T_\infty$  is given by

$$\hat{T} = \sum_{k=1}^K \hat{w}^{(k)} \Phi^{-1}(P^{(k)}) \quad \text{where} \quad \hat{w}^{(k)} = \sqrt{\frac{\hat{\Lambda}^{(k)}}{\sum_{j=1}^K \hat{\Lambda}^{(j)}}}. \quad (18)$$

**Proposition 4.** *Suppose that the  $p$ -values  $P^{(1)}, \dots, P^{(K)}$  from Algorithm 1 are valid, the combined  $p$ -value  $\hat{P}(\mathbf{Z}, \mathbf{Y}) = \Phi(\hat{T})$  is also valid such that under the null hypotheses,*

$$\mathbb{P}\{\hat{P}(\mathbf{Z}, \mathbf{Y}) \leq \alpha\} \leq \alpha.$$

In general, improving the statistical power in combining multiple CRTs is an independent task on top of choosing an efficient test statistics for the permutation tests. Different test statistics may have different asymptotical distributions and the optimal  $p$ -value combiners (if exist) may be different. Nonetheless, a key insight from the discussion above is that we should weight the CRTs appropriately, often according to their sample size.

## 5 Numerical experiments

Next, we examine the empirical performance of methods proposed in Section 4 by comparing the power of them with Bonferroni’s Method (Simulation I), checking their validity when there are unit-by-time interactions (Simulation II), and investigating several real trial datasets. We let MCRTs+F and MCRTs+Z denote the combination of MCRTs with Fisher’s combination method (Fisher, 1925) and the weighted Z-score method introduced above, respectively. In both MCRTs+F and MCRTs+Z, the test statistic is the simple difference-in-means.

### 5.1 Simulation I: Size and power

As illustrated in Figure 2, the non-nested CRTs have larger control groups than our nested CRTs created in MCRTs. However, the non-nested CRTs are not independent and there are limited ways to combine them. The most widely used method in this case is Bonferroni’s method that rejects the intersection of  $K$  hypotheses if the smallest p-value is less than  $\alpha/K$ . One remaining question is whether the reduced sample size in MCRTs can indeed be compensated by a better p-value combiner. Simulation I is designed to answer this question empirically by investigating varying the sample size  $N$ , trial length  $T$ , time lag  $l$ , and effect sizes  $\tau_l$ , respectively.

In this simulation, we fixed  $N_1 = \dots = N_T = N/T$  and  $N_T = N - \sum_{t=1}^{T-1} N_t$ . The treatment assignment  $\mathbf{Z}$  was randomly drawn from  $\mathcal{Z}$  given in (12). Let  $A_i$  to denote the treatment starting time of unit  $i$ , i.e., the index of the non-zero entry of  $Z_i$ . Outcomes were generated by a linear mixed-effects model,

$$Y_{it} = \mu_i + 0.5(X_i + t) + \sum_{l=0}^{T-1} 1_{\{A_i-t=l\}}\tau_l + \epsilon_{it}, \quad i = 1, \dots, N, \quad t = 0, \dots, T,$$

where  $\mu_i \sim \mathcal{N}(0, 0.25)$ ,  $X_i \sim \mathcal{N}(0, 0.25)$  and  $\epsilon_{it} \sim \mathcal{N}(0, 0.1)$ . This assumes that the baseline outcome  $Y_{i0}$  is measured, which is not uncommon in real clinical trials. Basic parameters were varied in the following ranges: (i) number of units  $N \in \{100, 200, 300, 400, 500\}$ ; (ii) number of time steps  $T \in \{4, 6, 8, 10, 12\}$ ; (iii) time lag  $l \in \{0, 1, 2, 3, 4\}$ ; effect size  $\tau_l \in \{0.01, 0.02, 0.03, 0.04, 0.05\}$ . Empirical performance of the methods was examined when one of  $N$ ,  $T$ , and  $l$  is changed while the other two are fixed at the median of their ranges, respectively. For example, we increased  $N$  from 100 to 500 while keeping  $T = 8$  and  $l = 2$ . In these simulations,  $\tau_l$  was set to 0 and 0.03 to investigate type I error and power of the methods, respectively. One more simulation was created to study the power as the effect size  $\tau_l$  varies, in which we keep the first three basic parameters at their median values ( $N = 300, T = 8, l = 2$ ) and increase  $\tau_l$  from 0.01 to 0.05. For all permutation tests, difference-in-means was used as the test statistic and the number of permutations was fixed at 1000.

The upper panels of Figure 3 show that all the methods control the type I errors at any number of units, time steps and time lags. The lower panel shows that our methods

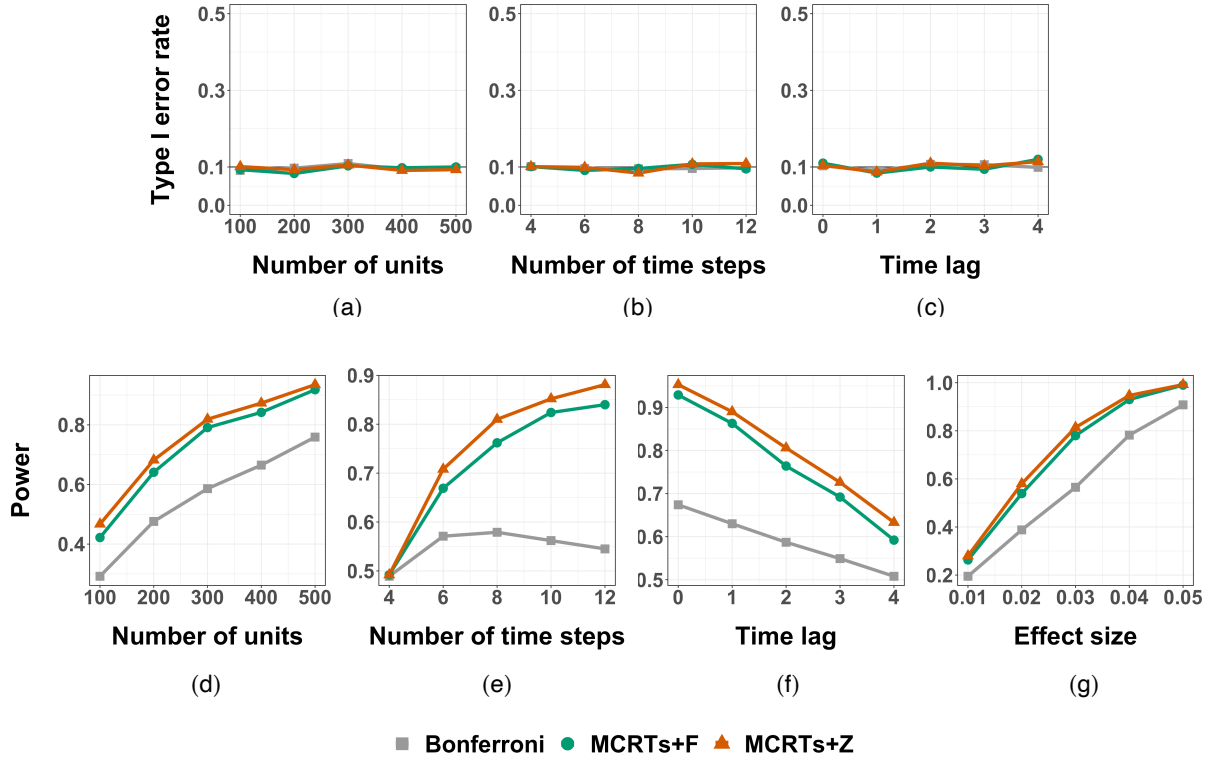


Figure 3: Performance of MCRTs+F, MCRTs+Z and Bonferroni's method: type I error rates and powers in testing lagged effects at five different numbers of units, numbers of time steps, time lags and effect sizes. The results were averaged over 1000 independent runs.

are more powerful than Bonferroni's method in all the simulations. MCRTs+Z is slightly more powerful than MCRTs+F in all experiments. This shows that the weighted z-score is more effective than Fisher's combination method for MCRTs. Panels (d) and (g) show that our methods outperform Bonferroni's method by a wider margin as the sample size or the effect size increases. Panel (e) establishes the same observation for trial length, which can be explained by the fixed sample size (so fewer units start treatment at each step as trial length increases). This is not an ideal scenario for applying Bonferroni's method, as the individual tests have diminishing power. Finally, panel (f) shows that all the methods have smaller power as the lag size increases, and our methods are particularly powerful when the time lag is small. These results are due to facts. First, there are fewer permutation tests available for larger time lags. Moreover, only including the units that are treated after a large time lag, the control groups in the permutation tests are small.

Overall, these simulations supports the conclusion that that the sample splitting in MCRTs is a worthy sacrifice as a more powerful p-value combiner can be applied. Note that every outcome relevant to lag  $l$  effect is still used in at least one of our permutation tests in MCRTs. So the reduced sample size in MCRTs may not be as damaging as it might first appear.

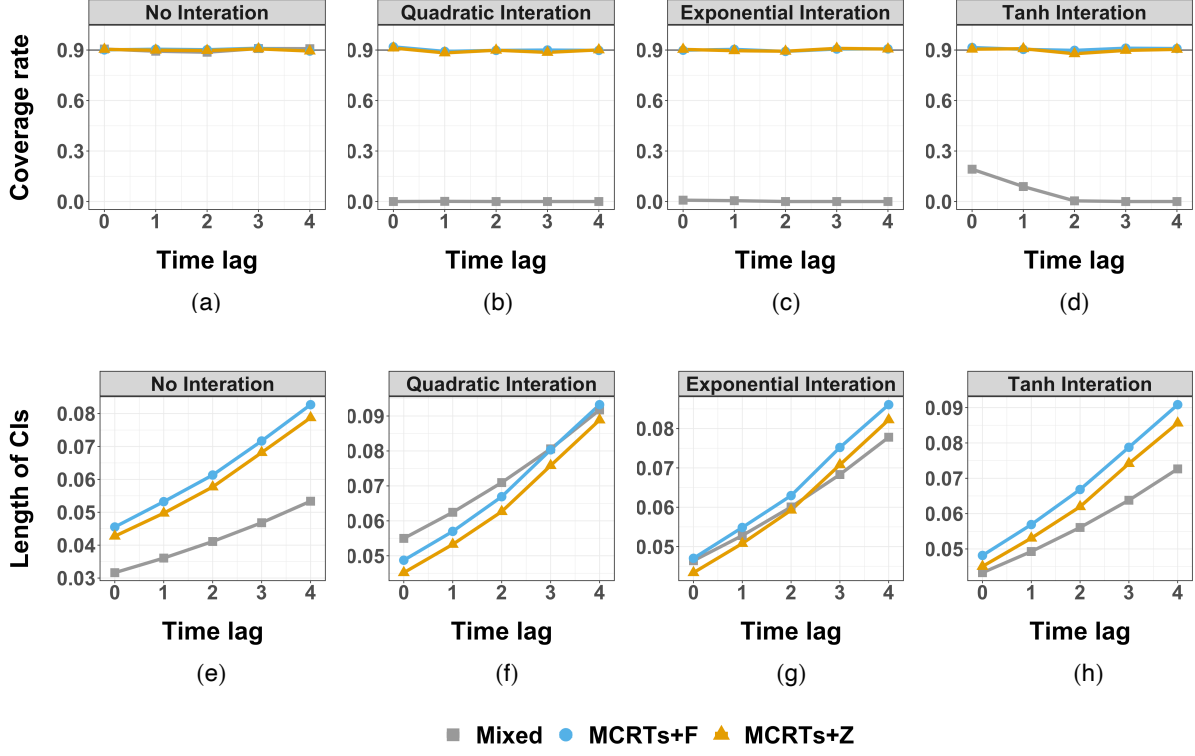


Figure 4: Performance of MCRTs+F, MCRTs+Z and the mixed-effects model: coverage rates and lengths of confidence intervals (CIs) under the outcome generating processes with no interaction effect and with three different types of covariate-and-time interactions. The results are averaged over 1000 independent runs.

## 5.2 Simulation II: Overcome misspecification of mixed-effects models

Simulation II is designed to investigate the finite-sample properties of confidence intervals obtained by inverting conditional randomization tests (see Appendix B for more details). In particular, we are interested in comparing its efficiency and robustness with mixed-effects models for estimating lagged treatment effect.

In Simulation II, the treatment generating process was kept the same as Simulation I. Simulation parameters are set as  $N = 200$ ,  $T = 8$  and lagged effects  $(\tau_0, \dots, \tau_7) = (0.1, 0.3, 0.6, 0.4, 0.2, 0, 0, 0)$ . The treatment effect is gradually realized and then decayed to 0 over time. For every  $i \in [N]$  and  $t = 0, 1, \dots, T$ , we generate the outcome  $Y_{it}$  using a mixed-effects model,

$$Y_{it} = \mu_i + 0.5(1 - 0.1 \cdot 1_{\{m \neq 0\}})(X_i + t) + 0.1f_m(X_i + t) + \sum_{l=0}^7 1_{\{A_i - t = l\}}\tau_l + \epsilon_{it},$$

where  $\mu_i \sim \mathcal{N}(0, 0.25)$ ,  $X_i \sim \mathcal{N}(0, 0.25)$ ,  $\epsilon_{it} \sim \mathcal{N}(0, 0.1)$  and the unit-by-time interaction is

given by

$$f_m(X_i + t) = \begin{cases} 0, & \text{if } m = 0, \\ (X_i + t)^2, & \text{if } m = 1, \\ 2 \exp[(X_i + t)/2], & \text{if } m = 2, \\ 5 \tanh(X_i + t), & \text{if } m = 3, \end{cases}$$

which correspond to no, quadratic, exponential and hyperbolic tangent interactions.

We tasked our methods (MCRTs+F and MCRTs+Z) and a mixed-effects model described below to construct valid 90%-confidence interval (CIs) for the lagged effects  $\tau_0, \dots, \tau_4$ . Our methods were implemented in exactly the same way as in Simulation I except that the permutation tests were inverted to obtain interval estimators. The mixed-effects model takes the form

$$Y_{it} = \beta_{0i} + \beta_1 x_i + \beta_2 t + \sum_{l=0}^7 \xi_l 1_{\{A_i - t = l\}} + \epsilon_{it}, \quad (19)$$

where  $\beta_{0i}$  is a random unit effect,  $\beta_1, \beta_2$  are fixed effects and  $\xi_0, \dots, \xi_7$  are lagged effects, and were fitted using the R-package `lme4` (Bates et al., 2015). Recently, Kenny et al. (2021) proposed mixed-effects models that can leverage the shapes of time-varying treatment effects. Their models are given by specifying some parametric effect curves with the help of basis functions (e.g. cubic spline). Besides the unit-by-time interaction, the model (19) is already correctly specified for modelling the treatment effects and other parts of the outcome generating process above. Excluding some of the lagged effect parameters  $\xi_5, \dots, \xi_7$  from the model may change the effect estimates but not the validity of its CIs.

As the unit-by-time interactions are unknown and fully specifying them would render the model unidentifiable, they are typically not considered in mixed-effect models. If the stepped-wedge trial is randomized at the cluster levels, one can introduce cluster-by-time interaction effects in a mixed-effects model; see (Ji et al., 2017, Equation 3.1) as an example. However, the cluster-by-time interactions are not exactly the same as the interaction between time and some covariates of the units. It depends on if the interaction varies within each cluster and the clusters are defined by the covariates which interact with time.

The results of Simulation II are reported in Figure 4. The upper panels show that the CIs of the mixed-effects model only achieve the target coverage rate of 90% for all the lagged effects when there is no unit-by-time interaction (panel a). By contrast, the CIs of our methods fulfil the target coverage rate of 90% under all scenarios. The lower panels show that the valid CIs given by our methods have reasonable lengths between 0.05 and 0.10 for covering the true lagged effects  $(\tau_0, \dots, \tau_4) = (0.1, 0.3, 0.6, 0.4, 0.2)$ . We also note from panel (e) that when the linear mixed-effects model is specified correctly, it gives valid CIs that are narrower than our nonparametric tests.

### 5.3 Real data applications

We next demonstrate an application of MCRTs+Z in comparison to mixed-effects models (with and without time effect parameters) on real data collected from two stepped-wedge

randomized trials. The results are reported as 90%-confidence intervals (CIs) of lagged effects in Figure 5.

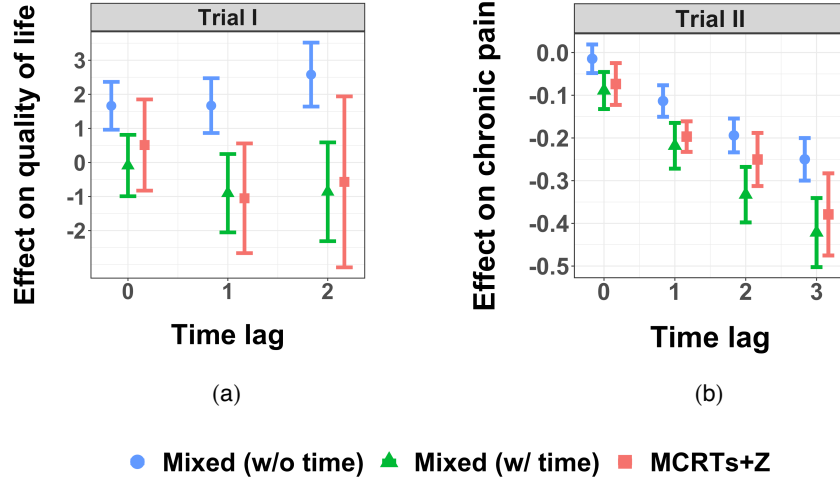


Figure 5: Effect estimates from MCRTs+Z and mixed-effects models with and without time effect parameters: 90%-confidence intervals (CIs) of lagged effects on real data collected from four different stepped-wedge randomized trials.

Trial I was conducted to examine if a chronic care model was more effective than usual care in the Netherlands between 2010 and 2012 (Muntinga et al., 2012). The study consisted of 1,147 frail older adults in 35 primary care practices. The primary outcome in the dataset was quality of life measured by a mental health component score (MCS) in a 12-item Short Form questionnaire (SF-12). The outcome for each adult was measured at a baseline time point and every 6 months over the study. The trial randomly assigned some practices to start the chronic care model every 6 months. We treated each practice as an experimental unit. We used MCRTs+Z and two mixed-effects model to estimate lag 0, 1 and 2 effects on the average outcome of each practice,  $Y_{it}, i = 1, \dots, 35$  and  $t = 0, 1, \dots, 4$ . In panel (a) of Figure 5, the mixed-effects model without using a time effect parameter would conclude that the chronic care model improved the quality of life significantly. However, as noted by Twisk (2021, Section 6.3.1), this model fails to take into account the increase in the quality of life over time, irrespective of the intervention. In contrast, adding a time effect parameter to the mixed-effects model and applying MCRTs+Z produced similar CIs, both showing that the effect of the chronic care model on quality of life is not statistically significant.

Trial II was a stepped-wedge trial performed over the pain clinics of 17 hospitals to estimate the effectiveness of an intervention in reducing chronic pain for patients (Twisk, 2021, Chapter 6.4). The outcome was a pain score from 1 (least pain) and 5 (most pain) and six measurements were taken over time: one at the baseline and five more equally spaced over a period of twenty weeks. After each measurement, intervention was started in a few randomly selected untreated hospitals. We considered each hospital as an experimental unit and estimated the lag 0, 1, 2 and 3 effects using hospital-level average outcomes. Panel (b) of Figure 5 shows that the CIs of the mixed-effect models with and without a time effect do not overlap. The CIs of MCRTs+Z lie roughly between those, showing that the effectiveness



of the intervention appear to increase over time.

## 6 Discussion

In this article, we have developed an overarching theory for understanding multiple conditional randomization tests and applied it to testing lagged treatment effects in stepped-wedge randomized trials. A particularly attractive feature of randomization tests is that they do not require specifying any models and are thus robust to model misspecification, which is confirmed in our numerical experiments.

The main theoretical result (Theorem 2) places no restriction on the assignment mechanism, whether there is interference, or the nature of the intervention. It provides a general principle for constructing nearly independent CRTs in complex experiments. More user-friendly corollaries were provided in Section 3.2. Sample splitting is another useful technique when the most obvious CRTs do not satisfy these conditions, which is employed by our method for the stepped-wedge design in Section 4.2.

Our theory assumes a randomized experiment, and it is interesting to study if the same theory also applies to randomization inference for observational studies. Matching by observed confounders is often used to mimic a randomized experiment using observational study. The complication here is that the matched sets are often a random subset of units that depend on the treatment assignment, so our theory cannot directly apply because it assumes  $\mathcal{Z}$  is fixed. This subtle issue is usually ignored in the randomization inference literature, which typically treats the matched observational sample as a block-randomized experiment (Rosenbaum, 2002).

Rosenbaum (2010, 2017) developed a concept called “evidence factors” for observational studies, which are essentially pieces of evidence different regarding different aspects of an abstract causal hypothesis. Roughly speaking, each evidence factor is characterized by a p-value upper bound obtained from a sensitivity analyses for a different (partially) sharp null hypothesis. Rosenbaum’s key observation is that in certain problems, these evidence factors are nearly independent in the sense that the p-value upper bounds satisfy Proposition 2. The “knot-product” structure identified in Rosenbaum (2017) motivated the consideration of sequential CRTs in Section 3.2.2 and is essentially a special case of Proposition 2 when the treatment assignment mechanism  $\pi(\cdot)$  is uniform over  $\mathcal{Z}$  (so the CRT is a permutation test). Based on our more general theory, new and more powerful evidence factors can potentially be developed.

In a parallel line of research, it has been shown that a randomization test with a carefully constructed test statistic is asymptotically valid for testing average treatment effects (Cohen and Fogarty, 2022; Fogarty, 2021; Zhao and Ding, 2021), “bounded” null hypotheses (Caughey et al., 2021), or quantiles of individual treatment effects (Caughey et al., 2021). These techniques can be used in conjunction with our theory to construct nearly independent CRTs beyond (partially) sharp null hypotheses.

# References

- Abraham, S. and L. Sun (2021). Estimating dynamic treatment effects in event studies with heterogeneous treatment effects. *Journal of Econometrics* 225(2), 175–199.
- Athey, S., D. Eckles, and G. W. Imbens (2018). Exact p-values for network interference. *Journal of the American Statistical Association* 113(521), 230–240.
- Athey, S. and G. W. Imbens (2022). Design-based analysis in difference-in-differences settings with staggered adoption. *Journal of Econometrics* 226(1), 62–79.
- Basse, G., A. Feller, and P. Toulis (2019). Randomization tests of causal effects under interference. *Biometrika* 106(2), 487–494.
- Bates, D., M. Mächler, B. Bolker, and S. Walker (2015). Fitting linear mixed-effects models using lme4. *Journal of Statistical Software* 67(1), 1–48.
- Bates, S., M. Sesia, C. Sabatti, and E. Candès (2020). Causal inference in genetic trio studies. *Proceedings of the National Academy of Sciences* 117(39), 24117–24126.
- Brown, C. A. and R. J. Lilford (2006). The stepped wedge trial design: a systematic review. *BMC Medical Research Methodology* 6(1), 1–9.
- Caughey, D., A. Dafoe, X. Li, and L. Miratrix (2021). Randomization inference beyond the sharp null: Bounded null hypotheses and quantiles of individual treatment effects. *arXiv preprint arXiv:2101.09195*.
- Cohen, P. L. and C. B. Fogarty (2022). Gaussian pre pivoting for finite population causal inference. *Journal of the Royal Statistical Society: Series B (Statistical Methodology)*, to appear.
- Ernst, M. D. (2004). Permutation methods: a basis for exact inference. *Statistical Science* 19(4), 676–685.
- Fisher, R. A. (1925). *Statistical methods for research workers*. Oliver and Boyd, Edinburgh and London.
- Fisher, R. A. (1935). *Design of Experiments*. Edinburgh: Oliver and Boyd.
- Fogarty, C. B. (2021). Pre pivoted permutation tests. *arXiv preprint arXiv:2102.04423*.
- Gambia Hepatitis Study Group et al. (1987). The gambia hepatitis intervention study. *Cancer Research* 47(21), 5782–5787.
- Garthwaite, P. H. (1996). Confidence intervals from randomization tests. *Biometrics*, 1387–1393.
- Heard, N. A. and P. Rubin-Delanchy (2018). Choosing between methods of combining-values. *Biometrika* 105(1), 239–246.

- Hemming, K., M. Taljaard, J. E. McKenzie, R. Hooper, A. Copas, J. A. Thompson, M. Dixon-Woods, A. Aldcroft, A. Doussau, M. Grayling, C. Kristunas, C. E. Goldstein, M. K. Campbell, A. Girling, S. Eldridge, M. J. Campbell, R. J. Lilford, C. Weijer, A. B. Forbes, and J. M. Grimshaw (2018). Reporting of stepped wedge cluster randomised trials: Extension of the consort 2010 statement with explanation and elaboration. *BMJ* *363*, k1614.
- Hennessy, J., T. Dasgupta, L. Miratrix, C. Pattanayak, and P. Sarkar (2016). A conditional randomization test to account for covariate imbalance in randomized experiments. *Journal of Causal Inference* *4*(1), 61–80.
- Hudgens, M. G. and M. E. Halloran (2008). Toward causal inference with interference. *Journal of the American Statistical Association* *103*(482), 832–842.
- Hughes, J. P., P. J. Heagerty, F. Xia, and Y. Ren (2020). Robust inference for the stepped wedge design. *Biometrics* *76*(1), 119–130.
- Hussey, M. A. and J. P. Hughes (2007). Design and analysis of stepped wedge cluster randomized trials. *Contemporary Clinical Trials* *28*(2), 182–191.
- Imbens, G. W. and D. B. Rubin (2015). *Causal inference in statistics, social, and biomedical sciences*. Cambridge University Press.
- Ji, X., G. Fink, P. J. Robyn, D. S. Small, et al. (2017). Randomization inference for stepped-wedge cluster-randomized trials: an application to community-based health insurance. *The Annals of Applied Statistics* *11*(1), 1–20.
- Karmakar, B. and D. S. Small (2020). Assessment of the extent of corroboration of an elaborate theory of a causal hypothesis using partial conjunctions of evidence factors. *The Annals of Statistics* *48*(6), nil.
- Kempthorne, O. (1955). The randomization theory of experimental inference. *Journal of the American Statistical Association* *50*(271), 946–967.
- Kenny, A., E. Voldal, F. Xia, P. J. Heagerty, and J. P. Hughes (2021). Analysis of stepped wedge cluster randomized trials in the presence of a time-varying treatment effect. *arXiv preprint arXiv:2111.07190*.
- Lehmann, E. L. and J. P. Romano (2006). *Testing Statistical Hypotheses*. Springer Science & Business Media.
- Li, F., J. P. Hughes, K. Hemming, M. Taljaard, E. R. Melnick, and P. J. Heagerty (2021). Mixed-effects models for the design and analysis of stepped wedge cluster randomized trials: An overview. *Statistical Methods in Medical Research* *30*(2), 612–639.
- Li, X. and P. Ding (2017). General forms of finite population central limit theorems with applications to causal inference. *Journal of the American Statistical Association* *112*(520), 1759–1769.
- Marcus, R., E. Peritz, and K. R. Gabriel (1976). On closed testing procedures with special reference to ordered analysis of variance. *Biometrika* *63*(3), 655–660.

- Middleton, J. A. and P. M. Aronow (2015). Unbiased estimation of the average treatment effect in cluster-randomized experiments. *Statistics, Politics and Policy* 6(1-2), 39–75.
- Muntinga, M. E., E. O. Hoogendijk, K. M. Van Leeuwen, H. P. Van Hout, J. W. Twisk, H. E. Van Der Horst, G. Nijpels, and A. P. Jansen (2012). Implementing the chronic care model for frail older adults in the netherlands: study protocol of act (frail older adults: care in transition). *BMC geriatrics* 12(1), 1–10.
- Pitman, E. J. G. (1937). Significance tests which may be applied to samples from any populations. ii. the correlation coefficient test. *Supplement to the Journal of the Royal Statistical Society* 4(2), 225–232.
- Puelz, D., G. Basse, A. Feller, and P. Toulis (2019). A graph-theoretic approach to randomization tests of causal effects under general interference. *Journal of the Royal Statistical Society: Series B (Statistical Methodology)*.
- Rosenbaum, P. R. (2002). *Observational studies*. Springer.
- Rosenbaum, P. R. (2010). Evidence factors in observational studies. *Biometrika* 97(2), 333–345.
- Rosenbaum, P. R. (2017). The general structure of evidence factors in observational studies. *Statistical Science* 32(4), 514–530.
- Rubin, D. B. (1980). Comment on "randomization analysis of experimental data: The fisher randomization test". *Journal of the American Statistical Association* 75(371), 591–593.
- Stouffer, S. A., E. A. Suchman, L. C. DeViney, S. A. Star, and R. M. Williams Jr (1949). The american soldier: Adjustment during army life.(studies in social psychology in world war ii), vol. 1.
- Thompson, J., C. Davey, K. Fielding, J. Hargreaves, and R. Hayes (2018). Robust analysis of stepped wedge trials using cluster-level summaries within periods. *Statistics in medicine* 37(16), 2487–2500.
- Thompson, J. A., K. L. Fielding, C. Davey, A. M. Aiken, J. R. Hargreaves, and R. J. Hayes (2017). Bias and inference from misspecified mixed-effect models in stepped wedge trial analysis. *Statistics in Medicine* 36(23), 3670–3682.
- Twisk, J. W. (2021). *Analysis of Data from Randomized Controlled Trials: A Practical Guide*. Springer Nature.
- Wang, R. and V. De Gruttola (2017). The use of permutation tests for the analysis of parallel and stepped-wedge cluster-randomized trials. *Statistics in medicine* 36(18), 2831–2843.
- Welch, B. L. (1937). On the z-test in randomized blocks and latin squares. *Biometrika* 29(1/2), 21–52.
- Zhao, A. and P. Ding (2021). Covariate-adjusted fisher randomization tests for the average treatment effect. *Journal of Econometrics*.
- Zheng, L. and M. Zelen (2008). Multi-center clinical trials: Randomization and ancillary statistics. *The Annals of Applied Statistics* 2(2), 582.

# Supplementary Materials for “Multiple conditional randomization tests”

## A Technical Proofs

### A.1 Proof of Lemma 1

*Proof.* Consider  $\mathcal{S} \in \mathcal{R}^{(j)}$  and  $\mathcal{S}' \in \mathcal{R}^{(k)}$  for some  $j, k \in [K]$  and  $\mathcal{S} \cap \mathcal{S}' \neq \emptyset$ . By the definition of refinement and (5),  $\mathcal{S} \cap \mathcal{S}' \in \underline{R}^{\{j,k\}} \subseteq \mathcal{R}^{(j)} \cup \mathcal{R}^{(k)}$ , so there exists integers  $m$  such that  $\mathcal{S} \cap \mathcal{S}' = \mathcal{S}_m^{(j)}$  or  $\mathcal{S}_m^{(k)}$ . Because  $\mathcal{R}^{(j)}$  and  $\mathcal{R}^{(k)}$  are partitions, this means that  $\mathcal{S} = \mathcal{S}_m^{(j)}$  or  $\mathcal{S}' = \mathcal{S}_m^{(k)}$ . In either case,  $\mathcal{S} \cap \mathcal{S}' = \mathcal{S}$  or  $\mathcal{S}'$ .

Now consider any  $\mathbf{z} \in \mathcal{Z}$  and  $j, k \in [K]$ . Because  $\mathcal{S}_z^{(j)}, \mathcal{S}_z^{(k)} \in \mathcal{R}^{[K]}$  and  $\mathcal{S}_z^{(j)} \cap \mathcal{S}_z^{(k)} \neq \emptyset$  (because they contain at least  $\mathbf{z}$ ), either  $\mathcal{S}_z^{(j)} \supseteq \mathcal{S}_z^{(k)}$  or  $\mathcal{S}_z^{(k)} \supseteq \mathcal{S}_z^{(j)}$  must be true. This means that we can order the conditioning events  $\mathcal{S}_z^{(k)}, k \in [K]$  according to the relation  $\supseteq$ . Without loss of generality, we assume that, at  $\mathbf{z}$ ,

$$\mathcal{S}_z^{(1)} \supseteq \mathcal{S}_z^{(2)} \supseteq \dots \supseteq \mathcal{S}_z^{(K-1)} \supseteq \mathcal{S}_z^{(K)}.$$

Then  $\bigcap_{k=1}^K \mathcal{S}_z^{(k)} = \mathcal{S}_z^{(K)}$  and  $\bigcup_{k=1}^K \mathcal{S}_z^{(k)} = \mathcal{S}_z^{(1)}$ . Thus the intersection and the union of  $\{\mathcal{S}_z^{(k)}\}_{k=1}^K$  are contained in  $\mathcal{R}^{[K]}$  which collects all  $\mathcal{S}_z^{(k)}$  by the definition. As this is true for all  $\mathbf{z} \in \mathcal{Z}$ , we have  $\underline{\mathcal{R}}^{[K]} \subseteq \mathcal{R}^{[K]}$  and  $\overline{\mathcal{R}}^{[K]} \subseteq \mathcal{R}^{[K]}$ .  $\square$

### A.2 Proof of Lemma 2

*Proof.* (i) Suppose  $\mathcal{S}', \mathcal{S}''$  are two distinct nodes in  $\text{ch}(\mathcal{S})$ . By Lemma 1, they are either disjoint or nested. If they are nested, without loss of generality, suppose  $\mathcal{S}'' \supset \mathcal{S}'$ . However, this contradicts with the definition of the edge  $\mathcal{S} \rightarrow \mathcal{S}'$ , as by Definition 3 there should be no  $\mathcal{S}''$  satisfying  $\mathcal{S} \supset \mathcal{S}'' \supset \mathcal{S}'$ . This shows that any two nodes in  $\text{ch}(\mathcal{S})$  are disjoint.

Next we show that the union of the sets in  $\text{ch}(\mathcal{S})$  is  $\mathcal{S}$ . Suppose there exists  $\mathbf{z} \in \mathcal{S}$  such that  $\mathbf{z} \notin \mathcal{S}'$  for all  $\mathcal{S}' \in \text{ch}(\mathcal{S})$ . In consequence,  $\mathbf{z} \notin \mathcal{S}'$  for all  $\mathcal{S}' \in \text{de}(\mathcal{S})$ . Similar to the proof of Lemma 1, we can order  $\mathcal{S}_z^{(k)}, k \in [K]$  according to set inclusion. Without loss of generality, suppose

$$\mathcal{S}_z^{(1)} \supseteq \mathcal{S}_z^{(2)} \supseteq \dots \supseteq \mathcal{S}_z^{(K-1)} \supseteq \mathcal{S}_z^{(K)}.$$

This shows that  $\mathcal{S} = \mathcal{S}_z^{(K)}$ , so  $\text{ch}(\mathcal{S}) = \text{de}(\mathcal{S}) = \emptyset$ . This contradicts the assumption.

(ii) Consider any  $\mathcal{S} \in \mathcal{R}^{[K]}$ ,  $\mathcal{S}' \in \text{an}(\mathcal{S})$  and  $\mathcal{S}'' \in \text{de}(\mathcal{S})$ . By definition,  $\mathcal{S}' \supset \mathcal{S} \supset \mathcal{S}''$ . Because the sets in any partition  $\mathcal{R}^{(k)}$  are disjoint, this shows that no pairs of  $\mathcal{S}, \mathcal{S}', \mathcal{S}''$  can

belong to the same partition  $\mathcal{R}^{(k)}$ . Thus,  $\mathcal{K}(\mathcal{S}'), \mathcal{K}(\mathcal{S}), \mathcal{K}(\mathcal{S}'')$  are disjoint. Because this is true for any  $\mathcal{S}' \in \text{an}(\mathcal{S})$  and  $\mathcal{S}'' \in \text{de}(\mathcal{S})$ , this shows  $\mathcal{K}(\text{an}(\mathcal{S})), \mathcal{K}(\mathcal{S})$ , and  $\mathcal{K}(\text{de}(\mathcal{S}))$  are disjoint.

Now consider any  $z \in \mathcal{S}$ . By the proof of (i),  $\mathcal{S}$  is in a nested sequence consisting of  $\mathcal{S}_z^{(1)}, \dots, \mathcal{S}_z^{(K)}$ . Hence,  $\mathcal{K}(\text{an}(\mathcal{S})) \cup \mathcal{K}(\mathcal{S}) \cup \mathcal{K}(\text{de}(\mathcal{S})) = \mathcal{K}(\text{an}(\mathcal{S}) \cup \{\mathcal{S}\} \cup \text{de}(\mathcal{S})) = [K]$ .

(iii) The first result follows immediately from the fact that  $\text{an}(\mathcal{S}') = \text{an}(\mathcal{S}) \cup \{\mathcal{S}\}$ . The second result is true because both  $\mathcal{K}(\{\mathcal{S}'\} \cup \text{de}(\mathcal{S}'))$  and  $\mathcal{K}(\text{de}(\mathcal{S}))$  are equal to  $[K] \setminus \mathcal{K}(\text{an}(\mathcal{S}) \cup \{\mathcal{S}\})$ .  $\square$

### A.3 Proof of Lemma 3

*Proof.* First, we claim that for any  $j, k \in [K]$  and  $z \in \mathcal{Z}$ , given that  $\mathbf{Z} \in \mathcal{S}_z^{(j)} \cap \mathcal{S}_z^{(k)}$ ,  $P^{(k)}(\mathbf{Z}, \mathbf{W})$  only depends on  $\mathbf{Z}$  through  $T_z^{(k)}(\mathbf{Z}, \mathbf{W})$ . This is true because of the definition of the p-value (1) and the invariance of the conditioning sets and test statistics (so  $\mathcal{S}_z^{(k)} = \mathcal{S}_z^{(k)}$  and  $T_z(\cdot, \cdot) = T_z(\cdot, \cdot)$ ).

Now fix  $\mathcal{S} \in \mathcal{R}^{[K]}$  (which means  $\mathcal{S} = \mathcal{S}_z$  for some  $z$ ) and consider any  $j \in \mathcal{K}(\mathcal{S})$ . Let  $\mathcal{J} = \mathcal{K}(\text{an}(\mathcal{S}) \cup \{\mathcal{S}\})$ . By Lemma 1,  $\mathcal{S}_z^{(j)} \cap \mathcal{S}_z^{(k)} = \mathcal{S}_z^{(j)} = \mathcal{S}$  for any  $k \in \mathcal{J}$ . Thus, the conditional independence (6) implies that

$$T^{(j)}(\mathbf{Z}, \mathbf{W}) \perp\!\!\!\perp (T^{(k)}(\mathbf{Z}, \mathbf{W}))_{k \in \mathcal{J} \setminus \{j\}} \mid \mathbf{Z} \in \mathcal{S}, \mathbf{W}.$$

By using the claim in the previous paragraph, this shows that the conclusion in Lemma 3 is true.  $\square$

### A.4 Proof of Lemma 4

*Proof.* Let  $\psi^{(k)} = \psi^{(k)}(\mathbf{Z}, \mathbf{W}) = 1_{\{P^{(k)}(\mathbf{Z}, \mathbf{W}) \leq \alpha^{(k)}\}}$  for  $k \in [K]$ , so the left-hand side of (11) can be written as

$$\mathbb{P}\{P^{(1)}(\mathbf{Z}, \mathbf{W}) \leq \alpha^{(1)}, \dots, P^{(K)}(\mathbf{Z}, \mathbf{W}) \leq \alpha^{(K)} \mid \mathbf{Z} \in \mathcal{S}, \mathbf{W}\} = \mathbb{E}\left\{\prod_{k=1}^K \psi^{(k)} \mid \mathbf{Z} \in \mathcal{S}, \mathbf{W}\right\}.$$

We prove Lemma 4 by induction. First, consider any leaf node in the Hasse diagram, that is, any  $\mathcal{S} \in \mathcal{R}^{[K]}$  such that  $\text{ch}(\mathcal{S}) = \emptyset$ . By Lemma 2,  $\mathcal{K}(\mathcal{S}) \cup \mathcal{K}(\text{an}(\mathcal{S})) = [K]$ . Then by Lemma 3,  $\psi^{(j)} \perp\!\!\!\perp (\psi^{(k)})_{k \in \mathcal{K}(\mathcal{S}) \setminus \{j\}}$  for any  $j \in \mathcal{K}(\mathcal{S})$ . By using the validity of each CRT (Theorem 1), we obtain

$$\begin{aligned} \mathbb{E}\left\{\prod_{k=1}^K \psi^{(k)} \mid \mathbf{Z} \in \mathcal{S}, \mathbf{W}\right\} &= \mathbb{E}\left\{\prod_{k \in \mathcal{K}(\text{an}(\mathcal{S}))} \psi^{(k)} \mid \mathbf{Z} \in \mathcal{S}, \mathbf{W}\right\} \prod_{j \in \mathcal{K}(\mathcal{S})} \mathbb{E}\{\psi^{(j)} \mid \mathbf{Z} \in \mathcal{S}, \mathbf{W}\} \\ &\leq \mathbb{E}\left\{\prod_{k \in \mathcal{K}(\text{an}(\mathcal{S}))} \psi^{(k)} \mid \mathbf{Z} \in \mathcal{S}, \mathbf{W}\right\} \prod_{j \in \mathcal{K}(\mathcal{S})} \alpha^{(j)}. \end{aligned}$$

This is exactly (11) for a leaf node. Now consider a non-leaf node  $\mathcal{S} \in \mathcal{R}^{[K]}$  (so  $\text{ch}(\mathcal{S}) \neq \emptyset$ ) and suppose (11) holds for any descendant of  $\mathcal{S}$ . We have

$$\begin{aligned}
& \mathbb{E} \left\{ \prod_{k=1}^K \psi^{(k)} \mid \mathbf{Z} \in \mathcal{S}, \mathbf{W} \right\} \\
&= \mathbb{E} \left\{ \sum_{\mathcal{S}' \in \text{ch}(\mathcal{S})} 1_{\{\mathbf{Z} \in \mathcal{S}'\}} \mathbb{E} \left\{ \prod_{k=1}^K \psi^{(k)} \mid \mathbf{Z} \in \mathcal{S}', \mathbf{W} \right\} \mid \mathbf{Z} \in \mathcal{S}, \mathbf{W} \right\} \quad (\text{By Lemma 2(i)}) \\
&\leq \mathbb{E} \left\{ \sum_{\mathcal{S}' \in \text{ch}(\mathcal{S})} 1_{\{\mathbf{Z} \in \mathcal{S}'\}} \mathbb{E} \left\{ \prod_{k \in \mathcal{K}(\text{an}(\mathcal{S}'))} \psi^{(k)} \mid \mathbf{Z} \in \mathcal{S}', \mathbf{W} \right\} \prod_{j \in \mathcal{K}(\{\mathcal{S}'\} \cup \text{de}(\mathcal{S}'))} \alpha^{(j)} \mid \mathbf{Z} \in \mathcal{S}, \mathbf{W} \right\} \\
&\quad (\text{By the induction hypothesis}) \\
&= \mathbb{E} \left\{ \prod_{k \in \mathcal{K}(\text{an}(\mathcal{S}) \cup \{\mathcal{S}\})} \psi^{(k)} \mid \mathbf{Z} \in \mathcal{S}, \mathbf{W} \right\} \prod_{j \in \mathcal{K}(\text{de}(\mathcal{S}))} \alpha^{(j)} \quad (\text{By Lemma 2(iii)}) \\
&= \mathbb{E} \left\{ \prod_{k \in \mathcal{K}(\text{an}(\mathcal{S}))} \psi^{(k)} \mid \mathbf{Z} \in \mathcal{S}, \mathbf{W} \right\} \prod_{j \in \mathcal{K}(\mathcal{S})} \mathbb{E} \{ \psi^{(j)} \mid \mathbf{Z} \in \mathcal{S}, \mathbf{W} \} \prod_{j \in \mathcal{K}(\text{de}(\mathcal{S}))} \alpha^{(j)} \\
&\quad (\text{By Lemma 2(ii) and Lemma 3}) \\
&\leq \mathbb{E} \left\{ \prod_{k \in \mathcal{K}(\text{an}(\mathcal{S}))} \psi^{(k)} \mid \mathbf{Z} \in \mathcal{S}, \mathbf{W} \right\} \prod_{j \in \mathcal{K}(\{\mathcal{S}\} \cup \text{de}(\mathcal{S}))} \alpha^{(j)}. \quad (\text{By Theorem 1})
\end{aligned}$$

By induction, this shows that (11) holds for all  $\mathcal{S} \in \mathcal{R}^{[K]}$ .  $\square$

## A.5 Proof of Theorem 2

*Proof.* Lemma 1 shows that  $\overline{\mathcal{R}}^{[K]} \subseteq \mathcal{R}^{[K]}$ , thus (11) holds for every  $\mathcal{S} \in \overline{\mathcal{R}}^{[K]} \subseteq \mathcal{R}^{[K]}$ . Moreover, any  $\mathcal{S} \in \overline{\mathcal{R}}^{[K]}$  has no superset in  $\mathcal{R}^{[K]}$  and thus has no ancestors in the Hasse diagram. This means that the right-hand side of (11) is simply  $\prod_{k=1}^K \alpha^{(k)}$ . Because  $\overline{\mathcal{G}}^{[K]}$  is the  $\sigma$ -algebra generated by the events  $\{\mathbf{Z} \in \mathcal{S}\}$  for  $\mathcal{S} \in \overline{\mathcal{R}}^{[K]}$ , equation (7) holds. Finally, equation (8) holds trivially by taking the expectation of (7) over  $\overline{\mathcal{G}}^{[K]}$ .  $\square$

## A.6 Proof of Proposition 3

We denote the units used in the  $k$ -th test by  $\mathcal{I}^{(k)} = \mathcal{I}_0^{(k)} \cup \mathcal{I}_1^{(k)}$ . We denote the treatment variables and outcomes used in the  $k$ -th test by  $\mathbf{A}^{(k)} = (A_i : i \in \mathcal{I}^{(k)})$  and  $\mathbf{Y}^{(k)} = (Y_i^{(k)} : i \in \mathcal{I}^{(k)})$ , respectively. We define the difference-in-means statistics in the  $k$ -th test as

$$T(\mathbf{A}^{(k)}, \mathbf{Y}^{(k)}) = \sqrt{N}(\bar{Y}_1^{(k)} - \bar{Y}_0^{(k)}), \quad (20)$$



where the average outcomes are given by

$$\bar{Y}_1^{(k)} = (N_1^{(k)})^{-1} \sum_{i \in \mathcal{I}^{(k)}} A_i^{(k)} Y_{ik} \quad \text{and} \quad \bar{Y}_0^{(k)} = (N_0^{(k)})^{-1} \sum_{i \in \mathcal{I}^{(k)}} (1 - A_i^{(k)}) Y_{ik}.$$

Let  $\mathbf{W}^{(k)} = (Y_i^{(k)}(0), Y_i^{(k)}(1) : i \in \mathcal{I}^{(k)})$ . The randomization distribution in the  $k$ -th test is

$$\hat{G}^{(k)}(b^{(k)}) = \mathbb{P}^* \{ T(\mathbf{A}_*^{(k)}, \mathbf{Y}^{(k)}(\mathbf{A}_*^{(k)})) \leq b^{(k)} \mid \mathbf{W}^{(k)} \}$$

where  $\mathbf{A}_*^{(k)}$  is a permutation of  $\mathbf{A}^{(k)}$ , i.e.,  $\mathbf{A}_*^{(k)}$  is drawn from the same uniform assignment distribution as  $\mathbf{A}^{(k)}$ . Under assumption (i), using the bivariate Central Limit Theorem,

$$\left( T(\mathbf{A}^{(k)}, \mathbf{Y}^{(k)}), T(\mathbf{A}_*^{(k)}, \mathbf{Y}^{(k)}(\mathbf{A}_*^{(k)})) \right) \xrightarrow{d} (T_\infty^{(k)}, T_{\infty,*}^{(k)}),$$

where  $T_\infty^{(k)}$  and  $T_{\infty,*}^{(k)}$  are independent, each with a common c.d.f  $G^{(k)}(\cdot)$ . By [Lehmann and Romano \(2006, Theorem 15.2.3\)](#),

$$\hat{G}^{(k)}(b^{(k)}) \xrightarrow{P} G^{(k)}(b^{(k)})$$

for every  $b^{(k)}$  which is a continuity point of  $G^{(k)}(\cdot)$ .

Under assumptions (i), (ii) and the zero-effect null hypothesis  $H_0^{(k)}$ , following [Lehmann and Romano \(2006, Theorem 15.2.5\)](#), we have

$$T_\infty^{(k)} \sim g_0^{(k)} = \mathcal{N}(0, V_\infty^{(k)}), \quad (21)$$

where the variance  $V_\infty^{(k)}$  takes the form

$$V_\infty^{(k)} = 1/\Lambda^{(k)} = \frac{N}{N_0^{(k)}} \text{Var} [Y^{(k)}(1)] + \frac{N}{N_1^{(k)}} \text{Var} [Y^{(k)}(0)].$$

This expression of the asymptotic variance can be found in [Imbens and Rubin \(2015, Section 6.4\)](#). For completeness, an alternative derivation is provided in [Appendix A.6.1](#). Under assumptions (i), (ii) and the constant effect alternative hypothesis  $H_1^{(k)}$  (with  $\tau = h/\sqrt{N}$ ), we have

$$T_\infty^{(k)} \sim g_1^{(k)} = \mathcal{N}(h, V_\infty^{(k)}). \quad (22)$$

The c.d.f of  $T_\infty^{(k)}$  under  $H_0^{(k)}$  and  $H_1^{(k)}$  are given by

$$G_0^{(k)}(b^{(k)}) = \Phi \left( b^{(k)} / \sqrt{V_\infty^{(k)}} \right) \quad \text{and} \quad G_1^{(k)}(b^{(k)}) = \Phi \left( [b^{(k)} - h] / \sqrt{V_\infty^{(k)}} \right).$$

Let  $\tilde{b}^{(k)} = [G_0^{(k)}]^{-1}(p^{(k)})$ . The p-value density function under  $H_1^{(k)}$  can be rewritten as

$$f_1^{(k)}(p^{(k)}) = g_1^{(k)}(\tilde{b}^{(k)}) \left| \frac{d\tilde{b}^{(k)}}{dp^{(k)}} \right| = g_1^{(k)}(\tilde{b}^{(k)}) \left| \left( [G_0^{(k)}]'(\tilde{b}^{(k)}) \right)^{-1} \right| = g_1^{(k)}(\tilde{b}^{(k)}) / g_0^{(k)}(\tilde{b}^{(k)}).$$

Since the p-values from the permutation tests follow a standard uniform distribution under the null, the log-likelihood ratio of the p-values  $P^{(1)} \dots, P^{(K)}$  is given by

$$\sum_{k=1}^K \log \left[ f_1^{(k)}(p^{(k)}) \right] = \sum_{k=1}^K \log \left[ \frac{g_1^{(k)}(\tilde{b}^{(k)})}{g_0^{(k)}(\tilde{b}^{(k)})} \right] \propto \sum_{k=1}^K \sqrt{\Lambda^{(k)}} \Phi^{-1}(p^{(k)}).$$

Using the p-value weights  $\Lambda^{(k)}, k \in [K]$ , from the log-likelihood ratio, we obtain

$$T_\infty = \sum_{k=1}^K w_\infty^{(k)} \Phi^{-1}(P^{(k)}) \quad \text{where} \quad w_\infty^{(k)} = \sqrt{\frac{\Lambda^{(k)}}{\sum_{j=1}^K \Lambda^{(j)}}}. \quad (23)$$

### A.6.1 Additional proof for Equation (21)

Lehmann and Romano (2006, Theorem 15.2.3) uses the fact that under assumptions (i) and (ii),  $V_\infty^{(k)} = \text{Var}[T(\mathbf{A}^{(k)}, \mathbf{Y}^{(k)})]$ , but leaves the calculation of  $\text{Var}[T(\mathbf{A}^{(k)}, \mathbf{Y}^{(k)})]$  (their Equation 15.15) as an exercise for readers. Here we provide the calculation to complete our proof for (21). To simplify the exposition, we let  $m = N_1^{(k)}$ ,  $n = N_0^{(k)}$ . Suppose that  $\mathcal{I}^{(k)} = [m+n]$ ,  $\mathcal{I}_1^{(k)} = [m]$  and  $\mathcal{I}_0^{(k)} = \{m+1, \dots, m+n\}$ , and that

$$\mathbf{Y}^{(k)} = (\underbrace{Y_1^{(k)}, \dots, Y_m^{(k)}}_{\text{treated outcomes}}, \underbrace{Y_{m+1}^{(k)}, \dots, Y_{m+n}^{(k)}}_{\text{control outcomes}}).$$

Let  $\Pi = [\Pi(1), \dots, \Pi(m+n)]$  be an independent random permutation of  $1, \dots, m+n$ . We rewrite the difference-in-means statistics (20) as

$$T := T(\mathbf{A}^{(k)}, \mathbf{Y}^{(k)}) = \frac{\sqrt{N}}{m} \sum_{i=1}^{m+n} E_i Y_i^{(k)}, \quad \text{where} \quad E_i = \begin{cases} 1 & \text{if } \Pi(i) \leq m \\ -m/n & \text{otherwise} \end{cases}, \forall i \in [m+n].$$

Let  $D$  be the number of  $i \leq m$  such that  $\Pi(i) \leq m$ . The value of  $T$  is determined by  $m - D$ , the number of units swapped between the treated group ( $i = 1, \dots, m$ ) and control group ( $i = m+1, \dots, m+n$ ). Since all the treated (control) units have the same outcome variance, it does not matter which units are swapped in computing the variance of  $T$ .

We first consider the case that  $m \leq n$ . Using the expectation of the hypergeometric distribution, we know

$$\mathbb{E}[D] = \sum_{d=0}^m \frac{\binom{m}{d} \binom{n}{m-d}}{\binom{m+n}{m}} d = \frac{m^2}{m+n}.$$

Let  $\sigma_1^2 = \text{Var}[Y^{(k)}(1)]$  and  $\sigma_0^2 = \text{Var}[Y^{(k)}(0)]$ . The variance of  $T$  is given by

$$\begin{aligned}
\text{Var}(T) &= \frac{N}{m^2} \sum_{d=0}^m \frac{\binom{m}{d} \binom{n}{m-d}}{\binom{m+n}{m}} \left[ d\sigma_1^2 + (m-d)\sigma_0^2 + (m-d)\frac{m^2}{n^2}\sigma_1^2 + (n-m+d)\frac{m^2}{n^2}\sigma_0^2 \right] \\
&= \frac{N}{m^2} \left[ \frac{m^2}{m+n}\sigma_1^2 + \frac{mn}{m+n}\sigma_0^2 + \frac{mn}{m+n}\frac{m^2}{n^2}\sigma_1^2 + \frac{m^2}{m+n}\sigma_0^2 \right] \\
&= \frac{N}{m^2} \left[ \frac{m^2}{n}\sigma_1^2 + m\sigma_0^2 \right] \\
&= \frac{N}{n}\sigma_1^2 + \frac{N}{m}\sigma_0^2.
\end{aligned}$$

If  $m > n$ , we let  $D$  denote the number of  $i \in \{m+1, \dots, m+n\}$  such that  $\Pi(i) \in \{m+1, \dots, m+n\}$ . Then,  $\mathbb{E}[D] = \frac{n^2}{m+n}$ , and

$$\begin{aligned}
\text{Var}(T) &= \frac{N}{m^2} \sum_{d=0}^n \frac{\binom{m}{d} \binom{n}{m-d}}{\binom{m+n}{n}} \left[ d\frac{m^2}{n^2}\sigma_0^2 + (n-d)\frac{m^2}{n^2}\sigma_1^2 + (n-d)\sigma_0^2 + (m-n+d)\sigma_1^2 \right] \\
&= \frac{N}{m^2} \left[ \frac{m^2}{m+n}\sigma_0^2 + \frac{mn}{m+n}\frac{m^2}{n^2}\sigma_1^2 + \frac{mn}{m+n}\sigma_0^2 + \frac{m^2}{m+n}\sigma_1^2 \right] \\
&= \frac{N}{m^2} \left[ \frac{m^2}{n}\sigma_1^2 + m\sigma_0^2 \right] \\
&= \frac{N}{n}\sigma_1^2 + \frac{N}{m}\sigma_0^2.
\end{aligned}$$

The variance is the same for  $m \leq n$  and  $m > n$ . This proves our claim and Equation 15.15 in [Lehmann and Romano \(2006\)](#):  $\text{Var}(m^{-1/2} \sum_{i=1}^{m+n} E_i Y_i^{(k)}) = \text{Var}(\sqrt{\frac{m}{N}} T) = \frac{m}{n}\sigma_1^2 + \sigma_0^2$ .

## A.7 Proof of Proposition 4

In Algorithm 1, the time steps in  $\mathcal{C}_j$  define a sequence of nested permutation tests. For example,  $\mathcal{C}_1 = \{1, 3, 5, 7\}$  defines CRTs 1,3,5 and  $\mathcal{C}_2 = \{2, 4, 6, 8\}$  defines CRTs 2,4,6 in Figure 2. Suppose that we only have one subset  $\mathcal{C} = \{c_1, \dots, c_K\}$  consists of  $K$  time points. We next prove the tests defined on  $\mathcal{C}$  are valid to combine. It suffices to show that the test statistics  $\hat{T} = \sum_{k=1}^K \hat{w}^{(k)} \Phi^{-1}(P^{(k)})$  stochastically dominates the random variable

$$\tilde{T} := \sum_{k=1}^K \hat{w}^{(k)} \Phi^{-1}(U^{(k)}) \sim \mathcal{N}\left(0, \sum_{k=1}^K [\hat{w}^{(k)}]^2\right) = \mathcal{N}(0, 1).$$

where each  $U^{(k)}$  is a standard uniform random variable. The second equality is achieved by the definition of  $\hat{w}^{(k)}, k \in [K]$ .

By conditioning on the potential outcomes  $(\mathbf{W}^{(k)}, k \in [K])$ , the weights  $\hat{w}^{(k)}, k \in [K]$ , are fixed. The derivation follows the same steps as Proposition 2 (the conditioning on  $\mathbf{W}$ 's is suppressed). By construction,  $c_1 < \dots < c_K$  and the conditioning sets  $\mathcal{S}^{(1)} \supseteq \dots \supseteq \mathcal{S}^{(K)}$

for all  $\mathbf{z} \in \mathcal{Z}$ . This implies that  $\mathcal{G}^{(1)} \subseteq \dots \subseteq \mathcal{G}^{(K)}$ . Conditioning on  $\mathcal{G}^{(k')}$ , the term  $\sum_{k=1}^{k'-1} \hat{w}^{(k)} \Phi^{-1}(P^{(k)})$  is fixed. By the law of iterated expectation,

$$\begin{aligned}
\mathbb{E} \left[ 1 \left\{ \hat{T} \leq b \right\} \right] &= \mathbb{E} \left[ 1 \left\{ \hat{w}^{(K)} \Phi^{-1}(P^{(K)}) \leq b - \sum_{k=1}^{K-1} \hat{w}^{(k)} \Phi^{-1}(P^{(k)}) \right\} \right] \\
&= \mathbb{E} \left( \mathbb{E} \left[ 1 \left\{ \hat{w}^{(K)} \Phi^{-1}(P^{(K)}) \leq b - \sum_{k=1}^{K-1} \hat{w}^{(k)} \Phi^{-1}(P^{(k)}) \right\} \mid \mathcal{G}^{(K)} \right] \right) \\
&\leq \mathbb{E}_{U^{(K)}} \left( \mathbb{E} \left[ 1 \left\{ \hat{w}^{(K)} \Phi^{-1}(U^{(K)}) \leq b - \sum_{k=1}^{K-1} \hat{w}^{(k)} \Phi^{-1}(P^{(k)}) \right\} \mid U^{(K)} \right] \right) \\
&= \mathbb{E}_{U^{(K)}} \left( \mathbb{E} \left[ 1 \left\{ \hat{w}^{(K-1)} \Phi^{-1}(P^{(K-1)}) \leq b - \sum_{k=1}^{K-2} \hat{w}^{(k)} \Phi^{-1}(P^{(k)}) \right. \right. \right. \\
&\quad \left. \left. \left. - \hat{w}^{(K)} \Phi^{-1}(U^{(K)}) \right\} \mid \mathcal{G}^{(K-1)}, U^{(K)} \right] \right) \\
&\leq \mathbb{E}_{U^{(K-1)}, U^{(K)}} \left( \mathbb{E} \left[ 1 \left\{ \hat{w}^{(K-1)} \Phi^{-1}(U^{(K-1)}) \leq b - \sum_{k=1}^{K-2} \hat{w}^{(k)} \Phi^{-1}(P^{(k)}) \right. \right. \right. \\
&\quad \left. \left. \left. - \hat{w}^{(K)} \Phi^{-1}(U^{(K)}) \right\} \mid U^{(K-1)}, U^{(K)} \right] \right) \\
&\vdots \\
&\leq \mathbb{E}_{U^{(1)}, \dots, U^{(K)}} \left( \mathbb{E} \left[ 1 \left\{ \sum_{k=1}^K \hat{w}^{(k)} \Phi^{-1}(U^{(k)}) \leq b \right\} \mid U^{(1)}, \dots, U^{(K)} \right] \right) \\
&= \mathbb{E} \left[ 1 \left\{ \tilde{T} \leq b \right\} \right].
\end{aligned}$$

The inequalities are attained by the validity of the p-values  $P^{(1)}, \dots, P^{(K)}$ , i.e., each  $P^{(k)}$  stochastically dominates the standard uniform variable  $U^{(k)}$ . Since  $\hat{T}$  stochastically dominates the standard normal random variable  $\tilde{T}$ ,

$$\mathbb{P}\{\hat{P} \leq \alpha\} = \mathbb{P}\{\Phi(\hat{T}) \leq \alpha\} \leq \mathbb{P}\{\Phi(\tilde{T}) \leq \alpha\} = \alpha \quad (24)$$

The last equality is achieved by the fact that  $\Phi(\tilde{T})$  is a standard uniform random variable.

Suppose that Algorithm 1 creates multiple subsets  $\mathcal{C}_j, j \in [J]$ . Applying the same proof to the tests defined on each  $\mathcal{C}_j$ , we will have

$$\mathbb{E} \left[ 1 \left\{ \hat{T}_j \leq b \right\} \right] \leq \mathbb{E} \left[ 1 \left\{ \tilde{T}_j \leq b \right\} \right]$$

where  $\hat{T}_j = \sum_{c \in \mathcal{C}_j} \hat{w}^{(c)} \Phi(P^{(c)})$  and  $\tilde{T}_j = \sum_{c \in \mathcal{C}_j} \hat{w}^{(c)} \Phi(U^{(c)}) \sim \mathcal{N}\left(0, \sum_{c \in \mathcal{C}_j} [\hat{w}^{(c)}]^2\right)$ . Because of sample splitting, we can combine the p-values from the tests based on different  $\mathcal{C}_j$ . The test statistics  $\hat{T} = \sum_{j \in \mathcal{J}} \hat{T}_j$  stochastically dominates the random variable

$$\tilde{T} = \sum_{j \in \mathcal{J}} \tilde{T}_j \sim \mathcal{N}\left(0, \sum_{j \in \mathcal{J}} \sum_{c \in \mathcal{C}_j} [\hat{w}^{(c)}]^2\right) = \mathcal{N}(0, 1),$$

which implies that (24) still holds for the combined p-value  $\hat{P} = \Phi(\hat{T})$ .

## B Confidence intervals from randomization tests

Here we describe how to invert (a combination of) permutation tests and the complexity involves; see also [Ernst \(2004, Section 3.4\)](#) for an introduction. Consider a completely randomized experiment with treated outcomes  $(Y_1, \dots, Y_m)$  and control outcomes  $(Y_{m+1}, \dots, Y_{m+n})$ . Consider the constant effect null hypothesis

$$H_0 : Y_i(1) = Y_i(0) + \Delta, \forall i \in [m+n],$$

We can implement a permutation test for  $H_0$  by testing the zero-effect hypothesis on the shifted outcomes  $\mathbf{Y}_\Delta = (Y_1 - \Delta, \dots, Y_m - \Delta, Y_{m+1}, \dots, Y_{m+n})$ .

To construct a confidence interval for the true constant treatment effect  $\tau$ , we can consider all values of  $\Delta$  for which we do not reject  $H_0$ . We define the left and right tails of the randomization distribution of  $T(\mathbf{Z}^*, \mathbf{Y}_\Delta)$  by

$$P_1(\Delta) = \mathbb{P}^*\{T(\mathbf{Z}^*, \mathbf{Y}_\Delta) \leq T(\mathbf{Z}, \mathbf{Y}_\Delta)\} \text{ and } P_2(\Delta) = \mathbb{P}^*\{T(\mathbf{Z}^*, \mathbf{Y}_\Delta) \geq T(\mathbf{Z}, \mathbf{Y}_\Delta)\},$$

where  $\mathbf{Z} = [\mathbf{1}_m/m, -\mathbf{1}_n/n]$  is observed assignment,  $\mathbf{Z}^*$  is a permutation of  $\mathbf{Z}$ ,  $T$  is the test statistics, e.g., difference-in-means,  $T(\mathbf{Z}, \mathbf{Y}_\Delta) = \mathbf{Z}^\top \mathbf{Y}_\Delta$ . The complexity of computing  $P_1(\Delta)$  and  $P_2(\Delta)$  with  $b$  different permutations is  $O(mb + nb)$ . The two-sided  $(1 - \alpha)$ -confidence interval for  $\Delta$  is given by

$$[\Delta_L, \Delta_U] := \left[ \min_{P_2(\Delta) > \alpha/2} \Delta, \max_{P_1(\Delta) > \alpha/2} \Delta \right].$$

We use a grid search to approximately find the minimum and maximum  $\Delta$  in  $[\Delta_L, \Delta_U]$ . Since  $P_1(\Delta)$  and  $P_2(\Delta)$  are monotone functions of  $\Delta$ , we can also consider obtaining the optimal  $\Delta$ 's via a root-finding numerical method (see e.g. [Garthwaite, 1996](#)).

Inverting a combination of permutation tests can be done similarly. For example, by searching the same  $\Delta$ 's for every permutation test, the lower confidence bound  $\Delta_L$  is given by the minimum  $\Delta$  under which the p-value of the combined test (e.g.  $\hat{P}$  in [Proposition 4](#)) is larger than  $\alpha/2$ . The complexity of inverting a combined test scales linearly in terms of the number of tests. The total complexity is manageable as long as the numbers of units and permutations are not very large at the same time. If we have covariates information in the dataset, we can consider fitting a linear regression model (with basis functions for nonlinearity). We can compute the matrix inversion in the least-squares solution once, then update the solution by shifting the outcome vector with different  $\Delta$ 's. Inverting the test returns an interval with coverage probability approximately equal to  $1 - \alpha$ . When the probability is slightly below  $1 - \alpha$ , we can decrease  $\alpha$  by a small value (e.g. 0.0025) gradually and reconstruct the interval based on the previously searched  $\Delta$ 's. We stop if we obtain an interval with coverage probability above  $1 - \alpha$ .