

Entanglement scaling for $\lambda\phi^4_2$

Bram Vanhecke,¹ Frank Verstraete,¹ and Karel Van Acoleyen¹

¹*Department of Physics and Astronomy, University of Ghent, Krijgslaan 281, 9000 Gent, Belgium*

We study the $\lambda\phi^4$ model in $0+2$ dimensions at criticality, and effectuate a simultaneous scaling of UV and IR physics. We demonstrate that the order parameter ϕ , the correlation length ξ and quantities like ϕ^3 and the entanglement entropy exhibit useful double scaling properties. The calculations are performed with boundary matrix product state methods on tensor network representations of the partition function, though the technique is equally applicable outside the realm of tensor networks. We find the value $\alpha_c = 11.09698(31)$ for the critical point, improving on previous results.

I. INTRODUCTION

Scaling is one of the most profound concepts in modern day physics, as it plays a crucial role in the understanding and simulation of many-body systems that exhibit critical infrared (IR) behavior^{1–3}. Furthermore, for quantum field theories (QFTs) defined on the lattice, the continuum limit emerges precisely in the scaling behavior towards the ultraviolet (UV) critical point^{4–7}. In this context, QFTs with a second order phase transition – of which $D = 2$ $\lambda\phi^4$ is the archetypal example – hold a particular place. They are subject to both types of scaling, with the UV scaling defining the QFT, and the IR scaling towards the QFT phase transition arising from the conformal field theory (CFT) underlying the IR.

The typical procedure to study such a model with double critical behavior is to choose some values of the UV cut-off, for each of them determine the effective critical point, and extrapolate. Calculating all these critical points goes exactly as one would for any lattice model, typically using the IR scaling properties, through distinct power-laws or scaling hypotheses^{8–11}. It should thus be clear that each of those effective critical points are expensive to calculate, requiring many different values of the coupling and the IR cut-off (typically system size L , or in tensor network studies a bond dimension χ). So, for a given number of considered UV cut-offs there are orders of magnitude more data points required to calculate all the effective critical points.

In this paper we will investigate how one could go about leveraging both the UV and IR scaling properties, to simultaneously use all data points in one fit for the continuum critical point. The technique builds and improves upon a previous work¹² and entails constructing quantities that are scale invariant w.r.t. both the IR and UV scaling, using them to effectuate a double collapse of all the data.

Numerical calculations are done within the tensor network (TN) framework: The regularized model is expressed as a square lattice TN that is contracted by determining the approximate matrix product state¹³ (MPS) fixed point of the matrix product operator¹⁴ (MPO) transfer matrix, with the vumps¹⁵

algorithm. The finite bond dimension of the MPS introduces finite entanglement effects similar to finite size effects^{16–18}. In the entanglement scaling hypothesis¹² for MPS, a quantity, δ , has been identified which acts as an inverse system size L^{-1} under scaling, and has to be used as a substitute for χ to label the MPS results. The finite bond dimension effects will thus be handled using the scaling properties, in exactly the same way as one would for calculations performed at finite size³. It is thus clear that our analysis can be straightforwardly applied to Hamiltonian methods¹⁹ or approaches based on the corner transfer matrix method (CTM)^{20–22}, for which the entanglement scaling hypothesis also holds, and furthermore our method can be trivially adapted to methods with finite lattice size effects like Monte Carlo or exact diagonalization.

We will first review the model, then construct the aforementioned scale invariant quantities, and finally, we discuss the results obtained by optimizing the collapses.

II. THE MODEL

We start from the euclidean action:

$$\mathcal{L}(\phi) = \frac{1}{2} \partial_\mu \phi \partial^\mu \phi + \frac{1}{2} \mu_0^2 \phi^2 + \frac{1}{4} \lambda_0 \phi^4 \quad (1)$$

where ϕ is a real function of $2-D$ space. This is a superrenormalizable QFT at the perturbative level²³ and it has been proven²⁴ that his model gives rise to a non-trivial theory at the full non-perturbative level. The model has a \mathbb{Z}_2 symmetry breaking phase transition in the Ising universality class, at a coupling that is beyond the reach of standard perturbation theory.

We study this model using lattice regularization, discretizing both space and time. The space-time integral thus becomes a sum over lattice sites i where each site has a real valued degree of freedom ϕ_i , the derivative is replaced with a difference of nearest neighbor ϕ values, and the path integral becomes an product of integrals $\int d\phi_i$ for every site:

$$Z = \int \prod_i d\phi_i e^{-\sum_{\langle i,j \rangle} \frac{1}{2} (\phi_i - \phi_j)^2 - \sum_i \frac{1}{2} \mu^2 \phi_i^2 + \frac{1}{4} \lambda \phi_i^4}, \quad (2)$$

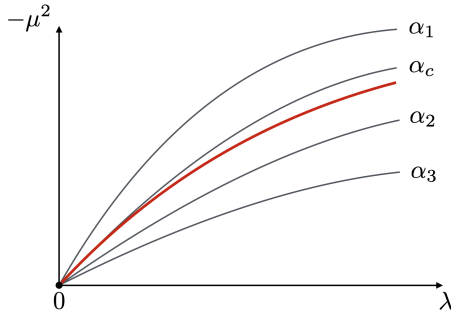


FIG. 1. Sketch of the phase diagram of the lattice model (2) in the $(-\mu^2, \lambda)$ plane, with the critical line in red, and also some lines describing different continuum limits (eq. 3). The prime goal of our simulations is to find the critical α_c , for which the continuum limit converges to the critical line for $\lambda \rightarrow 0$.

The above partition function can be written as a tensor network of finite bond dimension by discretizing ϕ_i , the details of which are in Appendix A. Different than previous approaches^{25,26}, our approach is distinguished by arbitrary precision, optimal bond dimension, and minimal computational cost.

III. CONTINUUM LIMIT

To extract the continuum theory from this lattice model one should vary the parameters μ and λ such that every conceivable linear length scale becomes proportional to all others as they diverge. From perturbation we get the precise prescription for taking this QFT $a \rightarrow 0$ continuum limit²⁶:

$$\begin{aligned} \mu^2 &= \lambda\alpha - 3\lambda A(\lambda\alpha) \\ A(x) &= \int_0^\pi \int_0^\pi \frac{dydz}{x + 4\sin(y)^2 + 4\sin(z)^2} \quad (3) \\ \lambda &= a^2 \end{aligned}$$

The function $A(x)$ corresponds to the (one-loop) tadpole diagram of the mass renormalization for our particular lattice regularization. For each α the above expression then parameterizes a continuum limit, with $a = \sqrt{\lambda}$ acting as an effective lattice spacing. See the illustration in Fig. 1. It is important to realize that the parameter α is universal, in the sense that it may be compared across different regularization schemes.

The presence of a second order phase transition of the QFT implies that the continuum correlation length $= \lim_{a \rightarrow 0} a\xi(a, \alpha)$ diverges as α is tuned to the critical value α_c . For the lattice model of Eq. 2 this means there must be a critical line in the (μ^2, λ) -plane that is parameterized by α_c , up to leading order in a . However, at $a \gg 0$, there will be finite cut-off effects that make this critical line deviate from a curve of constant α , effectively causing the critical value of α to shift with λ . This is illustrated in Fig. 1.

This issue cannot be overcome by simply working with small enough λ as the gains in decreased finite cut-off effects are vastly outweighed by the added computational cost of our MPS algorithms with large bond dimension. We will thus work with small but reasonable λ data and fit the subleading corrections that should be added to the definition of α , in Eq. 3, that are required to make the critical point constant with λ .

First, though, we will ignore these complications and build a scaling theory around $a \approx 0$ and $\alpha \approx \alpha_c$, and later add the necessary corrections. We will use the scaling properties of the UV, which follow from the existence of a continuum limit, and the scaling properties of the IR, caused by the second order phase transition. These two types of scaling are independent, and can thus be used to collapse 3-D data $O(\mu^2, \lambda, \chi)$ to a 1-D curve $\tilde{O}(\alpha)$.

IV. DOUBLE SCALING: UV AND IR

To do a UV scale transformation one should imagine doing an RG transformation as generally appearing in QFT: rescaling the cut-off, here the lattice spacing a , while keeping the continuum quantities fixed. The exponents of all the variables and observables are then determined by their response to such a transformation (up to leading order in a).

It thus follows from Eq. 3 that λ has UV scaling exponent 2, and α has exponent 0 since α is a continuum quantity that should be kept fixed. The lattice-correlation length ξ has UV exponent -1 , since $a\xi$ —the continuum correlation length—must remain constant when varying a . And, similarly the inverse linear system size L^{-1} (in lattice units), or its MPS counterpart δ , has exponent 1.

Since there is no wave-function renormalization needed for ϕ_2^4 in the continuum limit, the UV exponent of the field ϕ is simply 0, corresponding to its canonical dimension. To extend the number of observables, we have also considered the composite operator ϕ^3 . As such this operator is not properly defined for the QFT, as it has a UV divergence, arising from the tadpole contribution to the disconnected part, which evaluates to $3\langle\phi^2\rangle \times \phi \sim -\frac{3}{4\pi}\log(\lambda)\phi$ (see appendix C). We therefore subtract this divergence to define a regularized $\tilde{\phi}^3 = \phi^3 + \frac{3}{4\pi}\log(\lambda)\phi$. This finite operator $\tilde{\phi}^3$ then scales according to its canonical dimension, which is again 0.

Finally, we have also considered the entanglement entropy S as a QFT ‘observable’²⁷. From the diverging lattice correlation length at fixed α in the $a \rightarrow 0$ limit, and the Cardy-Calabrese²⁸ entanglement law we can anticipate $S \sim -\frac{c_{uv}}{6}\log(a)$, with c_{uv} the central charge of the free boson CFT $c_{uv} = 1$. By formally considering the quantity e^S , we can translate this log-

	UV exponent	IR exponent
λ	2	0
$\alpha - \alpha_c$	0	$1/\nu = 1$
L^{-1}, δ	1	1
ξ	-1	-1
ϕ	0	$\beta = 1/8$
$\phi^3 - \frac{3}{4\pi} \log(\lambda)\phi$	0	$\beta = 1/8$
$\exp(S)$	$-\frac{c_{uv}}{6} = -\frac{1}{6}$	$-\frac{c_{ir}}{6} = -\frac{1}{12}$

TABLE I. Summary of all the UV and IR scaling exponents

arithmetic scaling to a UV-exponent $-\frac{c_{uv}}{6}$.

Next, we consider the IR scaling, which can be understood as an RG-flow of the continuum theory. The IR exponent of λ is 0 as the continuum theory is independent of the lattice spacing $a = \sqrt{\lambda}$. The exponent $1/\nu$ of $\alpha - \alpha_c$ acts as temperature does in the Ising model and is equal to $\nu = 1$ in the Ising universality class. Regular lengths have their usual exponent, so the correlation length has IR exponent -1 , and L^{-1} and δ have exponent 1. As was found for the UV scaling of e^S , we similarly find that the IR exponent of e^S should be $-\frac{c_{ir}}{6}$, where $c_{ir} = 1/2$ is the central charge of the Ising CFT. Finally, the observables ϕ and ϕ^3 , and thus also $\tilde{\phi}^3$, act as \mathbb{Z}_2 order parameters with respect to the Ising critical point. They therefore have IR exponent β , which in this case is $1/8$. See Table I, for all UV and IR exponents.

We are now ready to construct scale invariant quantities from our 4 observables $O = \xi, \phi, \tilde{\phi}^3, e^S$. This is achieved by compensating for the UV exponent with appropriate factors of $\sqrt{\lambda}$ (the lattice spacing) and similarly for the IR exponent with factors of $\Delta = \delta/\sqrt{\lambda}$ (acting as an inverse system size in physical units) to construct an IR and UV scale invariant object \mathcal{O} :

$$\mathcal{O} = \lambda^{-d_{uv}/2} \Delta^{-d_{ir}} O. \quad (4)$$

Similarly we construct from $\alpha - \alpha_c$ a scale invariant quantity: $\Delta^{-1/\nu}(\alpha - \alpha_c)$.

A general data point consists of variables: μ^2 , λ , and the bond dimension χ , that map to an observable O . We then do a change of variable of χ to δ or $\Delta = \delta/\sqrt{\lambda}$ with improved scaling properties¹². Next, those four numbers are transformed to $\Delta^{-1/\nu}(\alpha - \alpha_c)$, λ , and $\alpha - \alpha_c$, that map to \mathcal{O} , representing a function that, by construction, does not have an explicit dependence on λ , or $\alpha - \alpha_c$. If everything works out, the 4-D data can hence be collapsed to a 2-D curve:

$$[\mu^2, \lambda, \chi, O] \rightarrow [\Delta^{-1/\nu}(\alpha - \alpha_c), \lambda^{-d_{uv}/2} \Delta^{-d_{ir}} O]. \quad (5)$$

V. CORRECTIONS

The critical point depends strongly on λ when simply using the definition in Eq.3, which is problematic for the UV- and IR-scaling that we hope to impose. This can be solved by adding corrections to α that make the lattice critical point α_c approximately constant as a function of λ .

We provide α with λ -corrections parameterized as follows:

$$\alpha \rightarrow \alpha + A\lambda \log(\lambda) + B\lambda + C\lambda^2 \log(\lambda)^2 + D\lambda^2 \log(\lambda) + E\lambda^2 + \dots \quad (6)$$

The first two terms have been observed before, see e.g.^{11,25}, and in the appendix D we show that the mass renormalization from the two-loop setting sun diagram with the lattice regularization (2) indeed produces terms of the form $\lambda \log \lambda/\lambda_0$. The subsequent terms in the series are simply products of the first two.

We also expect corrections for the observables O , since the above described scaling properties only hold true in the limit $\lambda \rightarrow 0$ and $\alpha - \alpha_c \rightarrow 0$. We give the same type of corrections as we considered for α :

$$O \rightarrow O \left(A_O + B_O \lambda \log(\lambda) + C_O \lambda + D_O \lambda^2 \log(\lambda)^2 + E_O \lambda^2 \log(\lambda) + F_O \lambda^2 + \dots \right). \quad (7)$$

These prefactors A_O, B_O, \dots can be given an $\alpha - \alpha_c$ dependence, to provide corrections to the IR behavior. In practice, it will only be needed to give A_O a linear dependence on $\alpha - \alpha_c$, and then only for the entanglement entropy. This type of correction to the IR scaling can be understood as compensating for the following generic form of the power law:

$$O \sim (\alpha - \alpha_c)^{\beta/\nu} \left(1 + A(\alpha - \alpha_c)^\omega + \dots \right). \quad (8)$$

This ω , and all exponents in subsequent terms, are universal, and are expected to be integers in the case of Ising type criticality.

The point is now that we have to adjust the parameters A, B, \dots of Eq. 6 and Eq. 7 such as to make the scaling properties in Table I hold true in the entire data set; in other words, they will be optimized such as to effectuate an optimal collapse of the data.

VI. FITTING PROCEDURE

We plot the four rescaled observables ξ , ϕ , $\tilde{\phi}^3$ and S versus the rescaled parameter $\Delta^{-1/\nu}(\alpha - \alpha_c)$ (see eq. 5), and optimize the average orthogonal distance from those data points to a fit function. The practical details of this are straightforward and presented in Appendix B. Note that we explicitly imposed that $\tilde{\phi}^3$

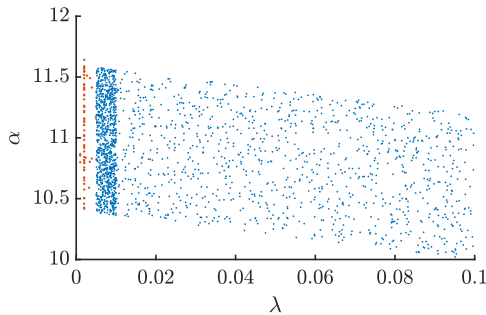


FIG. 2. A plot of the λ and α values used in the fits. The red bar indicates the part of the data that is not included in the preliminary fits and is used to estimate the out-of-sample error.

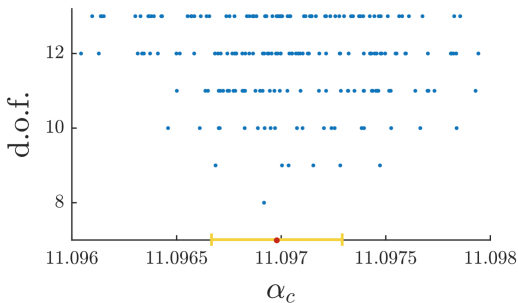


FIG. 3. For the 268 'good' fits (see text) : the value of α_c plotted versus the number of fit parameters that were included (α_c + the parameters in the scaling corrections). We use the median to estimate the best value of $\alpha_c = 11.09698(31)$ (indicated with a red dot), and an error bar is estimated with the median distance from that best value (yellow interval).

has the same scaling function (up to a global factor) as ϕ , since both correspond to the same operator in the continuum.

Our goal is to optimize the corrections (eqs. (6) and 7)) discussed in the previous section, and use the $\lambda > 0.001$ data to extrapolate to $\lambda = 0$. There is, however, a clear danger of including too many corrections that will over-optimize the fit for $\lambda \in [0.001, 0.1]$, leading to a bad extrapolation $\lambda \rightarrow 0$. Conversely, the same thing can happen if not enough corrections are included.

To remedy this, we perform all our fits, with various combinations of corrections included, taking into account all but the smallest λ data, indicated in Fig. 2, allowing us to see which fits permit extrapolation to smaller λ . Specifically, our criterion for labeling a certain set of corrections as 'good' is that they give a smaller average out-of-sample error (defined as the orthogonal distance to the optimized test-function) than in-sample, for all observables simultaneously. This extremely non-trivial demand can be made because all

the corrections are supposed to become smaller for small λ , it thus stands to reason that the small λ data perform best in the collapse, for a reasonable set of corrections.

VII. RESULTS

We calculated 2081 data points, each with a random $\lambda \in [0.001, 0.1]$, associated random α chosen close to the expected critical point, and a random MPS bond dimension $\chi \in [100, 200]$. It is thus entirely impossible to do the usual analysis, where $\alpha_c(\lambda)$ is calculated for a handful of λ 's and extrapolate to $\lambda = 0$. Figure 2 shows the distribution of λ 's in the data set.

We considered 372 different combinations of corrections (6) and (7), deemed reasonable from preliminary fits but varied enough to be unbiased to any specific set of corrections. From this we found 268 fits with a smaller out-of-sample than in-sample error. For all these 'good' fits we optimize again, this time using all the data, and plot the values for α_c versus the number of fitting parameters in Fig. 3.

For a single fit, there is no clear way to estimate the error on α_c with this technique. However, we can use the fact that there are many different fits to get an idea of the error bar, but notice that these different results are not strictly statistical independent. For our final value of α_c we take the median value of all good fits, while for the quoted error bar we take the median distance from this median value of α_c . This final result is compared with previous results in Table. II

The best fit, i.e. with the smallest out-of-sample error, obtained following corrections:

$$\alpha \rightarrow \alpha - 3.9 \lambda \log(\lambda) - 5.9 \lambda - 7.1 \lambda^2 \log(\lambda) + 3 \lambda^2 \quad (9)$$

$$\xi \rightarrow \xi (1 + 8.5e^{-4} \lambda \log(\lambda) + 1.6e^{-3} \lambda) \quad (10)$$

$$\phi \rightarrow \phi (1 + 1.1e^{-2} \lambda) \quad (11)$$

$$\tilde{\phi}^3 \rightarrow \tilde{\phi}^3 (1 - 5.9e^{-1} \lambda - 1.2 \lambda^2 \log(\lambda)^2 - 5.8e^{-1} \lambda^2 \log(\lambda)) \quad (12)$$

$$S \rightarrow S - 2e^{-2} (\alpha - \alpha_c), \quad (13)$$

where only two significant digits were included for readability.

The collapse plots for the best fits are shown in Fig. 4. From those fits, we can conclude that we absolutely need to include $\lambda \log \lambda$ and $\lambda^2 \log \lambda$ terms (those terms were not included in the previous work¹² and are responsible for the sub-optimal results there), but it also seems that the $\lambda^2 \log(\lambda)^2$, $\lambda^3 \log(\lambda)^3$ and $\lambda^3 \log(\lambda)^2$ terms should not be included. $\lambda^3 \log(\lambda)$ and λ^3 could help, but could not improve the out-of-sample error w.r.t. the set of corrections shown above. It is interesting to check whether the fit would allow for the calculation of the prefactors of the universal divergent terms (as usually determined by Feynman diagrams). If we fit the renormalization of the ϕ^3 , we find

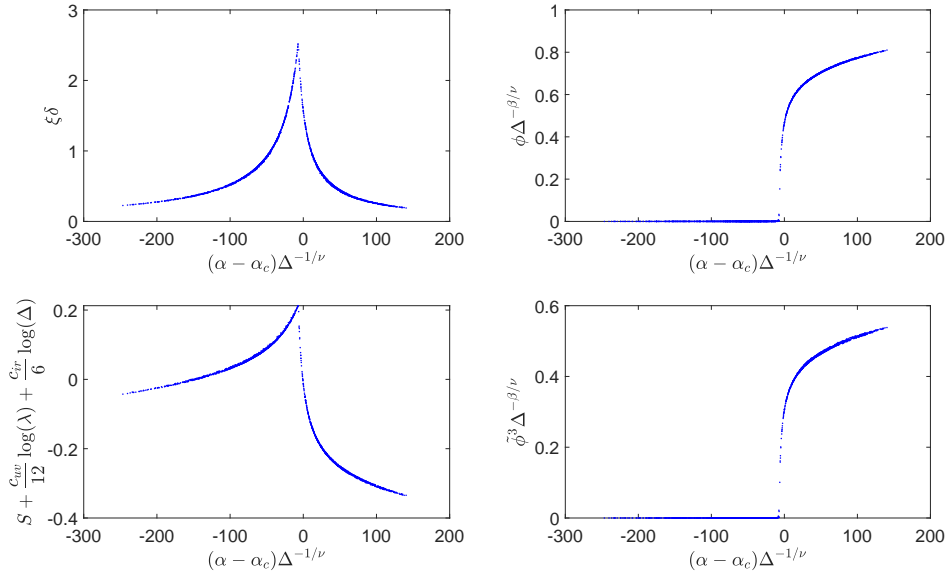


FIG. 4. TOP-LEFT: The rescaled correlation length ξ vs the rescaled coupling $\alpha - \alpha_c$. TOP-RIGHT: The order parameter ϕ vs the rescaled coupling $\alpha - \alpha_c$. BOTTOM-LEFT: The renormalized and rescaled order parameter $\tilde{\phi}^3$ vs the rescaled coupling $\alpha - \alpha_c$. BOTTOM-RIGHT: The logarithmically rescaled entanglement entropy S vs the rescaled coupling $\alpha - \alpha_c$.

Method	Year	α_c
MPS ¹⁹	2013	11.064(20)
Hamiltonian truncation ²⁹	2017	11.04(12)
Borel resummation ³⁰	2018	11.23(14)
Monte Carlo ¹⁰	2018	11.055(20)
TRG ²⁶	2019	10.913(56)
gilt-TNR ²⁵	2020	11.0861(90)
This work	2021	11.09698(31)

TABLE II. Comparison with some results from the literature.

a correction $-0.23888(65)\log(\lambda)\phi$, which should be compared with the analytical $\frac{3}{4\pi} \approx 0.23873$ used previously. Similarly, we could fit the critical exponents, and obtain $\beta = 0.1298$, $\nu = 0.98466$, $c_{ir} = 0.5114$ which demonstrates that the method for determining α_c is pretty insensitive to the exact exponents.

VIII. CONCLUSION

A critical QFT is something special. Like with any QFT the regulated model becomes UV critical as the cut-off is taken to infinity, but there is also an IR criticality due to the continuum phase transition. It thus has a sort of double criticality, each with a different

CFT description. In this work we have shown how, in the case of $\lambda\phi_2^4$, this feature allows for a double scaling analysis, giving rise to collapse plots for the different QFT observables, encapsulating both scaling behaviors in one go. In particular we have employed tensor network simulations, for which the hierarchy between the IR and UV cut-off is set by the entanglement gap δ . But we stress that our approach is more general, in the sense that it can be applied to any method that is confronted with both types of scaling, e.g. for Monte-Carlo lattice simulations where the IR/UV hierarchy is set by the number of lattice points. To the best of our knowledge this double scaling approach has not been used in aforementioned contexts. Furthermore, the double scaling approach is not restricted to $D = 2$ space-time dimensions or zero temperature. In particular it would be interesting to explore the double scaling also for $D > 2$ QFTs that exhibit a purported continuous phase transition, e.g. for Monte-Carlo simulations of the finite temperature chiral symmetry breaking transition for $N_f = 2$ massless QCD.

IX. ACKNOWLEDGMENTS

We would like to thank Rui-Zhen Huang for an interesting discussion on scale invariant quantities. This research is supported by ERC grant QUTE (647905) (BV, FV)

-
- ¹ Michael E. Fisher and Michael N. Barber, “Scaling theory for finite-size effects in the critical region,” *Phys. Rev. Lett.* **28**, 1516–1519 (1972).
 - ² E. Brézin, “An investigation of finite size scaling,” *J. Phys. France* **43**, 15 (1982).
 - ³ J.L. Cardy, *Finite-size Scaling*, Current physics (North-Holland, 1988).
 - ⁴ Martin Lüscher, Peter Weisz, and Ulli Wolff, “A Numerical method to compute the running coupling in asymptotically free theories,” *Nucl. Phys.* **B359**, 221–243 (1991).
 - ⁵ Karl Jansen, Chuan Liu, Martin Lüscher, Hubert Simma, Stefan Sint, Rainer Sommer, Peter Weisz, and Ulli Wolff, “Nonperturbative renormalization of lattice QCD at all scales,” *Phys. Lett.* **B372**, 275–282 (1996).
 - ⁶ K. G. Wilson and John B. Kogut, “The Renormalization group and the epsilon expansion,” *Phys. Rept.* **12**, 75–199 (1974).
 - ⁷ John B. Kogut, “An introduction to lattice gauge theory and spin systems,” *Rev. Mod. Phys.* **51**, 659–713 (1979).
 - ⁸ Will Loinaz and R. S. Willey, “Monte Carlo simulation calculation of critical coupling constant for continuum ϕ^4 in two-dimensions,” *Phys. Rev. D* **58**, 076003 (1998), arXiv:hep-lat/9712008.
 - ⁹ Tomasz Korzec, Ingmar Vierhaus, and Ulli Wolff, “Performance of a worm algorithm in theory at finite quartic coupling,” *Computer Physics Communications* **182**, 1477–1480 (2011).
 - ¹⁰ Simone Bronzin, Barbara De Palma, and Marco Guagnelli, “New Monte Carlo determination of the critical coupling in ϕ^4 theory,” *Phys. Rev. D* **99**, 034508 (2019), arXiv:1807.03381 [hep-lat].
 - ¹¹ David Schaich and Will Loinaz, “An Improved lattice measurement of the critical coupling in ϕ^4 theory,” *Phys. Rev. D* **79**, 056008 (2009), arXiv:0902.0045 [hep-lat].
 - ¹² B. Vanhecke, J. Haegeman, K. Van Acoleyen, L. Vanderstraeten, and F. Verstraete, “Scaling hypothesis for matrix product states,” *Phys. Rev. Lett.* **123**, 250604 (2019).
 - ¹³ Ignacio Cirac, David Perez-Garcia, Norbert Schuch, and Frank Verstraete, “Matrix Product States and Projected Entangled Pair States: Concepts, Symmetries, and Theorems,” (2020), arXiv:2011.12127 [quant-ph].
 - ¹⁴ Jutho Haegeman and Frank Verstraete, “Diagonalizing transfer matrices and matrix product operators: A medley of exact and computational methods,” *Annual Review of Condensed Matter Physics* **8**, 355–406 (2017), <https://doi.org/10.1146/annurev-conmatphys-031016-025507>.
 - ¹⁵ M. T. Fishman, L. Vanderstraeten, V. Zauner-Stauber, J. Haegeman, and F. Verstraete, “Faster methods for contracting infinite two-dimensional tensor networks,” *Phys. Rev. B* **98**, 235148 (2018).
 - ¹⁶ T. Nishino, K. Okunishi, and M. Kikuchi, “Numerical renormalization group at criticality,” *Physics Letters A* **213**, 69–72 (1996).
 - ¹⁷ F. Pollmann, S. Mukerjee, A. M. Turner, and J. E. Moore, “Theory of Finite-Entanglement Scaling at One-Dimensional Quantum Critical Points,” *Phys. Rev. Lett.* **102**, 255701 (2009).
 - ¹⁸ L. Tagliacozzo, T. R. de Oliveira, S. Iblisdir, and J. I. Latorre, “Scaling of entanglement support for matrix product states,” *Phys. Rev. B* **78**, 024410 (2008).
 - ¹⁹ Ashley Milsted, Jutho Haegeman, and Tobias J. Osborne, “Matrix product states and variational methods applied to critical quantum field theory,” *Phys. Rev. D* **88**, 085030 (2013).
 - ²⁰ T. Nishino and K. Okunishi, “Corner Transfer Matrix Renormalization Group Method,” *Journal of the Physical Society of Japan* **65**, 891 (1996).
 - ²¹ R. Orús and G. Vidal, “Simulation of two-dimensional quantum systems on an infinite lattice revisited: Corner transfer matrix for tensor contraction,” *Phys. Rev. B* **80**, 094403 (2009).
 - ²² P. Corboz, S. R. White, G. Vidal, and M. Troyer, “Stripes in the two-dimensional t-J model with infinite projected entangled-pair states,” *Phys. Rev. B* **84**, 041108 (2011).
 - ²³ Shau-Jin Chang, “Existence of a second-order phase transition in a two-dimensional ϕ^4 field theory,” *Phys. Rev. D* **13**, 2778–2788 (1976).
 - ²⁴ D. C. Brydges, J. Fröhlich, and A. D. Sokal, “A NEW PROOF OF THE EXISTENCE AND NON-TRIVIALITY OF THE CONTINUUM ϕ^4 in two-dimensions AND ϕ^4 in three-dimensions QUANTUM FIELD THEORIES,” *Commun. Math. Phys.* **91**, 141–186 (1983).
 - ²⁵ Clement Delcamp and Antoine Tilloy, “Computing the renormalization group flow of two-dimensional ϕ^4 theory with tensor networks,” *Phys. Rev. Research* **2**, 033278 (2020).
 - ²⁶ Daisuke Kadoh, Yoshinobu Kuramashi, Yoshifumi Nakamura, Ryo Sakai, Shinji Takeda, and Yusuke Yoshimura, “Tensor network analysis of critical coupling in two dimensional ϕ^4 theory,” *JHEP* **05**, 184 (2019), arXiv:1811.12376 [hep-lat].
 - ²⁷ Here we use the term ‘observables’ for quantities exhibiting a well posed continuum limit. The entanglement entropy is not an observable in the quantum information theoretic sense³¹.
 - ²⁸ Pasquale Calabrese and John Cardy, “Entanglement entropy and quantum field theory,” *Journal of Statistical Mechanics: Theory and Experiment* **2004**, P06002 (2004).
 - ²⁹ Joan Elias-Miro, Slava Rychkov, and Lorenzo G. Vitale, “High-Precision Calculations in Strongly Coupled Quantum Field Theory with Next-to-Leading-Order Renormalized Hamiltonian Truncation,” *JHEP* **10**, 213 (2017), arXiv:1706.06121 [hep-th].
 - ³⁰ Marco Serone, Gabriele Spada, and Giovanni Villadoro, “ ϕ^4 theory part i. the symmetric phase beyond nnnnnnnlo,” *Journal of High Energy Physics* **2018** (2018), 10.1007/JHEP08(2018)148.
 - ³¹ Michael A. Nielsen and Isaac L. Chuang, *Quantum Computation and Quantum Information: 10th Anniversary Edition*, 10th ed. (Cambridge University Press, USA, 2011).
 - ³² Michael E. Peskin and Daniel V. Schroeder, *An Introduction to quantum field theory* (Addison-Wesley, Reading, USA, 1995).

Appendix A: MPO Construction

We can write regularized partition function formally as a square lattice tensor network with on the vertices a tensor T representing the degree of freedom of that vertex, and an operator, t , on the bonds:

$$T = \int d\phi |\phi\rangle |\phi\rangle \langle\phi| \langle\phi|$$

$$t = \int d\phi d\phi' e^{\frac{-1}{2}(\phi-\phi')^2 - \frac{\mu^2}{8}(\phi^2+\phi'^2) - \frac{\lambda}{16}(\phi^4+\phi'^4)} |\phi\rangle \langle\phi'|$$
(A1)

Where we understand $|\phi\rangle$ to be the 'position' eigenbasis satisfying $\langle\phi, \phi'\rangle = \delta(\phi - \phi')$. The on-site potential terms were evenly split over the four t 's neighboring a site. We next redefine the scale of ϕ by a factor of 2 to simplify the prefactors. Disregarding changes in overall scale we thus get

$$T = \int d\phi |\phi\rangle |\phi\rangle \langle\phi| \langle\phi|$$

$$t = \int d\phi d\phi' e^{-(\phi-\phi')^2 - \frac{\mu^2}{4}(\phi^2+\phi'^2) - \frac{\lambda}{4}(\phi^4+\phi'^4)} |\phi\rangle \langle\phi'|$$
(A2)

So now the lattice regularized partition function is expressed as a tensor network, but the bonds are now integrals. To overcome this issue we might consider expressing the basis elements $|\phi\rangle$ in terms of a new, countable, basis. The Hermite basis for example. However due to the difficulty in performing the double integral involved in $\langle\psi_n|t|\psi_m\rangle$ this is not a good option. In stead, we first truncated the range of ϕ to an interval $[-L, L]$ such that all values of the exponential in A2 within this interval do not differ more in scale than can be resolved at double precision, and consider the Fourier basis. The condition on the range of ϕ can be expressed as follows:

$$e^{\frac{\mu^4}{8\lambda}e^{-\frac{\mu^2}{2}\phi^2 - \frac{\lambda}{2}\phi^4}} \geq \epsilon$$

$$\implies -\frac{\mu^2}{2}\phi^2 - \frac{\lambda}{2}\phi^4 \geq \ln \epsilon - \frac{\mu^4}{8\lambda}$$
(A3)

where ϵ is the machine's precision. The above condition readily gives a lower bound on L , and it can be verified a posteriori that indeed the resulting MPO varies not with an increase in L .

t can be easily expressed in the Fourier basis by discretizing ϕ in to N equidistant points and performing a discrete Fourier transform. To make this more precise: consider following sampled version of t , \tilde{t}

$$\tilde{t} = \sum_{i,j} (\delta\phi)^2 e^{-(\phi_i-\phi_j)^2 - \frac{\mu^2}{4}(\phi_i^2+\phi_j^2) - \frac{\lambda}{4}(\phi_i^4+\phi_j^4)} |\phi_i\rangle \langle\phi_j|$$
(A4)

where $\delta\phi$ is the discretization size, ϕ_i are the discretization points and $|\phi_i\rangle$ are the basis states satisfying $\langle\phi_i, \phi_j\rangle = \frac{\delta_{i,j}}{\delta\phi}$ analogous to the definition of

$|\phi\rangle$. We switch to a normalized basis $|i\rangle = \sqrt{\delta\phi}|\phi_i\rangle$ to normalize the inner product:

$$\tilde{t} = \sum_{i,j} \delta\phi e^{-(\phi_i-\phi_j)^2 - \frac{\mu^2}{4}(\phi_i^2+\phi_j^2) - \frac{\lambda}{4}(\phi_i^4+\phi_j^4)} |i\rangle \langle j|$$
(A5)

Performing a discrete Fourier transformation (by means of an fft) an approximation of t expressed in the Fourier basis is obtained.

After convergence in Fourier modes, it becomes clear t is incredibly rank deficient, showing that the better basis would actually be the eigenbasis.

The eigenvalues of t —which are also the eigenvalues of the Fourier transformed t —are always real and positive, at least for the couplings μ^2 and λ we will consider. We can thus perform following decomposition:

$$\tilde{t} = U^\dagger \sqrt{S} \sqrt{S} U = M^\dagger M$$
(A6)

The left space of M is the eigenbasis of t , the right index however is a discrete sampled basis so the eigenvectors can not really converge. We could fft the right basis to get a more 'proper' basis that will converge, but it will actually be more beneficial not to.

It does not matter whether the eigenbasis of t has converged, it only matters that the MPO has converged. We thus define \tilde{T} analogous to how we defined \tilde{t} :

$$\tilde{T} = \sum_i \delta\phi |\phi_i\rangle |\phi_i\rangle \langle\phi_i| \langle\phi_i|$$

$$= \sum_i (\delta\phi)^{-1} |i\rangle |i\rangle \langle i| \langle i|$$
(A7)

so \tilde{T} is something like a four index ghz state rescaled by a factor $(\delta\phi)^{-1}$. It's now easy to write our MPO:

$$MPO = \sum_i (\delta\phi)^{-1} M |i\rangle M |i\rangle \langle i| M^\dagger \langle i| M^\dagger$$
(A8)

This object has no exposed sample dimensions, in fact all four indices are expressed in the eigenbasis of t . We observe that a slightly larger sample size is required to converge than was needed to get the fft of \tilde{t} to converge, some $N = 300 - 400$ tends to be more than enough to reach machine precision.

Note that, due to the particularly simple form of \tilde{T} , this object can easily be made, even if N is so large that \tilde{T} can not be fit into memory. In the Fourier basis this would be much more challenging.

Local observables $\langle f(\phi_j) \rangle$ are now easily calculated by inserting following tensor in the tensor network on position j .

$$T'_f = \sum_i (\delta\phi)^{-1} f(\sqrt{2}\phi_i) M |i\rangle M |i\rangle \langle i| M^\dagger \langle i| M^\dagger,$$
(A9)

where the factor $\sqrt{2}$ is due to the rescaling of ϕ at the start.

Appendix B: Fitting a Scaling Function

Using a data collapse to fit something is no easy task, it has been the subject of many papers in the past ? and continues to be the subject of research today. We use a fairly rudimentary approach where we construct a reasonable ansatz for the scaling functions based on their known properties and then optimize the fit in a total least square sense. Preliminary inspection of the collapse plots and experience tells us we should seek to parameterize a set of functions with following properties:

1. A non-analyticity at a point x_0 .
2. Goes to power law behavior far from zero.
3. Some freedom in the shape around x_0 .
4. Differentiable everywhere but x_0 .

The form we chose that fits all these criteria is the following:

$$f(x) = \begin{cases} A(x - x_0)^{\beta + \sum_{i=1}^N \frac{a_i}{(x - x_0 - |b_i|)^{c_i + d_i}}} & \text{if } x \leq x_0 \\ A'(x - x_0)^{\beta + \sum_{i=1}^N \frac{a'_i}{(x - x_0 + |b'_i|)^{c'_i + d'_i}}} & \text{if } x > x_0 \end{cases} \quad (\text{B1})$$

Scaling functions have no preferred axes, in the sense that collapsed points can have the wrong x -value or y -value. Additionally scaling functions can have a widely varying gradient, so the usual cost function of y -direction distance will tend to give a higher weight to regions of high gradient than to regions of low gradient, for which there is no justification.

We will therefore take the orthogonal distance between the points and the fit function as error measure, which also best coincides with the intuitive visual notion of collapsing. This is the main motivation for the criterion of differentiability we imposed on the scaling function ansatz, knowledge of the derivative of the scaling function enables accurate and efficient calculation of the orthogonal distance from a point to the function.

We thus obtain a cost function that we optimize with a standard tool based on gradient descent. The total least squares distance and the differentiable scaling function ansatz both aid significantly in smoothing out the cost function, but still there remain local minima, discontinuities and plateaus of vanishing gradient. It is therefore necessary to restart the optimization many times over, each time with slight random perturbations, to be sure of convergence to the true minimum.

Appendix C: Renormalization of ϕ^3

As the tadpole is the only UV-divergence, it follows immediately that the sole UV-divergent contribution

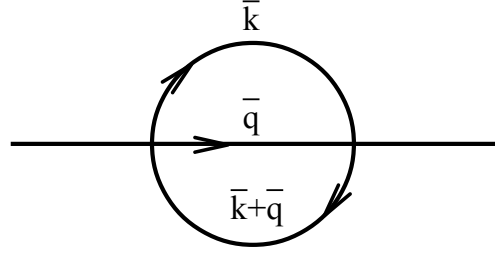


FIG. 5. The setting sun diagram

to ϕ^3 , comes from the tadpole in $\langle \phi^2 \rangle$ for the disconnected part $3 \langle \phi \rangle \langle \phi^2 \rangle$. As this divergence is universal, we can evaluate it e.g. by simply considering a cut-off Λ in momentum space³²:

$$\langle \phi^2 \rangle = \int \frac{d^2 k}{(2\pi)^2} \frac{1}{k^2 + \mu_R^2} \approx \frac{1}{4\pi} \log \Lambda^2 = -\frac{1}{4\pi} \log \lambda, \quad (\text{C1})$$

where the last equation holds for the lattice regularization (2), with $\lambda = a^2 = 1/\Lambda^2$. This then shows that the regularized $\tilde{\phi}^3 = \phi^3 + \frac{3}{4\pi} \log(\lambda)\phi$ is indeed UV-finite.

Appendix D: Corrections to UV-scaling from the setting sun diagram

Upon rewriting $\alpha = \mu_R^2/\lambda$, it is apparent that the corrections in (6) are in fact corrections to the mass renormalization $\delta\mu^2 \equiv \mu^2 - \mu_R^2$. At one loop this counterterm follows from the tadpole diagram, giving rise to a divergent counterterm $\delta\mu^2 \propto \lambda \log(\Lambda/\mu_R^2)$, where Λ is the UV-cut off ($= 1/a$ for our lattice regularization) and where we work in physical (regularization independent units), with e.g. a mass dimension 2 for λ and μ^2 . This is the only UV-divergence, all higher order diagrams are finite. Still, for finite Λ , also these higher order diagrams will of course have a Λ -dependence. Here we will isolate the Λ -dependent contribution that arises from the two loop setting-sun diagram (Fig. 5).

First of all, from a dimensional analysis we can infer the following general behaviour for the contribution to the zero-momentum inverse propagator $M(0)$ coming from this diagram:

$$M_2(0) = \frac{\lambda^2}{\mu_R^2} \times (c_0 + c_1 \frac{\mu_R^2}{\Lambda^2} + c_2 (\frac{\mu_R^2}{\Lambda^2})^2 + \dots). \quad (\text{D1})$$

Here, c_0 is the finite term that remains in the $\Lambda \rightarrow \infty$ limit, and c_1 captures the dominant Λ -dependence. But notice that c_1 itself can in principle have a logarithmic divergence $c_1 \sim (\log \frac{\Lambda^2}{\mu_R^2})^n$ for some power n , since the $\frac{1}{\Lambda^2}$ pre-factor will still lead to a vanishing total term in the $\Lambda \rightarrow \infty$ limit. As we will show for

our lattice regularization, this is precisely the case, with $n = 1$. This then leads to an 'RG-improved' correction to the counterterm, compensating for the Λ -dependence of $M_2(0)$:

$$\delta\mu_2^2 = -\frac{\lambda^2}{\Lambda^2} \times c_1 \propto \frac{\lambda^2}{\Lambda^2} \log(\Lambda^2/\mu_R^2). \quad (\text{D2})$$

Restoring the lattice units (but keeping the same notation for λ, μ^2), this becomes:

$$\delta\alpha = \frac{\delta\mu_2^2}{\lambda} \sim \lambda \log \lambda, \quad (\text{D3})$$

which is precisely the leading correction in eq. (6).

Let us now show that $M_2(0)$ has indeed the described behaviour. For our lattice regularization (2) the setting-sun diagram contribution reads:

$$M_2(0) = \lambda^2 \prod_i \int_{\pi}^{\pi} dk_i \prod_i \int_{\pi}^{\pi} dq_i (P(k_i)P(q_i)P(k_i + q_i)) \quad (\text{D4})$$

with the propagators

$$P(k_i) = \frac{1}{4 \sin^2(k_1/2) + 4 \sin^2(k_2/2) + \mu_R^2}. \quad (\text{D5})$$

Upon inspection of (D1), it is clear that the c_0 and c_1 terms can be identified from the singular $\mu_R^2 \rightarrow 0$ behaviour of the setting-sun. This singular behavior emerges from the integration regions $k_i, q_i, k_i + q_i \approx 0$. To isolate these dominant $\mu_R^2 \rightarrow 0$ contributions, we have expanded each of the propagators as:

$$P(k_i) \approx \frac{1}{k_1^2 + k_2^2 + \mu_R^2} + \frac{1}{12} \frac{k_1^4 + k_2^4}{(k_1^2 + k_2^2 + \mu_R^2)^2} + \dots \quad (\text{D6})$$

It is then fairly easy to show that the contribution to the setting-sun from the lowest order terms for each of the propagators results in a term $\propto \mu_R^{-2}$, while taking the next term for one of the propagators gives a $\propto \log(\mu_R^2)$ contribution. By numerically evaluating the corresponding integrals we find the following dominant ($\mu_R^2 \rightarrow 0$) setting-sun contribution:

$$M_2(0) \approx \lambda^2 \left(\frac{23.1}{\mu_R^2} - 16.8 \log(\mu_R^2) \right), \quad (\text{D7})$$

This behaviour, including the numerical factors, was confirmed by a fit to the numerically evaluated full exact expression (D4). Notice, that while this setting-sun evaluation indeed allows us to infer the presence of a $\lambda \log \lambda$ term in (6), it does not predict a value of the pre-factor. Indeed, again from a dimensional analysis, one can write down generic higher order corrections that will also lead to an effective $\lambda \log \lambda$ correction in (6).