

# Towards Solving Multimodal Comprehension

Prithish Sahu<sup>2\*</sup> Karan Sikka<sup>1</sup> Ajay Divakaran<sup>1</sup>  
<sup>1</sup>SRI International  
<sup>2</sup>Rutgers University

## Abstract

*This paper targets the problem of procedural multimodal machine comprehension (M3C). This task requires an AI to comprehend given steps of multimodal instructions and then answer questions. Compared to vanilla machine comprehension tasks where an AI is required only to understand a textual input, procedural M3C is more challenging as the AI needs to comprehend both the temporal and causal factors along with multimodal inputs. Recently Yagcioglu et al. [35] introduced RecipeQA dataset to evaluate M3C. Our first contribution is the introduction of two new M3C datasets– WoodworkQA and DecorationQA with 16K and 10K instructional procedures, respectively. We then evaluate M3C using a textual cloze style question-answering task and highlight an inherent bias in the question answer generation method from [35] that enables a naive baseline to cheat by learning from only answer choices. This naive baseline performs similar to a popular method used in question answering– Impatient Reader [6] that uses attention over both the context and the query.*

*We hypothesized that this naturally occurring bias present in the dataset affects even the best performing model. We verify our proposed hypothesis and propose an algorithm capable of modifying the given dataset to remove the bias elements. Finally, we report our performance on the debiased dataset with several strong baselines. We observe that the performance of all methods falls by a margin of 8% – 16% after correcting for the bias. We hope these datasets and the analysis will provide valuable benchmarks and encourage further research in this area.*

## 1. Introduction

A key focus in machine learning has been to create models that can comprehend any given document and then answer questions that require contextual, temporal, and cross-modal reasoning [25, 1, 28, 13]. The importance of this task

has led to its popularity in both NLP and Computer vision as the Reading Comprehension (RC) and Visual Question Answering (VQA) tasks, respectively.

In the RC task, a model is typically required to answer a question conditioned on a given document (referred to as *context*). The answer could be located directly in the text [25] or could be inferred through some reasoning such as temporal [18], or common-sense [9]. Research in this area has been propelled by multiple datasets from different domains and of varying complexity [25, 7, 16, 18, 8, 6, 30]. Visual Question Answering (VQA) [1, 5] is also a type of RC task, where a model is asked to answer a text-based question about a visual context. Similar to RC, VQA requires different kinds of reasoning such as spatial [11], common-sense [38], contextual [1]. Recently, the above-mentioned tasks have been extended to solve a new task known as multimodal machine comprehension (M3C). Here the context contains both textual and visual information [29, 10, 13, 12, 14]. In this case, a model will also have to establish the correspondence between the two modalities for question answering.

In this work, we focus on procedural M3C where the context is a series of procedural or How-To steps describing the entire process of preparing or constructing something (see Figure 3). Each such step is described by multiple images, text, or both. We focus on cloze style question answering where a model that learns to comprehend multi-modal sources of information can fill the missing step in the question. Answering such questions would depend on jointly modeling both textual and visual content from each step while simultaneously understanding the temporal evolution of the steps. Our work builds upon [35] that introduced the RecipeQA dataset for the procedural understanding of food recipes. The lack of procedural M3C benchmarks motivated us to introduce two new datasets– *WoodworkQA* and *DecorationQA*, to evaluate performance on procedures relating to woodwork and decorative items respectively. We chose Woodwork and Decoration due to the consistency of user projects across all subcategories and the availability of a large number of instructional procedures. These datasets

\*†This work was done as an intern at SRI International.

were collected from the website Instructables<sup>1</sup> and include natural images and text written by real users. We then identify a limitation with the question generation method for the cloze task used in [35], enabling a naive baseline, that looks only from answer choices without the context, to cheat and achieve results closer to ImpatientReader that uses context, question and choices. That would thus prevent unbiased evaluation of new methods on this problem. We address this problem through an algorithm for automated question answer generation by uniformly distributing the answer choices. We finally evaluate several baseline models based on LSTM and BERT on these datasets and discuss these analyses.

Overall, the contributions proposed in this paper are as follows:

- We study and evaluate the task of multimodal machine comprehension that consists of answering the question presented in cloze style based on a given procedure in multiple modalities.
- We highlight an inherent drawback in the way datasets have been used for evaluation in that it allows a naive ML model to cheat by using only the choices/answers without access to the pertinent questions. This naive model performance gets closer to one of the popular method used in question answering – i.e. ImpatientReader [6].
- We propose an automated method to build training and evaluation datasets from these procedures that are free from the above mentioned bias.
- We introduce two new datasets and evaluate several baselines on three datasets including RecipeQA. The dataset will soon be available for download from [sahupritish.github.io/multimodal\\_comprehension/](https://github.com/sahupritish/multimodal_comprehension/).
- We believe our work will provide sound and robust benchmarks for further research in this area.

## 2. Related Works

**Visual Question Answering (VQA)** is a joint learning task in vision and language where the question-answer are in the form of natural language, and the context is a natural image. Over the recent years, VQA has been studied extensively due to the emergence of large-scale datasets such as MSCOCO [17], Flickr30K [36], and Abstract Scenes [40]. One of the earliest datasets introduced was DAQUAR, with a few thousand question-answer pairs [21]. Since then, larger datasets such as COCO-QA [27], FMIQA [4], Visual Madlibs [37], and VQA [1] have been released. In contrast

to VQA, where the context is visual, the context in the proposed datasets contains both natural images and language. The context is also temporal in nature and provides a step-wise description of a wood crafting or a decoration related projects. Some of the early approaches in VQA typically used RNN-CNN based networks that first encodes both the question and the context, and combines them to answer the question asked [1, 22]. With the advent of attention-based mechanisms, many works introduced an attention module that involves attending to parts of an image using the entire question or parts of the question [33, 34, 39]. [19] employed cross attention that involved attending to both the context and the question. The above approaches to VQA would suffer in the proposed datasets in the following way. First, VQA model’s learns on question-answer pair whereas in M3C, the model has to jointly understand the multimodal data at each step, understand the temporal evolution and use the tuple (context, question, choice) to predict the correct answer. Second, VQA requires the model to possess common sense to answer many questions, which would be possible with a model trained on a large corpus of data or an additional knowledge base model, while M3C is procedural and confines the required knowledge from beginning to end in the context.

**Machine Reading Comprehension (RC)** is another form of question-answering task in NLP. One of the common ways to set up an RC task is via cloze styled questions where a model learns to read and comprehend a given text passage and answers question about it. RC has been a growing field of research due to the availability of several RC datasets introduced over the years, such as CNN/Daily Mail [6], Children’s Book Test [8], MCTest [28], Stanford Question Answering (SQuAD) [25], that are either sourced by crowdworkers or via automation. Some of the popular approaches in RC are based on variations of attention mechanism [6, 2], memory networks [32, 33].

The two categories of datasets discussed above measure different aspects of the comprehension and reasoning task. In contrast, DecorationQA and WoodworkQA can be used to measure confined knowledge and reasoning. Following are some of the recent works that share similarities to our datasets, such as COMICS [10], TQA [14], MoviesQA [29]. These datasets incorporate multimodality in their context. COMICS [10] dataset provides cloze styles question answers using extracts from comic books that contain drawings and text blobs describing a scene. MoviesQA [29] dataset uses movie clips, subtitles, and snapshots to prepare the M3C dataset. Similarly, TQA [14] uses middle school science lessons, especially the diagrams in the books with images and text, to provide multimodal context. In contrast, our datasets– WoodworkQA and DecorationQA the context contains the entire procedure as well the natural image and text are collected from anonymous users in unconstrained

<sup>1</sup><https://www.instructables.com/>

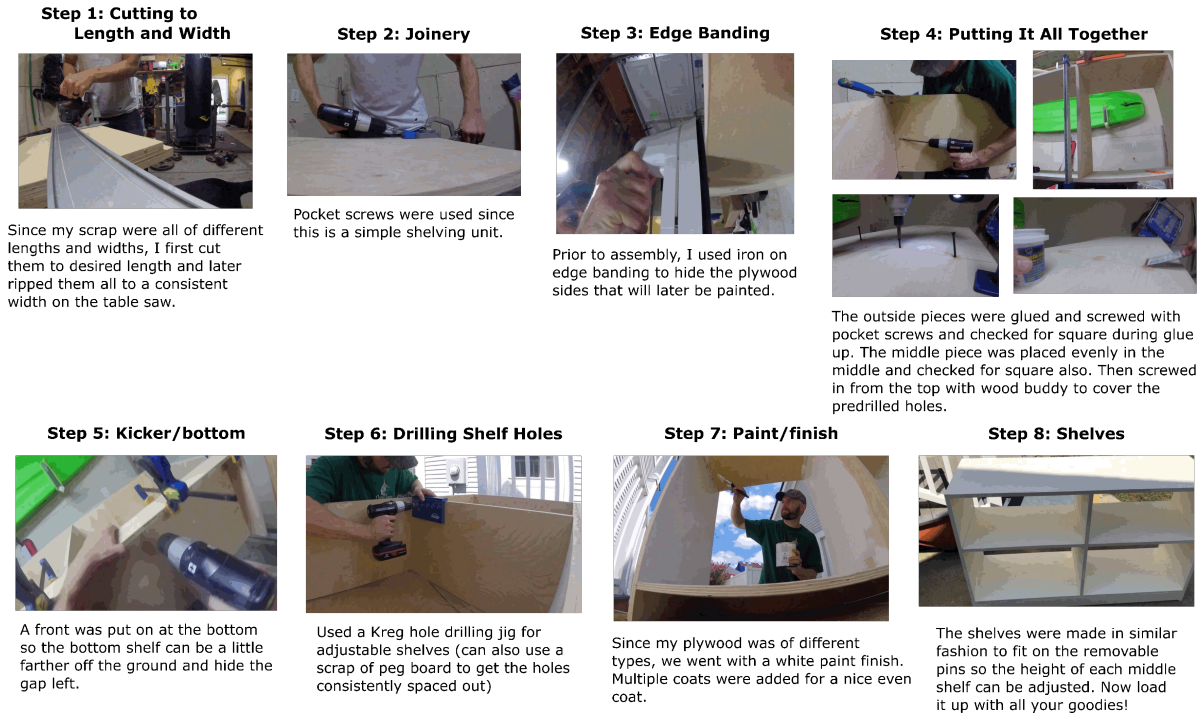


Figure 1. Woodwork: Procedural description on how to make a “Plywood Bookshelf” from scratch, as described in Instructables. Each step contains natural language and images describing the process.



Figure 2. Decoration: Procedural description on how to make a “Rose-Golden” colored Christmas ornament from scratch, as described in Instructables. Each step contains natural language and images describing the process.

environments.

Finally, our new additional M3C dataset provides the researchers with more benchmarks to support proposed models. In our work, we also noticed the presence of inherent

bias in the data, which could be caused by the form template every user needs to fill describing the entire process or the algorithm used by [35] in preparation of the dataset.

### 3. Multi Modal Machine Comprehension Dataset

We introduce two new multimodal datasets, *WoodworkQA* and *DecorationQA* to evaluate reasoning capabilities required to answer a question pertaining to real-world crafting procedure. These datasets are prepared to provide a step-wise temporal coherent story from collecting items necessary for the project to the final step of completing the project. The arbitrary number of steps in the context of our M3C data provides a complete procedural story, from collecting the materials required for the project to the completion of the project.

Other introduced M3C works such as, [29, 10, 14] present significant shortcomings for any model because the context contains only partial knowledge to the entire story, such as extracts from comics or clips and subtitles from movies which fails to deliver information on the events that led to the current scenario. In contrast, to answer textual cloze style questions-answering in procedural M3C, a reasonable model trained should comprehend the entire instructional flow of the event to fill in the missing step in the question list. To this end, any model which works on incomplete data instances learns to predict without ever understating the entire storyline.

*WoodworkQA* consists of approximately 16K different woodwork procedures collected from over four different wood crafting projects-“Furniture”, “Shelves”, “Workbenches” and “Woodwork”. Similarly, *DecorationQA* consists of approximately 10K different decorating procedures collected from four decoration related categories, which are “Christmas”, “Halloween”, “Holidays”, “Decorating”. We prepare over 26K and 14K textual cloze type questions-answers for *WoodworkQA* and *DecorationQA*, respectively. Please refer to [Table 1](#) for details on the statistics for each dataset.

Each individual woodwork/decoration item contains a “Project Title”, “Description” i.e. step wise illustration of the project from start to end, where each step comprises of (i) title of step, (ii) description of the step and (iii) natural images illustrating that step. For supervised learning purpose, we have prepared the dataset similar to [35], where the tasks explore four types of multimodal aspect of the dataset namely Textual Cloze, Visual Cloze, Visual Coherency, Visual Ordering. We only focus on text cloze style questions in this work which is described in [subsection 3.2](#). Below, we describe the data collection procedure and the question-answer preparation methodology for *WoodworkQA* and *DecorationQA* dataset.

#### 3.1. Dataset Collection

*WoodworkQA* and *DecorationQA* are collected from the website [Instructables](#)<sup>2</sup>. The website is an online platform hosting “How-To” in a step-by-step procedure on various projects such as circuit design, decoration, cooking. It is an online community where users share the process they followed to complete a project in a step-by-step manner.

We describe below our methodology involved in collecting the datasets. We inspected the entire [Instructables](#) website to select “How-To” categories with sufficient examples and subcategories to make the dataset challenging.

Out of six main categories in [Instructables](#), we chose “Workshop” and “Living”. Under “Workshop”, there are 25 subcategories and after carefully exploring we found subcategories “Furniture”, “Shelves”, “Woodwork”, and “Workbenches” to successfully meet the criteria mentioned above.

We followed a similar procedure in “Living” to select subcategories “Christmas”, “Decorating”, “Halloween”, and “Holiday”. In order to obtain high quality data that includes clear instructions with high-quality descriptive images, we employed a set of heuristics. Firstly, we prepared a script to automate the scraping of data in each subcategory by sorting them in the decreasing order of popularity among readers. Out of 16K and 10K unique woodwork and decoration projects, we further filtered out projects containing non-English text using [20]. To have multi-modal data, we also removed projects that only had images or videos and no textual content. Currently, we do not include video in the step wise data description as there are very few projects that provide video as a form of modality. Finally, the textual content of the remaining projects was filtered to remove non-ASCII characters.

#### 3.2. Textual Cloze Style Questions

The template used to construct textual cloze questions consists of context with all the step-wise data except the step titles. The question is prepared by arbitrarily selecting some step titles sequentially and then removing a random title from the candidate list. The answer choices consist of the correct step title and incorrect step titles that do not fit to the temporal order of the candidate list (see [Figure 4](#) and [Figure 3](#) for the visual explanation). For our experiments, we fixed the size of the candidate list and choice list to four. In this task, the model needs to pick the correct missing step from the list of choices based on the given multimodal context. We generated question-answer pairs for each woodwork/decoration task by randomly removing one title from the candidate list and placing it at a random location in the choice list. We get the incorrect choices through simple heuristics mentioned in [35]. We used a NLP model such as

<sup>2</sup><https://www.instructables.com/>

Model	WoodworkQA		DecorationQA	
	Train	Val	Train	Val
# projects	14625	1807	9219	1139
avg. # of steps	8.01	8.06	6.82	6.59
avg. # of tokens (titles)	27.03	28.44	22.44	21.77
avg. # of tokens (descr.)	781.27	804.87	527.53	543.20
avg. # of images	9.98	10.8	7.59	12.36
# textual cloze	23698	2656	12793	1414

Table 1. WoodworkQA and DecorationQA statistics


Textual Cloze Style Question	Context: Images and Textual Descriptions of Steps
<p><b>Woodwork: How-to-Restore-a-Vintage-Milk-Can</b></p> <p>1. Before you start grinding on the can, Safety first, I put on my Dust mask and Safety goggles. Also I am wearing a long sleeve shirt. Remember always Safety first.</p> <p>2. The first step is to remove all old paint and rust. I used a drill with a Black &amp; Decker paint stripper pad, these work great, if you don't have one, you could use a wire brush. For the smaller areas, I used my dremel tool with sanding pads and other attachments. And for the Milk can lid, I put my drill into a vise and locked the power button on and move the can lid back and forth to remove the paint off of it.</p> <p>3. The next step is to clean off any leftover rust, dirt with a Air hose, then go over with a Tack cloth. As you can see in the last picture, it was pretty dirty.</p> <p>4. After cleaning Milk can, now we can paint, I used Krylon Flat Black paint with built-in primer. Spray a couple of light coats from the top to the bottom. Allowing each coat to dry before spraying another coat, read the directions on can for this. Then let the paint to dry for a couple of days.</p> <p>5. Apply a stencil of your choice with blue painters tape as shown in the pictures. Now I used a pencil to trace the pattern onto the can. If you wanted to you could paint over the stencil with a foam brush, but I like to trace and paint from the outline with a fine paint brush. I used white craft paint and painted the welcome lettering with a fine paint brush.</p> <p>6. After letting the craft paint dry a couple of days, spray a few coats of clear, per directions on the can.</p> <p>7. Now is time to enjoy your hard work, well it wasn't too hard. Remember anybody can do this with a few hand tools. If you liked the rustic look, lightly sand over and seal, but my Mom wanted me to paint it Black.</p>	 <p>Step 1      Step 2      Step 3      Step 4</p> <p>Step 5      Step 6      Step 7</p>
<p><b>Question</b> Choose the best text for the missing blank to correctly complete the recipe Safety First. Paint. _____. Enjoy.</p>	
<p><b>Answer</b> A.Assembly Finishing B.Add Finish C.Final Step D. Almost Done</p>	

Figure 3. A sample textual cloze style question from WoodworkQA. The question consists of context, question and answer triplet. The context comprises of step wise description in the form of natural language and images for crafting a wood related project. The question is formed by using the step titles in a temporal order where the missing title is the bold text from the answer section.

Word2Vec or RoBERTA to prepare the textual embeddings for the titles. From these embeddings, we use k nearest neighbor [31] on the embedding of the correct answer in order to get the nearest titles with their distance values for the correct step title. In the next step, the titles that are too close are filtered via an adaptive neighborhood approach. We removed the step titles with a distance lower than the mean distance over the titles we received from our k nearest neighbor (k=100) for our adaptive neighborhood. The above step is required since close titles can correctly replace the correct title in the sequence leading to multiple correct answers. We then randomly select three titles from the list as incorrect choices. Finally, we remove indicators in the step title in the form of step numbers to prevent a bias in the data that will allow a model to memorize the temporal order. We also filtered out the recipes that contained less than 3 or more than 25 steps.

### 3.3. Bias Issue and Proposed Solution

During our investigation of this procedural M3C datasets, we discovered an inherent bias in the data. This bias leaks information about the target label in an undesired way and thus enables a model to cheat without learning anything useful. We show this bias in the data by training a baseline that only uses answer choices. This baseline is similar to a student who would try to answer questions about a passage without reading it and instead uses patterns from the answer choices e.g. filtering out choices that have a low likelihood of being correct. We observe from Table 2 that the performance of this baseline (**hasty student (choice only)**) is significantly greater than random choice and comes close to Impatient Reader. This hidden pattern will make evaluating models harder as they would try to exploit this bias instead of understanding the context. One of the key reasons responsible for this bias is the question

preparation method used in RecipeQA [35], which suffers from distributional bias of the choices. For example, most of the beginning and final step titles contain words such as “Ingredients” and “Enjoy”, so if the answer to any question is either the start or the final step, the model will learn to prefer titles containing these words. Another issue is to include recipes with a small step count (e.g.  $\leq 6$ ) since the list of question titles will contain three titles, and then the model has to pick the missing one from the remaining three, which is easier for the model to memorize.

We propose **Algorithm 1** that tries to distribute uniformly the answer choices and thus making it more difficult to answer question by only using answer choices. The algorithm takes as input the biased train ( $\mathcal{D}_{train}$ ) and validation ( $\mathcal{D}_{val}$ ) dataset and an NLP model such as Word2Vec (trained on the dataset) or RoBERTA (pre-trained on a large corpus). We collect all the step titles from ( $\mathcal{D}_{train}$ ,  $\mathcal{D}_{val}$ ) and encode them using the NLP model. We observed that these datasets contain several high-frequency words (e.g., “Ingredients” in RecipeQA) in both correct and incorrect choices leading to bias. We circumvent this issue by clustering all the titles and pick answer choices uniformly over each cluster. For each cluster, we assign a fixed budget for picking titles. For each correct choice we select its nearest neighbors using k nearest neighbor and use adaptive filtering to remove the very similar and distant titles. We then randomly selected the incorrect choice from these titles and decreased the budget value for the clustered index pointed by the sampled title. If the budget for a sampled title becomes zero, we do not sample from that cluster. Please refer to **Table 2** and **Table 3** for quantitative results. Our results show that the algorithm removes bias from the datasets to prevent models from memorizing hidden patterns present in the question-answer pairs. We also removed examples where the length of the instruction steps was less than six.

## 4. Experiments

### 4.1. Baseline Models

We evaluate four strong baseline models on the three M3C datasets– DecorationQA, WoodworkQA, and RecipeQA– for textual cloze question answering task. These baselines are some of the most commonly used procedures in other M3C works [35, 29]. For this paper, our baselines focus only on the textual part of the context. We use these baselines to provide evidence of the bias present in the data and also the efficacy of our algorithm in removing that bias.

**Hasty Student** [35] matches each choice to the question list without looking at the context. Each question and choice are first embedded using an LSTM. Each choice is then scored by computing its distance with the questions in the feature space. We also propose a variant of the above

---

### Algorithm 1: Removing Bias in Dataset

---

```

input : dataset ( $\mathcal{D}_{train}, \mathcal{D}_{val}$ ), trained textual
         encoder (Txt-E), budget  $\beta$ , step_titles,
         nchoices
output: debiased dataset  $\mathcal{D}'$ 

1  embedding =  $\emptyset$ 
2  for title  $\in$  step_titles do
3    embedding = embedding  $\cup$  Txt-E(title)
4  end
5  knearestneighbor = kNN(embedding)
6  cluster = KMeans(embedding)
7  budget = {id:  $\beta$ },  $\forall$  id  $\in$  cluster
8   $\mathcal{D}' = \emptyset$ 
9  for sample  $\in$   $\mathcal{D}_{train}$  do
10   query = Txt-E(correct_answer from sample)
11   idx, distance = knearestneighbor(query)
12   mean_distance = mean(distance)
13   farthest_idx = idx[distance > mean_distance]

14   cluster_ids = kmeans[farthest_idx]
15   new_choice_list =  $\emptyset$ 
16   for i=1 to nchoices-1 do
17     random_idx = random(farthest_idx)
18     cluster_id = cluster_ids[random_idx]
19     sampled_title = step_titles[random_idx]
20     while budget[cluster_id]  $\leq$  0 do
21       Go To Line 17 ;
22     end
23     budget[cluster_id] -= 1
24     // don't add duplicate
25     new_choice_list = new_choice_list  $\cup$ 
26     sampled_title
27   end
28   // Insert correct answer at
29   index in sample
30   new_choice_list = new_choice_list  $\cup$ 
31   correct_answer
32 end
33 return  $\mathcal{D}'$ 

```

---

model– **Hasty Student only Choice**, where we directly score the choices by first encoding them with an LSTM and then using a linear layer to produce logits. This model mimics a student who would try to solve comprehension tasks by only looking at the choices. The scores for each answer choice is then fed to a loss function for training.

**Impatient Reader** [6] is an attention-based model that recurrently uses attention over the context for each question except the location containing the “@ placeholder”. This attention allows the model to accumulate information recurrently from the context as it sees each question embeddings.

Textual Cloze Style Question	Context: Images and Textual Descriptions of Steps
<b>Decoration: Flying-Spaghetti-Monster-Tree-Topper</b>	
1. Sheet of yellow foam 1 long sheet Foam spheres 2 Googly eyes or slightly smaller foam spheres Razor blade for cutting Straight edge Small pins for setting Hot glue.  You'll also need a wire hangar and some heavy duty wire cutters to make eye stalks.	
2. Cut your foam longways into thin strips. I eyeballed thickness and am super happy with the results.	
3. Paint some meatballs! Some red mixed with a little black for that cooked meatball look. You should hire on your 10 year old sister when applicable to start building your meatball army!	
4. Bend and cut some stiff wire, wire from an old hangar works well. Leave a vertical top to affix your eyes and some extra space at the bottom to press into your meatballs. Then poke some holes in a noodle and wrap as shown.	
5. I started off using pins to get a sense of how things would come together. once I found the positioning that I liked, I pulled the pins (one at a time) and placed a small dab of hot glue.	
6. Glue your eyes to the tops of the eye stalks. Then press the eye stalks into the meatballs. Add a small amount of hot glue at the base to keep them from falling out and/or spinning.	
7. If your tree is mobile and/or in a windy location be sure its affixed with a firm grip. You can also diversify and place your symbol of his noodlyness elsewhere.	
<b>Question</b> Choose the best text for the missing blank to correctly complete the recipe Materials. _____. Attach Noodles To Meatballs. Top Your Tree.	
<b>Answer</b> <b>A.Make Noodles</b> B.Adding The Oil C.Making The Backing Plate D. Making 8	




Figure 4. A sample textual cloze style question from DecorationQA. The question consists of context, question and answer triplet. The context comprises of step wise description in the form of natural language and images for crafting a decoration related project. The question is formed by using the step titles in a temporal order where the missing title is the bold text from the answer section.

Baseline Model/Dataset	Word2Vec			BERT		
	RecipeQA	DecorationQA	WoodworkQA	RecipeQA	DecorationQA	WoodworkQA
1 Chance	25.00	25.00	25.00	25.00	25.00	25.00
2 Hasty Student (choice only)	40.73	45.76	48.84	40.94	54.76	53.91
3 Hasty Student	46.77	46.12	49.69	47.22	54.56	53.72
4 Impatient Reader (Text only)	50.31	39.22	38.58	53.02	53.55	49.67

Table 2. Results for the baseline models trained on the biased dataset of RecipeQA, DecorationQA, WoodworkQA on Word2Vec and BERT.

Baseline Model/Dataset	Word2Vec			BERT		
	RecipeQA	DecorationQA	WoodworkQA	RecipeQA	DecorationQA	WoodworkQA
1 Chance	25.00	25.00	25.00	25.00	25.00	25.00
2 Hasty Student (choice only)	32.23	31.90	36.00	34.27	37.93	45.02
3 Hasty Student	32.92	32.11	36.34	33.33	38.36	44.98
4 Impatient Reader (Text only)	33.52	30.75	29.55	30.31	37.50	41.71

Table 3. Results for the baseline models trained on the debiased dataset of RecipeQA, DecorationQA, WoodworkQA on Word2Vec and BERT.

It outputs a final joint embedding for the answer prediction. This embedding is used to compute a compatibility score for each choice using a cosine similarity function in the feature space. The attention over context and question is computed on the output of an LSTM. The answer choices are also encoder using a LSTM with a similar architecture.

## 4.2. Implementation Details

We used Word2Vec [24] and BERT [3] to represent the word level embeddings on the textual context, question, and choices. We prepared our Word2Vec model using all

the step titles in the datasets. We set the embedding size for Word2Vec as 100-d. For BERT, we used BERT base model (uncased) for Sentence Embeddings i.e., “bert-base-nli-mean-tokens” pre-trained model from SentenceTransformers [26]. For the baseline models, we use a stacked bidirectional LSTM with three layers and a dropout of 0.9. The steps mentioned above are consistent with all our experiments to create embeddings for context, question, and choices. We used Adam [15] optimizer and fixed the learning rate to  $5e-4$  with early stopping criteria with a patience set of 20 for all of our experiments. We performed our ex-

periments on a single GTX 1080Ti that took about 8 – 10 hours for a single experiment. We employed the same hyperparameters for all the baseline models.

### 4.3. Results

We begin by verifying the bias present in the data via the baseline models in [Table 2](#). The table presents results with the two textual embeddings, i.e., Word2Vec (left) and BERT (right). The naive baseline **Hasty Student only Choice** that only uses the answer choices to produce a score improves performance over the baseline by a range of 15%-30% (row 2 - row 3). We observe a similar behavior with the BERT-based textual embeddings, which corroborates our findings of the bias in the dataset. We show the results on the debiased data in [Table 3](#) where we observe a considerable drop in the performances across all the baselines by 8–17%. Our claim is also supported by a similar drop in the naive baseline model. This decrease in accuracy suggests that the debiased algorithm has distributed the step titles equally from the clusters as alternate choices for the questions. Thus the trained model can no longer benefit from the hidden artifacts present in the original dataset due to the generation method proposed in [\[35\]](#).

We further observe that simple attention-based approaches such as the ImpatientReader, are also not able to improve accuracy further. The above statement holds for both the biased and the debiased datasets. The results in [Table 3](#) is closer to the chance performance compared to [Table 2](#), caused due to the removal of the bias and also the inability of these baseline models to take advantage of the information present in the context. The above results suggest that the procedural context in our M3C datasets needs a more efficient solution that can comprehend (1) the temporal and causal factors, and (2) exploit the multimodality in the inputs. Another challenging aspect of this dataset is that these datasets are obtained from a publicly available website that has collected DIY projects from a wide variety of anonymous users in an unconstrained environment. In such cases, it is difficult to eliminate inconsistency, missing information, and biases present in the data. Our results suggest that the proposed [Algorithm 1](#) has removed possible bias introduced due to the choice generation method described in [\[35\]](#). Finally, our results with BERT seem to be close to the Word2Vec model and in some cases has improved by a 10% margin.

### 5. Conclusion

This paper focuses on the multimodal machine comprehension question answering task, especially where the context is procedural. To this end, we introduced two new large datasets WoodworkQA, DecorationQA as a testbed for evaluation of procedural M3C tasks. WoodworkQA consists of 16K wood-crafting procedures; similarly, DecorationQA

consists of 10K decorating projects. Our current work addresses only the textual cloze style questions, mainly using the natural language to expose bias in naturally occurring datasets. During our study into procedural M3C task, we discovered bias in the question-answer preparation procedure proposed by an earlier work [\[35\]](#). We thus proposed an automated method ([Algorithm 1](#)) capable of modifying the given dataset to remove the bias elements.

We hope that our work and evaluation will encourage further research in this area. We will also release the new splits and the datasets for the community. In addition, we would like to note several research directions to develop this area further.

1. We intend to extend these datasets to allow evaluation for the remaining three cloze tasks– “visual cloze”, “visual coherence”, “visual ordering”
2. We also plan on building algorithms that can effectively exploit the multimodality in the input context. Multimodality is essential in many real-world cases as users tend to often describe information in the modality that is convenient for that step.
3. Build models to understand better the temporal and causal factors in the given context. For example, it would be interesting to model a particular object’s state changes during the preparation phase.
4. Exploring the usefulness of large pre-trained (or self-supervised) models from both NLP domain and visual domain [\[23\]](#).

### References

- [1] Stanislaw Antol, Aishwarya Agrawal, Jiasen Lu, Margaret Mitchell, Dhruv Batra, C Lawrence Zitnick, and Devi Parikh. Vqa: Visual question answering. In *Proceedings of the IEEE international conference on computer vision*, pages 2425–2433, 2015. [1](#), [2](#)
- [2] Danqi Chen, Jason Bolton, and Christopher D Manning. A thorough examination of the cnn/daily mail reading comprehension task. In *Proceedings of the 54th Annual Meeting of the Association for Computational Linguistics (Volume 1: Long Papers)*, pages 2358–2367, 2016. [2](#)
- [3] Jacob Devlin, Ming-Wei Chang, Kenton Lee, and Kristina Toutanova. BERT: Pre-training of deep bidirectional transformers for language understanding. In *Proceedings of the 2019 Conference of the North American Chapter of the Association for Computational Linguistics: Human Language Technologies, Volume 1 (Long and Short Papers)*, pages 4171–4186, Minneapolis, Minnesota, June 2019. Association for Computational Linguistics. [7](#)
- [4] Haoyuan Gao, Junhua Mao, Jie Zhou, Zhiheng Huang, Lei Wang, and Wei Xu. Are you talking to a machine? dataset and methods for multilingual image question answering. *arXiv preprint arXiv:1505.05612*, 2015. [2](#)



- [5] Raghav Goyal, Samira Ebrahimi Kahou, Vincent Michalski, Joanna Materzynska, Susanne Westphal, Heuna Kim, Valentin Haenel, Ingo Fruend, Peter Yianilos, Moritz Mueller-Freitag, et al. The "something something" video database for learning and evaluating visual common sense. **1**
- [6] Karl Moritz Hermann, Tomas Kocisky, Edward Grefenstette, Lasse Espeholt, Will Kay, Mustafa Suleyman, and Phil Blunsom. Teaching machines to read and comprehend. In *Advances in neural information processing systems*, pages 1693–1701, 2015. **1, 2, 6**
- [7] Daniel Hewlett, Alexandre Lacoste, Llion Jones, Illia Polosukhin, Andrew Fandrianto, Jay Han, Matthew Kelcey, and David Berthelot. Wikireading: A novel large-scale language understanding task over wikipedia. In *Proceedings of the 54th Annual Meeting of the Association for Computational Linguistics (Volume 1: Long Papers)*, pages 1535–1545, 2016. **1**
- [8] Felix Hill, Antoine Bordes, Sumit Chopra, and Jason Weston. The goldilocks principle: Reading children’s books with explicit memory representations. *International Conference on Learning Representations (ICLR)*, 2016. **1, 2**
- [9] Lifu Huang, Ronan Le Bras, Chandra Bhagavatula, and Yejin Choi. Cosmos qa: Machine reading comprehension with contextual commonsense reasoning. *arXiv preprint arXiv:1909.00277*, 2019. **1**
- [10] Mohit Iyyer, Varun Manjunatha, Anupam Guha, Yogarshi Vyas, Jordan Boyd-Graber, Hal Daume, and Larry S Davis. The amazing mysteries of the gutter: Drawing inferences between panels in comic book narratives. In *Proceedings of the IEEE Conference on Computer Vision and Pattern Recognition*, pages 7186–7195, 2017. **1, 2, 4**
- [11] Justin Johnson, Bharath Hariharan, Laurens Van Der Maaten, Li Fei-Fei, C Lawrence Zitnick, and Ross Girshick. Clevr: A diagnostic dataset for compositional language and elementary visual reasoning. In *Proceedings of the IEEE Conference on Computer Vision and Pattern Recognition*, pages 2901–2910, 2017. **1**
- [12] Samira Ebrahimi Kahou, Vincent Michalski, Adam Atkinson, Ákos Kádár, Adam Trischler, and Yoshua Bengio. Figureqa: An annotated figure dataset for visual reasoning. *arXiv preprint arXiv:1710.07300*, 2017. **1**
- [13] Aniruddha Kembhavi, Mike Salvato, Eric Kolve, Minjoon Seo, Hannaneh Hajishirzi, and Ali Farhadi. A diagram is worth a dozen images. In *European Conference on Computer Vision*, pages 235–251. Springer, 2016. **1**
- [14] Aniruddha Kembhavi, Minjoon Seo, Dustin Schwenk, Jonghyun Choi, Ali Farhadi, and Hannaneh Hajishirzi. Are you smarter than a sixth grader? textbook question answering for multimodal machine comprehension. In *Proceedings of the IEEE Conference on Computer Vision and Pattern Recognition*, pages 4999–5007, 2017. **1, 2, 4**
- [15] P. Diederik Kingma and Lei Jimmy Ba. Adam: A method for stochastic optimization. In *International conference on learning representations (ICLR)*, 2015. **7**
- [16] Tomáš Kočiský, Jonathan Schwarz, Phil Blunsom, Chris Dyer, Karl Moritz Hermann, Gábor Melis, and Edward Grefenstette. The narrativeqa reading comprehension challenge. *Transactions of the Association for Computational Linguistics*, 6:317–328, 2018. **1**
- [17] Tsung-Yi Lin, Michael Maire, Serge Belongie, James Hays, Pietro Perona, Deva Ramanan, Piotr Dollár, and C Lawrence Zitnick. Microsoft coco: Common objects in context. In *European conference on computer vision*, pages 740–755. Springer, 2014. **2**
- [18] Ao Liu, Lizhen Qu, Junyu Lu, Chenbin Zhang, and Zenglin Xu. Machine reading comprehension: Matching and orders. In *Proceedings of the 28th ACM International Conference on Information and Knowledge Management*, pages 2057–2060, 2019. **1**
- [19] Jiasen Lu, Jianwei Yang, Dhruv Batra, and Devi Parikh. Hierarchical question-image co-attention for visual question answering. *arXiv preprint arXiv:1606.00061*, 2016. **2**
- [20] Marco Lui and Timothy Baldwin. langid.py: An off-the-shelf language identification tool. In *Proceedings of the ACL 2012 system demonstrations*, pages 25–30, 2012. **4**
- [21] Mateusz Malinowski and Mario Fritz. A multi-world approach to question answering about real-world scenes based on uncertain input. *arXiv preprint arXiv:1410.0210*, 2014. **2**
- [22] Mateusz Malinowski, Marcus Rohrbach, and Mario Fritz. Ask your neurons: A neural-based approach to answering questions about images. In *Proceedings of the IEEE international conference on computer vision*, pages 1–9, 2015. **2**
- [23] Antoine Miech, Jean-Baptiste Alayrac, Lucas Smaira, Ivan Laptev, Josef Sivic, and Andrew Zisserman. End-to-end learning of visual representations from uncurated instructional videos. In *Proceedings of the IEEE/CVF Conference on Computer Vision and Pattern Recognition*, pages 9879–9889, 2020. **8**
- [24] Tomas Mikolov, Kai Chen, Greg Corrado, and Jeffrey Dean. Efficient estimation of word representations in vector space. *arXiv preprint arXiv:1301.3781*, 2013. **7**
- [25] Pranav Rajpurkar, Jian Zhang, Konstantin Lopyrev, and Percy Liang. Squad: 100,000+ questions for machine comprehension of text. In *Proceedings of the 2016 Conference on Empirical Methods in Natural Language Processing*, pages 2383–2392, 2016. **1, 2**
- [26] Nils Reimers and Iryna Gurevych. Sentence-bert: Sentence embeddings using siamese bert-networks. In *Proceedings of the 2019 Conference on Empirical Methods in Natural Language Processing*. Association for Computational Linguistics, 11 2019. **7**
- [27] Mengye Ren, Ryan Kiros, and Richard Zemel. Exploring models and data for image question answering. *arXiv preprint arXiv:1505.02074*, 2015. **2**
- [28] Matthew Richardson, Christopher JC Burges, and Erin Renshaw. Mctest: A challenge dataset for the open-domain machine comprehension of text. In *Proceedings of the 2013 Conference on Empirical Methods in Natural Language Processing*, pages 193–203, 2013. **1, 2**
- [29] M Tapaswi, Y Zhu, R Stiefelhagen, A Torralba, R Urtasun, and S Fidler. Movieqa: Understanding stories in movies through question-answering. In *2016 IEEE Conference on Computer Vision and Pattern Recognition (CVPR)*, pages 4631–4640, 2016. **1, 2, 4, 6**

- [30] Adam Trischler, Tong Wang, Xingdi Yuan, Justin Harris, Alessandro Sordoni, Philip Bachman, and Kaheer Suleman. Newsqa: A machine comprehension dataset. In *Proceedings of the 2nd Workshop on Representation Learning for NLP*, pages 191–200, 2017. [1](#)
- [31] Pauli Virtanen, Ralf Gommers, Travis E. Oliphant, Matt Haberland, Tyler Reddy, David Cournapeau, Evgeni Burovski, Pearu Peterson, Warren Weckesser, Jonathan Bright, Stéfan J. van der Walt, Matthew Brett, Joshua Wilson, K. Jarrod Millman, Nikolay Mayorov, Andrew R. J. Nelson, Eric Jones, Robert Kern, Eric Larson, C J Carey, İlhan Polat, Yu Feng, Eric W. Moore, Jake VanderPlas, Denis Laxalde, Josef Perktold, Robert Cimrman, Ian Henriksen, E. A. Quintero, Charles R. Harris, Anne M. Archibald, Antônio H. Ribeiro, Fabian Pedregosa, Paul van Mulbregt, and SciPy 1.0 Contributors. SciPy 1.0: Fundamental Algorithms for Scientific Computing in Python. *Nature Methods*, 17:261–272, 2020. [5](#)
- [32] Jason Weston, Sumit Chopra, and Antoine Bordes. Memory networks. In *International conference on learning representations (ICLR)*, 2015. [2](#)
- [33] Caiming Xiong, Stephen Merity, and Richard Socher. Dynamic memory networks for visual and textual question answering. In *International conference on machine learning*, pages 2397–2406. PMLR, 2016. [2](#)
- [34] Huijuan Xu and Kate Saenko. Ask, attend and answer: Exploring question-guided spatial attention for visual question answering. In *European Conference on Computer Vision*, pages 451–466. Springer, 2016. [2](#)
- [35] Semih Yagcioglu, Aykut Erdem, Erkut Erdem, and Nazli Ikizler-Cinbis. Recipeqa: A challenge dataset for multi-modal comprehension of cooking recipes. In *Proceedings of the 2018 Conference on Empirical Methods in Natural Language Processing*, pages 1358–1368, 2018. [1](#), [2](#), [3](#), [4](#), [6](#), [8](#)
- [36] Peter Young, Alice Lai, Micah Hodosh, and Julia Hockenmaier. From image descriptions to visual denotations: New similarity metrics for semantic inference over event descriptions. *Transactions of the Association for Computational Linguistics*, 2:67–78, 2014. [2](#)
- [37] Licheng Yu, Eunbyung Park, Alexander C Berg, and Tamara L Berg. Visual madlibs: Fill in the blank description generation and question answering. In *Proceedings of the IEEE international conference on computer vision*, pages 2461–2469, 2015. [2](#)
- [38] Rowan Zellers, Yonatan Bisk, Ali Farhadi, and Yejin Choi. From recognition to cognition: Visual commonsense reasoning. In *Proceedings of the IEEE/CVF Conference on Computer Vision and Pattern Recognition*, pages 6720–6731, 2019. [1](#)
- [39] Yuke Zhu, Oliver Groth, Michael Bernstein, and Li Fei-Fei. Visual7w: Grounded question answering in images. In *Proceedings of the IEEE conference on computer vision and pattern recognition*, pages 4995–5004, 2016. [2](#)
- [40] C Lawrence Zitnick, Ramakrishna Vedantam, and Devi Parikh. Adopting abstract images for semantic scene understanding. *IEEE transactions on pattern analysis and machine intelligence*, 38(4):627–638, 2014. [2](#)