

Turning Channel Noise into an Accelerator for Over-the-Air Principal Component Analysis

Ze Zhong Zhang, Guangxu Zhu, Rui Wang, Vincent K. N. Lau, and Kaibin Huang

Abstract

The enormous data distributed at the network edge and ubiquitous connectivity have led to the emergence of the new paradigm of distributed machine learning and large-scale data analytics. Distributed *principal component analysis* (PCA) concerns finding a low-dimensional subspace that contains the most important information of distributed high-dimensional data. The subspace is useful for distributed data compression and feature extraction. This work advocates the application of over-the-air federated learning to efficient implementation of distributed PCA in a wireless network under a data-privacy constraint, termed *AirPCA*. The design features the exploitation of the waveform-superposition property of a multi-access channel to realize *over-the-air aggregation* of local subspace updates computed and simultaneously transmitted by devices to a server, thereby reducing the multi-access latency. The original drawback of this class of techniques, namely channel-noise perturbation to uncoded analog modulated signals, is turned into a mechanism for escaping from saddle points during *stochastic-gradient descent* (SGD) in the AirPCA algorithm. As a result, its convergence is accelerated. To materialize the idea, descent speeds in different types of descent regions are analyzed mathematically using martingale theory by accounting for wireless propagations and techniques including broadband transmission, over-the-air aggregation, channel fading and noise. The results reveal the accelerating effect of noise in saddle regions and the opposite effect in other types of regions. The insight and results are applied to designing an online scheme for adapting receive signal power to the type of current descent region. Specifically, the scheme amplifies the noise effects in saddle regions by reducing signal power and applies the power savings to suppressing the effects in other regions. From experiments using real datasets, such power control is found to accelerate convergence while achieving the same convergence accuracy as in the ideal case of centralized PCA.

Z. Zhang and K. Huang are with The University of Hong Kong, Hong Kong (Email: {zzzhang, huangkb}@eee.hku.hk). G. Zhu is with Shenzhen Research Institute of Big Data, China (Email: gxzhu@sribd.cn). R. Wang is with Southern University of Science and Technology, China (Email: wang.r@sustech.edu.cn). V. K. N. Lau is with the The Hong Kong University of Science and Technology, Hong Kong (Email: eeknlau@ust.hk). Corresponding authors: K. Huang and R. Wang.

I. INTRODUCTION

The enormous data distributed over edge devices (e.g., smartphones and Internet-of-Things sensors) and ubiquitous connectivity have triggered the paradigm shift of distributed machine learning and large-scale data analytics [1]. As a standard technique in data analytics, *principal component analysis* (PCA) provides a simple way of discovering a low-dimensional subspace, called *principal components*, that contains the most important information of a high-dimensional dataset [2]. This is useful for data compression, simplification of data description, and feature extraction. For these reasons, PCA finds applications in almost all scientific fields ranging from wireless communication (see e.g., [3], [4]) to machine learning (see e.g., [5], [6]). A common approach of PCA is based on *singular-value decomposition* (SVD) of a data table, which comprises all data samples as rows. However, the required data centralization makes this approach infeasible for implementing PCA in a mobile network as uploading mobile data violates their privacy and changes their ownerships. Addressing the issue has motivated researchers to apply *federated learning* (FL) that preserves data privacy to implement distributed PCA, termed *federated PCA* [7]. As originally proposed for distributed learning, the FL framework involves devices in updating a prediction model using local data and uploading local updates (instead of data) to a server for aggregation to update the global model [8]. In this work, we propose an efficient design of federated PCA in a wireless system based on *over-the-air federated learning* which exploits the waveform-superposition property of a multi-access channel to realize low-latency over-the-air aggregation [9], [10]. Targeting this design named *over-the-air PCA* (AirPCA), a power-control scheme is proposed to adapt transmission power of devices to *stochastic gradient descent* (SGD) such that channel noise is turned into an accelerator for the descent.

As originally proposed in [7], federated PCA involves devices in computing their estimates of principal components via SVD of their local data and uploading their local estimates to a server for aggregation to obtain the global estimate. The drawbacks of the algorithm are twofold: 1) the global estimation based on local SVD is biased [11] and 2) local SVD may be too complex for resource constrained devices if data is high-dimensional. The first issue can be alleviated by requesting devices to transmit the estimates of more principal components than those targeted by the server [12]. Both issues can be avoided by formulating federated PCA as a constrained optimization problem of finding a subspace (principal components) to minimize the error function

for data compression by projection onto the subspace. Then the problem can be efficiently solved using the SGD algorithm. It is worth mentioning that typical FL algorithms are based on SGD [13]. In the context of federated PCA, the main difficulty for applying SGD arises from the unitary constraint of the optimization variable that is a subspace. The difficulty can be overcome using the finding in [14] that the solution of the unconstrained problem without the unitary constraint also solves the original constrained problem. Compared with the mentioned algorithm in [7], [11], [12], the SGD algorithm yields unbiased estimation of principal components and furthermore addresses the complexity issue since gradient computation is simpler than SVD. For the reasons, the latter is adopted in this work.

In a scenario with many devices and high-dimensional data, the uploading of local model updates from devices can cause a communication bottleneck for FL (including federated PCA) [8]. Overcoming the bottleneck is a main research theme for FL in wireless networks. A wide range of relevant techniques have emerged recently ranging from resource management [15], [16] to source encoding [17], [18]. In particular, the mentioned over-the-air FL is a class of techniques that realize over-the-air aggregation by superimposing analog modulated model updates transmitted simultaneously by devices [9], [19]–[23]. Compared with digital orthogonal access, over-the-air aggregation supporting simultaneous access has the advantage of reducing the multi-access latency when the number of devices is large [9]. However, the uncoded analog transmission exposes the receive signals to the perturbation of channel noise that can potentially degrade the learning performance. In this work, we make an attempt on turning the drawback into an advantage in the context of AirPCA by exploiting the characteristics of the mentioned error function for AirPCA, which are described as follows. For training a model (e.g., a deep neural network) using FL, the (prediction) loss function is dataset dependent and has no known expression. On the contrary, the PCA error function is well defined and its theoretical properties are well understood in the literature. To be specific, the error function has a finite number of stationary points comprising a global optimum and a number of discrete saddle points [14]. Consequently, the regions along the descent path belong to one of three types: 1) a *saddle region* centered at an associated saddle point, 2) a *non-stationary region* where gradients are strictly positive, and 3) an *optimum region* centered at the global optimal point (see illustrations in Fig. 3 in the sequel). The properties suggest that the gradient descent can be trapped at a saddle point having a zero gradient if the descent path encounters a saddle region. The problem is well known and a common solution is to add artificial noise to gradients to escape from saddle points

[24]. On the other hand, the noise slows down the descent outside saddle regions and reduces the convergence accuracy. Instead of adding artificial noise, we propose the idea of leveraging channel noise existing in received signals in AirPCA to escape from saddle points by amplifying its effect but reducing its effects in other types of regions on the descent path.

The idea is materialized in this work by designing region-adaptive power control for AirPCA. The main contributions are summarized as follows.

- Descent-Speed Analysis:** Building on the martingale-based analytical approach for centralized PCA training in [24], we develop a new framework of descent-speed analysis for AirPCA. In light of prior work on distributed PCA assuming reliable links, the novelty of the framework lies in accounting for wireless propagation and techniques, including *orthogonal frequency division multiplexing* (OFDM), over-the-air aggregation, channel fading and noise. The descent speed of AirPCA is measured by the reduction of the expected error function over a given number of communication rounds. Using the framework and exploiting the mentioned properties of the error function, the descent speeds in different regions on a descent path are characterized mathematically. Consider the gradient descent in a non-stationary region. A lower bound on the descent speed is derived and shown to be a monotone *increasing* function of the expected receive *signal-to-noise ratio* (SNR), which is uniform for all devices as a result of signal-magnitude alignment in over-the-air aggregation, and also the expected number of active devices in the presence of fading. In contrast, the descent speed in a saddle region is a monotone *decreasing* function of these two variables as their reduction amplifies the noise effect and accelerates the escape from the saddle point. Last, it is proved that under the effect of channel noise, the descent path can eventually enter the optimum region in probability so long as the step-size is sufficiently small.
- Region-Adaptive Power Control:** Based on the analytical result, a simple scheme for online power control is designed to adapt the uniform receive SNR to the type of current descent region by coordinating transmission power of devices. Thereby, the gradient descent of AirPCA is accelerated. To be specific, when a saddle region is detected, the receive SNR is fixed at a minimum value to amplify the noise effect so that the descent path can escape from the saddle point. This results in power savings under an average power constraint. On the other hand, when either a non-stationary or the optimum region is detected, receive SNR is enhanced by either using up all power savings from preceding rounds in the current round, called *one-shot saving spending*, or distributing the savings over multiple rounds using a

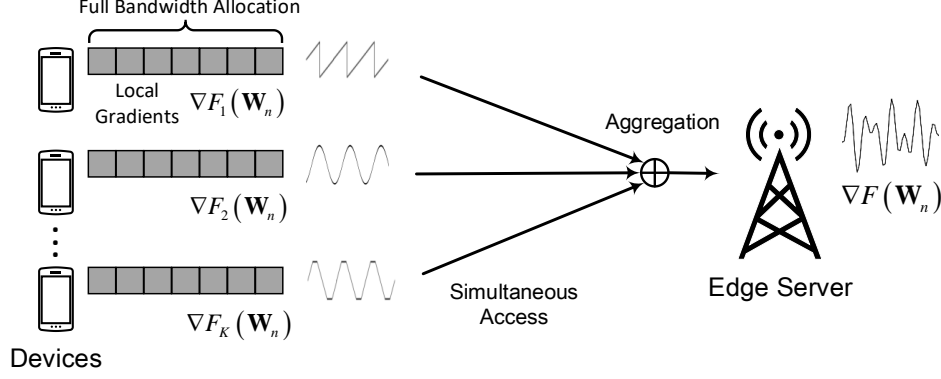


Figure 1: Broadband AirPCA system.

diminishing geometric sequence with the common ratio controlling the saving-dissipation speed, called *gradual saving spending*.

- **Experimental Results:** The learning performance of AirPCA is evaluated using experiments with several well-known real datasets, namely MNIST, CIFAR-10, and AR. The proposed region-adaptive power control is shown to be effective in escaping from saddle points and accelerating AirPCA convergence with respect to the case with fixed receive power/SNR. At the same time, the proposed scheme achieves the convergence accuracy of centralized PCA. Moreover, it is found that the mentioned gradual saving spending can outperform the one-shot counterpart if the common ratio is optimized. The effects of other parameters such as the number of devices and the channel truncation threshold are also investigated.

The reminder of the paper is organized as follows. The AirPCA system is described in Section II. In Section III, descent speeds of AirPCA are analyzed. Based on the analytical results, the online scheme of region-adaptive power control is designed in Section IV. Experimental results are presented in Section V, followed by concluding remarks in Section VI.

II. OVER-THE-AIR PCA SYSTEM

In this section, we present the model of a broadband AirComp system, design the distributed PCA algorithm, and describe its implementation in the system.

A. Over-the-Air Aggregation System

We consider the broadband over-the-air aggregation system as proposed in [9] to support AirPCA. In the system, there are K devices communicating with a single server. The commu-

nication comprises multiple rounds, each of which is divided into an uplink and a downlink transmission phases. Consider the uplink phase of an arbitrary round. Each device transmits a fixed number, denoted as q , of symbols to the server over M (frequency) sub-channels generated by OFDM. To this end, q symbols are divided into $\frac{q}{M}$ blocks. Each block is transmitted in one OFDM symbol duration with each sub-channel modulated with one symbol using linear analog modulation. The transmission of all devices is simultaneous so as to realize over-the-air aggregation. Then the i -th aggregated symbol received by the server in the n -th communication round, denoted as $y_n^{(i)}$, is given as

$$y_n^{(i)} = \sum_{k=1}^K h_{k,n}^{(i)} p_{k,n}^{(i)} s_{k,n}^{(i)} + z_n^{(i)}, \quad \forall i, n \quad (1)$$

where $s_{k,n}^{(i)}$ denotes the symbol transmitted by device k with $\mathbb{E}[|s_k^{(i)}|^2] = 1$, the Gaussian random variables $h_{k,n}^{(i)} \sim \mathcal{CN}(0, 1)$ and $z_n^{(i)} \sim \mathcal{CN}(0, \sigma^2)$ represent the gain and noise of the corresponding sub-channel, respectively, and $p_{k,n}^{(i)}$ is the precoding coefficient. Let $P_{k,n}$ denote the power consumption by the broadband transmission of device k in round n : $P_{k,n} = \sum_{i=1}^M |p_{k,n}^{(i)}|^2$. The transmission of each device is subject to an average power constraint:

$$\mathbb{E}[P_{k,n}] = \mathbb{E} \left[\sum_{i=1}^M |p_{k,n}^{(i)}|^2 \right] \leq \bar{P}, \quad (2)$$

for a given constant \bar{P} .

Over-the-air aggregation requires channel inversion so that each received symbol is the desired sum of transmitted symbols. We adopt one existing scheme that is designed to satisfy the average power constraint called *truncated channel inversion* [9], [25]. Specifically, the precoding coefficient in (1) is given as

$$p_{k,n}^{(i)} = \begin{cases} \frac{\sqrt{P_n^{\text{rx}}}}{h_{k,n}^{(i)}}, & |h_{k,n}^{(i)}|^2 \geq G, \\ 0, & |h_{k,n}^{(i)}|^2 < G, \end{cases} \quad (3)$$

where the controllable receive power P_n^{rx} and constant G are called signal-magnitude-alignment factor and truncation threshold, respectively, as explained in the following [9], [25]. The factor P_n^{rx} , which scales magnitude of an aggregated symbol at the receiver, forms a *power-control sequences* $\{P_n^{\text{rx}}\}$ in the entire process controlling the receive power under the constraint in (2). Given identical distributions of sub-channel gains, it can be obtained that [9]

$$\mathbb{E}[P_n^{\text{rx}}] \leq \frac{\bar{P}}{M \text{Ei}(G)} = \bar{P}_{\text{max}}^{\text{rx}}, \quad (4)$$

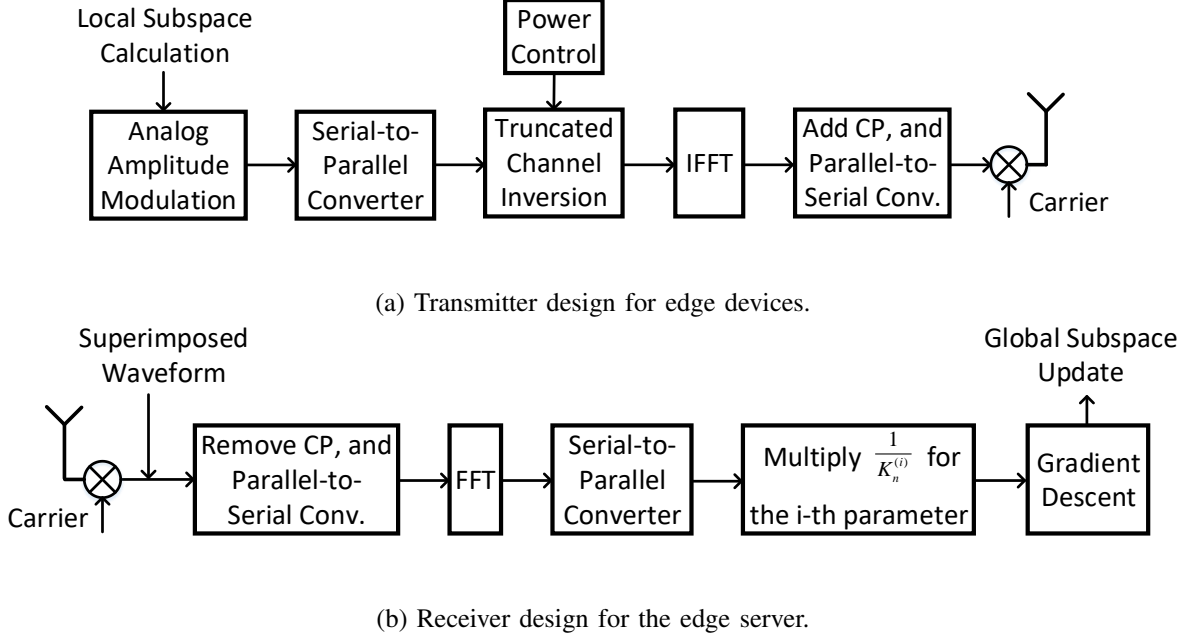


Figure 2: Transceiver design of the AirPCA system.

where $\text{Ei}(\cdot)$ is the exponential integral function defined as $\text{Ei}(G) = \int_G^\infty \frac{1}{t} \exp(-t) dt$. On the other hand, the truncation threshold G avoids excessive power consumption due to inversion of deeply faded sub-channels. To enforce fixed transmission latency, the symbols assigned to truncated sub-channels are discarded. The probability that a sub-channel avoids truncation (or equivalently its symbol is transmitted) is called *activation probability* and denoted by ζ^{act} . It is easily obtained as

$$\zeta^{\text{act}} = \Pr(|h_{k,n}^{(i)}|^2 \geq G) = e^{-G}. \quad (5)$$

The value ζ^{act} reflects the reliability of a wireless channel.

After receiving the aggregated message, the server updates the global model and further broadcasts it in the downlink, which is identical to all devices. As transmit power and bandwidth are usually large for broadcasting, we consider it as the high SNR condition and neglect the distortion during broadcasting in the downlink.

B. Distributed PCA Problem and Algorithm

1) *Distributed PCA Problem*: We assume a global dataset comprising L samples is uniformly distributed over the K devices. Let \mathcal{D}_k denote local dataset of device k generated by

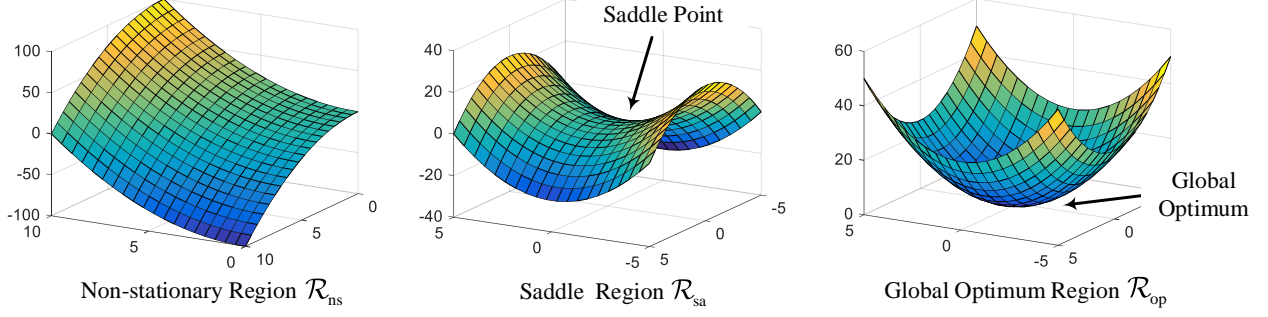


Figure 3: Three types of regions in a strict saddle function.

uniformly sampling the global dataset. The local datasets have a uniform size: $|\mathcal{D}_k| = \ell_0$ where $L = K\ell_0$. The distributed PCA problem is to find a low-dimensional subspace of the data space, called *principal components*, to compress the distributed dataset under the criterion of minimum distortion. Let d and D with $D \gg d$ denote the dimensions of the principal components and data space, respectively. Let the i -th sample be denoted as $\mathbf{x}_i \in \mathbb{R}^{D \times 1}$. Moreover, d -dimensional principal components are represented by the unitary matrix $\mathbf{W} \in \mathbb{R}^{D \times d}$. The sample \mathbf{x}_i can be approximated using its projection onto the subspace, $\mathbf{W}^T \mathbf{x}_i$, as $\mathbf{W}\mathbf{W}^T \mathbf{x}_i$. To minimize the approximation error, the distributed PCA problem can be formulated as:

$$\begin{aligned}
 (\text{P1}) \quad & \min_{\mathbf{W}} \quad \frac{1}{L} \sum_{k=1}^K \sum_{i \in \mathcal{D}_k} \|\mathbf{x}_i - \mathbf{W}\mathbf{W}^T \mathbf{x}_i\|_2^2, \\
 & \text{s.t.} \quad \mathbf{W}^T \mathbf{W} = \mathbf{I},
 \end{aligned}$$

where $\mathbf{x}_i \in \mathbb{R}^{D \times 1}$ is a data sample, with $\mathbf{X} \in \mathbb{R}^{D \times L}$ as the aggregation, and $\mathbf{W} \in \mathbb{R}^{D \times d}$ is the matrix of basis vectors, which projects the L raw data samples of D dimensions into a d -dimensional subspace ($D > d$). If all devices can upload their local data to the server, Problem (P1) can be solved by applying SVD on the covariance matrix $\mathbf{R} = \mathbf{X}\mathbf{X}^T$ where the centralized dataset $\mathbf{X} = [\mathbf{x}_1, \mathbf{x}_2, \dots, \mathbf{x}_L]$. However, for the scenario of distributed PCA, direct data uploading is infeasible under the data-privacy constraint. A different solution based on SGD is described as follows.

2) *Distributed PCA Algorithm:* For ease of notation, let the objective function of Problem (P1) be denoted as

$$F(\mathbf{W}) = \frac{1}{L} \sum_{i=1}^L \|\mathbf{x}_i - \mathbf{W}\mathbf{W}^T \mathbf{x}_i\|_2^2. \quad (6)$$

As proved in [14], $F(\mathbf{W})$ has stationary points in the form of $\mathbf{W} = \mathbf{U}_d \mathbf{Q}$, where the column vectors of $\mathbf{U}_d \in \mathbb{R}^{D \times d}$ are d distinct eigenvectors of the covariance matrix $\mathbf{R} = \mathbf{X}\mathbf{X}^T$ and $\mathbf{Q} \in \mathbb{R}^{d \times d}$ is an arbitrary unitary matrix. If the Hessian matrix $\nabla^2 F(\mathbf{W})$ has both positive and negative eigenvalues, then \mathbf{W} is called a *saddle point*. As further proved in [14], all stationary points of $F(\mathbf{W})$ are saddle points, except for one where \mathbf{U}_d contains the d dominant eigenvectors of \mathbf{R} . This point yields the global minimum of $F(\mathbf{W})$. The above properties suggest that $F(\mathbf{W})$ comprises three types of region as illustrated in Fig. 3. Then the gradient-descent algorithm can be effective in solving the following optimization problem, which is a simplified version of (P1) without its unitary constraint:

$$(\text{P2}) \quad \min_{\mathbf{W}} F(\mathbf{W}),$$

if the descent can avoid being trapped at the saddle points. A standard approach of escaping from a saddle point is by adding artificial noise into the gradients [24]. Then the column space of the optimal point, \mathbf{W}^* , solves Problem (P1).

As a special case of FL, the iterative algorithm of distributed PCA is based on SGD [13]. To describe the algorithm, consider an arbitrary communication round of the algorithm. At its beginning, the server broadcasts the current principal components \mathbf{W} to all devices for computing local stochastic gradients. To this end, the local objective function of device k is given as $F_k(\mathbf{W}) = \frac{1}{\ell_0} \sum_{i \in \mathcal{D}_k} \|\mathbf{x}_i - \mathbf{W}\mathbf{W}^T \mathbf{x}_i\|_2^2$. Moreover, define the data covariance matrix at device k as $\mathbf{R}_k = \mathbf{X}_k \mathbf{X}_k^T$, where the $D \times \ell_0$ matrix \mathbf{X}_k comprises samples in the local dataset \mathcal{D}_k . Then the local gradient, $\nabla F_k(\mathbf{W})$, is computed at device k as

$$\nabla F_k(\mathbf{W}) = \frac{2}{\ell_0} [-2\mathbf{R}_k + \mathbf{R}_k \mathbf{W}\mathbf{W}^T + \mathbf{W}\mathbf{W}^T \mathbf{R}_k] \mathbf{W}. \quad (7)$$

The devices upload their local gradients to the server for aggregation and then updating the principal components \mathbf{W} . Note that the gradient of the global objective function $F(\mathbf{W})$ can be written in terms of local gradients as $\nabla F(\mathbf{W}) = \frac{1}{K} \sum_k \nabla F_k(\mathbf{W})$. However, the received gradient is purposely perturbed by noise for the purpose of escaping from saddle points [24]:

$$\nabla \hat{F}(\mathbf{W}) = \frac{1}{K} \sum_{k=1}^K \nabla F_k(\mathbf{W}) + \mathbf{z}, \quad (8)$$

where \mathbf{z} is a random vector representing noise. Then the principal components in the current round (say round n), \mathbf{W}_n , are updated by the server:

$$\mathbf{W}_{n+1} = \mathbf{W}_n - \mu \nabla \hat{F}(\mathbf{W}_n), \quad (9)$$

where μ is a fixed step-size. The above per-round procedure is repeated until \mathbf{W} converges.

C. AirPCA Implementation

AirPCA implements distributed PCA in an over-the-air aggregation system. The implementation of the n -th round is described as follows. To facilitate transmission over both in-phase and quadrature channels, the local and global gradients (matrices), $\nabla F_k(\mathbf{W})$ and $\nabla F(\mathbf{W})$, are complex vectorized and the resultant are denoted as $g_k(\mathbf{W}) = \text{vec}[\nabla F_k(\mathbf{W})]$ and $g(\mathbf{W}) = \text{vec}[\nabla F(\mathbf{W})]$, each comprising $q = \frac{D \times d}{2}$ elements. Given i.i.d. data distribution over devices, the following assumption of unbiased estimation is common in the literature of distributed learning and estimation (see e.g., [13], [26]).

Assumption 1 (Unbiased Estimation). The local gradient computed at each device is an unbiased estimate of the global gradient:

$$g_k(\mathbf{W}) = g(\mathbf{W}) + \Delta_k, \quad \forall k, \quad (10)$$

where the estimation error vector, Δ_k , is called *data noise* and satisfies

$$\mathbb{E}[\Delta_k] = \frac{1}{K} \sum_{k=1}^K \Delta_k = \mathbf{0}, \quad \mathbb{E}[\Delta_k \Delta_k^H] \leq \kappa^2 \mathbf{I}, \quad (11)$$

for a given constant κ^2 .

Note from (11) that the data noise $\{\Delta_k\}$ at different devices are correlated.

To realize over-the-air aggregation, each device transmits its local gradient using linear analog modulation. Following the model in [9], [27] for i.i.d. data distribution, the symbols at device k , namely the elements of the local gradient $g_k(\mathbf{W})$, can be modelled as identically distributed random variables with mean η and variance ν^2 ; the statistics are identical for all devices and are known by them. To facilitate power control in (2), each symbol that is not truncated is normalized to have zero mean and unit variance, i.e., $s_{k,n} = \frac{g_k(\mathbf{W}_n) - \eta}{\nu}$ in the n -th round, and then transmitted over a sub-channel; otherwise, a symbol 0 is transmitted. Being synchronized in time (using i.e., timing advance in 3GPP) and using truncated channel inversion in (3), all devices simultaneously transmit their OFDM symbols with aligned boundaries to perform over-the-air aggregation. This yields the symbol vector as received by the server as

$$\mathbf{y}_n = \sum_{k=1}^K \sqrt{P_n^{\text{rx}}} s_{k,n} + \mathbf{z}_n. \quad (12)$$

Then the received symbols are denormalized to give the elements of the noisy global gradient, denoted as $\widehat{g}(\mathbf{W}_n)$, as

$$[\widehat{g}(\mathbf{W}_n)]_i = \frac{1}{K_n^{(i)}} \frac{\nu}{\sqrt{P_{\text{rx}}}} [\mathbf{y}_n]_i + \eta, \quad (13)$$

where $K_n^{(i)}$ is defined to be the number of devices transmitting the i -th gradient element in the n -th round, with $\mathcal{K}_i^{(i)}$ denoting the set of devices, that is, $|\mathcal{K}_i^{(i)}| = K_n^{(i)}$. The number follows a binomial distribution, $K_n^{(i)} \sim B(K, \zeta^{\text{act}})$, with ζ^{act} being the activation probability in (5). The equation in (13) implies that $K_n^{(i)}$ is nonzero. This is reasonable since $\Pr(K_n^{(i)} = 0) = (1 - \zeta^{\text{act}})^K$ which is close to zero when ζ^{act} is close to one and/or K is large. The substitution of the normalization equation and (12) into (13) gives the noisy global gradient as received by the server as

$$\widehat{g}(\mathbf{W}_n) = g(\mathbf{W}_n) + \boldsymbol{\xi}_n, \quad (14)$$

where the noise vector $\boldsymbol{\xi}_n$ combines channel and data noise and is defined element-wise as

$$[\boldsymbol{\xi}_n]_i = \frac{1}{K_n^{(i)}} \left(\frac{\nu}{\sqrt{P_{\text{rx}}}} [\mathbf{z}_n]_i + \sum_{k \in \mathcal{K}_n^{(i)}} [\Delta_k]_i \right), \quad \forall i. \quad (15)$$

By de-vectorizing $\widehat{g}(\mathbf{W}_n)$ in (14) into the matrix $\widehat{F}(\mathbf{W}_n)$, the principal components are updated as in (9), completing the n -th round of AirPCA.

III. CONVERGENCE ANALYSIS FOR AIRPCA

In this section, the convergence of AirPCA is quantified in terms of descent speeds in different types of regions (see Fig. 3) and convergence accuracy. The results are useful for designing power control in the next section.

A. Definitions and Assumptions

For tractable analysis, several definitions and assumptions are given as follows. First, as discussed, the objective function $F(\mathbf{W})$ of the PCA problem in (P1) contains discrete saddle points, one global optimum without local optimums. Such a function belongs to the family of strict saddle functions defined as follows [24], [28].

Definition 1 (Strict Saddle Function). A twice differentiable function $F(\mathbf{W})$ is called $(\alpha, \gamma, \epsilon, \delta)$ -strict saddle if for any point \mathbf{W} , at least one of the following is true

1. $\|\nabla F(\mathbf{W})\| \geq \epsilon$.
2. Consider the Hessian matrix $\mathcal{H}(\mathbf{W}) = \nabla^2 F(\mathbf{W})$. Its minimum eigenvalue $\lambda_{\min}(\mathcal{H}(\mathbf{W})) \leq -\gamma$ for some positive constant γ .
3. Let \mathbf{W}^* be the point of global minimum of $F(\mathbf{W})$ and δ and α given positive constants. In the δ -neighbourhood $\{\mathbf{W} \in \mathbb{R}^{D \times d} : \|\mathbf{W} - \mathbf{W}^*\| \leq \delta\}$, the function $F(\mathbf{W})$ is α -strongly convex, i.e., $\lambda_{\min}(\mathcal{H}(\mathbf{W})) \geq \alpha$.

The above definition allows the three types of regions of $F(\mathbf{W})$ as illustrated in Fig. 3 to be defined mathematically as follows.

Definition 2 (Region Types). A region of $F(\mathbf{W})$ belongs to one of the following three types.

- A *non-stationary region* [see Fig. 3(a)], denoted as \mathcal{R}_{ns} , is one where condition 1) holds and thus can be defined as $\mathcal{R}_{\text{ns}} = \{\mathbf{W} \in \mathbb{R}^{D \times d} : \|\nabla F(\mathbf{W})\| \geq \epsilon\}$.
- A *saddle region* [see Fig. 3(b)], denoted as \mathcal{R}_{sa} , is one where both conditions 1) and 2) hold and thus can be defined as $\mathcal{R}_{\text{sa}} = \{\mathbf{W} \in \mathbb{R}^{D \times d} : \|\nabla F(\mathbf{W})\| < \epsilon; \lambda_{\min}(\mathcal{H}(\mathbf{W})) \leq -\gamma\}$.
- A *global optimum region* [see Fig. 3(c)], denoted as \mathcal{R}_{op} , is one where condition 3) holds and thus can be defined as $\mathcal{R}_{\text{op}} = \{\mathbf{W} \in \mathbb{R}^{D \times d} : \|\mathbf{W} - \mathbf{W}^*\| \leq \delta; \lambda_{\min} \mathcal{H}(\mathbf{W}) \geq \alpha\}$.

For tractability, we make several typical assumptions on $F(\mathbf{W})$ that introduce additional properties that usually hold in practice (see e.g., [24]).

Assumption 2. The function $F(\mathbf{W})$ has several additional properties:

- 1) (Boundedness) Both the function $F(\mathbf{W})$ and its gradient norm are bounded: $\|F(\mathbf{W})\| \leq B$ and $\|g(\mathbf{W})\| \leq C$ for all \mathbf{W} and some constants B and C .
- 2) (Smoothness) The function $F(\mathbf{W})$ is β -Lipschitz smooth:

$$\|g(\mathbf{W}_1) - g(\mathbf{W}_2)\| \leq \beta \|\mathbf{W}_1 - \mathbf{W}_2\| \quad (16)$$

for some positive constant β .

- 3) (Hessian smoothness) The Hessian of $F(\mathbf{W})$, $\mathcal{H}(\mathbf{W}) = \nabla^2 F(\mathbf{W})$, is χ -Lipschitz smooth:

$$\|\mathcal{H}(\mathbf{W}_1) - \mathcal{H}(\mathbf{W}_2)\| \leq \chi \|\mathbf{W}_1 - \mathbf{W}_2\|, \quad (17)$$

for some positive constant χ .

B. Characterizing Gradient Descent in Different Regions

1) *Descent in non-stationary regions:* The descent speed is measured by the expected reduction on the error function, termed the expected error reduction, over a give number of rounds. The descent speed in a non-stationary region is related to the receive signal power as well as other parameters as follows.

Theorem 1 (Descent Speed in a Non-stationary Region). Consider n -round gradient descent in a non-stationary region, \mathcal{R}_{ns} , with the corresponding principal-component states $\{\mathbf{W}_0, \dots, \mathbf{W}_{n-1}\} \subset \mathcal{R}_{\text{ns}}$ and receive power controlled to be $\{P_0^{\text{rx}}, \dots, P_{n-1}^{\text{rx}}\}$. If the step-size $\mu \leq \frac{1}{\beta}$ with β specifying the error-function smoothness, the expected error reduction over the n rounds can be lower bounded as

$$\mathbb{E}[F(\mathbf{W}_0) - F(\mathbf{W}_n)] \geq n\mu \left[\frac{\epsilon^2}{2} - \frac{\beta q \mu \kappa^2}{K \zeta^{\text{act}}} - \frac{3\beta q \mu \nu^2 \sigma^2}{(K \zeta^{\text{act}})^2 \bar{P}^{\text{rx}}} \right], \quad (18)$$

where $\bar{P}^{\text{rx}} = \left[\frac{1}{n} \sum_{m=0}^{n-1} \frac{1}{P_m^{\text{rx}}} \right]^{-1}$.

Proof. See Appendix A. □

First of all, one can observe from (18) that the expected error reduction, is proportional to $n\mu$, the order of descent distance. Next, the three terms enclosed by the brackets at the right-hand size of (18) quantify the effects of the slopes of the error function, data noise, and channel noise respectively, which are explained as follows. The first term is proportional to the square of the minimum slope, ϵ^2 , of the error function in \mathcal{R}_{ns} . Being negative, the second term reduces the descent speed by an amount proportional to the data-noise variance, κ^2 , and inversely proportional to the expected number of devices performing over-the-air aggregation, namely $K\zeta^{\text{act}}$. As is well known in the literature of distributed learning, the latter scaling law results from more accurate distributed estimation due to a larger global dataset where there are more devices (see e.g., [15], [25]).

The last term on the channel-noise effect is new in the literature of distributed PCA. One can observe the descent-speed reduction due to channel noise is inversely proportional to $\frac{\bar{P}^{\text{rx}}}{\sigma^2}$, which can be interpreted as the expected receive SNR per device. This is obvious in the case of fixed receive power, $\bar{P}_m^{\text{rx}} = P_0^{\text{rx}}$, for all m for which $\frac{\bar{P}^{\text{rx}}}{\sigma^2}$ reduces to $\frac{P_0^{\text{rx}}}{\sigma^2}$. On the other hand, over-the-air aggregation results in the expected magnitude of the aggregated signal at the server increasing linearly with respect to the expected number of devices, $K\zeta^{\text{act}}$. Consequently, the

expected SNR after aggregation is scaled up by $(K\zeta^{\text{act}})^2$, causing the channel-noise term in (18) to decrease as an inverse function of the factor. In addition, as a sanity check, setting the channel noise variance $\sigma^2 = 0$ and the activation probability $\zeta^{\text{act}} = 1$, the result in Theorem 1 converges to the existing ones assuming reliable channels [24]. This also applies to Theorems 2 and 3.

Based on the result in Theorem 1, we can draw the conclusion that it is desirable to suppress the effect of channel noise by increasing the effective receive signal power, namely \bar{P}^{rx} . In particular, given a power sequence $\{P_0^{\text{rx}}, \dots, P_n^{\text{rx}}\}$, if another sequence $\{\dot{P}_0^{\text{rx}}, \dots, \dot{P}_n^{\text{rx}}\}$ is larger than $\{P_m^{\text{rx}}\}$ element-wise, then $\{\dot{P}_m^{\text{rx}}\}$ leads to larger expected reduction on the error function over the n rounds.

2) *Descent in saddle regions:* The descent speed in a saddle region is related to the receive signal power as well as other parameters as follows.

Theorem 2 (Descent Speed in a Saddle Region). Consider n -round gradient descent in a saddle region, \mathcal{R}_{sa} , with the corresponding principal-component states $\{\mathbf{W}_0, \dots, \mathbf{W}_{n-1}\} \subset \mathcal{R}_{\text{sa}}$ and finite receive power $\{P_0^{\text{rx}}, \dots, P_{n-1}^{\text{rx}}\} \subset [P_{\min}^{\text{rx}}, P_{\max}^{\text{rx}}]$. Define two constants $\mathcal{V}_{\max} = \frac{\kappa^2}{K\zeta^{\text{act}}} + \frac{3\nu^2\sigma^2}{K^2\zeta^{\text{act}^2}P_{\min}^{\text{rx}}}$ and $\mathcal{V}_{\min} = \frac{\nu^2\sigma^2}{K^2P_{\max}^{\text{rx}}}$. If the step-size and number of rounds satisfy

$$\mu \ll \frac{1}{q\mathcal{V}_{\max}}, \quad n > \frac{1}{2\mu\gamma} \log \left(6q \frac{\mathcal{V}_{\max}}{\mathcal{V}_{\min}} + 1 \right) = N_{\max}, \quad (19)$$

the expected error reduction over the n rounds can be lower bounded as

$$\mathbb{E}[F(\mathbf{W}_0) - F(\mathbf{W}_n)] \geq \frac{\mu}{4} \left[\frac{\kappa^2}{K\zeta^{\text{act}}} + \mu\gamma \sum_{m=0}^{n-N_{\max}-1} \frac{(1 + \mu\gamma)^{2(n-m-1)} \nu^2 \sigma^2}{K^2 P_m^{\text{rx}}} + \frac{3\nu^2 \sigma^2}{K^2 \zeta^{\text{act}^2} P_{\min}^{\text{rx}}} \right]. \quad (20)$$

Proof. See Appendix C. □

In a saddle region [see Fig. 3(b)], the gradient descent may be infeasible in some dimensions (e.g., one in which the error function is convex and the current point is the local minimum); descent is guaranteed only in the dimension corresponding to the minimum eigenvalue $\lambda_{\min}(\mathcal{H}(\mathbf{W})) \leq -\gamma$ which is concave. The result in Theorem 2 shows that the gradient perturbation by the data-and-channel noise has the beneficial effect of warranting the expected descent (or equivalently strictly positive expected error reduction) if the step-size is sufficiently small and the number of rounds is sufficiently large. This results in a high probability of descending in the dimension corresponding to $\lambda_{\min}(\mathcal{H}(\mathbf{W}))$ due to the noise induced randomization of the descending direction. In the brackets at the right-hand side of (20), the first term and the last two

terms represent the positive effects of data and channel noise on the descent speed, respectively, as opposed to their negative effects in a non-stationary region (see Theorem 1).

An observation important for power control that can be made from (20) is that enhancing the channel noise by reducing the receive signal power, $\{P_m^{\text{rx}}\}$, enhances the expected error reduction. Thus, it is desirable to set the power to its minimum, $P_m^{\text{rx}} = P_{\min}^{\text{rx}}$. As a result, the bound on the expected error reduction can be simplified as

$$\mathbb{E}[F(\mathbf{W}_0) - F(\mathbf{W}_n)] \geq \frac{\mu}{4} \left[\frac{\kappa^2}{K\zeta^{\text{act}}} + \left(\phi(\mu, n) + \frac{3}{(\zeta^{\text{act}})^2} \right) \frac{\nu^2 \sigma^2}{K^2 P_{\min}^{\text{rx}}} \right]. \quad (21)$$

where $\phi(\mu, n) = \frac{(1+\mu\gamma)^{2n} - (1+\mu\gamma)^{2N_{\max}}}{2+\mu\gamma}$. On the other hand, it should be emphasized that the receive signal power should not be too low as too strong noise can make the aggregated gradient (or equivalently the descent direction) completely random and thereby make it impossible to truly escape from a saddle point in the long term, namely repeatedly returning to the point.

3) *Convergence likelihood and accuracy:* The results in Theorems 1 and 2 show that the gradient descent of AirPCA is not trapped within any non-stationary or saddle region. Consequently, the descent path eventually enters the optimum region almost surely, leading to learning convergence. The likelihood of convergence can be mathematically characterized in the following theorem, where the constants \mathcal{V}_{\max} and N_{\max} follow those defined in Theorems 1 and 2.

Theorem 3. Consider N -round gradient descent for AirPCA from an arbitrary initial point and a step-size μ satisfying $\mu \ll \frac{1}{q\mathcal{V}_{\max}}$ and $\mu < \frac{\epsilon^2}{4\beta q\mathcal{V}_{\max}}$. Let \mathcal{E}_N denote the event that the descent path enters the optimum region within N rounds: $\mathcal{E}_N = \{\text{There exists some } n \text{ such that } 0 \leq n \leq N-1 \text{ and } \mathbf{W}_n \in \mathcal{R}_{\text{op}}\}$. If $N = mN_{\max}$ with $m \in \mathbb{N}^+$, the probability of \mathcal{E}_N can be lower bounded as

$$\Pr(\mathcal{E}_N) \geq 1 - \frac{12B}{(m+1)\mu\rho\mathcal{V}_{\max}}, \quad (22)$$

where the constant $\rho = \min \left\{ \frac{2\beta q}{\gamma} \log(6q \frac{\mathcal{V}_{\max}}{\mathcal{V}_{\min}} + 1), 1 \right\}$, and B is the upper-bound on the error-function norm.

Proof. See Appendix D. □

Theorem 3 shows that if the step-size μ is sufficient small and the number of rounds is sufficiently large, the convergence is guaranteed in probability by ensuring $\Pr(\mathcal{E}_N)$ close to one.

Although it is possible for the descent path to escape from the optimum region due to accidental strong noise, it will return to \mathcal{R}_{op} almost surely according to Theorem 3.

A standard analytical method for SGD can be applied to characterize the convergence accuracy. For instance, by similar analysis as in [24], [29], it can be shown that if the number of rounds is sufficiently large, the distance between learned principal components, \mathbf{W}_n , and the optimal point \mathbf{W}^* , namely $\|\mathbf{W}_n - \mathbf{W}^*\|^2$, is linearly proportional to $\mu q \sqrt{\mathbb{E}[\|\boldsymbol{\xi}\|^2]}$ where $\boldsymbol{\xi}$ is the data-plus-channel noise sample in (14).

IV. REGION-ADAPTIVE POWER CONTROL

Building on the convergence results in the preceding section, the scheme of region-adaptive power control to accelerate AirPCA is designed in this section. The scheme comprises of two component schemes, online detection of descent regions and online power control. They are described sequentially in the following subsections.

A. Online Detection of Descent Regions

Online detection of the type of the current descent region is the key for realizing the proposed scheme of region-adaptive power control. The main challenge lies in detecting a saddle region due to the conflict. Consider an arbitrary round, say the n -th round. On one hand, it follows from the region's definition that its type can be detected by estimating the minimum eigenvalue of the Hessian matrix, namely $\lambda_{\min}(\mathcal{H}(\mathbf{W}_n))$, and evaluating its value against some given negative constant $-\gamma$. If a saddle region is detected, channel noise should be enhanced so that the descent path can escape from being trapped at the saddle point. On the other hand, the estimation of the Hessian matrix $\mathcal{H}(\mathbf{W}_n)$ is difficult. Specifically, at best the server has the knowledge of one descent path that provides only partial knowledge of $\mathcal{H}(\mathbf{W}_n)$ but the full knowledge is required for computing its eigenvalues. Due to the difficulty of detecting a saddle region based on its definition, we propose a simple and effective online detection scheme described as follows. Again, consider the n -th round where the norm of the aggregated gradient $\|\hat{g}(\mathbf{W}_n)\|$ is found to be below a given threshold ϵ while that in the preceding round is above ϵ . This indicates the descent path is entering a level region which is either a saddle or an optimum region. By default, the region is detected as a saddle region and then the receive signal power is reduced to amplify the noise effect for the path to escape from a saddle point. Given a decreased SNR, the gradient descent is continued for N_0 rounds where N_0 is a design parameter. Then the resultant expected

Algorithm 1: Online Descent-Region Detection.

Input: Error reduction threshold f_0 and testing round number N_0 .

Output: Region detection Θ_n .

Initialize $n = 0$, and $\Theta_n = \mathcal{R}_{\text{ns}}$;

while *not converge* **do**

 Calculate $\|\hat{g}(\mathbf{W}_n)\|$;

if $\|\hat{g}(\mathbf{W}_n)\| < \epsilon$ *and* $\Theta_n = \mathcal{R}_{\text{op}}$ **then**

 Detect $\Theta_{n+1} = \mathcal{R}_{\text{op}}$;

 Reduce noise and continue one round;

 Set $n = n + 1$;

else if $\|\hat{g}(\mathbf{W}_n)\| < \epsilon$ *and* $\Theta_n \neq \mathcal{R}_{\text{op}}$ **then**

 Detect $\Theta_{n+1}, \dots, \Theta_{n+N_0} = \mathcal{R}_{\text{sa}}$ by default;

 Continue N_0 rounds;

 Set $n = n + N_0$;

 Calculate $[F(\mathbf{W}_{n-N_0}) - F(\mathbf{W}_n)]$ by aggregation;

if $[F(\mathbf{W}_{n-N_0}) - F(\mathbf{W}_n)] < f_0$ **then**

 Detect $\Theta_n = \mathcal{R}_{\text{op}}$;

else

 Detect $\Theta_n = \mathcal{R}_{\text{ns}}$;

 Continue one round;

 Set $n = n + 1$;

error reduction over N_0 rounds, namely $[F(\mathbf{W}_{n-N_0}) - F(\mathbf{W}_n)]$, is evaluated against a positive threshold f_0 . If the detection of a saddle region is correct, the escape from the saddle point should lead to substantial error reduction according to Theorem 2 and thus $[F(\mathbf{W}_{n-N_0}) - F(\mathbf{W}_n)] \geq f_0$. Otherwise, the detection is incorrect and the region should be the optimum region. Assuming that the decreased SNR is not too low so that the descent path remains within the region after N_0 rounds, the power control is adapted to the optimum region to reduce noise to ensure a small error after convergence. Last, the detection of a non-stationary region is straightforward and the criterion is $\|\hat{g}(\mathbf{W}_n)\| \geq \epsilon$.

The scheme of online descent-region detection is summarized in Algorithm 1.

B. Online Power Control

Building on the preceding scheme of online region detection, the principal of region-adaptive power control is to reduce receive signal power when the descent path enters a saddle region but increase the power if the path enters a non-stationary or optimum region. The former helps the path escape from a saddle point using channel noise (see Theorem 2) while the latter overcomes the noise to approach steepest descent (see Theorem 1).

Consider the case where a saddle region, \mathcal{R}_{sa} , is detected. Then truncated channel inversion in (3) is controlled by each device so that the receive signal power is fixed at a chosen parameter P_{\min}^{rx} throughout the sojourn in \mathcal{R}_{sa} . Mathematically, $P_n^{\text{rx}} = P_{\min}^{\text{rx}}$ for all $\mathbf{W}_n \in \mathcal{R}_{\text{sa}}$. The parameter P_{\min}^{rx} should be chosen carefully, e.g., using experiments in the sequel. As discussed, though P_{\min}^{rx} should be sufficiently low so as to exploit the noise effect, its being too low can jeopardise finding the right descent path. Under the average power constraint in (4), it is necessary to choose P_{\min}^{rx} to be smaller than the maximum average receive power $\bar{P}_{\max}^{\text{rx}}$, which saves power for use in other types of regions. Let N_{sa} denotes the number of rounds for descent within \mathcal{R}_{sa} . Then the power saving is given as $N_{\text{sa}}(\bar{P}_{\max}^{\text{rx}} - P_{\min}^{\text{rx}})$.

Next, consider where either a non-stationary or optimum region is detected, denoted as $\mathcal{R}_{\text{ns/op}}$. The power-control policy is identical for both types of regions. Its key feature is to spend the accumulated power saving on accelerating the descent in the current region. Let n_0, n_1, \dots, n_{N-1} denote the rounds within $\mathcal{R}_{\text{ns/op}}$ with N representing the total number of rounds. The accumulated saving can be written as $P_{\text{save}}^{\text{rx}} = \sum_{m=0}^{n_0-1} (\bar{P}_{\max}^{\text{rx}} - P_{\min}^{\text{rx}})$. We propose that the receive signal power in the current region is controlled as $P_n^{\text{rx}} = \bar{P}_{\max}^{\text{rx}} + a_n P_{\text{save}}^{\text{rx}}$ for $n_0 \leq n \leq n_{N-1}$. The coefficients $\{a_n\} \subset [0, 1]$ are called power-spending coefficients and set using one of the following two designs.

- 1) *One-shot power-saving spending*: All of the accumulated power saving is used in the first round upon the descent path entering $\mathcal{R}_{\text{ns/op}}$, namely $a_{n_0} = 1$ and $a_n = 0$ for $n = n_1, \dots, n_{N-1}$. In other words, $P_{n_0}^{\text{rx}} = \bar{P}_{\max}^{\text{rx}} + P_{\text{save}}^{\text{rx}}$ and $P_n^{\text{rx}} = \bar{P}_{\max}^{\text{rx}}$ for $n = n_1, \dots, n_{N-1}$.
- 2) *Gradual power-saving spending*: The accumulated power saving is spent over all rounds following $a_{n_j} = (1 - q)q^j$ for $0 \leq j \leq N - 1$ with $q \in (0, 1)$. Since $\sum_{n=n_0}^{n_{N-1}} a_{n_j} \leq 1$, all of the accumulated power saving is spent in $\mathcal{R}_{\text{ns/op}}$ if N is large or q is close to zero. Otherwise only part of the saving is used and the remaining is kept for subsequent regions along the descent path.

Last, it should be emphasized that the above scheme for online power control guarantees that the average power constraint is satisfied.

V. EXPERIMENTAL RESULTS

A. Experiment Settings

The default settings are as follows unless specified otherwise. Three popular real training datasets, MNIST, CIFAR-10 and AR, are used in separate experiments. After vectorization, the dimensions, D , of a single data sample are 784, 3072 and 4800, respectively. The reduced data dimensions are set as $d = 10$. For each experiment, 500 data samples are randomly drawn from the dataset and uniformly distributed over 50 devices. The parameters of truncated channel inversion in (3) are set as $G = 0.2$ and the resultant activation probability is $\zeta^{\text{act}} = \exp(-0.2)$. The step-size is $\mu = 0.005$ for MNIST dataset and $\mu = 0.02$ for CIFAR-10 and AR datasets, which are optimized by trials. Given the learned principal components, the PCA error is evaluated using a testing dataset comprising 500 samples randomly drawn from the used dataset. The number of sub-channels is $M = 1000$ with interval of 15 kHz. The channel coefficients are identically distributed complex Gaussian variables with zero mean and unit variance for each sub-channel. We set the average transmit power for all devices as $\bar{P} = 26$ dBm and the noise power as -100 dBm over the whole bandwidth. For SGD, the principal components are initialized using the d -dimension identity matrix \mathbf{I}_d : $\mathbf{W}_0 = [\mathbf{I}_d, \mathbf{0}]^T$.

Two benchmarking schemes are considered. One is fixed receive power: $P_n^{\text{rx}} = \bar{P}_{\text{max}}^{\text{rx}}$ for all n . The other is ideal case of centralized PCA using SVD.

B. Region-Adaptive Power Control

To demonstrate the benefit of channel noise, the curves of PCA error versus number of rounds are plotted in Fig. 4 for AirPCA with channel noise and region-adaptive power control (labeled as "AirPCA with Power Control") and AirPCA without channel noise (labeled as "Noise-free AirPCA"). The curve for centralized PCA is also plotted for comparison. The learned principal components AirPCA with noise are observed to converge to those of centralized PCA after about 2000 rounds while those in the noise-free case fail to do so. The reason is that the (gradient) descent path of the former escapes from the saddle point with the help of channel noise while that of the latter is trapped at the point. Next, the learning performance of AirPCA with region-adaptive power control, AirPCA with fixed power, and centralized PCA are compared in

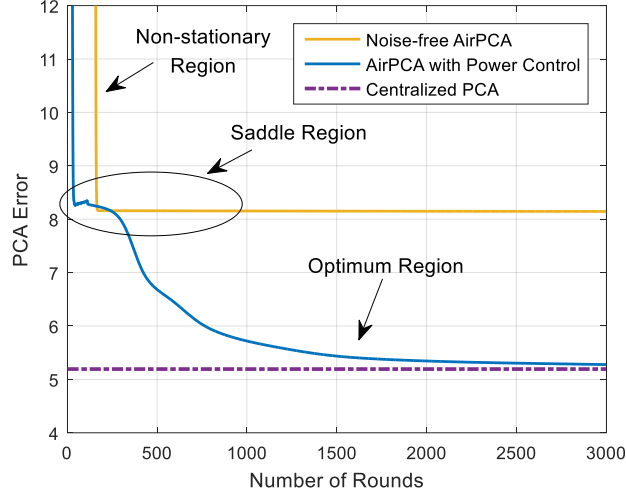


Figure 4: The usefulness of channel noise for AirPCA to escape from saddle points can be observed by comparing AirPCA with region-adaptive power control, noise-free AirPCA, and centralized PCA.

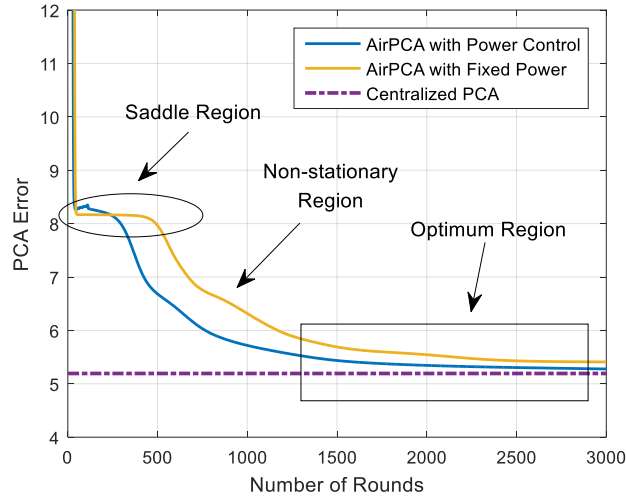


Figure 5: Learning-performance comparison between AirPCA with region-adaptive power control, AirPCA with fixed power, and centralized PCA. The MNIST dataset is used.

Fig. 5, where the curves of PCA error versus number of rounds are plotted. One can observe that the proposed power-control scheme effectively accelerates the convergence with respect of the case without power control and ensures the learning accuracy close to that in the ideal case of centralized PCA. For instance, to achieve the PCA error 6% (i.e., error of 5.5) above the level of centralized PCA (i.e., error of 5.2), the required number of rounds is about 1300 compared with 2000 for AirPCA with fixed power, namely 35% reduction in learning latency. Furthermore, the learning performance is also compared using two other datasets, CIFAR-10 and AR, in Fig. 6.

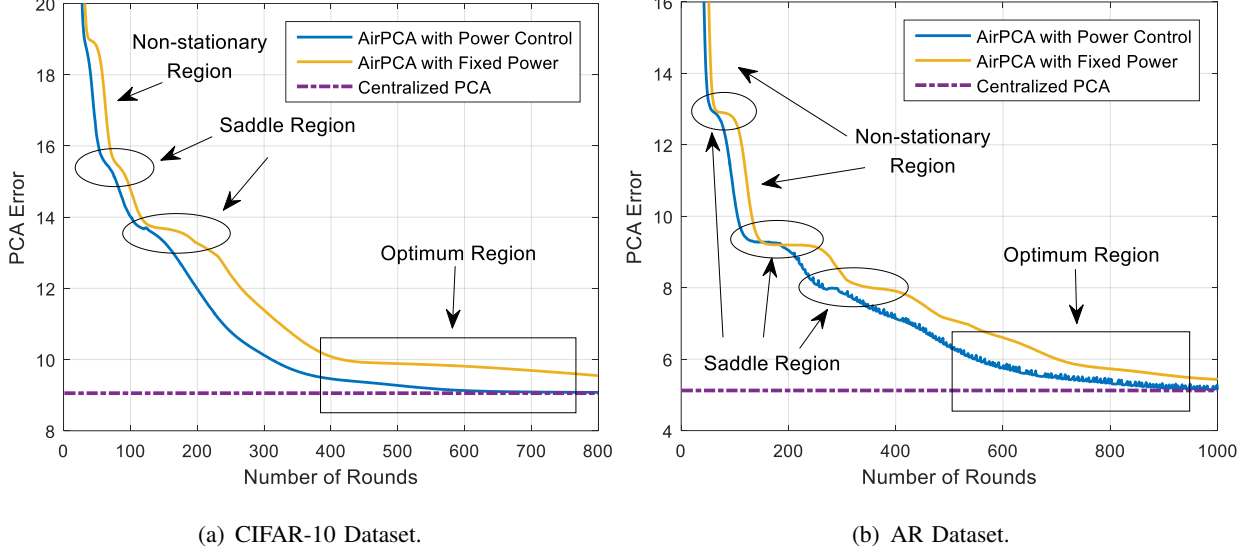


Figure 6: Learning-performance comparison using the CIFAR-10 and AR datasets with the step-size set as $\mu = 0.02$.

Though it does not compromise the learning accuracy of AirPCA without power control, that of AirPCA with fixed power suffers some degradation due to stronger channel noise in the optimum region. As in the last comparison, one can make the same observation that region-adaptive power control accelerates convergence. Last, it is worth mentioning that the initial part of the descent process for MNIST (see Fig. 5) is relatively abrupt as compared with those for the other datasets (see Fig. 6). The reason is that the data samples in MNIST are black-and-white images of handwritten letters for which the data information is more concentrated in the subspace of principal components than that of CIFAR-10 and AR, composed of colorful and grayscale images, respectively.

Next, in Fig. 7, we compare the two designs of power-spending coefficients, namely one-shot and gradual power-saving spending, in the proposed scheme of region-adaptive power control in terms of their effects on the learning performance. The CIFAR-10 dataset is used and the descent step-size is set as $\mu = 0.02$. One can see that gradual spending of power-saving in the non-stationary and optimum regions with an optimized parameter (i.e., $q = 0.8$ achieves faster convergence than the one-shot schemes or gradual schemes with alternative values for q (e.g., 0.5 or 0.995). It can be observed that their different effects on the convergence lie in the stationary and optimum regions but not in the saddle regions where signal power is unaffected by the power-spending coefficients. Furthermore, the convergence accuracies are unaffected.

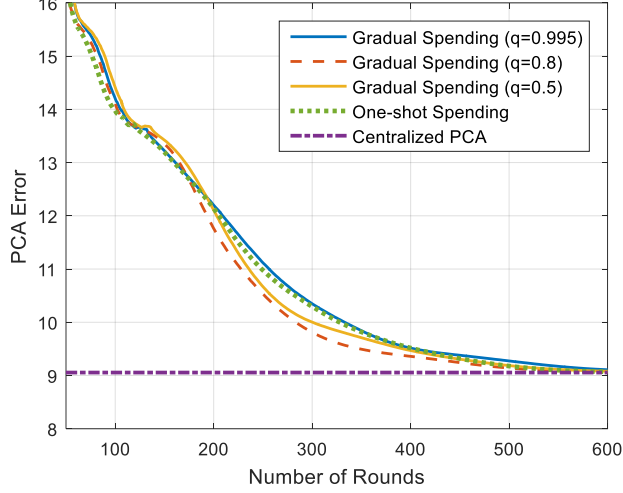


Figure 7: The effects of power-spending coefficients on the learning performance of AirPCA with region-adaptive power control. The dataset CIFAR-10 is used and the step-size set as $\mu = 0.02$.

C. Effects of Other System Parameters

Considering AirPCA with region-adaptive power control, the curves of PCA error versus number of rounds are plotted in Fig. 8 for a varying number of devices, $K = \{10, 20, 50\}$. Each device is provided with 10 data samples randomly drawn from the CIFAR-10 dataset. Thus, the total data used in AirPCA/centralized-PCA are proportional to the number of devices. In this section, we use the CIFAR-10 dataset to study the effect of number of devices involved. For $K = \{20, 50\}$, the learning performance is better for larger number of devices. On the other hand, when the number is small (e.g., $K = 10$), AirPCA based on SGD fails to converge due to the joint effect of limited data and insufficient aggregation gain that suppresses channel noise [see (15)]. In contrast, centralized PCA using SVD does not encounter such a problem. One possible solution to prevent the divergence is to reduce the step-size in AirPCA at the cost of slowing down convergence.

Next, we investigate the effect of channel-truncation threshold in (3), G , on the learning performance of AirPCA with region-adaptive power control. To this end, the curves of PCA error versus number of rounds are plotted in Fig. 9 for a varying value of the truncation threshold, $G = \{10^{-2}, 0.2, 0.5\}$. Note that G controls the expected ratio of truncated sub-channels.

One can see that setting G too small or too large can result in divergence. The former is due to too small receive signal power under the constraint of magnitude alignment across active sub-channels for over-the-air aggregation [see (3)]; the latter is due to too many truncated sub-

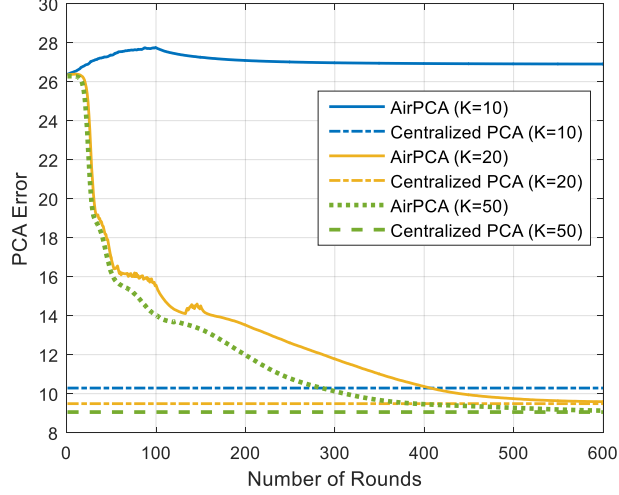


Figure 8: Effect of the number of devices on the learning performance of AirPCA with region-adaptive power control and the CIFAR-10 dataset.

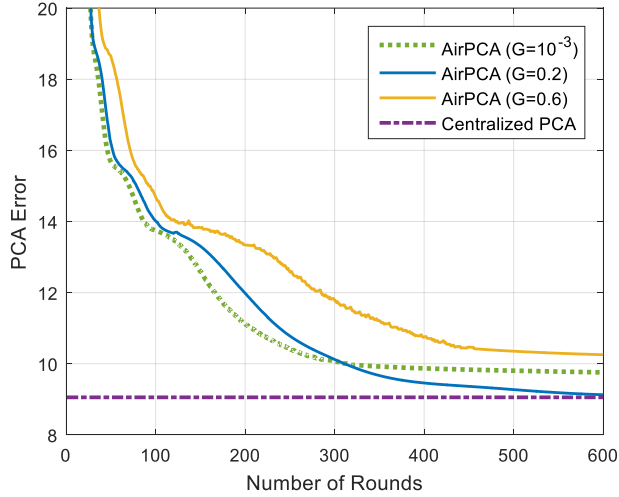


Figure 9: Effect of the truncation threshold for truncated channel inversion on the learning performance of AirPCA with region-adaptive power control and the CIFAR-10 dataset.

channels that severely distort the uploaded local gradients. This suggests the need of optimizing G , for which finding a tractable approach is not obvious but a topic warranting future work.

VI. CONCLUDING REMARKS

In this paper, we have proposed AirPCA that applies over-the-air federated learning to distributed PCA. Targeting the system, the key contribution of this paper is the new idea of exploiting channel noise to accelerate convergence by escaping from saddle points. The

idea has been materialized by designing an online power-control scheme featuring descent-region awareness. While this work focuses on distributed PCA, the mentioned idea is general and useful for improving the performance of different types of Internet-of-Things and edge intelligence systems involving the operation of data aggregation such as distributed training of deep neural networks and distributed inference. Furthermore, the current AirPCA framework can be extended to advanced wireless techniques such as multi-antenna transmissions, millimetre-wave communications, and interference limited systems. In particular, for the latter, the possibility of exploiting inference for accelerating convergence warrants investigation.

VII. APPENDIX

A. Proof of Theorem 1

Given the real vectorized gradient $\vec{g}(\mathbf{W}_n)$ and following the gradient descent process in (9) with the constraint on the step-size $\mu \leq \frac{1}{\beta}$,

$$\begin{aligned} \mathbb{E}[F(\mathbf{W}_n) - F(\mathbf{W}_{n+1})] &\geq -\vec{g}(\mathbf{W}_n)^T \mathbb{E}[\vec{\mathbf{w}}_{n+1} - \vec{\mathbf{w}}_n] - \frac{\beta}{2} \mathbb{E}[\|\vec{\mathbf{w}}_{n+1} - \vec{\mathbf{w}}_n\|^2], \\ &= -\vec{g}(\mathbf{W}_n)^T \mathbb{E}[-\mu(\vec{g}(\mathbf{W}_n) + \vec{\xi}_n)] - \frac{\beta}{2} \mathbb{E}[\|\mu(\vec{g}(\mathbf{W}_n) + \vec{\xi}_n)\|^2], \\ &= (\mu - \frac{\beta\mu^2}{2}) \|\vec{g}(\mathbf{W}_n)\|^2 - \frac{\mu^2\beta}{2} \mathbb{E}[\vec{\xi}_n^T \vec{\xi}_n], \\ &\geq \frac{1}{2}\mu \|\vec{g}(\mathbf{W}_n)\|^2 - \frac{\mu^2\beta}{2} \mathbb{E}[\vec{\xi}_n^T \vec{\xi}_n], \end{aligned} \quad (23)$$

where $\vec{\mathbf{w}}$ is the real vectorization of matrix \mathbf{W} , and $\vec{\xi}_n$ is the real vectorization of the data-plus-channel noise in (14). Using the inequality $\mathbb{E}[\Delta_k \Delta_k^H] \leq \kappa^2 \mathbf{I}$ and $\mathbb{E}[\Delta_k^H \Delta_j] = \frac{1}{K-1} [\Delta_k^H \sum_{j \neq k} \Delta_j] = \frac{1}{K-1} \Delta_k^H (\sum_j \Delta_j - \Delta_k) = -\frac{1}{K-1} \Delta_k^H \Delta_k < 0$, we further have

$$\mathbb{E}[F(\mathbf{W}_n) - F(\mathbf{W}_{n+1})] \geq \frac{\mu}{2} \left(\|\vec{g}(\mathbf{W}_n)\|^2 - \mu\beta \sum_{i=1}^q \mathbb{E} \left[\frac{\kappa^2}{K_n^{(i)}} + \frac{\nu^2 \sigma^2}{(K_n^{(i)})^2 P_n^{\text{rx}}} \right] \right). \quad (24)$$

The number of active devices $K_n^{(i)}$ follows a binomial distribution $K_n^{(i)} \sim B(K, \zeta^{\text{act}})$ with ζ^{act} denoting the activation probability in (5). This leads to the following results:

$$\Pr(K_n^{(i)} = k) = \binom{K}{k} \zeta^{\text{act}^k} (1 - \zeta^{\text{act}})^{K-k}. \quad (25)$$

It follows that

$$\mathbb{E} \left[\frac{\kappa^2}{K_n^{(i)}} + \frac{\sigma^2}{(K_n^{(i)})^2} \right] = \sum_{k=1}^K \binom{K}{k} \zeta^{\text{act}^k} (1 - \zeta^{\text{act}})^{K-k} \left[\frac{\kappa^2}{k} + \frac{\sigma^2}{k^2} \right]. \quad (26)$$

Then based on the inequalities established in Lemma 1 in Sec. VII-B, we have

$$\mathbb{E} \left[\sum_{i=1}^q \left(\frac{\kappa^2}{K_n^{(i)}} + \frac{\sigma^2}{(K_n^{(i)})^2} \right) \right] \leq q \left[\frac{2\kappa^2}{k} + \frac{6\sigma^2}{k^2} \right]. \quad (27)$$

By substituting (27) into (24), and considering that $\|\vec{g}(\mathbf{W}_n)\|^2 \geq \epsilon^2$ in \mathcal{R}_{ns} ,

$$\mathbb{E} [F(\mathbf{W}_n) - F(\mathbf{W}_{n+1})] \geq \mu^2 \left[\frac{\epsilon^2}{2\mu} - \beta q \left(\frac{\kappa^2}{K\zeta^{\text{act}}} + \frac{3\nu^2\sigma^2}{K^2\zeta^{\text{act}^2}P_{\text{rx}}} \right) \right], \quad (28)$$

which directly gives (18) by telescoping over the first n steps. This completes the proof.

B. Lemma 1 and Its Proof

Lemma 1. *The following two important inequalities hold:*

$$f(K, \zeta^{\text{act}}) \equiv \sum_{k=1}^K \frac{1}{k} \binom{K}{k} \zeta^{\text{act}k} (1 - \zeta^{\text{act}})^{K-k} \leq \frac{2}{K\zeta^{\text{act}}}. \quad (29)$$

$$h(K, \zeta^{\text{act}}) \equiv \sum_{k=1}^K \frac{1}{k^2} \binom{K}{k} \zeta^{\text{act}k} (1 - \zeta^{\text{act}})^{K-k} \leq \frac{6}{K^2\zeta^{\text{act}^2}}. \quad (30)$$

Proof. Here we prove only the second inequality as the first one can be derived in the same way. Function $h(K, \zeta^{\text{act}})$ can be rewritten as

$$\begin{aligned} h(K, \zeta^{\text{act}}) &= K\zeta^{\text{act}} \sum_{k=1}^K \frac{1}{k^3} \binom{K-1}{k-1} \zeta^{\text{act}k-1} (1 - \zeta^{\text{act}})^{K-k-1}, \\ &= K\zeta^{\text{act}} \sum_{k=0}^{K-1} \frac{1}{(k+1)^3} \binom{K-1}{k} \zeta^{\text{act}k} (1 - \zeta^{\text{act}})^{K-k-1}, \\ &= K\zeta^{\text{act}} \sum_{k=0}^{K-1} \frac{k+3}{k+1} \cdot \frac{k+2}{k+1} \cdot \frac{1}{(k+1)(k+2)(k+3)} \binom{K-1}{k} \zeta^{\text{act}k} (1 - \zeta^{\text{act}})^{K-k-1}. \end{aligned}$$

Since $\frac{k+3}{k+1} \leq 3$ and $\frac{k+2}{k+1} \leq 2$, the function $h(K, \zeta^{\text{act}})$ can be bounded by

$$\begin{aligned} h(K, \zeta^{\text{act}}) &\leq \frac{6K\zeta^{\text{act}}}{K(K+1)(K+2)\zeta^{\text{act}^3}} \sum_{k=0}^{K-1} \binom{K+2}{k+3} \zeta^{\text{act}k+3} (1 - \zeta^{\text{act}})^{K-k-1}, \\ &< \frac{6K\zeta^{\text{act}}}{K(K+1)(K+2)\zeta^{\text{act}^3}} \underbrace{\sum_{k=-3}^{K-1} \binom{K+2}{k+3} \zeta^{\text{act}k+3} (1 - \zeta^{\text{act}})^{K-k-1}}_{=1}, \\ &= \frac{6}{(K+1)(K+2)\zeta^{\text{act}^2}}, \\ &< \frac{6}{K^2\zeta^{\text{act}^2}}. \end{aligned} \quad (31)$$

This finishes the proof. \square

C. Proof of Theorem 2

Given that $\mathbf{W}_n \in \mathcal{R}_{\text{sa}}$, and according to the χ -Lipschitz Hessian in (17),

$$\begin{aligned} & F(\mathbf{W}_{n+1}) - F(\mathbf{W}_n) \\ & \leq \vec{g}(\mathbf{W}_n)^T (\vec{\mathbf{w}}_{n+1} - \vec{\mathbf{w}}_n) + \frac{1}{2} (\vec{\mathbf{w}}_{n+1} - \vec{\mathbf{w}}_n)^T \mathcal{H}(\mathbf{W}_n) (\vec{\mathbf{w}}_{n+1} - \vec{\mathbf{w}}_n) + \frac{\chi}{6} \|\vec{\mathbf{w}}_{n+1} - \vec{\mathbf{w}}_n\|^3, \\ & F(\mathbf{W}_{n+1}) - F(\mathbf{W}_n) \\ & \geq \vec{g}(\mathbf{W}_n)^T (\vec{\mathbf{w}}_{n+1} - \vec{\mathbf{w}}_n) + \frac{1}{2} (\vec{\mathbf{w}}_{n+1} - \vec{\mathbf{w}}_n)^T \mathcal{H}(\mathbf{W}_n) (\vec{\mathbf{w}}_{n+1} - \vec{\mathbf{w}}_n) - \frac{\chi}{6} \|\vec{\mathbf{w}}_{n+1} - \vec{\mathbf{w}}_n\|^3, \end{aligned}$$

where $\vec{g}(\mathbf{W}_n)$ is the real vectorized gradient and $\vec{\mathbf{w}}$ is the real vectorization of matrix \mathbf{W} . Note that the last term is $O(\mu^3 \|\vec{\xi}_n\|^3)$, which is negligible compared to the first two terms with sufficiently small step-size $\mu \ll 1/q \left[\frac{\kappa^2}{K\zeta_{\text{act}}} + \frac{3\nu^2\sigma^2}{K^2\zeta_{\text{act}}^2 P_{\text{min}}^{\text{rx}}} \right]$. In this case, we have

$$F(\mathbf{W}_{n+1}) - F(\mathbf{W}_n) \rightarrow \vec{g}(\mathbf{W}_n)^T (\vec{\mathbf{w}}_{n+1} - \vec{\mathbf{w}}_n) + \frac{1}{2} (\vec{\mathbf{w}}_{n+1} - \vec{\mathbf{w}}_n)^T \mathcal{H}(\mathbf{W}_n) (\vec{\mathbf{w}}_{n+1} - \vec{\mathbf{w}}_n), \quad (32)$$

which means we can treat $F(\mathbf{W})$ as a locally quadratic function with negligible deviation. Denote $\mathcal{H} = \mathcal{H}(\mathbf{W}_0)$ as the Hessian matrix at \mathbf{W}_0 . It follows that

$$\vec{g}(\mathbf{W}_n) \rightarrow \vec{g}(\mathbf{W}_0) + \mathcal{H}(\mathbf{W}_n - \mathbf{W}_0) = (\mathbf{I} - \mu\mathcal{H})^n \vec{g}(\mathbf{W}_0) - \mu\mathcal{H} \sum_{m=0}^{n-1} (\mathbf{I} - \mu\mathcal{H})^{n-m-1} \vec{\xi}_m, \quad (33)$$

and

$$\begin{aligned} \vec{\mathbf{w}}_n - \vec{\mathbf{w}}_0 &= -\mu \sum_{m=0}^{n-1} \left(\vec{g}(\mathbf{W}_m) + \vec{\xi}_m \right), \\ &\rightarrow -\mu \sum_{m=0}^{n-1} \left((\mathbf{I} - \mu\mathcal{H})^m \vec{g}(\mathbf{W}_0) - \mu\mathcal{H} \sum_{m'=0}^{m-1} (\mathbf{I} - \mu\mathcal{H})^{m-m'-1} \vec{\xi}_{m'} + \vec{\xi}_m \right), \\ &= -\mu \sum_{m=0}^{n-1} (\mathbf{I} - \mu\mathcal{H})^m \vec{g}(\mathbf{W}_0) - \mu \sum_{m=0}^{n-1} (\mathbf{I} - \mu\mathcal{H})^{n-m-1} \vec{\xi}_m. \end{aligned} \quad (34)$$

Combining (32), (33) and (34) gives

$$\begin{aligned} & \mathbb{E}[F(\mathbf{W}_0) - F(\mathbf{W}_n)] \\ &= \frac{\mu}{4} \sum_{i=1}^{2q-1} \sum_{m=0}^{2n-1} (1 - \mu\lambda_i)^m |\vec{g}(\mathbf{W}_0)|_i^2 - \frac{\mu^2}{4} \sum_{i=1}^{2q-1} \lambda_i \sum_{m=0}^{n-1} (1 - \mu\lambda_i)^{2(n-m-1)} \mathbb{E} \left[[\vec{\xi}_m]_i^T [\vec{\xi}_m]_i \right] - \sum_{m=0}^{n-1} \mu^3 \|\vec{\xi}_m\|^3, \\ &\geq -\frac{1}{4} \sum_{i=1}^{2q-1} \lambda_i \sum_{m=0}^{n-1} (1 - \mu\lambda_i)^{2(n-m-1)} \mu^2 \mathcal{V}_m^{(i)} - \sum_{m=0}^{n-1} \mu^3 \|\vec{\xi}_m\|^3, \end{aligned} \quad (35)$$

$$\geq \frac{1}{4} \sum_{m=0}^{n-1} \mu^2 \gamma (1 + \mu\gamma)^{2(n-m-1)} \frac{\nu^2 \sigma^2}{K^2 P_m^{\text{rx}}} - \frac{\mu(2q-1)}{4} \left[\frac{\kappa^2}{K\zeta_{\text{act}}} + \frac{3\nu^2 \sigma^2}{K^2 \zeta_{\text{act}}^2 P_{\text{min}}^{\text{rx}}} \right] - \sum_{m=0}^{n-1} \mu^3 \|\vec{\xi}_m\|^3, \quad (36)$$

where $\mathcal{V}_m^{(i)} = \mathbb{E} \left[[\vec{\xi}_m]_i^T [\vec{\xi}_m]_i \right]$ is the noise variance on the i -th element in the received gradient. Note that in (35) we have $\mu \lambda_i \sum_{m=0}^{n-1} (1 - \mu \lambda_i)^{2(n-m-1)} \leq 1$ for $\lambda_i \geq 0$, and $\sum_{m=0}^{n-1} (1 - \mu \lambda_i)^{2(n-m-1)}$ is monotonically increasing w.r.t. n for $\lambda_i < 0$. Then the last inequality can be obtained by using $2\mathbb{E} \left[[\vec{\xi}_m]_i^T [\vec{\xi}_m]_i \right] \leq \frac{\kappa^2}{K\zeta^{\text{act}}} + \frac{3\nu^2\sigma^2}{K^2\zeta^{\text{act}2}P_{\min}^{\text{rx}}}$ and $2\mathbb{E} \left[[\vec{\xi}_m]_i^T [\vec{\xi}_m]_i \right] \geq \frac{\nu^2\sigma^2}{K^2P_m^{\text{rx}}}$. Furthermore, by setting the two constants $\mathcal{V}_{\max} = \frac{\kappa^2}{K\zeta^{\text{act}}} + \frac{3\nu^2\sigma^2}{K^2\zeta^{\text{act}2}P_{\min}^{\text{rx}}}$, $\mathcal{V}_{\min} = \frac{\kappa^2}{K} + \frac{\nu^2\sigma^2}{K^2P_{\max}^{\text{rx}}} \leq \frac{\nu^2\sigma^2}{K^2P_m^{\text{rx}}}$, (36) can be further bounded by

$$\begin{aligned} & \mathbb{E}[F(\mathbf{W}_0) - F(\mathbf{W}_n)] \\ & \geq \underbrace{\frac{1}{4} \sum_{m=0}^{n-1} \mu^2 \gamma (1 + \mu \gamma)^{2(n-m-1)} \frac{\nu^2 \sigma^2}{K^2 P_m^{\text{rx}}} - \frac{\mu(2q-1)}{4} \left[\frac{\kappa^2}{K\zeta^{\text{act}}} + \frac{3\nu^2 \sigma^2}{K^2 \zeta^{\text{act}2} P_{\min}^{\text{rx}}} \right] - \sum_{m=0}^{n-1} \mu^3 \|\vec{\xi}_m\|^3}_{O(\mu)} \\ & \geq -\frac{\mu \mathcal{V}_{\min}}{4} \left((2q-1) \frac{\mathcal{V}_{\max}}{\mathcal{V}_{\min}} \mu \gamma \sum_{m=0}^{n-1} (1 + \mu \gamma)^{2m} \right) - n \cdot O(\mu^3). \end{aligned} \quad (37)$$

With step-size $\mu \ll 1/q \left[\frac{\kappa^2}{K\zeta^{\text{act}}} + \frac{3\nu^2\sigma^2}{K^2\zeta^{\text{act}2}P_{\min}^{\text{rx}}} \right]$, the second term $n \cdot O(\mu^3)$ is negligible to other terms. Then according to (37), we look for a N_{\max} that enables $2q \frac{\mathcal{V}_{\max}}{\mathcal{V}_{\min}} \leq \mu \gamma \sum_{m=0}^{N_{\max}-1} (1 + \mu \gamma)^{2m}$, where a sufficient condition is

$$2q \frac{\mathcal{V}_{\max}}{\mathcal{V}_{\min}} \leq \frac{(1 + \mu \gamma)^{2N_{\max}} - 1}{3} \iff 6q \frac{\mathcal{V}_{\max}}{\mathcal{V}_{\min}} + 1 \leq (1 + \mu \gamma)^{\frac{1}{\mu \gamma} 2\mu \gamma N_{\max}} \iff N_{\max} \geq \frac{\log(6q \frac{\mathcal{V}_{\max}}{\mathcal{V}_{\min}} + 1)}{2\mu \gamma}.$$

Therefore, by taking $N_{\max} = \frac{\log(6q \frac{\mathcal{V}_{\max}}{\mathcal{V}_{\min}} + 1)}{2\mu \gamma}$, we can simplify (37) as

$$\begin{aligned} \mathbb{E}[F(\mathbf{W}_0) - F(\mathbf{W}_{N_{\max}})] & \geq -\frac{\mu \mathcal{V}_{\min}}{4} \left((2q-1) \frac{\mathcal{V}_{\max}}{\mathcal{V}_{\min}} - \mu \gamma \sum_{m=0}^{N_{\max}-1} (1 + \mu \gamma)^{2m} \right) - N_{\max} \cdot O(\mu^3), \\ & \geq \frac{\mu \mathcal{V}_{\max}}{4} - O(\mu^2) \rightarrow \frac{\mu \mathcal{V}_{\max}}{4}. \end{aligned} \quad (38)$$

Combining (38) and (36) gives

$$\mathbb{E}[F(\mathbf{W}_0) - F(\mathbf{W}_n)] \geq \frac{\mu^2 \gamma}{4} \sum_{m=0}^{n-N_{\max}-1} (1 + \mu \gamma)^{2(n-m-1)} \frac{\nu^2 \sigma^2}{K^2 P_m^{\text{rx}}} + \frac{\mu \mathcal{V}_{\max}}{4}, \quad (39)$$

for $n \geq N_{\max}$. The result in (20) directly follows. Moreover, since $N_{\max} = \frac{\log(6q \frac{\mathcal{V}_{\max}}{\mathcal{V}_{\min}} + 1)}{2\mu \gamma}$, then with unbiased noise bounded by $\|\vec{\xi}_n\| \leq O(1)$ with probability 1. According to the Hoeffding inequality,

$$\Pr \left(\left\| \mu \sum_{m=0}^{n-1} (1 - \mu \lambda_i)^{n-m-1} [\vec{\xi}_m]_i \right\| > 16q \frac{\mathcal{V}_{\max}}{\mathcal{V}_{\min}} O \left(\sqrt{\mu \log \frac{1}{\mu}} \right) \right) \leq \mu^2, \quad \forall n \leq N_{\max}. \quad (40)$$

By summing over dimension q and taking union bound over all $n \leq N_{\max}$, it follows that

$$\Pr \left(\forall n \leq N_{\max}, \left\| \mu \sum_{m=0}^{n-1} (\mathbf{I} - \mu \mathbf{H})^{n-m-1} \vec{\xi}_m \right\| > O \left(\sqrt{\mu \log \frac{1}{\mu}} \right) \right) \leq O(\mu). \quad (41)$$

Note that μ can be chosen such that $16q \frac{\mathcal{V}_{\max}}{\mathcal{V}_{\min}} \sqrt{\mu \log \frac{1}{\mu}} \leq \epsilon$. Then combine (41) with (33) and (34),

$$\|\mathbf{W}_n - \mathbf{W}_0\| \leq O(\mu^{\frac{1}{2}} \log \frac{1}{\mu}) \leq \epsilon, \quad \|\vec{g}(\mathbf{W}_n) - \vec{g}(\mathbf{W}_0)\| \leq O(\mu^{\frac{1}{2}} \log \frac{1}{\mu}), \quad \forall n \leq N_{\max}, \quad (42)$$

with probability as least $1 - O(\mu)$. The results in (42) indicates that the distance $\|\mathbf{W}_n - \mathbf{W}_0\|$ keeps to be small in the n -round process, which also validates the Taylor-approximation here. This completes the proof.

D. Proof of Theorem 3

Firstly, consider the descent in the non-stationary region. According to (24), given a step-size $\mu \leq \frac{\epsilon^2}{4\beta q} \left[\frac{\kappa^2}{K\zeta^{\text{act}}} + \frac{3\nu^2\sigma^2}{K^2\zeta^{\text{act}^2}P_{\min}^{\text{rx}}} \right]^{-1}$,

$$\mathbb{E}[F(\mathbf{W}_n) - F(\mathbf{W}_{n+1}) | \mathbf{W}_n \in \mathcal{R}_{\text{ns}}] \geq \mu^2 \beta \sum_{i=1}^q \left(\frac{\kappa^2}{K\zeta^{\text{act}}} + \frac{3\nu^2\sigma^2}{K^2\zeta^{\text{act}^2}P_{\min}^{\text{rx}}} \right) = \mu^2 \beta q \mathcal{V}_{\max}. \quad (43)$$

It follows that

$$\mathbb{E}[F(\mathbf{W}_n) - F(\mathbf{W}_{n+N_{\max}}) | \mathbf{W}_n \in \mathcal{R}_{\text{ns}}] \geq \frac{\mu}{2} \mathcal{V}_{\max} \left[\frac{\beta q}{\gamma} \log(6q \frac{\mathcal{V}_{\max}}{\mathcal{V}_{\min}} + 1) \right], \quad (44)$$

where $N_{\max} = \frac{\log(6q \frac{\mathcal{V}_{\max}}{\mathcal{V}_{\min}} + 1)}{2\mu\gamma}$ is a constant defined in Theorem 2. Secondly, consider the descent process in the a saddle region. According to Theorem 2, with a step-size satisfying (19),

$$\mathbb{E}[F(\mathbf{W}_n) - F(\mathbf{W}_{n+N_{\max}}) | \mathbf{W}_n \in \mathcal{R}_{\text{sa}}] \geq \frac{\mu}{4} \mathcal{V}_{\max}. \quad (45)$$

By combining (44) and (45),

$$\mathbb{E}[F(\mathbf{W}_n) - F(\mathbf{W}_{n+N_{\max}}) | \mathbf{W}_n \notin \mathcal{R}_{\text{op}}] \geq \frac{\mu\rho}{4} \mathcal{V}_{\max}, \quad (46)$$

where $\rho = \min\{\frac{2\beta q}{\gamma} \log(6q \frac{\mathcal{V}_{\max}}{\mathcal{V}_{\min}} + 1), 1\}$ is a constant. Define event $\mathcal{E}_n = \{\exists j \leq n, \mathbf{W}_j \in \mathcal{R}_{\text{op}}\}$, clearly $\mathcal{E}_n \subset \mathcal{E}_{n+N_{\max}}$, thus $\Pr(\mathcal{E}_n) \leq \Pr(\mathcal{E}_{n+N_{\max}})$. Finally, consider $F(\mathbf{W}_{n+N_{\max}})1_{\mathcal{E}_n}$, where $1_{\mathcal{E}_n}$ is an indicator function which is 1 when event \mathcal{E}_n is true and 0 otherwise. Then we have

$$\begin{aligned} & \mathbb{E}[F(\mathbf{W}_{n+N_{\max}})1_{\mathcal{E}_n}] - \mathbb{E}[F(\mathbf{W}_n)1_{\mathcal{E}_n-N_{\max}}] \\ & \leq B \cdot [\Pr(\mathcal{E}_n) - \Pr(\mathcal{E}_{n-N_{\max}})] + \mathbb{E}[F(\mathbf{W}_{n+N_{\max}}) - F(\mathbf{W}_n) | \bar{\mathcal{E}}_n] \cdot \Pr(\bar{\mathcal{E}}_n), \end{aligned}$$

$$\leq B \cdot [\Pr(\mathcal{E}_n) - \Pr(\mathcal{E}_{n-N_{\max}})] - \frac{\mu\rho}{4}\mathcal{V}_{\max} \cdot \Pr(\bar{\mathcal{E}}_n), \quad (47)$$

where B is the upper-bound on the function norm, given as $\|F(\mathbf{W})\| \leq B$ for all \mathbf{W} . The term $\Pr(\mathcal{E}_n) - \Pr(\mathcal{E}_{n-N_{\max}})$ denotes the probability that the descent process enters \mathcal{R}_{op} for the first time between the $(n - N_{\max})$ -th and the n -th round, and $\Pr(\bar{\mathcal{E}}_n)$ denotes the probability that the descent process never enters into \mathcal{R}_{op} in the first n rounds. Therefore, by summing up (47) over a long period $m \cdot N_{\max}$ with $m \in \mathbb{N}^+$,

$$\begin{aligned} \mathbb{E}[F(\mathbf{W}_{mN_{\max}})\mathbf{1}_{\mathcal{E}_{(m-1)N_{\max}}}] - F(\mathbf{W}_0) &\leq B \cdot \Pr(\mathcal{E}_{(m-1)N_{\max}}) - \frac{\mu\rho}{4}\mathcal{V}_{\max} \cdot \sum_{i=1}^m \Pr(\bar{\mathcal{E}}_{(i-1)N_{\max}}), \\ &\leq B - \frac{m\mu\rho}{4}\mathcal{V}_{\max} \cdot \Pr(\bar{\mathcal{E}}_{(m-1)N_{\max}}). \end{aligned} \quad (48)$$

Since $\|F(\mathbf{W}_{mN_{\max}})\mathbf{1}_{\mathcal{E}_{(m-1)N_{\max}}}\| \leq B$ is bounded, we have

$$\Pr(\bar{\mathcal{E}}_{(m-1)N_{\max}}) \leq \frac{12B}{m\mu\rho\mathcal{V}_{\max}}, \quad (49)$$

which gives Theorem 3. Based on the above conclusion, it is also obvious that the process enters \mathcal{R}_{op} at least once with probability 1 when $m \rightarrow \infty$, i.e., $n \rightarrow \infty$. This finishes the proof.

REFERENCES

- [1] W. Y. B. Lim, N. C. Luong, D. T. Hoang, Y. Jiao, Y. C. Liang, Q. Yang, D. Niyato, and C. Miao, "Federated learning in mobile edge networks: A comprehensive survey," *IEEE Commun. Surveys Tuts*, vol. 22, no. 3, pp. 2031–2063, 2020.
- [2] H. Abdi and L. J. Williams, "Principal component analysis," *Wiley Interdiscip. Rev. Comput. Stat.*, vol. 2, no. 4, pp. 433–459, 2010.
- [3] A. Wang, R. Yin, and C. Zhong, "PCA-based channel estimation and tracking for massive MIMO systems with uniform rectangular arrays," *IEEE Trans. Wireless Commun.*, vol. 19, pp. 6786–6797, Oct. 2020.
- [4] Y. Sun, Z. Gao, H. Wang, B. Shim, G. Gui, G. Mao, and F. Adachi, "PCA-based broadband hybrid precoding for millimeter-wave massive MIMO systems," *IEEE Trans. Wireless Commun.*, vol. 19, pp. 6331–6346, Oct. 2020.
- [5] M. S. Bartlett, J. R. Movellan, and T. J. Sejnowski, "Face recognition by independent component analysis," *IEEE Trans. Neural Netw.*, vol. 13, pp. 1450–1464, Nov. 2002.
- [6] P. N. Belhumeur, J. P. Hespanha, and D. J. Kriegman, "Eigenfaces vs. fisherfaces: recognition using class specific linear projection," *IEEE Trans. Pattern Anal. Mach. Intell.*, vol. 19, pp. 711–720, Jul. 1997.
- [7] A. Grammenos, R. Mendoza-Smith, C. Mascolo, and J. Crowcroft, "Federated PCA with adaptive rank estimation." [Online] <http://arxiv.org/pdf/1907.08059.pdf>.
- [8] B. McMahan, E. Moore, D. Ramage, S. Hampson, and B. A. y Arcas, "Communication-efficient learning of deep networks from decentralized data," in *Proc. Int. Conf. Artif. Int. Statist. (AISTATS)*, pp. 1273–1282, 2017.
- [9] G. Zhu, Y. Wang, and K. Huang, "Broadband analog aggregation for low-latency federated edge learning," *IEEE Trans. Wireless Commun.*, vol. 19, pp. 491–506, Jan. 2020.
- [10] G. Zhu and K. Huang, "MIMO Over-the-Air computation for high-mobility multimodal sensing," *IEEE Internet of Things J.*, vol. 6, pp. 6089–6103, Aug. 2019.

- [11] J. Fan, D. Wang, K. Wang, and Z. Zhu, "Distributed estimation of principal eigenspaces." [Online] <http://arxiv.org/pdf/1702.06488.pdf>.
- [12] Y. Liang, M.-F. F. Balcan, V. Kanchanapally, and D. Woodruff in *Proc. Conf. Neural Inf. Process. Syst. (NIPS)*, vol. 27, 2014.
- [13] M. P. Friedlander and M. Schmidt, "Erratum: Hybrid deterministic-stochastic methods for data fitting," *SIAM J. Sci. Comput.*, vol. 35, no. 4, pp. B950–B951, 2013.
- [14] Bin Yang, "Projection approximation subspace tracking," *IEEE Trans. Signal Process.*, vol. 43, pp. 95–107, Jan. 1995.
- [15] M. Chen, Z. Yang, W. Saad, C. Yin, H. V. Poor, and S. Cui, "A joint learning and communications framework for federated learning over wireless networks," *IEEE Trans. Wireless Commun.*, vol. 20, pp. 269–283, Jan 2021.
- [16] H. H. Yang, Z. Liu, T. Q. S. Quek, and H. V. Poor, "Scheduling policies for federated learning in wireless networks," *IEEE Trans. Commun.*, vol. 68, pp. 317–333, Jan. 2020.
- [17] Y. Du, S. Yang, and K. Huang, "High-dimensional stochastic gradient quantization for communication-efficient edge learning," *IEEE Trans. Signal Process.*, vol. 68, pp. 2128–2142, 2020.
- [18] N. Shlezinger, M. Chen, Y. C. Eldar, H. V. Poor, and S. Cui, "Uveqfed: Universal vector quantization for federated learning," *IEEE Trans. Signal Process.*, vol. 69, pp. 500–514, 2021.
- [19] X. Zhai, X. Chen, J. Xu, and D. W. K. Ng, "Hybrid beamforming for massive MIMO over-the-air computation," *IEEE Trans. Commun.*, vol. 69, pp. 2737–2751, Apr. 2021.
- [20] N. Zhang and M. Tao, "Gradient statistics aware power control for over-the-air federated learning in fading channels." [Online] <https://arxiv.org/pdf/2003.02089.pdf>.
- [21] S. Samarakoon, M. Bennis, W. Saad, and M. Debbah, "Distributed federated learning for ultra-reliable low-latency vehicular communications," *IEEE Trans. Commun.*, vol. 68, pp. 1146–1159, Feb. 2020.
- [22] M. M. Amiri and D. Gunduz, "Federated learning over wireless fading channels," *IEEE Trans. Wireless Commun.*, vol. 19, pp. 3546–3557, May 2020.
- [23] K. Yang, T. Jiang, Y. Shi, and Z. Ding, "Federated learning via over-the-air computation," *IEEE Trans. Wireless Commun.*, vol. 19, pp. 2022–2035, Mar. 2020.
- [24] R. Ge, F. Huang, C. Jin, and Y. Yuan, "Escaping from saddle points – online stochastic gradient for tensor decomposition," in *Proc. Conf. Learning Theory*, pp. 797–842, 2015.
- [25] G. Zhu, Y. Du, D. Gunduz, and K. Huang, "One-bit over-the-air aggregation for communication-efficient federated edge learning: Design and convergence analysis," *IEEE Trans. Wireless Commun.*, vol. 20, pp. 2120–2135, Mar. 2021.
- [26] D. P. Bertsekas and J. N. Tsitsiklis, *Neuro-Dynamic Programming*. Athena Scientific, 1st ed., 1996.
- [27] Z. Lin, X. Li, V. K. N. Lau, Y. Gong, and K. Huang, "Deploying federated learning in large-scale cellular networks: Spatial convergence analysis." [Online] <http://arxiv.org/pdf/2103.06056.pdf>.
- [28] C. Jin, R. Ge, P. Netrapalli, S. M. Kakade, and M. I. Jordan, "How to escape saddle points efficiently," in *Proc. Intl. Conf. Mach. Learning (ICML)*, pp. 1724–1732, 2017.
- [29] P. Mertikopoulos, N. Hallak, A. Kavis, and V. Cevher, "On the almost sure convergence of stochastic gradient descent in non-convex problems," in *Proc. Conf. Neural Inf. Process. Syst. (NIPS)*, vol. 33, pp. 1117–1128, 2020.