

Fairly Constricted Multi-Objective Particle Swarm Optimization

1st Anwesh Bhattacharya

Dept. of Physics & CSIS

BITS-Pilani, Pilani

Pilani, India

f2016590@pilani.bits-pilani.ac.in

2nd Snehanshu Saha

Dept. of CSIS & APPCAIR

BITS-Pilani, Goa

Goa, India

snehanshus@goa.bits-pilani.ac.in

2nd Nithin Nagaraj

Consciousness Studies Programme

NIAS

Bangalore, India

nithin@nias.res.in

Abstract—It has been well documented that the use of exponentially-averaged momentum (EM) in particle swarm optimization (PSO) is advantageous over the vanilla PSO algorithm. In the single-objective setting, it leads to faster convergence and avoidance of local minima. Naturally, one would expect that the same advantages of EM carry over to the multi-objective setting. Hence, we extend the state of the art Multi-objective optimization (MOO) solver, SMPSO, by incorporating EM in it. As a consequence, we develop the mathematical formalism of *constriction fairness* which is at the core of extended SMPSO algorithm. The proposed solver matches the performance of SMPSO across the ZDT, DTLZ and WFG problem suites and even outperforms it in certain instances.

Index Terms—multi-objective optimization, particle swarms, exponentially averaged momentum

I. INTRODUCTION

A. Vanilla PSO

Particle Swarm Optimization (PSO) was first proposed by Kennedy and Eberhart [9], [10] in 1995 as an evolutionary single-objective optimization algorithm. N particles are initialised at random positions/velocities in the search space, and the i^{th} particle updates its trajectory according to

$$v_i^{(t+1)} = wv_i^{(t)} + c_1r_1(pbest_i^{(t)} - x_i^{(t)}) + c_2r_2(gbest^{(t)} - x_i^{(t)}) \quad (1)$$

$$x_i^{(t+1)} = x_i^{(t)} + v_i^{(t+1)} \quad (2)$$

r_1 and r_2 are random numbers drawn from the uniform distribution $U(0, 1)$. $pbest_i^{(t)}$ is the best position (in terms of minimizing the objective) that particle i has visited upto time t . $gbest^{(t)}$ is the best position among all particles that has been achieved. After sufficient iterations, all particles assume positions x_i near $gbest$ with the particle velocities $v_i \approx 0$. In this state, we say that the swarm has converged.

B. Exponentially-Averaged Momentum

[13] proposes the EMPZO algorithm to speed up the convergence and avoid local minima in single-objective problems.

It is a vanilla PSO algorithm aided by exponentially-averaged momentum (EM). Their PSO update equations are as follows

$$M_i^{(t+1)} = \beta M_i^{(t)} + (1 - \beta)v_i^{(t)} \quad (3)$$

$$v_i^{(t+1)} = M_i^{(t+1)} + c_1r_1(pbest_i^{(t)} - x_i^{(t)}) + c_2r_2(gbest^{(t)} - x_i^{(t)}) \quad (4)$$

Eq (3) computes the exponentially-averaged velocity of the i^{th} particle upto timestep t . The position update equation for EMPZO remains the same as eq (2). The momentum factor must obey $0 < \beta < 1$.¹ By recursively expanding eq (3), a particle's momentum is an exponentially weighted sum of all its previous velocities

$$M_i^{(t+1)} = (1 - \beta)v_i^{(t)} + \beta(1 - \beta)v_i^{(t-1)} + \dots + \beta^{t-2}(1 - \beta)v_i^{(2)} + \beta^{t-1}(1 - \beta)v_i^{(1)} \quad (5)$$

In certain single-objective problems, [13] report a 50% reduction in the iterations taken to convergence for EMPZO relative to vanilla PSO. Due to its superior performance over the vanilla algorithm in the single-objective setting, we hypothesize that similar benefits of EM would be seen in multi-objective problems.

C. Multi-Objective Optimization

The central setting of multi-objective optimization (MOO) is the following problem

$$\underset{\mathbf{x} \in \mathbb{R}^n}{\text{minimize}} \mathbf{f}(\mathbf{x}) = [f_1(x), f_2(x), \dots, f_k(x)]$$

i.e., given an input space \mathbb{R}^n , we want to optimize k functions f_1, f_2, \dots, f_k in the objective space. In practice, MOO solvers find an *Pareto front* which represents a non-dominated set of decision variables $\mathbf{x}_i \in \mathbb{R}^n$. Simplistically, it is a set of solutions where each member of the set is as good a solution as any other. A comprehensive introduction to MOO can be found in [11]. SMPZO [1] is the state-of-the-art MOO solver

that is based on vanilla PSO. It uses a constricted vanilla PSO whose update equation is

$$\begin{aligned} v_i^{(t+1)} &= \chi[wv_i^{(t)} + \\ & c_1 r_1 (pbest_i^{(t)} - x_i^{(t)}) + \\ & c_2 r_2 (gbest^{(t)} - x_i^{(t)})] \end{aligned} \quad (6)$$

where χ is the constriction factor [5] defined as follows

$$\chi = \begin{cases} \frac{2}{2 - \phi - \sqrt{\phi^2 - 4\phi}} & \phi > 4 \\ 1 & \phi \leq 4 \end{cases} \quad (7)$$

with $\phi = c_1 + c_2$. Hence χ is a function of c_1, c_2 . Since the constriction factor is with respect to vanilla PSO, we denote it as $\chi \equiv \chi^{(v)}(\phi)$ ². The position update equation for constricted vanilla PSO remains the same as eq (2). We describe SMPSO in algorithm 1.

Algorithm 1 SMPSO Pseudocode

```

1: initializeSwarm()
2: leaders = initializeArchive()
3: gen ← 0
4: while gen < maxGen do
5:   computeSpeed()
6:   updatePosition()
7:   mutation()
8:   evaluation()
9:   updateArchive(leaders)
10:  updateParticlesMemory()
11:  gen ← gen + 1
12: end while
13: Return leaders

```

Line 1 initializes the particle's positions in the input space along with random velocities. As per [11], the external archive for storing leaders is initialized in line 2. Line 5 updates the swarm obeying constricted Vanilla PSO equations (6, 7). Line 6 follows the regular position update equation as eq (2). Line 7 performs a turbulence mutation which introduces a diversity of solutions in the swarm, so that they don't converge to a single point. Finally, the particles are evaluated and the external archive is updated in lines 8-10. In particular, we focus on line 5 of algorithm 1 and expand it in algorithm 2.

Lines 2-3 draw r_1, r_2 from a uniform distribution $U(0, 1)$ and lines 4-5 draw $c_1, c_2 \sim U(1.5, 2.5)$. Line 6 computes ϕ and line 7 computes the constriction factor $\chi^{(v)}(\phi)$. Lines 8-9 update the particles velocity according to eq (6) where $x[i]$ and $v[i]$ are the position and velocity vectors respectively of the i^{th} particle. Finally, line 10 performs a velocity constriction based on the boundary of the search space³

SMPSO claims that its superiority over other MOO solvers, such as OMOPSO [4] and NSGA-II [3], is rooted in the randomized selection of c_1, c_2 along with the constriction

Algorithm 2 SMPSO computeSpeed()

```

1: for i ← 1 to swarmSize do
2:   r1 ← Uniform(0, 1)
3:   r2 ← Uniform(0, 1)
4:   c1 ← Uniform(1.5, 2.5)
5:   c2 ← Uniform(1.5, 2.5)
6:   φ ← c1 + c2
7:   χ ← ConstrictionFactor(φ)
8:   v[i] ← wv[i] + c1r1(pbest[i] - x[i]) + c2r2(gbest - x[i])
9:   v[i] ← χv[i]
10:  v[i] ← VelocityConstriction(v[i])
11: end for

```

factor $\chi^{(v)}(\phi)$ which maintains a diversity of solutions in the swarm.

II. MOTIVATIONS

A. An EM-aided SMPSO Algorithm

Apart from the external archive, leader selection and mutation, the performance of SMPSO is governed by the dynamics of the swarm which is solely dictated by the *computeSpeed()* subroutine (Algorithm 2). Thus, the incorporation of EM in SMPSO must occur within the *computeSpeed()* function (line 5 of Algorithm 1). As a first attempt, we formulate the desired *computeSpeed()* in Algorithm 3. We name our EM-aided SMPSO algorithm as *EM-SMPSO*.

Algorithm 3 EM-SMPSO computeSpeed()

```

1: for i ← 1 to swarmSize do
2:   r1 ← Uniform(0, 1)
3:   r2 ← Uniform(0, 1)
4:   c1 ← Uniform(1.5, 2.5)
5:   c2 ← Uniform(1.5, 2.5)
6:   β ← Uniform(0, 1)
7:   φ ← c1 + c2
8:   χ ← ConstrictionFactor(φ, β)
9:   m[i] ← βm[i] + (1 - β)v[i]
10:  v[i] ← m[i] + c1r1(pbest[i] - x[i]) + c2r2(gbest - x[i])
11:  v[i] ← χv[i]
12:  v[i] ← VelocityConstriction(v[i])
13: end for

```

Akin to Algorithm 2, we draw $\beta \sim U(0, 1)$ in line 6. Line 8 computes the appropriate constriction factor for EM-SMPSO. Note that the function *ConstrictionFactor* now takes two arguments (ϕ, β) instead of one. This is because EM directly affects the swarm dynamics and hence we need a different constriction factor $\chi \equiv \chi^{(m)}(\phi, \beta)$. Lines 9-11 are the update equations of constricted EMPZO.

B. Constriction Factor for EMPZO

We follow the derivation of the constriction factor according to [5]. Consider a *deterministic* version of Vanilla PSO

²Note that constriction factor is negative for $\phi > 4$

³Details of this step can be found in [1]

equations with $[x, v]$ as a 2-D discrete-time map (equations obtained from [5])

$$v(t+1) = v(t) + \phi(g - x(t)) \quad (8)$$

$$x(t+1) = x(t) + v(t+1) \quad (9)$$

This is deterministic because we have fixed $p_{best} = g_{best} = g$. Let $y(t) = g - x(t)$ and we choose $w = 1$ for simplicity. If we introduce a momentum time-series $m(t)$, we get a 3-D discrete-time map in $[v, y, m]$ for EMPSO as follows

$$v(t+1) = (1 - \beta)v(t) + \phi y(t) + \beta m(t) \quad (10)$$

$$y(t+1) = (\beta - 1)v(t) + (1 - \phi)y(t) - \beta m(t) \quad (11)$$

$$m(t+1) = (1 - \beta)v(t) + \beta m(t) \quad (12)$$

The evolution matrix of this system is

$$U = \begin{bmatrix} 1 - \beta & \phi & \beta \\ \beta - 1 & 1 - \phi & -\beta \\ 1 - \beta & 0 & \beta \end{bmatrix} \quad (13)$$

The eigenvalues of the matrix U provide important information about the swarm dynamics [2]. According to [5], we are interested in eigenvalues $|\lambda| > 1$ for deriving a constriction factor

$$\lambda_{\pm} = \frac{(2 - \phi) \pm \sqrt{\phi^2 - 4(1 - \beta)\phi}}{2} \quad (14)$$

[5] mentions that constriction entails finding the scaling factor χ for the eigenvalues λ such that setting $\lambda' = \chi\lambda$ gives $|\lambda'| \leq 1$. Hence it is sufficient to set

$$\chi = \frac{1}{\max(|\lambda_+|, |\lambda_-|)} \quad (15)$$

where λ_{\pm} is either of the roots defined in eq (14). Based on the discriminant $\Delta = \phi^2 - 4(1 - \beta)\phi$, we obtain two cases that give us real/complex roots for λ .

Case 1 ($\Delta \leq 0$) —

$$\begin{aligned} |\lambda| &= \sqrt{\frac{(2 - \phi)^2 - \Delta}{4}} \\ &= \sqrt{1 - \beta\phi} \end{aligned} \quad (16)$$

Since $\sqrt{1 - \beta\phi}$ is an absolute modulus, we must have

$$\phi \leq \frac{1}{\beta} \quad (17)$$

Moreover, $\Delta \leq 0 \implies \phi \leq 4(1 - \beta)$. Also, eq (17) must be satisfied simultaneously. To check whether this is true, construct a function in the range $\beta \in (0, 1)$

$$f(\beta) = \frac{1}{\beta} - 4(1 - \beta) \quad (18)$$

and its derivative

$$f'(\beta) = 4 - \frac{1}{\beta^2} \quad (19)$$

The critical point is $\beta = \frac{1}{2}$ which is also the global minimum in \mathbb{R}^+ due to $f''(\beta) = \frac{2}{\beta^3} > 0$. Moreover, from $f(\frac{1}{2}) = 0$, we have $f(\beta) \geq 0$ in its domain and

$$\begin{aligned} \frac{1}{\beta} &\geq 4(1 - \beta) \\ \implies \phi &\leq 4(1 - \beta) \leq \frac{1}{\beta} \end{aligned}$$

Eq (17) is thus satisfied and $|\lambda| = \sqrt{1 - \beta\phi} \leq 1$, hence we can set $\chi = 1$.

Case 2 ($\Delta > 0$) — Define $\lambda_m = \max(|\lambda_{\pm}|)$. It can be shown that it simplifies to

$$\lambda_m = \frac{|\phi - 2| + \sqrt{\phi^2 - 4(1 - \beta)\phi}}{2} \quad (20)$$

Since we are interested in $\lambda_m > 1$, we can do

$$\begin{aligned} \lambda_m^2 &> 1 \\ \implies 4\beta\phi + 4|\phi - 2| &> 8 \end{aligned} \quad (21)$$

Subcase 2.1 ($\phi > 2$) — Eq (21) simplifies to

$$\phi > 4(1 + \beta)^{-1} \quad (22)$$

For simplicity, we denote $\omega = 4(1 + \beta)^{-1}$. β exists in the interval $0 < \beta < 1$. This implies that $2 < \omega < 4$. Thus, there exists an interval of β, ϕ where eq (22) is satisfied for a suitable interval of ϕ . If we choose $\phi \in [2, 4]$, this condition can be met.

Subcase 2.2 ($\phi \leq 2$) — It can be shown that eq (21) leads to $\beta > 1$ which is a contradiction. Hence, this subcase can be ignored.

For the sake of implementation, we adopt a negative constriction co-efficient as has been used in SMPSO for our formulation. Hence, we combine eq (15, 20) and eq (22)

$$\chi^{(m)}(\phi, \beta) = \begin{cases} \frac{2}{2 - \phi - \sqrt{\phi^2 - 4(1 - \beta)\phi}} & \phi > 4(1 + \beta)^{-1} \\ 1 & \text{otherwise} \end{cases} \quad (23)$$

From a theoretical standpoint, adopting a positive/negative constriction co-efficient are equivalent because only the modulus $|\lambda|$ is significant [2]. Moreover, note that $\beta = 0$ implies that the effect of momentum is absent and it can be easily confirmed that $\chi^{(m)}(\phi, 0) = \chi^{(v)}(\phi)$. Thus, our derivation is consistent with that of vanilla PSO.

C. Preliminary Results

In figures (1, 2), we present the Pareto fronts of EM-SMPSO (algorithm 3) on the ZDT [25] bi-objective problems. The nature of the fronts are poor compared to that obtained by SMPSO *i.e.*, significantly fewer points in the external archive and a fragmented Pareto front. The SMPSO Pareto fronts, on the other hand, are smooth and dense. The Pareto fronts were obtained using the `jmetalpy` [7] framework.

In the single-objective realm, a blanket introduction of EM into the swarm dynamics significantly improved performance compared to vanilla PSO across various objective functions. Whereas, in the multi-objective case, that is not the case as is demonstrated by the Pareto fronts.

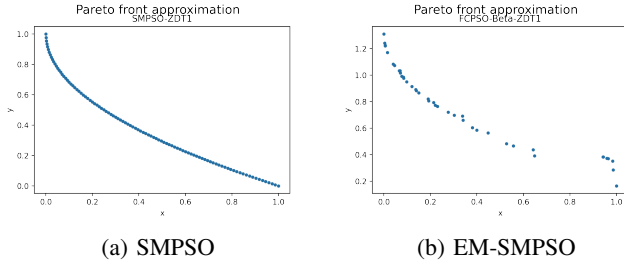


Fig. 1: Pareto Fronts on ZDT1

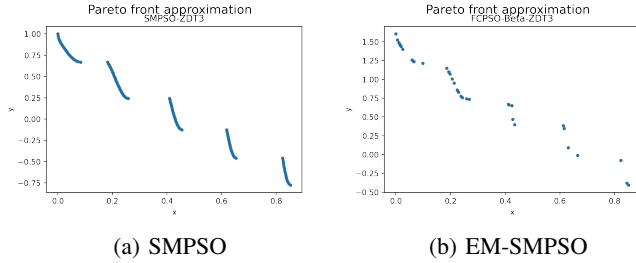


Fig. 2: Pareto Fronts on ZDT3

D. The Notion of Constriction Fairness

It is instructive to analyse that component of SMPSO which is pivotal to its superior performance — the constriction factor. Drawing $c_1, c_2 \sim U(1.5, 2.5)$ entails that $\phi \sim U(3, 5)$. The midpoint of this distribution is $\phi = 4$, which is also the value at which the two separate branches of $\chi^{(v)}(\phi)$ are defined in eq (7). We say that the constriction factor is *active* if the first branch is taken. Hence in the entire *evolution*⁴ of the swarm, the constriction factor is activated with probability $\frac{1}{2}$. It is in this sense that SMPSO is a *fairly* constricted algorithm — the constriction factor is activated/unactivated with equal chance.

It turns out that EM-SMPSO with $\phi \sim U(3, 5)$ and $\beta \sim U(0, 1)$ is not a fairly constricted because of the way $\chi^{(m)}(\phi, \beta)$ is defined. We prove this fact in section III-A

III. FINDING PARAMETERS SCHEMES FOR FAIR CONSTRICTION

We first develop simple mathematical formulae to assess the fairness of any *variant* of EM-SMPSO algorithm where $\phi \sim U(\phi_1, \phi_2)$ and $\beta \sim U(\beta_1, \beta_2)$. The respective probability densities would be

$$p_\phi(\phi) = \frac{1}{\phi_2 - \phi_1} \quad (24)$$

$$p_\beta(\beta) = \frac{1}{\beta_2 - \beta_1} \quad (25)$$

⁴One step in the *evolution* of the swarm is one iteration of the **while** loop in algorithm 1. The complete evolution is iterating through the loop until the stopping criteria is met.

Hence, these are uniform distributions. Let E be the event that $\phi > 4(1 + \beta)^{-1}$ corresponding to the definition in eq (23). We wish to find a formula for $P(E)$

$$\begin{aligned} P(E) &= \int \int_{\phi > 4(1+\beta)^{-1}} p_\phi(\phi) p_\beta(\beta) d\phi d\beta \\ &= \int \int_{\beta > 4\phi^{-1}-1} p_\beta(\beta) p_\phi(\phi) d\beta d\phi \end{aligned} \quad (26)$$

Using simple calculus, eq (26) can be simplified to

$$P(E) = \int_{\phi_l}^{\phi_g} \int_{4\phi^{-1}-1}^{\beta_2} p_\beta(\beta) p_\phi(\phi) d\beta d\phi + \int_{\phi_g}^{\phi_2} p_\phi(\phi) d\phi \quad (27)$$

where

$$\phi_l = \max(\phi_1, 4(1 + \beta_2)^{-1}) \quad (28)$$

$$\phi_g = \min(4(1 + \beta_1)^{-1}, \phi_2) \quad (29)$$

Additionally, we define the unfairness metric $\mu = P(E) - \frac{1}{2}$ to ease mathematical analysis. Note that it satisfies $-0.5 \leq \mu \leq 0.5$. It is a measure of how far away an algorithm is from being fairly constricted. $\mu = 0$ is a fairly constricted algorithm whereas $\mu > 0$ is over-constricted, and $\mu < 0$ is under-constricted.

A. On the suboptimal performance of EM-SMPSO

We have $\phi \sim U(3, 5)$ and $\beta \sim U(0, 1)$. Hence

$$\phi_l = \max(3, 2) = 3$$

$$\phi_g = \min(4, 5) = 4$$

And the probability integral with $p_\beta(\beta) = 1$ and $p_\phi(\phi) = \frac{1}{2}$

$$\begin{aligned} P(E) &= \int_3^4 \int_{4\phi^{-1}-1}^1 d\beta \frac{d\phi}{2} + \int_4^5 \frac{d\phi}{2} \\ &= \frac{3 - 4 \ln(4/3)}{2} \end{aligned}$$

Hence, the unfairness value

$$\mu = 1 - 2 \ln(4/3) \approx 0.42$$

It is an over-constricted algorithm compared to SMPSO by a large margin. Thus, we are able to reason about the suboptimal nature of the Pareto Fronts using fairness analysis of the constriction factor.

B. Restricted Momentum

We wish to carry forward $\phi \sim U(3, 5)$ from SMPSO. It was previously noted that using $\beta \sim U(0, 1)$ caused the algorithm to be overly constricted. In other words, the algorithm used the full range of the momentum parameter. We would like to limit this range, and check if it possible to construct a fairly constricted algorithm.

For simplicity, we parameterize $\beta \sim U(0, \epsilon)$ for $0 < \epsilon < 1$. We restrict the full range of the momentum parameter β by disallowing $\epsilon = 1$. We wish to find the unfairness as a function of the range parameter ϵ , namely $\mu(\epsilon)$.

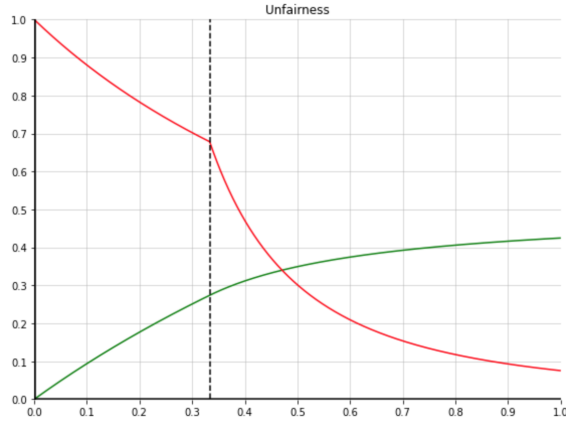


Fig. 3: Green - $\mu(\epsilon)$, Red - $\frac{d\mu}{d\epsilon}$, Dashed - $\epsilon = \frac{1}{3}$

Choice 1 - $\epsilon < \frac{1}{3}$. We have

$$\begin{aligned}\phi_l &= \max(3, 4(1+\epsilon)^{-1}) = 4(1+\epsilon)^{-1} \\ \phi_g &= \min(4, 5) = 4\end{aligned}$$

With $p_\beta(\beta) = \frac{1}{\epsilon}$ and $p_\phi(\phi) = \frac{1}{2}$ and hence

$$\begin{aligned}P(E) &= \int_{4/(1+\epsilon)}^4 \int_{4/\phi-1}^\epsilon \frac{d\beta}{\epsilon} \frac{d\phi}{2} + \int_4^5 \frac{d\phi}{2} \\ &= \frac{5}{2} - \frac{2\ln(1+\epsilon)}{\epsilon}\end{aligned}\quad (30)$$

Choice 2 - $\epsilon \geq \frac{1}{3}$. We have $\phi_l = 3$ and

$$\begin{aligned}P(E) &= \int_3^4 \int_{4/\phi-1}^\epsilon \frac{d\beta}{\epsilon} \frac{d\phi}{2} + \int_4^5 \frac{d\phi}{2} \\ &= 1 - \frac{4\ln(4/3) - 1}{2\epsilon}\end{aligned}\quad (31)$$

Finally, the unfairness function

$$\mu(\epsilon) = \begin{cases} 2 \left[1 - \frac{\ln(1+\epsilon)}{\epsilon} \right] & \epsilon < \frac{1}{3} \\ \frac{1}{2} \left[1 - \frac{4\ln(4/3) - 1}{\epsilon} \right] & \epsilon \geq \frac{1}{3} \end{cases}\quad (32)$$

Is there an $\epsilon > 0$ such that $\mu = 0$? Consider the derivative

$$\frac{d\mu}{d\epsilon} = \begin{cases} \frac{2}{\epsilon} \left[\frac{\ln(1+\epsilon)}{\epsilon} - \frac{1}{1+\epsilon} \right] & 0 < \epsilon < \frac{1}{3} \\ \frac{4\ln(4/3) - 1}{2\epsilon^2} & \frac{1}{3} \leq \epsilon < 1 \end{cases}\quad (33)$$

Clearly, $\frac{d\mu}{d\epsilon} > 0$ for $\frac{1}{3} \leq \epsilon < 1$. On the other interval, we first compute the limit (applying L'Hôpital rule twice)

$$\lim_{\epsilon \rightarrow 0} \frac{d\mu}{d\epsilon} = 1\quad (34)$$

Secondly, we construct the function for $0 < \epsilon < \frac{1}{3}$

$$g(\epsilon) = \ln(1+\epsilon) - \frac{\epsilon}{1+\epsilon}\quad (35)$$

With $g'(\epsilon) = \frac{\epsilon}{(1+\epsilon)^2} > 0$, and $\lim_{\epsilon \rightarrow 0} g(\epsilon) = 0$

$$\begin{aligned}\ln(1+\epsilon) - \frac{\epsilon}{1+\epsilon} &> 0 \\ \epsilon^2 \frac{d\mu}{d\epsilon} &> 0 \\ \implies \frac{d\mu}{d\epsilon} &> 0 \quad (\epsilon \neq 0)\end{aligned}\quad (36)$$

Based on eqs (34, 36), we can conclude that $\mu(\epsilon) \neq 0$ for $0 < \epsilon < 1$. Hence, it is impossible to obtain a fairly constricted algorithm using the scheme of $\beta \sim U(0, \epsilon)$.

We have from elementary calculus that, $\lim_{\epsilon \rightarrow 0} \frac{\ln(1+\epsilon)}{\epsilon} = 1$ and hence

$$\lim_{\epsilon \rightarrow 0} \mu(\epsilon) = 0\quad (37)$$

Hence, one could construct an algorithm which is *almost* fairly constricted and by allowing ϵ to be infinitesimally small. However, such an algorithm would lose its ultimate purpose of being able to exploit exponentially averaged momentum because sampling infinitesimally small values of β essentially means that momentum is absent.

C. Fairly Constricted Parameter Set

We wish to utilize the full range of the momentum parameter and hence set $\beta_1 = 0, \beta_2 = 1$. In computing the probability integral, we posit $\phi_l = \phi_1$ and $\phi_g = \phi_2$ which amounts to exercising the choices of $\phi_1 \geq 2$ and $\phi_2 \leq 4$ respectively. Hence

$$\begin{aligned}P(E) &= \int_{\phi_1}^{\phi_2} \int_{4/\phi-1}^1 d\beta \frac{d\phi}{\phi_2 - \phi_1} \\ &= 2 - 4 \frac{\ln(\phi_2/\phi_1)}{\phi_2 - \phi_1}\end{aligned}\quad (38)$$

Let us arbitrarily assign $\phi_1 = 2$. This is reasonable as per the previous parameter sets studied. We obtain an the unfairness as a function of ϕ_2

$$\mu(\phi_2) = \frac{3}{2} - 4 \frac{\ln(\phi_2/2)}{\phi_2 - 2}\quad (39)$$

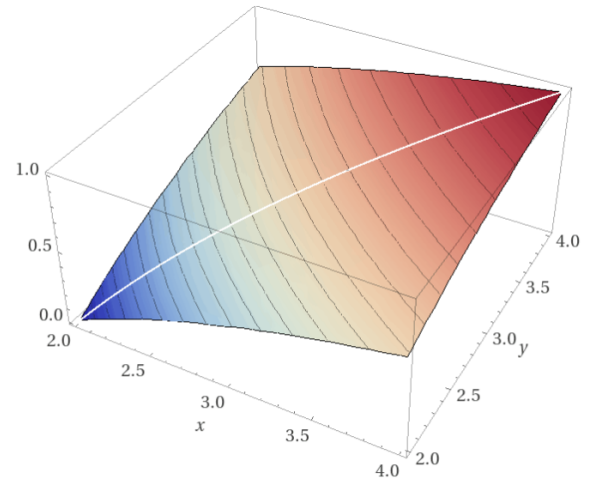


Fig. 4: X-axis $\rightarrow \phi_1$, Y-axis $\rightarrow \phi_2$, Z-axis $\rightarrow P(E)$

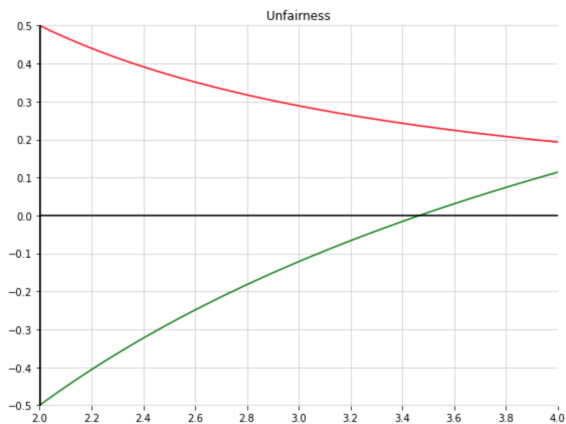


Fig. 5: Green - $\mu(\phi)$, Red - $\frac{d\mu}{d\phi}$

We transform $\frac{\phi_2}{2} \rightarrow x$ and set $\mu(x) = 0$ to obtain the following transcendental equation in the variable x

$$\psi(x) \equiv \frac{x-1}{\ln x} - \frac{4}{3} = 0 \quad (40)$$

where $\psi(x)$ has been defined for convenience. A solution \bar{x} to this equation must lie in $1 < \bar{x} \leq 2$. Note that $\lim_{x \rightarrow 1} \psi(x) = \frac{-1}{3} < 0$ and $\psi(2) = \frac{1}{\ln 2} - \frac{4}{3} > 0$. It is well known that $\psi(x)$ is monotonically increasing (it is of the form of the asymptotic prime counting function [8]) and thus a unique solution exists in the range $(1, 2]$. This can also be visually confirmed from the plot of eq (39) in figure (5)⁵

Wolfram Alpha [6] outputs the solution as $\bar{x} \approx 1.7336$ and we obtain $\phi_2 = 2\bar{x} \approx 3.4672$. Hence using $c_1, c_2 \sim U(1, 1.7336)$ and $\beta \sim U(0, 1)$ would result in a fairly constricted algorithm. We call it *Fairly Constricted Particle Swarm Optimization (FCPSO)*.

The surface plot of eq (38) in the (ϕ_1, ϕ_2) plane is plotted in figure (4). Note that there may exist other parameter sets that are also fairly constricting. In this work, we have derived only one fairly constricting set and subsequently used it for benchmarking.

IV. RESULTS

A. Pareto Fronts

We first present the Pareto fronts of the ZDT1 and ZDT3 problems (first shown in Section II-C).

From a first qualitative look, the Pareto fronts of FCPSO match that of SMPSO. The solution points are densely packed, and well-connected unlike the fragmented Pareto fronts of the naive EM-SMPSO algorithm.

B. Assessment with Quality Indicators

We choose the following 5 quality indicators to assess the performance of FCPSO. Namely, they are Inverted Generational Distance (IGD), Spacing (SP), Hypervolume (HV),

⁵In the plot, the independent variable of the X-axis is the same as ϕ_2 from eq 39. In other words, $\phi \equiv \phi_2$.

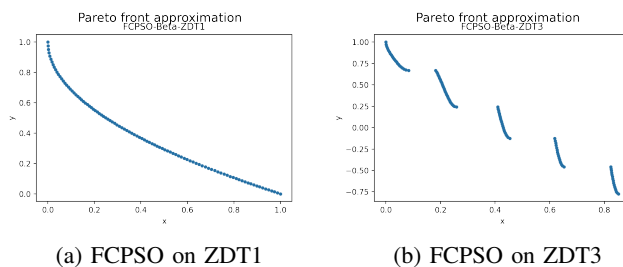


Fig. 6: Pareto Fronts of FCPSO

and the ϵ -indicator (EPS). A thorough description of these indicators can be found in [16].

The measurement of all indicators was done after letting the swarm evolve for 25,000 function evaluations. In the case of measuring function evaluation itself, we allow the swarm to evolve until 95% of the hypervolume (HV hereafter) of the theoretically computed Pareto front is reached. The theoretical fronts were obtained from [22], [23] and [24].

All quality indicator values of FCPSO are accompanied by corresponding values from SMPSO for the sake of comparison. Each measurement was repeated 20 times for statistical testing. The resultant p -values have been written as subscripts in the tables. We have not shown values of all quality indicators for all problems due to space constraints, however.

FE	SMPSO	FCPSO	HV	SMPSO	FCPSO
zdt1	72.12	56.45 _{5.65e-10}	zdt1	3.66	3.66 0.00
zdt2	68.95	87.90 _{1.10e-01}	zdt2	3.33	3.33 0.00
zdt3	110.90	102.01 _{5.11e-03}	zdt3	4.40	4.38 _{4.11e-11}
zdt4	32.92	45.35 _{5.73e-07}	zdt4	3.65	3.65 0.00
zdt6	27.40	29.31 _{9.20e-01}	zdt6	3.17	3.17 _{1.55e-10}
dtlz1	39.49	58.40 _{1.37e-03}	dtlz1	3.28	3.27 _{2.70e-03}
dtlz2	2.16	2.19	dtlz2	7.34	7.33 _{6.02e-13}
dtlz3	521.41	402.91 _{1.59e-06}	dtlz3	6.39	5.97 _{2.70e-03}
dtlz4	9.31	10.52	dtlz4	7.33	7.29 0.00
dtlz5	6.67	8.68	dtlz5	4.26	4.26 0.00
dtlz6	107.27	175.70 _{1.06e-09}	dtlz6	4.26	3.79 _{3.18e-04}
dtlz7	102.15	74.30 _{1.16e-07}	dtlz7	11.07	11.01 _{6.33e-05}

TABLE I: ZDT & DTLZ : FE and HV

1) *Bi-objective ZDT and Tri-objective DTLZ*: The ZDT [25] suite of multi-objective problems is a list of biobjective problems for the evaluation of MOO algorithms. Along with the triobjective DTLZ [26] problems, these constitute the basic problems that any MOO algorithm must be able to solve accurately. We show that FCPSO matches the performance of the state-of-the-art SMPSO in these problems. Please refer to table (I) for the FE and HV measurements. FCPSO matches SMPSO in most problems, occasionally outperforming (and underperforming) SMPSO.

A peculiarity to be noted for the DTLZ-2, 4 and 5 problems is that the number of FEs is not characteristic of the other problems and hence we have not included their statistical p -values. This is probably due to the particular nature of the problem, or the swarm initialisation implemented in `jmetal.py`.

2) *5-objective and 10-objective DTLZ*: We test the algorithm on a harder variant of the DTLZ problems with 5

objectives. The quality indicator values are shown in tables II and III. For 10-objective DTLZ, we do not have HV values as jmetalpy took too long to evaluate HV values. Thus, we only have IGD, EPS and SP values pertaining to these problems. The values are available in table IV and V

HV	SMPSO	FCPSO	IGD	SMPSO	FCPSO
dtlz1	1.73	6.30 0.00	dtlz1	4.36	0.07 0.00
dtlz2	22.03	27.56 0.00	dtlz2	0.64	0.42 0.00
dtlz3	0.24	5.34 3.80e-08	dtlz3	50.77	8.16 6.22e-15
dtlz4	30.45	30.85 1.99e-07	dtlz4	0.28	0.18 0.00
dtlz5	6.11	6.15 1.99e-07	dtlz5	0.07	0.06 1.62e-01
dtlz6	0.11	6.02 0.00	dtlz6	2.83	0.11 0.00
dtlz7	16.89	54.24 0.00	dtlz7	1.12	0.50 0.00

TABLE II: 5-DTLZ : HV and IGD

EPS	SMPSO	FCPSO	SP	SMPSO	FCPSO
dtlz1	3.37	0.12 0.00	dtlz1	3.10	2.67 1.37e-03
dtlz2	0.71	0.55 0.00	dtlz2	0.29	0.34 0.00
dtlz3	36.81	6.19 2.95e-14	dtlz3	49.05	39.85 4.11e-11
dtlz4	0.43	0.32 6.66e-08	dtlz4	0.18	0.21 1.59e-06
dtlz5	0.09	0.08 1.62e-01	dtlz5	0.20	0.25 0.00
dtlz6	2.96	0.11 0.00	dtlz6	1.11	0.56 0.00
dtlz7	2.77	1.05 4.11e-11	dtlz7	0.25	0.23 2.70e-03

TABLE III: 5-DTLZ : EPS and SP

FCPSO outperforms SMPSO in all problems except DTLZ2, DTLZ4, DTLZ5 with respect to the spacing (SP) quality indicator in both 5-objective and 10-objective realm. There is a notable exception, however, where SMPSO dominates with respect to SP in 10-objectives. Nevertheless, the gap between it and FCPSO is not significantly high.

IGD	SMPSO	FCPSO	EPS	SMPSO	FCPSO
dtlz1	8.09	1.93 1.25e-12	dtlz1	5.61	1.57 2.98e-10
dtlz2	0.75	0.57 0.00	dtlz2	0.65	0.56 0.00
dtlz3	43.87	31.48 1.37e-03	dtlz3	33.16	21.56 1.45e-04
dtlz4	0.58	0.43 0.00	dtlz4	0.65	0.52 0.00
dtlz5	0.06	0.08 1.97e-09	dtlz5	0.08	0.10 6.33e-05
dtlz6	0.51	0.15 1.97e-09	dtlz6	0.62	0.15 2.56e-12
dtlz7	1.45	1.32 4.22e-06	dtlz7	1.54	0.95 1.64e-02

TABLE IV: 10-DTLZ : IGD and EPS

SP	SMPSO	FCPSO
dtlz1	13.92	10.29 1.55e-10
dtlz2	0.44	0.62 0.00
dtlz3	90.24	93.83 7.19e-02
dtlz4	0.43	0.44 1.10e-01
dtlz5	0.22	0.30 0.00
dtlz6	0.80	0.95 1.33e-15
dtlz7	0.92	0.74 6.02e-13

TABLE V: 10-DTLZ : SP

3) *5-objective and 10-objective WFG*: The WFG test suite was proposed in [18] to overcome the limitations of ZDT/DTLZ test suites. For one, ZDT is limited to 2 objectives only. Secondly, the DTLZ problems are not *deceptive* (a notion developed in [18]) and none of them feature a large flat landscape. Moreover, they state that the nature of the Pareto-front for DTLZ-5,6 is unclear beyond 3 objectives. Lastly,

the complexity of each of the previous mentioned problem is *fixed* for a particular problem. Hence, the WFG problems are expressed as a generalised scheme of transformations that lead an input vector to a point in the objective space. The WFG test suite is harder and a rigorous attempt at creating an infallible, robust benchmark for MOO solvers.

	SMPSO	FCPSO
wfg1	1.21	1.39 0.00
wfg2	0.12	0.14 3.18e-04
wfg3	0.09	0.12 0.00
wfg4	1.93	2.27 2.22e-16
wfg5	0.75	0.91 0.00
wfg6	0.23	0.27 5.73e-07
wfg7	2.51	2.48 1.62e-01
wfg8	0.23	0.27 6.63e-09
wfg9	2.06	1.43 0.00

TABLE VI: 10-WFG : SP

HV	SMPSO	FCPSO	IGD	SMPSO	FCPSO
wfg1	4450.24	4455.31 0.00	wfg1	1.86	1.88 1.36e-13
wfg2	1693.23	1987.07 2.56e-12	wfg2	1.95	1.75 0.00
wfg3	14.51	14.59 3.18e-04	wfg3	2.63	2.61 2.14e-08
wfg4	1395.45	1604.41 0.00	wfg4	1.74	1.69 2.56e-12
wfg5	2700.61	2813.04 0.00	wfg5	1.42	1.38 0.00
wfg6	1540.74	1557.22 2.95e-14	wfg6	3.13	3.11 2.22e-16
wfg7	1909.03	1986.85 1.33e-15	wfg7	2.04	2.00 2.56e-12
wfg8	1910.25	1886.20 4.22e-06	wfg8	2.93	2.92 0.00
wfg9	2348.75	2237.12 9.32e-03	wfg9	1.52	1.50 2.78e-02

TABLE VII: 5-WFG : HV and IGD

Tables VII and VIII contain the results for 5-objective WFG problems. The results for 10-objective WFG problems are in tables IX and VI. FCPSO matches SMPSO with a small margin in most problems, if not outperforming it.

C. The Effect of Unfairness on Performance

The unfairness factor μ is central to the performance of FCPSO. This is evident from the drastic difference in the nature of the Pareto fronts between the naive EM-SMPSO (figure 1b) and FCPSO (figure 6a) algorithm. However, it is informative to see how the performance varies for other values of unfairness (apart from $\mu = 0$). The range of unfairness values exhibited by the parameter sets discussed in this work are as follows

- Eq 32 - $[0, 0.424]$
- Eq 39 - $[-0.5, 0.113]$

EPS	SMPSO	FCPSO	SP	SMPSO	FCPSO
wfg1	1.55	1.65 0.00	wfg1	0.43	0.44 2.30e-01
wfg2	7.96	7.38 1.08e-05	wfg2	0.04	0.06 6.66e-08
wfg3	6.83	6.83 5.49e-01	wfg3	0.04	0.05 0.00
wfg4	2.19	2.04 1.59e-06	wfg4	0.58	0.69 2.22e-16
wfg5	5.00	5.01 3.17e-01	wfg5	0.28	0.31 5.73e-07
wfg6	7.44	7.43 6.89e-01	wfg6	0.09	0.11 1.97e-09
wfg7	2.45	2.40 9.32e-03	wfg7	0.63	0.62 8.41e-01
wfg8	8.32	8.33 1.36e-13	wfg8	0.07	0.08 5.73e-07
wfg9	2.36	3.58 0.00	wfg9	0.64	0.60 4.22e-06

TABLE VIII: 5-WFG : EPS and SP

IGD	SMPSO	FCPSO	EPS	SMPSO	FCPSO
wfg1	3.29	3.26 $5.49e-01$	wfg1	1.48	1.52 $2.78e-02$
wfg2	6.14	5.86 $5.73e-07$	wfg2	15.12	14.22 $2.67e-05$
wfg3	5.73	5.70 $1.97e-09$	wfg3	13.13	13.12 $2.78e-02$
wfg4	7.09	5.30 $6.22e-15$	wfg4	3.78	2.98 $5.65e-10$
wfg5	0.17	0.16 0.00	wfg5	0.06	0.05 0.00
wfg6	13.10	13.07 0.00	wfg6	14.77	14.76 $8.91e-02$
wfg7	5.17	4.89 $1.05e-11$	wfg7	4.24	4.27 $2.30e-01$
wfg8	8.59	8.60 $5.49e-01$	wfg8	16.63	16.64 0.00
wfg9	2.48	2.12 0.00	wfg9	1.16	0.69 0.00

TABLE IX: 10-WFG : IGD and EPS

Despite the full range of unfairness $[-0.5, 0.5]$ not being covered, we go over a wide enough range in both under-constricted and over-constricted regions. We profile ZDT1, ZDT3 and ZDT4 in these ranges and assess the performance by computing HV (figure 7). The plotted HV values have been normalized to the HV obtained by running vanilla SMPSO.

In the over-constricted range, performance degrades significantly beyond $\mu = 0.25$ dropping to half of the optimal HV. For $0.1 \leq \mu \leq 0.25$, the HV is stable with respect to the unfairness. In the under-constricted region, however, the HV does not go below 99.5% of the optimal HV. Hence, over-constriction appears to affect the performance more than under-constriction. Moreover, the trend in the HV values with respect to unfairness is consistent among all the three problems considered.

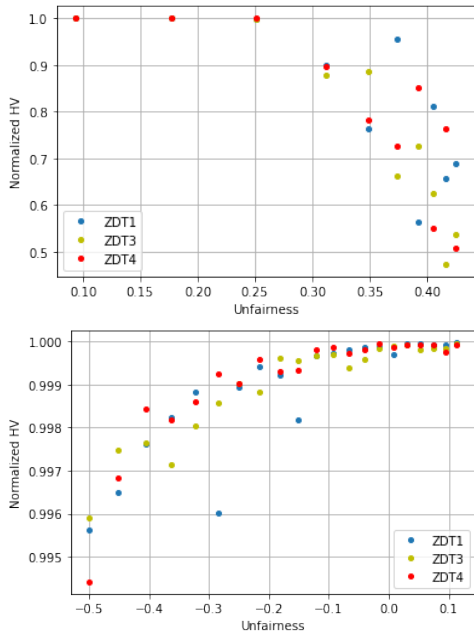


Fig. 7: Normalized HV vs. Unfairness

V. DISCUSSION AND IMPACT OF OUR WORK

At the time of appearance, SMPSO was the state-of-the-art MOO solver compared to other algorithms such as OMPSO, NSGA-II. Its success is tied to the use of velocity constriction, which we have theoretically analysed and extended to the case

of exponentially-averaged momentum. Moreover, there is a dearth of literature on the stochastic analysis of evolutionary algorithms. In the realm of single-objective PSO, [17] has analysed the stability of PSO considering the stochastic nature of r_1, r_2 of the PSO update equations [9]. We have successfully performed an analysis in a similar vein. The idea proposed in this work is simple, but it could be applied for the stochastic analysis of evolutionary algorithms.

VI. CONCLUSION AND FUTURE WORKS

In this paper, we have discussed the motivations for introducing exponentially-averaged momentum in the SMPSO framework. Having defined specific notions for constriction fairness, we have successfully incorporated exponentially-averaged momentum to SMPSO and demonstrated its performance in MOO problems. It would be beneficial to develop a large number of parameter schemes that are also fairly constricting and compare their performance. Finding a parameterization $(\phi_1, \phi_2, \beta_1, \beta_2)$ that ranges smoothly over the entire range of unfairness would help in comprehensively profiling quality indicators. Moreover, the unfairness value of an EM-SMPSO algorithm is not absolute in itself *i.e.*, multiple parameter schemes could result in the same value of unfairness. A thorough assessment could enable the creation of selection mechanisms, density estimators, alternate notions of elitism tailored to the usage of EM in swarm-based MOO algorithms.

REFERENCES

- [1] A. J. Nebro, J. J. Durillo, J. Garcia-Nieto, C. A. Coello Coello, F. Luna, and E. Alba, "Smpso: A new pso-based metaheuristic for multi-objective optimization," in *2009 IEEE Symposium on Computational Intelligence in Multi-Criteria Decision-Making(MCDM)*, 2009, pp. 66–73.
- [2] S. H. Strogatz, *Nonlinear Dynamics and Chaos: With Applications to Physics, Biology, Chemistry and Engineering*. Westview Press, 2000.
- [3] K. Deb, A. Pratap, S. Agarwal, and T. Meyarivan, "A fast and elitist multiobjective genetic algorithm: Nsga-ii," *IEEE Transactions on Evolutionary Computation*, vol. 6, no. 2, pp. 182–197, 2002.
- [4] M. R. Sierra and C. A. C. Coello, "Improving pso-based multi-objective optimization using crowding, mutation and epsilon-dominance," in *EMO*, ser. Lecture Notes in Computer Science, C. A. C. Coello, A. H. Aguirre, and E. Zitzler, Eds., vol. 3410. Springer, 2005, pp. 505–519. [Online]. Available: <http://dblp.uni-trier.de/db/conf/emo/emo2005.html#SierraC05>
- [5] M. Clerc and J. Kennedy, "The particle swarm - explosion, stability, and convergence in a multidimensional complex space," *IEEE Transactions on Evolutionary Computation*, vol. 6, no. 1, pp. 58–73, 2002.
- [6] "Wolfram alpha," <https://www.wolframalpha.com/>, accessed: 2020-02-09.
- [7] A. Benítez-Hidalgo, A. J. Nebro, J. García-Nieto, I. Oregi, and J. Del Ser, "jmetalpy: A python framework for multi-objective optimization with metaheuristics," *Swarm and Evolutionary Computation*, vol. 51, p. 100598, 2019. [Online]. Available: <https://www.sciencedirect.com/science/article/pii/S2210650219301397>
- [8] D. Zagier, "Newman's short proof of the prime number theorem," *The American Mathematical Monthly*, vol. 104, no. 8, pp. 705–708, 1997. [Online]. Available: <https://doi.org/10.1080/00029890.1997.11990704>
- [9] J. Kennedy and R. Eberhart, "Particle swarm optimization," in *Proceedings of ICNN'95 - International Conference on Neural Networks*, vol. 4, 1995, pp. 1942–1948 vol.4.
- [10] J. Kennedy and R. C. Eberhart, *Swarm Intelligence*. San Francisco, CA, USA: Morgan Kaufmann Publishers Inc., 2001.

- [11] C. A. C. Coello, "An introduction to multi-objective particle swarm optimizers," in *Soft Computing in Industrial Applications*, A. Gaspar-Cunha, R. Takahashi, G. Schaefer, and L. Costa, Eds. Berlin, Heidelberg: Springer Berlin Heidelberg, 2011, pp. 3–12.
- [12] D. P. Kingma and J. Ba, "Adam: A method for stochastic optimization," in *3rd International Conference on Learning Representations, ICLR 2015, San Diego, CA, USA, May 7-9, 2015, Conference Track Proceedings*, Y. Bengio and Y. LeCun, Eds., 2015. [Online]. Available: <http://arxiv.org/abs/1412.6980>
- [13] R. Mohapatra, S. Saha, C. A. C. Coello, A. Bhattacharya, S. S. Dhavala, and S. Saha, "Adaswarm: Augmenting gradient-based optimizers in deep learning with swarm intelligence," *IEEE Transactions on Emerging Topics in Computational Intelligence*, pp. 1–12, 2021.
- [14] R. Naz, "Conservation laws for some systems of nonlinear partial differential equations via multiplier approach," *Journal of Applied Mathematics*, vol. 2012, p. 871253, Oct 2012. [Online]. Available: <https://doi.org/10.1155/2012/871253>
- [15] A. Gopal, M. Sultani, and J. Bansal, "On stability analysis of particle swarm optimization algorithm," *Arabian Journal for Science and Engineering*, vol. 45, 07 2019.
- [16] C. Audet, S. Digabel, D. Cartier, J. Bigeon, and L. Salomon, "Performance indicators in multiobjective optimization," 2018.
- [17] M. Jiang, Y. P. Luo, and S. Y. Yang, "Particle swarm optimization - stochastic trajectory analysis and parameter selection," in *Swarm Intelligence*, F. T. Chan and M. K. Tiwari, Eds. Rijeka: IntechOpen, 2007, ch. 11. [Online]. Available: <https://doi.org/10.5772/5104>
- [18] S. Huband, P. Hingston, L. Barone, and L. While, "A review of multiobjective test problems and a scalable test problem toolkit," *IEEE Transactions on Evolutionary Computation*, vol. 10, no. 5, pp. 477–506, 2006.
- [19] N. Padhye, K. Deb, and P. Mittal, "Boundary handling approaches in particle swarm optimization," in *Proceedings of Seventh International Conference on Bio-Inspired Computing: Theories and Applications (BIC-TA 2012)*, J. C. Bansal, P. K. Singh, K. Deep, M. Pant, and A. K. Nagar, Eds. India: Springer India, 2013, pp. 287–298.
- [20] S. M. Mikki and A. A. Kishk, *Particle Swarm Optimizaton: A Physics-Based Approach*. Morgan & Claypool, 2008.
- [21] "Test functions for optimization," https://en.wikipedia.org/wiki/Test_functions_for_optimization, accessed: 2020-02-20.
- [22] C. A. C. Coello, G. B. Lamont, and D. A. V. Veldhuizen, *Evolutionary Algorithms for Solving Multi-Objective Problems (Genetic and Evolutionary Computation)*. Berlin, Heidelberg: Springer-Verlag, 2006.
- [23] "optproblems," <https://pypi.org/project/optproblems>, accessed: 2020-02-13.
- [24] "Moea framework," <http://moeaframework.org/index.html>, accessed: 2020-02-13.
- [25] E. Zitzler, K. Deb, and L. Thiele, "Comparison of multiobjective evolutionary algorithms: Empirical results," *Evol. Comput.*, vol. 8, no. 2, p. 173–195, Jun. 2000. [Online]. Available: <https://doi.org/10.1162/106365600568202>
- [26] K. Deb, L. Thiele, M. Laumanns, and E. Zitzler, *Scalable Test Problems for Evolutionary Multiobjective Optimization*. London: Springer London, 2005, pp. 105–145. [Online]. Available: https://doi.org/10.1007/1-84628-137-7_6