

Downfolding the Su-Schrieffer-Heeger model

Arne Schobert,¹ Jan Berges,¹ Tim Wehling,¹ and Erik van Loon^{1,2}

¹*Institut für Theoretische Physik, Bremen Center for Computational Materials Science, and MAPEX Center for Materials and Processes, Otto-Hahn-Allee 1, Universität Bremen, 28359 Bremen, Germany*

²*Department of Physics, Lund University, Professorsgatan 1, 223 63 Lund, Sweden*

Charge-density waves are responsible for symmetry-breaking displacements of atoms and concomitant changes in the electronic structure. Linear response theories, in particular density functional perturbation theory, provide a way to study the effect of displacements on both the total energy and the electronic structure based on a single *ab-initio* calculation. In downfolding approaches, the electronic system is reduced to a smaller number of bands, allowing for the incorporation of additional correlation and environmental effects on these bands. However, the physical contents of this downfolded model and its potential limitations are not always obvious. Here, we study the potential energy landscape and electronic structure of the Su-Schrieffer-Heeger (SSH) model, where all relevant quantities can be evaluated analytically. We compare the exact results at arbitrary displacement with diagrammatic perturbation theory both in the full model and in a downfolded effective single-band model, which gives an instructive insight into the properties of downfolding. An exact reconstruction of the potential energy landscape is possible in a downfolded model, which requires a dynamical electron-biphonon interaction. The dispersion of the bands upon atomic displacement is also found correctly, where the downfolded model by construction only captures spectral weight in the target space. In the SSH model, the electron-phonon coupling mechanism involves exclusively hybridization between the low- and high-energy bands and this limits the computational efficiency gain of downfolded models.

I. INTRODUCTION

The study of electron-phonon interactions (EPIs) goes back to the early days of solid state theory. They are important for our understanding of basic material parameters, like effective masses of electrons [1–4] and lattice constants [5, 6]. Furthermore, this interaction is responsible for phase transitions, such as conventional superconductivity [7–18] and charge-density waves [19–30]. Even in unconventional superconductors, signatures of EPIs can be found [31–44]. However, the precise interplay responsible for these phenomena is not fully understood, which is one of the reasons that the fundamental interaction between electrons and phonons needs to be described accurately. Developments in this direction occur along two main paths: first-principles calculations and model Hamiltonians.

The standard *ab initio* method for calculating the EPI is the density functional perturbation theory (DFPT) [45]. The most important ingredients of this theory are the adiabatic Born-Oppenheimer approximation [46], density functional theory (DFT) [47] and linear response theory. Briefly put, these state that it is possible to separate the dynamics of the electrons and ions, treat the electron in an effective one-body Schrödinger equation and calculate the response of the electrons upon displacement of the nucleus within linear order, based only on the electronic density [48–50]. The resulting EPI simultaneously describes two sides of the same coin, namely how the electrons screen and renormalize the phonons and how the electronic structure will adjust to atomic displacements. For an overview of the historical development and the recent accomplishments of calculating the EPI from first-principles, see Ref. [51].

Despite of the unquestionable success of the current *ab initio* computational methods, another trend in the literature is to treat the important physical phenomena in correlated materials with *downfolding* approaches. The central idea is to reduce the number of degrees of freedom compared to the full systems by keeping only the relevant states in a low-energy theory. The other states are integrated out and determine the parameters of the downfolded system. The overarching purpose of this procedure is the application of more advanced and expensive computational techniques only to the low-energy space where correlations take place.

For phonon-related properties, the *constrained* density functional perturbation theory (cDFPT) was introduced [52] and successfully applied to superconducting materials such as alkali-doped fullerenes [53] and light elements [54]. Additionally it was applied to 1H-TaS₂ [29], where it was shown that the CDW in this material is induced by coupling between the longitudinal acoustic phonons and the electrons from an isolated low-energy metallic band. With the help of the cDFPT it is possible to extract unscreened or partially screened parameters such as the phonon frequency and the electron-phonon vertex from an *ab initio* calculation and use these as the basis for an effective low-energy model Hamiltonian.

As discussed, the description of real physical phenomena that are tightly linked to the EPIs are frequently based on *ab initio* theories (DFPT, cDFPT) that involve substantial numerical and computational effort. The structure of the theory is not always transparent and obscured by details of the numerical implementation from the necessity of Wannier constructions to the formally infinite number of high-energy states and unit cells. To avoid these complications, a second branch in the litera-

ture is focused on model Hamiltonians. The most popular models of EPI are the Fröhlich model [55] for polaron formation, the Holstein model [56] for optical phonons and the SSH model [57] for charge-density waves.

For understanding the interplay of electronic structure and atomic displacements, the SSH model is the most instructive since it explicitly describes how the electronic band structure is renormalized by the displacements of the atoms. Previous investigations have studied properties such as the effective mass [58, 59] and the band structure [60, 61], but also phonon-related properties [62] in this model. In the model, a periodic displacement of the atoms can open a band gap and thereby lower the total energy of the system [57], leading to a charge-density wave transition. In other words, electronic screening makes the CDW phonon go soft. This textbook example of a CDW transition [63] is an appealing example for the investigation of downfolding since it is possible to perform all calculations exactly once the Born-Oppenheimer approximation has been applied.

The origin of this extraordinary simplicity lies in the observation that the Born-Oppenheimer approximation makes the phonons classical and the remaining electronic degrees of freedom in the SSH model are non-interacting. Thus, given any fixed displacement, the resulting electronic Hamiltonian is easily diagonalized. In some sense, this is similar to the method employed in Hirsch-Fye Quantum Monte Carlo, where a Hubbard-Stratonovich transformation is used to generate a system of non-interacting electrons coupled to classical fields and the subsequent analysis only involves varying the classical field and evaluating the non-interacting electron system. Unlike in Hirsch-Fye Quantum Monte Carlo, here the classical field is directly observable and has a clear physical meaning.

In this work, we compare the direct calculation of properties of the SSH model in the Born-Oppenheimer approximation at finite displacement with a perturbative diagrammatic expansion around the undistorted state à la DFPT. In this model, the diagrammatic expansion can be evaluated analytically order by order and we show that it correctly captures how the electron-phonon coupling renormalizes the phonon frequency and the electronic structure. Then, in the spirit of downfolding, we move to an effective single-band model for the dimerization transition in the SSH model. The diagrammatic structure in this effective model differs substantially from the original model: an interaction between an electron and two phonons appears and this interaction turns out to be dynamical with a frequency set by the high-energy electrons that were integrated out. We show that this downfolded model faithfully reproduces the energy landscape and the CDW. Furthermore, we discuss a cDFPT-like approach to downfolding, which correctly describes the screening of the phonon frequencies. In the SSH model, the displacement-induced orbital reconstruction between target and rest space is the central aspect of the downfolding and there is no remaining electron-phonon

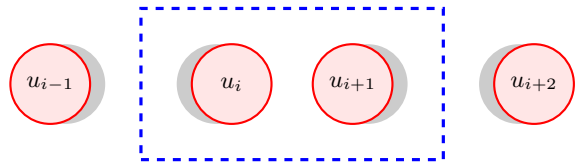


FIG. 1. Dimerization.

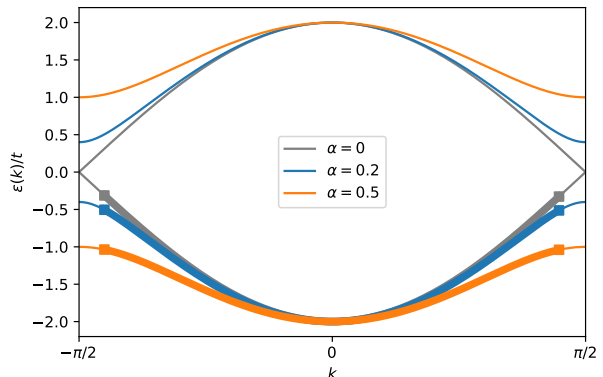


FIG. 2. Band structure at various values of α . The thick lines represent the filled states when there are $\langle n \rangle = 0.9$ spinless electrons per dimer.

coupling in the cDFPT low-energy model.

II. MODEL

In this work, we consider the SSH model [57] in the classical Born-Oppenheimer limit [64], i.e., we ignore the kinetic energy of the atoms. We consider spinless fermions in a one-dimensional lattice with Hamiltonian

$$H = -t \sum_{i=0}^{N-1} (1 + u_i) (c_i^\dagger c_{i+1} + c_{i+1}^\dagger c_i) + \frac{k_s}{2} \sum_{i=0}^{N-1} (u_{i+1} - u_i)^2. \quad (1)$$

Here, u_i is a (classical) variable describing the atomic displacements, with $0 \leq i < N$. We use the periodic boundary condition $u_N \equiv u_0$. The hopping $t > 0$ sets the electronic energy scale and $k_s > 0$ that of the phonons.

We consider dimerization, i.e., displacements of the form $u_i = (-1)^i \alpha$ and double the unit cell to include entire dimers. This is illustrated in Fig. 1. Using the

notation $a_i = c_{2i}$ and $b_i = c_{2i+1}$, we obtain

$$H = -t \sum_{i=0}^{N/2-1} (1 + \alpha)(a_i^\dagger b_i + b_i^\dagger a_i) \quad (2)$$

$$-t \sum_{i=0}^{N/2-1} (1 - \alpha)(a_{i+1}^\dagger b_i + b_i^\dagger a_{i+1}) \quad (3)$$

$$+ 2Nk_s\alpha^2. \quad (4)$$

Performing a Fourier transform to momentum space, the Hamiltonian in matrix form reads

$$H = \sum_k \begin{pmatrix} a_k^\dagger & b_k^\dagger \end{pmatrix} \hat{\varepsilon} \begin{pmatrix} a_k \\ b_k \end{pmatrix} + 2Nk_s\alpha^2, \quad (5)$$

$$\hat{\varepsilon} = -t \begin{pmatrix} 0 & 1 + \alpha + (1 - \alpha)e^{2ik} \\ 1 + \alpha + (1 - \alpha)e^{-2ik} & 0 \end{pmatrix}, \quad (6)$$

with eigenvalues

$$\varepsilon_{\pm}(k) = \pm 2t \sqrt{1 + (\alpha^2 - 1) \sin^2(k)} \quad (7)$$

$$= \pm 2t \sqrt{\cos^2(k) + \alpha^2 \sin^2(k)}. \quad (8)$$

These give the dispersion shown in Fig. 2. Note that the Brillouin zone is $-\pi/2 \leq k \leq \pi/2$, where k is made dimensionless by setting the atomic distance to unity.

In the following, we assume that the electronic density $\langle n \rangle$ is smaller than 1 electron/dimer. Since the model is particle-hole symmetric, the case $\langle n \rangle > 1$ follows by symmetry. The situation $\langle n \rangle = 1$ (half-filling) is special and will be discussed in more detail below, see Sec. VII. At zero temperature, the electron density is proportional to the Fermi wavevector k_f as $\langle n \rangle = 2k_f/\pi$ and independent of α . The total electronic energy per dimer, in the thermodynamic limit $N \rightarrow \infty$, is

$$E_{\text{el}} = \frac{1}{\pi} \int_{-k_f}^{k_f} \varepsilon_{-}(k) dk, \quad (9)$$

and the total energy per dimer is

$$E = 2k_s\alpha^2 + E_{\text{el}}. \quad (10)$$

Note that in this model, displacements do not change the Fermi surface and the electronic energy E_{el} depends on α only via Eq. (7), which will allow us to pull derivatives through the integral in Eq. (9).

In Fig. 3, we show how the total energy depends on α for fixed k_s and $\langle n \rangle$. The total energy is obviously symmetric in α and the undistorted lattice at $\alpha = 0$ is an extremum of the total energy. Without electrons, $E_{\text{bare}} = 2k_s\alpha^2$ is a convex parabola with a minimum at $\alpha = 0$. However, the coupling to the electrons can lead to a Peierls charge-density wave (CDW) phase transition where $\alpha = 0$ turns into a local maximum and two global minima occur at $\alpha = \pm\alpha^*$. The finite α lowers the energy of the occupied states and thus the total electronic energy and this compensates for the gain in potential energy due to α .

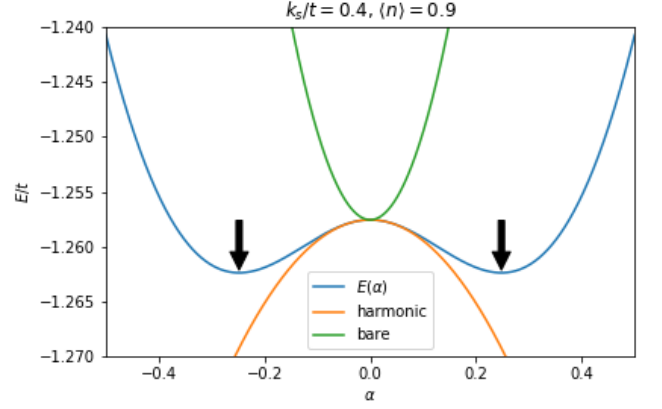


FIG. 3. Energy landscape at $k_s/t = 0.4$, $\langle n \rangle = 0.9$. The curves show the exact energy $E(\alpha)$, the harmonic approximation including electronic screening $E(0) + \frac{1}{2}\omega^2\alpha^2$ and the bare phonon energy $E(\alpha = 0) + \frac{1}{2}\omega_{\text{bare}}^2\alpha^2$. The arrows indicate the minima at $\pm\alpha^*$.

III. HARMONIC AND ANHARMONIC LATTICE POTENTIAL

To analyze the phase transition, it is useful to perform a Taylor expansion of the lattice potential $E(\alpha)$ around $\alpha = 0$.

$$E(\alpha) - E(0) = \frac{1}{2} \left. \frac{d^2 E(\alpha)}{d\alpha^2} \right|_{\alpha=0} \alpha^2 + \frac{1}{4!} \left. \frac{d^4 E(\alpha)}{d\alpha^4} \right|_{\alpha=0} \alpha^4 + \dots \quad (11)$$

$$\equiv \frac{1}{2}\omega^2\alpha^2 + h^{(4)}\alpha^4 + \dots \quad (12)$$

$$\omega^2 = \omega_{\text{bare}}^2 + \Delta\omega^2, \quad (13)$$

$$\omega_{\text{bare}}^2 \equiv 4k_s, \quad (14)$$

$$\Delta\omega^2 \equiv \frac{1}{\pi} \int_{-k_f}^{k_f} dk \left. \frac{d^2 \varepsilon_{-}(k)}{d\alpha^2} \right|_{\alpha=0} \quad (15)$$

$$= -\frac{2t}{\pi} \int_{-k_f}^{k_f} dk \frac{\sin^2(k)}{\cos(k)}, \quad (16)$$

$$h^{(4)} = \frac{1}{\pi} \int_{-k_f}^{k_f} dk \frac{1}{4!} \left. \frac{d^4 \varepsilon_{-}(k)}{d\alpha^4} \right|_{\alpha=0} \quad (17)$$

$$= \frac{t}{4\pi} \int_{-k_f}^{k_f} dk \frac{\sin^4(k)}{\cos^3(k)}. \quad (18)$$

Here, we have introduced the bare phonon frequency ω_{bare} and the dressed phonon frequency ω . The difference $\Delta\omega^2$, the electronic screening of the phonon, originates in the change in electronic structure in response to the lattice distortion. Screening lowers the phonon frequency, and the Peierls transition occurs when the dressed phonon frequency is equal to zero, i.e., $\omega = 0$. In Fig. 4 the Peierls transition is represented as the black line, which separates the phases $\omega^2 < 0$ (Peierls instabil-

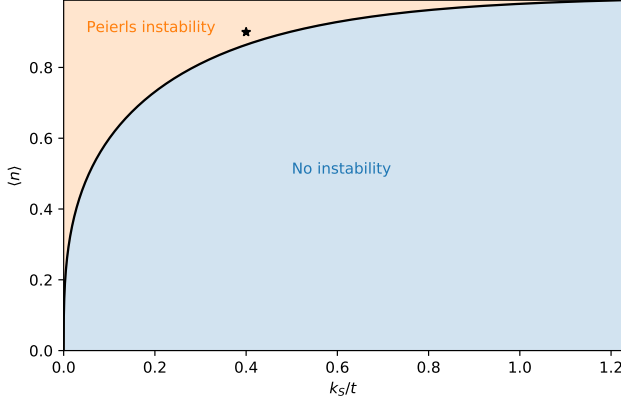


FIG. 4. Phase diagram of the SSH model for the density $\langle n \rangle$ and the force constant k_s . The black star marks the parameters of Fig. 3. We only consider the transition to the dimerized CDW.

ity) and $\omega^2 > 0$ (no instability). As we can see, a weak force constant k_s and a density $\langle n \rangle$ close to half-filling is preferred for a Peierls instability. Beyond the Peierls transition, $\alpha = 0$ is a local maximum of the potential and the higher-order terms, such as $h^{(4)}$, are responsible for ensuring that $E(\alpha)$ has a minimum at some finite α . In the appendix, we show that there can be at most two minima, symmetrically located around $\alpha = 0$.

IV. ELECTRON-PHONON COUPLING: TWO-BAND MODEL

In the previous section, we used our knowledge of the exact dependence of the electronic structure $\hat{\varepsilon}$ on α to determine the potential energy landscape. In ab initio calculations (e.g. DFPT), one will usually not have access to this. Instead, the only known quantities are the electronic structure of the undistorted structure $\hat{\varepsilon}_0$ and the electron-phonon coupling, the first derivative of the electronic structure with respect to the displacement. Access to the latter quantity is guaranteed by the $2n + 1$ theorem [48–50]. Because of this, it is instructive to calculate the (approximate) potential energy landscape of the SSH model – and in particular the screening of the phonon frequency – based just on these quantities in a perturbative expansion around $\alpha = 0$.

The Feynman rules can be read off from the Hamiltonian, Eq. (5), by writing it as

$$\hat{H} = \sum_k f_k^\dagger \hat{\varepsilon}_0(k) f_k + \alpha f_k^\dagger \hat{g}(k) f_k + N \frac{1}{2} \omega_{\text{bare}}^2 \alpha^2. \quad (19)$$

Here, f^\dagger is shorthand for the vector $(a^\dagger \ b^\dagger)$. There is a single $q = 0$ phonon mode corresponding to dimerization, with frequency $\omega_{\text{bare}}^2 = 2k_s$. This mode is entirely classical, since we are interested only in a Born-Oppenheimer

potential energy landscape. The electron-phonon coupling is a matrix in electronic space and is obtained as $\hat{g} = d\hat{\varepsilon}/d\alpha$ evaluated at $\alpha = 0$. In other words, it consists of the parts of $\hat{\varepsilon}$ that are proportional to α . Explicitly,

$$\hat{g}(k) = -t \begin{pmatrix} 0 & 1 - e^{2ik} \\ 1 - e^{-2ik} & 0 \end{pmatrix} \text{ in the } a^\dagger, b^\dagger \text{ basis.} \quad (20)$$

Note that we are considering a single phonon mode at $q = 0$, so we do not need a q label on g . The lack of higher-order electron-phonon coupling terms in Eq. (19) is a special property of the SSH model.

The electronic part is most conveniently expressed in the band basis of $\hat{\varepsilon}_0$, which is $\hat{\varepsilon}$ evaluated at $\alpha = 0$. The two eigenvalues of ε_0 are $\varepsilon_{\pm,0} = \pm 2t \cos(k)$ with corresponding eigenvectors $\frac{1}{\sqrt{2}} \begin{pmatrix} 1 \\ \mp e^{-ik} \end{pmatrix}$. Thus, the electronic Green's function is

$$\hat{G}(E, k) = \frac{\hat{1}}{E \hat{1} - \hat{\varepsilon}_0(k) + i\hat{\eta}_k}, \quad (21)$$

where $\hat{1}$ is the identity matrix, the division denotes matrix inversion, and $\hat{\eta}_k$ denotes the usual small imaginary constant that is positive (negative) for empty (occupied) states, respectively.

The transformed electron-phonon coupling is

$$\hat{g}(k) = 2t \begin{pmatrix} 0 & i \sin(k) \\ -i \sin(k) & 0 \end{pmatrix} \text{ in the band basis.} \quad (22)$$

We observe that g couples the two bands and has no intraband component. In other words, to linear order in α around $\alpha = 0$, distortions only change the orbital composition of the bands and not the dispersion of the bands.

The vanishing diagonal elements of g can also be understood as a symmetry selection rule. The inversion symmetry of the system implies that $\varepsilon(\alpha)$ and $\varepsilon(-\alpha)$ have the same eigenvalues and this implies both $\text{Tr } g = \text{Tr } \frac{d\hat{\varepsilon}}{d\alpha} = \frac{d}{d\alpha} \text{Tr } \hat{\varepsilon} = 0$, which holds in any basis, and $\langle n | \hat{g} | n \rangle = 0$ for any $\alpha = 0$ eigenvector $|n\rangle$, since these $|n\rangle$ are eigenvectors of the inversion operator with eigenvalue ± 1 .

A. Leading diagram

We are interested in establishing the effective potential felt by the atoms, including electronic screening. Diagrammatically, this means that the phonon mode only appears as external lines, whereas internally the diagram consists of electronic propagators and electron-phonon vertices. All diagrams with n external lines need to be summed to obtain the α^n coefficient in the potential $E(\alpha)$.

For the phonon self-energy, i.e., at order α^2 , there is

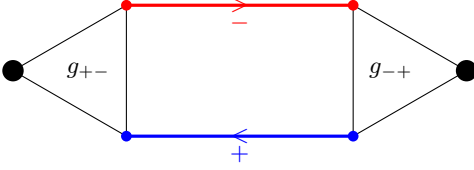


FIG. 5. Diagram for the renormalization of the phonon frequency. The black dots represent external phonon lines, the red and blue lines denote the electronic Green's functions G_{\pm} in the band basis, and the triangles are the electron-phonon coupling.

only a single diagram (Fig. 5) which corresponds to

$$\Delta\omega^2 = \sum_{m,n \in \{+,-\}} \int \frac{dk}{\pi} g_{m,n}(k) \Pi_{m,n}(k) g_{n,m}(k), \quad (23)$$

$$\Pi_{m,n}(k) = \frac{f_m(k) - f_n(k)}{\epsilon_m(k) - \epsilon_n(k)}, \quad (24)$$

$$f_m(k) = \begin{cases} 1 & m = -1 \text{ and } |k| \leq k_f, \\ 0 & \text{otherwise.} \end{cases} \quad (25)$$

This allows us to simplify the result to

$$\Delta\omega^2 = -\frac{2}{\pi} \int_{-k_f}^{k_f} dk \frac{|g_{+-}(k)|^2}{\epsilon_+ - \epsilon_-} \quad (26)$$

$$= -\frac{2}{\pi} \int_{-k_f}^{k_f} dk \frac{4t^2 \sin^2(k)}{4t \cos(k)} \quad (27)$$

$$= -\frac{2t}{\pi} \int_{-k_f}^{k_f} \frac{\sin^2(k)}{\cos(k)} dk. \quad (28)$$

This is consistent with Eq. (16). This shows that the harmonic energy landscape can be calculated entirely from the undistorted structure at $\alpha = 0$, based on the electronic dispersion $\hat{\epsilon}_0$ and the electron-phonon coupling \hat{g} .

B. Higher-order diagrams

It is also possible to calculate the energy landscape beyond the quadratic term. A special property of the SSH model is that there are no higher-order electron-phonon vertices nor anharmonic bare phonon terms. Because of this, the entire perturbation theory is expressed in ϵ_{\pm} and g . For example, the diagram for the fourth order contribution α^4 is shown in Fig. 6. This is the only connected diagram at this order. Note that all external phonons have $q = 0$, so all electronic lines have the same momentum k and energy E . The band index of the electronic lines is alternating, since the electron-phonon coupling is entirely off-diagonal. The expression

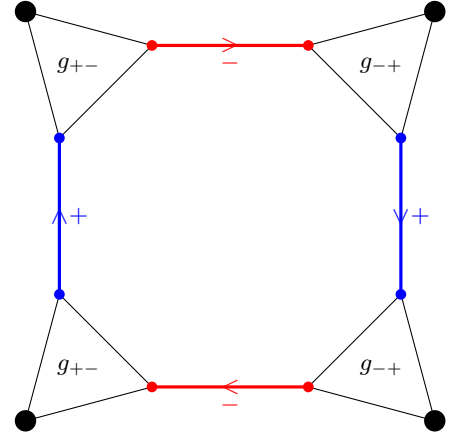


FIG. 6. Fourth order diagram.

corresponding to this diagram is of the form

$$h^{(4)} = - \int \frac{dk}{\pi} \int dE g_{+-}(k) g_{-+}(k) g_{+-}(k) g_{-+}(k) \quad (29)$$

$$\times G_{-}(k, E) G_{+}(k, E) G_{-}(k, E) G_{+}(k, E)$$

The overall minus sign is there since the diagram has a single fermionic loop. There is a second way to assign the band indices, which leads to a factor 2 that cancels with the symmetry factor 2 [65].

The product of Green's functions can be reduced by repeated application of the relation $AB = (B - A)/(A^{-1} - B^{-1})$ for $A \neq B$, which is helpful because $G_{\pm}^{-1}(k, E) = E \mp |\epsilon_0(k)| + i\eta_k$ is very simple. Below, all G 's have the same arguments k, E , which were dropped for notational convenience.

$$G_{-}G_{+}G_{-}G_{+} = (G_{+} - G_{-}) \frac{1}{2|\epsilon_0|} (G_{+} - G_{-}) \frac{1}{2|\epsilon_0|} \quad (30)$$

$$= \frac{G_{+} - G_{-}}{8|\epsilon_0|^3} + \frac{G_{-}^2 + G_{+}^2}{4|\epsilon_0|^2}. \quad (31)$$

Here, in the denominators we have already safely taken the limit $\eta \rightarrow 0$. Now, the integral over E can be performed using $\int dE G_{\pm}^2(E) = 0$ and $\int dE G_{\pm}(E) = n(\epsilon_{\pm}(k))$. Here, $n(\epsilon_{\pm}(k))$ is the occupation, which is unity for the $-$ branch and $|k| < k_f$ and zero otherwise. This gives the same result as Eq. (18),

$$h^{(4)} = \int_{-k_f}^{k_f} \frac{dk}{\pi} (2t)^4 \sin^4(k) \frac{1}{8(2t)^3 \cos^3(k)} \quad (32)$$

$$= \frac{t}{4\pi} \int_{-k_f}^{k_f} dk \frac{\sin^4(k)}{\cos^3(k)}. \quad (33)$$

Diagrams at higher order can be evaluated in the same way, by repeated simplification of products of Green's functions. An interesting aspect is that the entire potential energy landscape $E(\alpha)$ can be calculated in this way (for $\langle n \rangle \neq 1$, see Sec. VII) without ever determining how the band dispersion changes.

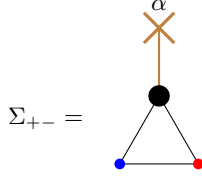


FIG. 7. Electronic self-energy.

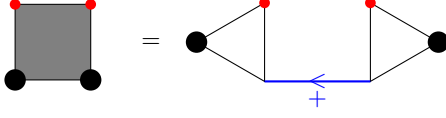


FIG. 8. The interaction vertex of the effective single-band theory (left) can be expressed in terms of the original vertices and the electronic band that is integrated out.

C. Change in electronic structure

The change in the electronic structure is given by the self-energy $\Sigma(E, k)$ and can be obtained diagrammatically by considering the sum of all one-electron irreducible diagrams. Now, the electronic lines are amputated and the phononic ends of the vertices are connected to crosses representing α . This is similar to the way an external Zeeman magnetic field or scattering potential can be included in a diagrammatic theory. Note that due to the Born-Oppenheimer approximation, there is no true phonon propagator with two end-points, which would represent the phonon dynamics.

In the present model, it turns out that there is only a single, trivial diagram for the self-energy $\Sigma_{+-} = \alpha g_{+-}$, shown in Fig. 7, with an equivalent diagram for Σ_{-+} . Together, they recover the exact electronic Green's function via the Dyson equation,

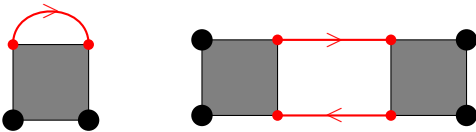
$$\hat{G}^{-1} = \hat{G}_0^{-1} - \hat{\Sigma} \quad (34)$$

$$= E - \hat{\epsilon}_0 - \alpha \hat{g} + i\eta_k \quad (35)$$

$$= E - \hat{\epsilon} + i\eta_k. \quad (36)$$

V. SINGLE-BAND EFFECTIVE MODEL

At $\langle n \rangle < 1$, there is only one partially filled band and this motivates us to investigate the possibility of describing the CDW via a single-band effective model. Here, we construct a model consisting of the partially filled elec-

FIG. 9. The diagrams responsible for the α^2 and α^4 contributions to the energy in the single-band model.

tronic band, the bare phonon and the coupling between the two. Formally, such a model is obtained by integrating out the unoccupied band of the two-band model. The effective action of the single-band model contains (partially) renormalized, dynamically screened interactions between these electrons and the phonons. In fact, the interaction vertices in this effective model can and do have an entirely different structure compared to those of the original two-band model. Generally, the vertices in the effective theory are obtained by collecting all connected diagrams consisting of rest space (here: ε_+) internal lines with a particular number of external phonon and target space (here: ε_-) lines, and an infinite set of vertices can appear in this way.

Here, the single-band model is energetically completely symmetric in $\alpha \leftrightarrow -\alpha$ and this implies that only even powers of α can appear in the effective action. In other words, only interaction vertices with an even number of phonon lines are allowed [66].

In fact, looking at the diagrammatic structure, it turns out that the single-band effective theory of the SSH model only contains one interaction vertex, shown in Fig. 8. This vertex has two phonon and two external electronic lines (one incoming, one outgoing) and takes the value

$$V(E, k) = 4t^2 \sin^2(k) \frac{1}{E - \epsilon_0(k) + i\eta}. \quad (37)$$

Note that V depends explicitly on E , the screened interactions that enter the effective model are dynamical quantities. The effective model contains only a single fermion with dispersion ε_- , so no further electronic band label is necessary.

For the energy $E(\alpha)$, the second-order contribution, shown in Fig. 9, is

$$\Delta\omega^2 = - \int \frac{dk}{\pi} \int dE V(E, k) G(E, k), \quad (38)$$

which upon insertion of Eq. (37) is equal to the result we obtained in the two-band model. Similarly, the fourth-order contribution, also shown in Fig. 9, is

$$h^{(4)} = \int \frac{dk}{\pi} \int dE V^2(E, k) G^2(E, k) \quad (39)$$

$$= (2t)^4 \int \frac{dk}{\pi} \int dE \frac{\sin^4(k)}{(E - \epsilon_0(k) + i\eta_k)^2} \frac{1}{(E + \epsilon_0(k) + i\eta_k)^2}. \quad (40)$$

The denominator can be simplified using the same techniques as above and this gives the same final result as the earlier expression for $h^{(4)}$.

A. Change in electronic structure in the single-band model

In the effective model, only the electronic target space is considered, corresponding to the lower band at zero

displacement. The rest space has been integrated out. Σ is now a scalar quantity and it is once again given by a single diagram,

$$\Sigma(k, E) = \alpha^2 V(k, E) = 4\alpha^2 t^2 \frac{\sin^2(k)}{E - |\varepsilon_0|(k) + i\eta_k}. \quad (41)$$

In this case, $\Sigma(k, E)$ is an explicit function of E and it is not possible to interpret purely as a change in the dispersion. Since the true change in the electronic structure involves a change in the orbital composition of the bands and thus coupling between the bands and changes in the wavefunctions, it is not possible to capture this entirely in a single band model. However, if we restrict ourselves to the vicinity of the lower band in terms of energy, we find

$$\Sigma(k, -2t \cos k) = -t \frac{\sin^2(k)}{\cos(k)} \alpha^2, \quad (42)$$

which is equal to the exact second-order expansion of Eq. (7).

At the same time, the self-energy of Eq. (41) has a pole at $E = |\varepsilon_0|$, the energy of the upper band that has been integrated out. In the spectral function $A(E, k) = -\frac{1}{\pi} \text{Im} G(E, k)$, this shows up as interaction-induced spectral weight transfer, as shown in Fig. 10. Thus, even though it cannot represent the matrix structure of the electronic Green's function, the downfolded model has spectral weight at the right locations. Note that there is no imaginary part in the self-energy and thus no additional broadening of these peaks in the downfolded model, all broadening comes from the constant $\eta = 0.07$ used for plotting the spectrum.

VI. CDFPT

The downfolding procedure employed above is based on an explicit resummation of the diagrammatic series and is able to reproduce the screening from bare to dressed lattice potential exactly. This approach can be applied here, since we have full knowledge of the entire electronic structure and the electron-phonon coupling. In ab-initio calculations, the downfolding is usually done somewhat differently. Indeed, the constrained density functional theory (cDFPT) is a tool commonly used for downfolding electron-phonon systems onto an electronic target space and calculating corresponding partially screened phonon frequencies. In general, it evaluates a Feynman diagram similar to Fig. 5, with the restriction that at least one of the two electronic propagators should not be part of the target space.

In the SSH model, if the lower band is chosen as the target space, cDFPT includes the only relevant screening process, with one $+$ and one $-$ electron, in its calculation of the partially screened phonon frequency. In other

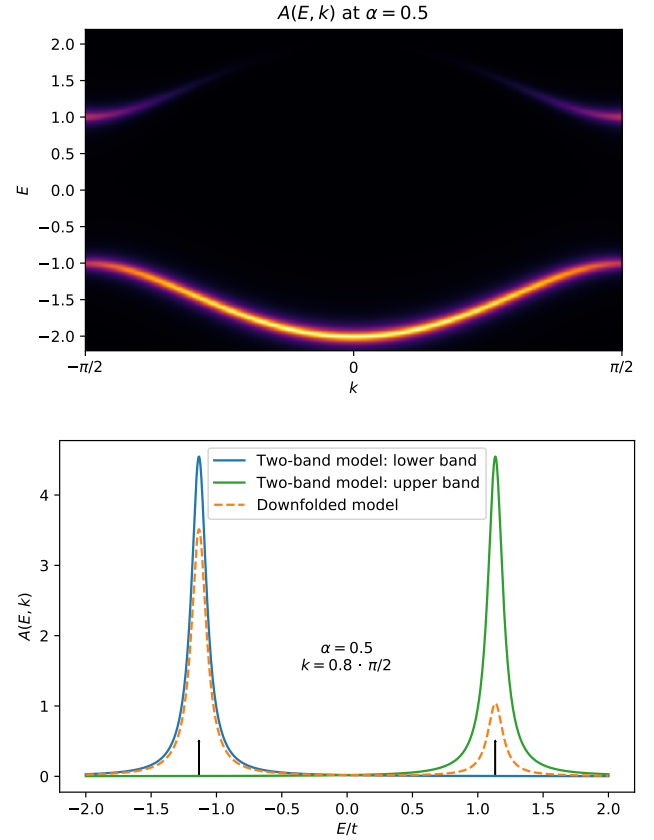


FIG. 10. Spectral function of the downfolded single-band model for $\alpha = 0.5$. Here, a broadening $\eta = 0.07$ is used to improve visibility. (a) Spectral weight transfer to the upper band occurs due to the self-energy. See Fig. 2 for the dispersion in the original two-band model. (b) Cross-section at $k = 0.8 \cdot \frac{\pi}{2}$. The original model has two bands with spectral weight at $E = \pm |\varepsilon(k)|$, respectively (small vertical bars). In the single band model at $\alpha > 0$, the self-energy leads to some spectral weight transfer to the position of the upper band.

words,

$$\Pi_{m,n}^{\text{cDFPT}} = \begin{cases} 0 & \text{for } m = n = -. \\ \Pi_{m,n}(k) & \text{otherwise.} \end{cases} \quad (43)$$

Here $\Pi_{m,n}(k)$ is defined and used as in Eq. (24). In the SSH model, $\Pi_{-,-}$ anyway does not contribute to the phonon renormalization, and as a result the cDFPT phonon frequency is identical to the fully screened phonon frequency.

The cDFPT low-energy model then basically consists of the fully screened phonon, the lower electronic band and *no* electron-phonon coupling, since $g_{--} = 0$. Because of this special property of the SSH model, there is no real distinction between the partially and fully screened phonon.

VII. BREAKDOWN OF PERTURBATION THEORY AT HALF-FILLING

The series expansion of the potential $E(\alpha)$ around $\alpha = 0$, performed either diagrammatically or by directly taking derivatives of $\varepsilon(k, \alpha)$, shows a regular pattern. Only even powers of α are allowed. For a given power α^{2n} , the diagrammatic contribution will be of the form (modulo prefactor) $g^{2n} G_-^n G_+^n$. The $2n$ electron-phonon vertices g contribute $(2t)^{2n} \sin^{2n}(k)$, whereas the Green's functions can be reduced to $n(\varepsilon_-(k))/(2\varepsilon_0)^{2n-1} \propto n(\varepsilon_-(k))/\cos^{2n-1}(k)$. The only role of the density is to determine the integration range, via k_f . This becomes qualitatively important for $\langle n \rangle \rightarrow 1$, $k_f \rightarrow \pi/2$, since $\varepsilon_0(k_f) \rightarrow 0$. The denominator in the integral diverges and as a result the entire integral is no longer convergent. In other words, perturbation theory around $\alpha = 0$ is not possible since $E(\alpha)$ is not an analytical function anymore. Physically, the dimerization at half-filling is a Peierls transition caused by the perfect nesting of the Fermi surface points $\pm\pi/2$ with respect to the dimerization wavevector π (in the original Brillouin zone). Thus, at half-filling, dimerization will occur even at arbitrarily large k_s .

VIII. CONCLUSION AND DISCUSSION

A key question in the investigation of coupled electron-phonon system is the evolution of the total energy and electronic structure as a function of atomic displacement. In ab-initio studies, it is desirable to gain (perturbative) access to this energy landscape starting from the undistorted structure and a small set of relevant electronic bands. In the SSH model, it is actually possible to perform this perturbative, diagrammatic expansion analytically and to trace the performance of effective models. This provides both a unique insight in “exact downfolding” as well as highlighting the successes and possible failures of effective models.

The bare phonons in the SSH model are entirely harmonic by definition. Thus, all anharmonic effects in the potential energy have to be created by the (linear) coupling to the electrons and the resulting electronic screening. Due to the simple structure of the model, the screening can be calculated to arbitrary order in the displacement. It reduces the energetic cost of displacements and eventually leads to a charge-density wave transition, i.e., the appearance of a new global minimum in the energy landscape at a finite displacement. In this model, all relevant quantities can be reduced to integrals over the occupied part of the Brillouin zone.

It is also possible to downfold onto a single-band model with only half the electronic degrees of freedom of the original system. The diagrammatic structure changes due to the downfolding, the electron-phonon coupling is now dynamical and quadratic in the displacement field. Still, the analytical evaluation of the diagrams deter-

mining the energy landscape is possible and agrees with the exact result. Regarding the electronic structure, the effective single-band model only has the ability to describe spectral weight transfer and by construction does not have the ability to describe the changes in the orbital composition of the bands as the atoms move. In the cDFPT approach, as well as in the cRPA approach to Coulomb interactions, these changes in the electronic structure are usually not considered at all.

This observation is potentially relevant for several two-dimensional transition metal dichalcogenides. For example, 1H-TaS₂ has a single band crossing the Fermi level and this band consists of a combination of $d_{0,+2,-2}$ orbitals. It was already known that the electronic matrix structure is imprinted on the momentum structure of the electron-phonon coupling in ab-initio downfolding [29] and that the resulting single-band electron-phonon model accurately describes the phonon frequencies (i.e., the energy landscape close to the undistorted structure). A similar situation, with a single composite band crossing the Fermi level occurs [67] in monolayer NbS₂. An open question is how these single-band effective models perform in the description of the true electronic structure of the distorted phase. If the distortions lead to hybridization between target and rest space, downfolded models can only capture the spectral weight transfer. On the other hand, downfolded approaches can fully describe processes that occur entirely in the target space. Thus, fluctuation diagnostics of the electron-phonon coupling [29] can provide an answer to this question.

ACKNOWLEDGMENTS

This project is supported by the Research Training Group Quantum Mechanical Materials Modelling of the Deutsche Forschungsgemeinschaft (DFG-RTG 2247) and by the Central Research Development Fund of the University of Bremen.

Appendix A: Number of minima of $E(\alpha)$

The SSH model in the limit of large α is unlikely to be an accurate description of any real physics, but it is useful to establish some formal results. First of all, the triangle inequality provides us with bounds on the dispersion,

$$\max(\cos(k), \alpha |\sin(k)|) \leq \frac{|\varepsilon_{\pm}(k)|}{2t} \leq \cos(k) + \alpha |\sin(k)|. \quad (\text{A1})$$

Thus, in the limit of large α , $\varepsilon(k)$ is roughly proportional to $\alpha \sin(k)$. The total energy is then dominated by the purely lattice term proportional to $k_s \alpha^2$. We conclude that the energy landscape $E(\alpha)$ is bounded from below, as it should be.

Two types of energy landscape $E(\alpha)$ are discussed in the text, one with a single minimum at $\alpha = 0$ and one with two minima at $\alpha = \pm\alpha^*$. In fact, we can prove that these are the only two possibilities, no further local minima are allowed.

First, we define the auxiliary function $f(x) = -\sqrt{1+x^2}$, so that

$$\varepsilon_-(k, \alpha) = |\varepsilon_0(k)| f\left(\alpha \left| \frac{\sin(k)}{\cos(k)} \right| \right). \quad (\text{A2})$$

We observe that the second derivative of f , $f'' = -(1+x^2)^{-3/2}$ is monotonously increasing for $x \geq 0$. This im-

plies that $d^2\varepsilon_-(k, \alpha)/d\alpha^2$ is also monotonously increasing as a function of α , for $\alpha \geq 0$ and the same holds for $E(\alpha)$, which is just a k -integral over ε_- . Thus, there can be at most one $\alpha \geq 0$ where $d^2E(\alpha)/d\alpha^2 = 0$. In $E(\alpha)$, local minima ($d^2E/d\alpha^2 > 0$) and local maxima ($d^2E/d\alpha^2 < 0$) alternate, so by the intermediate value theorem $d^2E/d\alpha^2$ must cross zero between every local optimum of $E(\alpha)$. This can happen only once for $\alpha \geq 0$, so there are at most two optima at $\alpha \geq 0$ and one of them is at $\alpha = 0$ by symmetry. Since $E(\alpha) \rightarrow +\infty$ for $\alpha \rightarrow +\infty$, there is either a single global minimum at $\alpha = 0$ or a local maximum at $\alpha = 0$ and two global minima at $\pm\alpha^*$.

-
- [1] E. Pytte, Contribution of the electron-phonon interaction to the effective mass, superconducting transition temperature, and the resistivity in aluminium, *Journal of Physics and Chemistry of Solids* **28**, 93 (1967).
 - [2] P. Fulde, P. Horsch, and A. Ramšak, Effective mass decrease due to electron-phonon interaction in heavy fermion systems, *Zeitschrift für Physik B Condensed Matter* **90**, 125 (1993).
 - [3] J. L. M. van Mechelen, D. van der Marel, C. Grimaldi, A. B. Kuzmenko, N. P. Armitage, N. Reyren, H. Hagemann, and I. I. Mazin, Electron-phonon interaction and charge carrier mass enhancement in SrTiO₃, *Phys. Rev. Lett.* **100**, 226403 (2008).
 - [4] W. A. Saidi and A. Kachmar, Effects of electron-phonon coupling on electronic properties of methylammonium lead iodide perovskites, *The Journal of Physical Chemistry Letters* **9**, 7090 (2018).
 - [5] C. P. Koçer, K. Haule, G. L. Pascut, and B. Monserrat, Efficient lattice dynamics calculations for correlated materials with DFT + DMFT, *Phys. Rev. B* **102**, 245104 (2020).
 - [6] W. H. Appelt, A. Östlin, I. Di Marco, I. Leonov, M. Sekania, D. Vollhardt, and L. Chioncel, Lattice dynamics of palladium in the presence of electronic correlations, *Phys. Rev. B* **101**, 075120 (2020).
 - [7] J. Bardeen, L. N. Cooper, and J. R. Schrieffer, Theory of superconductivity, *Phys. Rev.* **108**, 1175 (1957).
 - [8] L. Y. L. Shen, Evidence for the electron-phonon interaction in the superconductivity of a transition metal-tantalum, *Phys. Rev. Lett.* **24**, 1104 (1970).
 - [9] S. G. Louie and M. L. Cohen, Superconducting transition temperatures for weak and strong electron-phonon coupling, *Solid State Communications* **22**, 1 (1977).
 - [10] W. J. Carr, Theory of superconductivity based on direct electron-phonon coupling. i, *Phys. Rev. B* **33**, 1585 (1986).
 - [11] M. Shirai, N. Suzuki, and K. Motizuki, Electron-lattice interaction and superconductivity in BaPb_{1-x}Bi_xO₃ and Ba_xK_{1-x}BiO₃, *Journal of Physics: Condensed Matter* **2**, 3553 (1990).
 - [12] T. Oda, M. Shirai, N. Suzuki, and K. Motizuki, Electron-phonon interaction, lattice dynamics and superconductivity of an oxide spinel LiTi₂O₄, *Journal of Physics: Condensed Matter* **6**, 6997 (1994).
 - [13] T. Hakioglu, V. A. Ivanov, A. S. Shumovsky, and B. Tanatar, Phonon squeezing via correlations in the superconducting electron-phonon interaction, *Phys. Rev. B* **51**, 15363 (1995).
 - [14] I. Mazin and V. Antropov, Electronic structure, electron-phonon coupling, and multiband effects in MgB₂, *Physica C: Superconductivity* **385**, 49 (2003).
 - [15] A. Subedi and D. J. Singh, Electron-phonon superconductivity in noncentrosymmetric LaNiC₂: First-principles calculations, *Phys. Rev. B* **80**, 092506 (2009).
 - [16] G. Savini, A. C. Ferrari, and F. Giustino, First-principles prediction of doped graphane as a high-temperature electron-phonon superconductor, *Phys. Rev. Lett.* **105**, 037002 (2010).
 - [17] M. L. Cohen, Electron-phonon induced pairing and its limits for superconducting systems, *Physica E: Low-dimensional Systems and Nanostructures* **43**, 657 (2011), nanoPHYS 09.
 - [18] R. Szcześniak, A. Duda, E. Drzazga, and M. Sowińska, The eliashberg study of the electron-phonon superconductivity in YSn₃ compound, *Physica C: Superconductivity and its Applications* **506**, 115 (2014).
 - [19] M. J. Rice, Organic linear conductors as systems for the study of electron-phonon interactions in the organic solid state, *Phys. Rev. Lett.* **37**, 36 (1976).
 - [20] S. N. Behera and S. G. Mishra, Electron-phonon interaction in charge-density-wave superconductors, *Phys. Rev. B* **31**, 2773 (1985).
 - [21] J. M. Carpinelli, H. H. Weitering, E. W. Plummer, and R. Stumpf, Direct observation of a surface charge density wave, *Nature* **381**, 398 (1996).
 - [22] S. Sharma, L. Nordström, and B. Johansson, Stabilization of charge-density waves in 1t-TaX₂ (x = S, Se, Te) : first-principles total energy calculations, *Phys. Rev. B* **66**, 195101 (2002).
 - [23] C. Battaglia, H. Cercellier, F. Clerc, L. Despont, M. G. Garnier, C. Koitzsch, P. Aebi, H. Berger, L. Forró, and C. Ambrosch-Draxl, Fermi-surface-induced lattice distortion in NbTe₂, *Phys. Rev. B* **72**, 195114 (2005).
 - [24] M. D. Johannes and I. I. Mazin, Fermi surface nesting and the origin of charge density waves in metals, *Phys. Rev. B* **77**, 165135 (2008).
 - [25] F. Weber, S. Rosenkranz, J.-P. Castellan, R. Osborn, R. Hott, R. Heid, K.-P. Bohnen, T. Egami, A. H. Said, and D. Reznik, Extended phonon collapse and the origin of the charge-density wave in 2H-NbSe₂, *Phys. Rev.*

- Lett.* **107**, 107403 (2011).
- [26] M. Calandra and F. Mauri, Charge-density wave and superconducting dome in TiSe_2 from electron-phonon interaction, *Phys. Rev. Lett.* **106**, 196406 (2011).
 - [27] Y. Liu, D. F. Shao, L. J. Li, W. J. Lu, X. D. Zhu, P. Tong, R. C. Xiao, L. S. Ling, C. Y. Xi, L. Pi, H. F. Tian, H. X. Yang, J. Q. Li, W. H. Song, X. B. Zhu, and Y. P. Sun, Nature of charge density waves and superconductivity in $1T - \text{TaSe}_{2-x}\text{Te}_x$, *Phys. Rev. B* **94**, 045131 (2016).
 - [28] Y. Y. Peng, A. A. Husain, M. Mitrano, S. X.-L. Sun, T. A. Johnson, A. V. Zakrzewski, G. J. MacDougall, A. Barbour, I. Jarrige, V. Bisogni, and P. Abbamonte, Enhanced electron-phonon coupling for charge-density-wave formation in $\text{La}_{1.8-x}\text{Eu}_{0.2}\text{Sr}_x\text{CuO}_{4+\delta}$, *Phys. Rev. Lett.* **125**, 097002 (2020).
 - [29] J. Berges, E. G. C. P. van Loon, A. Schobert, M. Rösner, and T. O. Wehling, Ab initio phonon self-energies and fluctuation diagnostics of phonon anomalies: Lattice instabilities from dirac pseudospin physics in transition metal dichalcogenides, *Phys. Rev. B* **101**, 155107 (2020).
 - [30] W. Wang, B. Wang, Z. Gao, G. Tang, W. Lei, X. Zheng, H. Li, X. Ming, and C. Autieri, Charge density wave instability and pressure-induced superconductivity in bulk $1T - \text{NbS}_2$, *Phys. Rev. B* **102**, 155115 (2020).
 - [31] J. Labbe, Weak coupling electron-phonon for HighTcSuperconductors, *Physica Scripta* **T29**, 82 (1989).
 - [32] J. H. Kim and D. Ho Wu, Unusual electron-phonon superconductivity in nickel borocarbides?, *Physica C: Superconductivity and its Applications* **364-365**, 24 (2001).
 - [33] A. Lanzara, P. Bogdanov, X. Zhou, S. Kellar, D. Feng, E. Lu, T. Yoshida, H. Eisaki, A. Fujimori, K. Kishio, *et al.*, Evidence for ubiquitous strong electron-phonon coupling in high-temperature superconductors, *Nature* **412**, 510 (2001).
 - [34] S. Ishihara and N. Nagaosa, Interplay of electron-phonon interaction and electron correlation in high-temperature superconductivity, *Phys. Rev. B* **69**, 144520 (2004).
 - [35] J. P. Hauge, *d*-wave superconductivity from electron-phonon interactions, *Phys. Rev. B* **73**, 060503 (2006).
 - [36] V. Z. Kresin and S. A. Wolf, Colloquium: Electron-lattice interaction and its impact on high T_C superconductivity, *Rev. Mod. Phys.* **81**, 481 (2009).
 - [37] J. Chang, I. Eremin, and P. Thalmeier, Cooper-pair formation by anharmonic rattling modes in the β -pyrochlore superconductor KOs_2O_6 , *New Journal of Physics* **11**, 055068 (2009).
 - [38] J. Bouvier and J. Bok, Electron-phonon interaction in the High- T_C cuprates in the framework of the van hove scenario, *Advances in Condensed Matter Physics* **2010**, 472636 (2010).
 - [39] V. Ashokan, B. D. Indu, and A. K. Dimri, Signature of electron-phonon interaction in high temperature superconductors, *AIP Advances* **1**, 032101 (2011).
 - [40] A. A. Kordyuk, V. B. Zabolotnyy, D. V. Evtushinsky, T. K. Kim, I. V. Morozov, M. L. Kulić, R. Follath, G. Behr, B. Büchner, and S. V. Borisenko, Angle-resolved photoemission spectroscopy of superconducting lifefs: Evidence for strong electron-phonon coupling, *Phys. Rev. B* **83**, 134513 (2011).
 - [41] K. T. Chan, B. D. Malone, and M. L. Cohen, Electron-phonon coupling and superconductivity in arsenic under pressure, *Phys. Rev. B* **86**, 094515 (2012).
 - [42] A.-M. Zhang and Q.-M. Zhang, Electron—phonon coupling in cuprate and iron-based superconductors revealed by Raman scattering, *Chinese Physics B* **22**, 087103 (2013).
 - [43] P. Zhang, H. Yuan, and C. Cao, Electron-phonon coupling and nontrivial band topology in noncentrosymmetric superconductors LaNiSi , LaPtSi , and LaPtGe , *Phys. Rev. B* **101**, 245145 (2020).
 - [44] J. Chen and D. Xie, Enhanced electron-phonon coupling and superconductivity in BC_2N monolayer via lithium deposition: A first principles investigation, *Physica E: Low-dimensional Systems and Nanostructures*, 114626 (2021).
 - [45] S. Baroni, S. de Gironcoli, A. Dal Corso, and P. Giannozzi, Phonons and related crystal properties from density-functional perturbation theory, *Rev. Mod. Phys.* **73**, 515 (2001).
 - [46] M. Born and R. Oppenheimer, Zur quantentheorie der molekeln, *Annalen der Physik* **389**, 457 (1927).
 - [47] P. Hohenberg and W. Kohn, Inhomogeneous electron gas, *Phys. Rev.* **136**, B864 (1964).
 - [48] X. Gonze and J.-P. Vigneron, Density-functional approach to nonlinear-response coefficients of solids, *Phys. Rev. B* **39**, 13120 (1989).
 - [49] X. Gonze, Perturbation expansion of variational principles at arbitrary order, *Phys. Rev. A* **52**, 1086 (1995).
 - [50] X. Gonze, Adiabatic density-functional perturbation theory, *Phys. Rev. A* **52**, 1096 (1995).
 - [51] F. Giustino, Electron-phonon interactions from first principles, *Rev. Mod. Phys.* **89**, 015003 (2017).
 - [52] Y. Nomura and R. Arita, Ab initio downfolding for electron-phonon-coupled systems: Constrained density-functional perturbation theory, *Phys. Rev. B* **92**, 245108 (2015).
 - [53] Y. Nomura, S. Sakai, M. Capone, and R. Arita, Exotics-wave superconductivity in alkali-doped fullerides, *Journal of Physics: Condensed Matter* **28**, 153001 (2016).
 - [54] R. Arita, T. Koretsune, S. Sakai, R. Akashi, Y. Nomura, and W. Sano, Nonempirical calculation of superconducting transition temperatures in light-element superconductors, *Advanced Materials* **29**, 1602421 (2017).
 - [55] H. Fröhlich, Electrons in lattice fields, *Advances in Physics* **3**, 325 (1954), <https://doi.org/10.1080/00018735400101213>.
 - [56] T. Holstein, Studies of polaron motion: Part i. the molecular-crystal model, *Annals of Physics* **8**, 325 (1959).
 - [57] W. P. Su, J. R. Schrieffer, and A. J. Heeger, Solitons in polyacetylene, *Phys. Rev. Lett.* **42**, 1698 (1979).
 - [58] M. Zoli, Mass renormalization in the su-schrieffer-heeger model, *Phys. Rev. B* **66**, 012303 (2002).
 - [59] Z. Li, C. J. Chandler, and F. Marsiglio, Perturbation theory of the mass enhancement for a polaron coupled to acoustic phonons, *Phys. Rev. B* **83**, 045104 (2011).
 - [60] E. Piegari, C. A. Perroni, and V. Cataudella, Signatures of polaron formation in systems with local and non-local electron-phonon couplings, *The European Physical Journal B - Condensed Matter and Complex Systems* **44**, 415 (2005).
 - [61] D. J. J. Marchand, P. C. E. Stamp, and M. Berciu, Dual coupling effective band model for polarons, *Phys. Rev. B* **95**, 035117 (2017).
 - [62] E. von Oelsen, A. Di Ciolo, J. Lorenzana, G. Seibold, and M. Grilli, Phonon renormalization from local and transitive electron-lattice couplings in strongly correlated systems, *Phys. Rev. B* **81**, 155116 (2010).

- [63] A. Altland and B. D. Simons, *Condensed matter field theory* (Cambridge University Press, 2010).
- [64] W. P. Su, J. R. Schrieffer, and A. J. Heeger, Soliton excitations in polyacetylene, [Phys. Rev. B **22**, 2099 \(1980\)](#).
- [65] The $-$ line starting at the top left could also go to the bottom left instead of the top right. To keep the diagram connected, all other lines are then immediately fixed.
- [66] Note that in the two-band model, although the eigenvalues are symmetric in α , the eigenvectors are not and this leads to the finite value of \hat{g} , which is entirely off-diagonal in the electronic eigenbasis.
- [67] E. G. C. P. van Loon, M. Rösner, G. Schönhoff, M. I. Katsnelson, and T. O. Wehling, Competing Coulomb and electron–phonon interactions in NbS₂, [npj Quantum Materials **3**, 1 \(2018\)](#).