

Fantastically Ordered Prompts and Where to Find Them: Overcoming Few-Shot Prompt Order Sensitivity

Yao Lu[†] Max Bartolo[†] Alastair Moore[‡] Sebastian Riedel[†] Pontus Stenetorp[†]

[†]Department of Computer Science, University College London

[‡]Mishcon de Reya LLP

{yao.lu,m.bartolo,s.riedel,p.stenetorp}@cs.ucl.ac.uk
alastair.moore@mishcon.com

Abstract

When primed with only a handful of training samples, very large pretrained language models such as GPT-3, have shown competitive results when compared to fully-supervised fine-tuned large pretrained language models. We demonstrate that the order in which the samples are provided can be the difference between near state-of-the-art and random guess performance: Essentially some permutations are “fantastic” and some not. We analyse this phenomenon in detail, establishing that: it is present across model sizes (even for the largest current models), it is not related to a specific subset of samples, and that a given good permutation for one model is not transferable to another. While one could use a development set to determine which permutations are performant, this would deviate from the few-shot setting as it requires additional annotated data. Instead, we use the generative nature of the language models to construct an artificial development set and based on entropy statistics of the candidate permutations from this set we identify performant prompts. Our method improves upon GPT-family models by on average 13% relative across eleven different established text classification tasks.

1 Introduction

Big pretrained language models (PLMs) (Devlin et al., 2019; Peters et al., 2018; Raffel et al., 2020; Liu et al., 2019; Yang et al., 2019; Radford et al., 2019) have shown remarkable behaviour when conditioned with an appropriate textual context (Petroni et al., 2019, 2020; Jiang et al., 2020; Shin et al., 2020; Davison et al., 2019). For example, when conditioned with a long document and a “TL;DR:” token, they generate a summary of said document, and when design cloze-task such as “The theory of relativity was developed by ___”, they generate the answer for this question.

Perhaps most strikingly, when primed with a context consisting of very few training examples, such

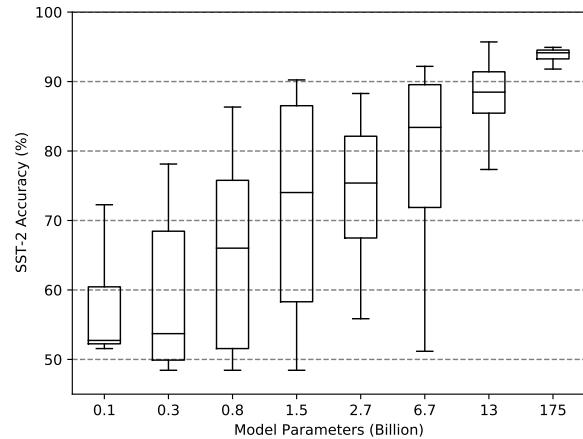


Figure 1: Two-shot, full permutation performance and standard deviation between sample orders for different sizes of GPT-family models (GPT-2 and GPT-3).

as sentiment analysis, they produce text classification results that can match those of fully supervised models. This type of few shot “In Context Learning” (Brown et al., 2020) enables practitioners to address challenging tasks with minimal annotation overhead and without the need to instantiate a new large language model for each new task.

A core component of in-context learning is the text-based prompt that serves as the context. Composing a prompt requires: (i) text linearisation using a template; and (ii) training sample concatenation (See Table 1 for a concrete example). Finding a template that optimises the performance of in-context learning has attracted a lot of attention in the field (Shin et al., 2020; Gao et al., 2020; Schick and Schütze, 2020; Jiang et al., 2020). However, to the best of our knowledge, no existing work studies the effect of the sample order on in-context learning performance.

Perhaps counter-intuitively, we find that the right sample order can make as much of a difference as the right template. As can be seen in Figure 1, some permutations have comparable performance (over 85% accuracy) to supervised training for sen-

	Example
training set	(the greatest musicians, 1) (redundant concept, 0)
linearization	Review: the greatest musicians. Sentiment: positive Review: redundant concept. Sentiment: negative
concatenation	Review: the greatest musicians. Sentiment: positive. Review: redundant concept. Sentiment: negative OR Review: redundant concept. Sentiment: negative. Review: the greatest musicians. Sentiment: positive

Table 1: Procedures for prompt construction.

timent classifications, while others perform close to random (around 50%). This order sensitivity is universal across models, and although increasing the model size somewhat addresses it, the problem is still present for some text classification tasks (Subj, TREC, and CB) for models with billions of parameters.

In our analysis, we find no common denominators between performant sample orders and they are not transferable across different model sizes and tasks. In a fully-supervised setting, we could rely on a development set to select among sample orders. However, this is not desirable in a few-shot setting where the size of the development set is very limited. Instead, we use the generative nature of language models to construct an unlabelled artificial development set and refer to it as a *probing set*. Since there are no reliable labels available for the probing set, we instead use predicted label distribution statistics and propose an entropy-based metrics to measure the quality of candidate prompts over the probing set. Experimental results show that we can achieve on average 13% relative improvement across eleven different established text classification tasks on all different sizes (four orders of magnitude) of pretrained language models.

To summarise, our contributions are as follows:

1. We study the order sensitivity of in-context learning, which we show is crucial for the success of pretrained language models for few-shot learning.
2. We propose a simple, straightforward, generation-based probing method to identify performant prompts without requiring additional data.
3. Our probing method is universally applicable and effective across different sizes of pretrained language models over different types of datasets. We achieve on average a 13% relative improvement over a wide range of tasks.

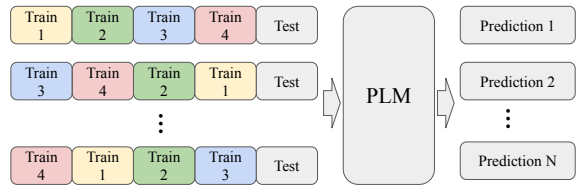


Figure 2: Training sample permutations for the in-context learning setting. The concatenation of training samples as well as test data converts the classification task into a sequence generation task.

2 Order Sensitivity and Prompt Design

In this section, we study the relationship between permutation performance and various factors. Unless otherwise specified, we use a fixed random subset of four samples with a balanced label distribution from the SST-2 dataset and consider all 24 possible sample order permutations. This setup is illustrated in Figure 2.

Size (almost) does not matter We evaluate the order permutations for four different sizes of GPT-2 (0.1B–1.5B)¹ and four different sizes of GPT-3 (2.7B–175B). As we can observe in Figure 1, models can obtain remarkable few-shot performance. We see that the GPT2-XL (1.5B) model can even surpass 90% accuracy given just four samples. This result is comparable to those of supervised models trained on more than 60,000 samples. However, the performance variation of different permutations remain a big issue, especially for “smaller” models.² The same model can exhibit nearly perfect behaviour given one sample order, but then fall back to be on par with a random baseline for another. While increasing the model size (by a few order of magnitudes) can sometimes alleviate the issue, it still cannot resolve it entirely (especially if we consider tasks other than SST-2). In contrast, different initialisations of supervised fine-tuning approaches typically result in less than 1% standard deviation for their test set performance (Gao et al., 2020).

Adding training samples does not significantly reduce variance To further explore the sensitivity of few-shot prompts, we increase the number of training samples, and then sample a subset of at

¹We can also refer these models as GPT2-base, GPT2-medium, GPT2-Large, and GPT2-XL.

²The smallest model in our experiment is the same size as BERT-base.

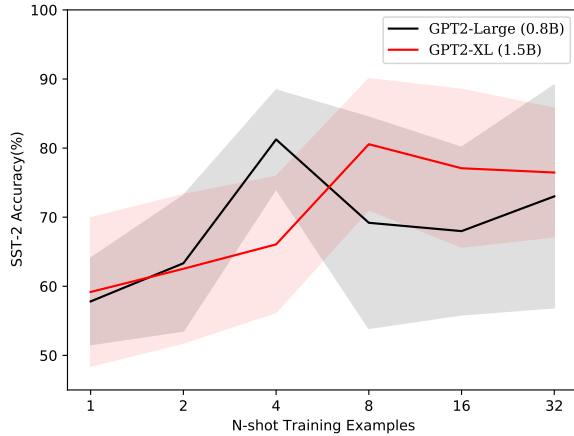


Figure 3: Order sensitivity using different numbers of training samples.

most 24 different orderings.³ We use the GPT2-XL (1.5B) and GPT2-Large (0.8B) models for this experiment. In the results shown in Figure 3, we can observe that increasing the number of training samples leads to increases in performance. However, a high level of variance remains even with a large number of samples and can even increase. Based on this, we draw the conclusion that order sensitivity is likely to be a fundamental issue of in-context learning regardless of the number of training samples.

Performant prompts are not transferable across models We find that a specific permutation’s performance may drop from 88.7% to 51.6% by changing the underlying model from GPT2-XL (1.5B) to GPT2-Large (0.8B). This suggests that a particular permutation working well for one model does not imply that it will provide good results for another model. To validate this hypothesis, we use full permutation (of 4 examples) – 24 different orderings as prompts. We then perform prediction conditioned on these prompts using different models. For each model, we will have 24 different accuracy scores for full permutation prompts. If there exists a common pattern for performant prompts, then we should observe high correlation between 24 different accuracy scores across different models.

We calculate the pairwise Spearman’s rank correlation coefficient with using accuracy scores, the behaviour of permutations is seemingly random across different sizes of the same model.

³Bounded at the lower limit by the total number of samples given, and at the upper limit as there can be up to 64! possible orders.

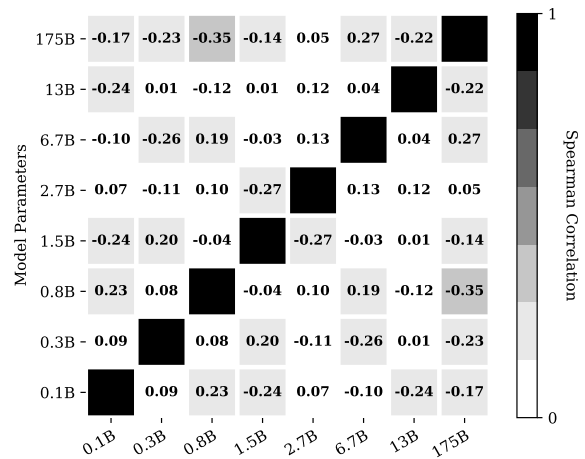


Figure 4: Permutation performance correlation between different models.

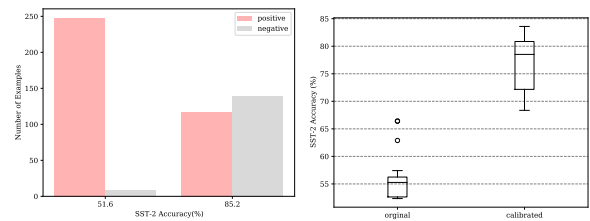


Figure 5: Left: Predicted SST-2 label distribution under different prompts. Right: 2-shot Calibrated performance of full permutations on GPT2-XL (1.5B).

In Figure 4 we visualise this correlation and we can observe relative low correlation between different models. For example, the 175B and 2.7B model only obtains a correlation value of 0.05, this means a good permutation for the 2.7B model has no guarantee that it will also yield good performance on 175B model.

Degenerate behaviour of bad prompts We perform error analysis across performant and non-performant prompts and observe that the majority of failing prompts suffer from highly unbalanced predicted label distributions (see Figure 5). An intuitive way to address this would be by calibrating the output distribution, along the lines of Zhao et al. (2021). However, we find that although calibration leads to significantly higher performance, the variance remains high (see Figure 5).

3 Methodology

The previous section demonstrates that prompt order can have a substantial effect on performance, with some orderings of the same prompts for the same model providing random performance, and other “better” orderings providing performance

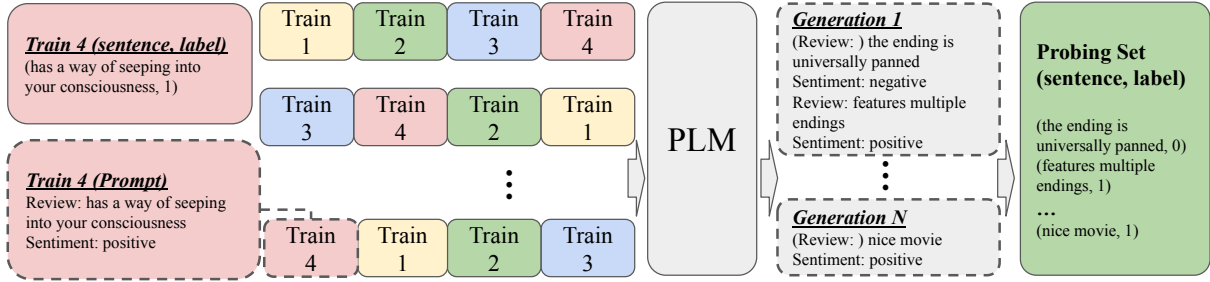


Figure 6: Our probing set construction method, showing the various possible ordering permutations of the randomly selected training samples, the probe generation for each permutation, and the concatenation of each into a probing set.

competitive with supervised approaches. This suggests that there could be various ways of selecting prompt orders to achieve better performance, but the challenge is to do so automatically and without the need for further annotation (e.g., a development set).

Hence, in this section, we explore the question of: “How can we automatically generate a ‘probing set’ to find performant prompt orderings”? We approach this by: (i) for a randomly-selected set of training samples, we use every possible ordering permutation of this set as candidates; (ii) constructing a *probing set* by querying the language model using all candidate prompts as context; and (iii) using this probing set to identify the best ordering by ranking them using a probing metrics.

3.1 Sampling from the Language Model to Construct a Probing Set

We propose a simple methodology for automatically constructing a “probing set” by directly sampling from the language model itself. This approach makes it possible to generate probing sets automatically, without access to any additional data.

Concretely, given a set of training samples $S = \{(x_i, y_i)\}, i = 1, \dots, n$, where x_i and y_i denote the sentence and label of the i^{th} training sample, we randomly select $n = 4$ samples to form part of the prompt. We then define a transformation \mathcal{T} mapping each sample into natural language space, such that $t_i = \mathcal{T}(x_i, y_i)$. t_i is therefore a text sequence of the i^{th} training sample using the template defined by \mathcal{T} . In this work, we use a simple transformation function \mathcal{T} such that $\mathcal{T}(x_i, y_i) = \text{input}:x_i \text{ type}:y_i$. This transforms each sample into a standard format sentence, which we linearise each element in the set into natural language space defined as $S' = \{t_i\}, i = 1, \dots, n$.

We then define a full permutation function group of n training samples, $\mathcal{F} = \{f_m\}, m = 1, \dots, n!$, where each function f_m takes input S' , and outputs c_m , the concatenation of a unique permutation. In our case, sampling four training samples at random gives up to 24 possible ordering permutations of the transformed samples.

For each prompt candidate c_m , we then sample from the language model to obtain the probing sequence $g_m \sim P(\cdot|c_m; \theta)$, where θ denotes the parameters of the pretrained language model. We stop decoding from the language model upon generating the special end-of-sentence token defined by a template, or reach the generation length limit. Our probing set construction method is illustrated in Figure 6, where the objective is to generate a probing set that shares a similar distribution to the training samples.

We run this sampling process for all possible prompt ordering permutations and extract probing samples from them ($\mathcal{T}^{-1}(g)$). Then concatenate extracted samples together to form the probing set $D = \mathcal{T}^{-1}(g_1) \oplus \dots \oplus \mathcal{T}^{-1}(g_{n!})$. Although the probing set contains predicted label for each sentence, there is no guarantee on the validity of these labels. Therefore, we discard these labels from the probing set as we are only interested in sampling probes from the language model corresponding to the input distribution.

3.2 Probing Metrics

Once we have constructed a probing set for a given set of samples, we can now use that probing set to identify the best possible prompt ordering for that particular sample set. Here, we explore two methods for selecting the best ordering: Global Entropy (GlobalE), and Local Entropy (LocalE).

Global Entropy (GlobalE) The motivation behind GlobalE is to identify prompts of specific sample orderings that avoid the issue of extremely unbalanced predictions described in the previous section. In GlobalE, we compute the predicted label \hat{y}_i for data point (x'_i, y'_i) under context c_m as follows:

$$\hat{y}_{i,m} = \operatorname{argmax}_{v \in V} P(v|c_m \oplus \mathcal{T}(x'_i); \theta) \quad (1)$$

For each label $v \in V$ (where V denotes the target label set), we compute the label probability over the probing set as:

$$p_m^v = \frac{\sum_i \mathbb{1}_{\{\hat{y}_{i,m}=v\}}}{|D|} \quad (2)$$

We then use the predicted category label entropy as the GlobalE score for c_m as follows:

$$\text{GlobalE}_m = \sum_{v \in V} -p_m^v \log p_m^v \quad (3)$$

Local Entropy (LocalE) The motivation behind LocalE is that if a model is overly confident for all probing inputs, then it is likely that the model is not behaving as desired. At the very least, it is poorly calibrated, which could also be an indication of poor capability to appropriately differentiate between classes. Similar to the GlobalE computation, we calculate the prediction probability of a data point (x'_i, y'_i) over the target labels $v \in V$ under context c_m , as follows:

$$p_{i,m}^v = P_{(x'_i, y'_i) \sim D}(v|c_m \oplus \mathcal{T}(x'_i); \theta), v \in V \quad (4)$$

We then calculate the average prediction entropy per data point as the LocalE score:

$$\text{LocalE}_m = \frac{\sum_i \sum_{v \in V} -p_{i,m}^v \log p_{i,m}^v}{|D|} \quad (5)$$

Once we have a way to score each prompt ordering, based on its effect against the probing set, we can rank each prompt ordering by performance as measured by the GlobalE or LocalE metrics respectively.

4 Experimental Setup

We use four different sizes of GPT-2 (Radford et al., 2019) (with 0.1B, 0.3B, 0.8B, and 1.5B parameters), and two sizes of GPT-3 (Brown et al., 2020)

Dataset	# of Classes	Avg. Len.	Balanced
SST-2 (Socher et al., 2013)	2	12.4	Yes
SST-5 (Socher et al., 2013)	5	23.1	No
MR (Pang and Lee, 2005)	2	25.7	Yes
CR (Hu and Liu, 2004)	2	22.1	Yes
MPQA (Wiebe et al., 2005)	2	3.9	Yes
Subj (Pang and Lee, 2004)	2	28.9	Yes
TREC (Voorhees and Tice, 2000)	6	11.6	No
AGNews (Zhang et al., 2015)	4	53.8	Yes
DBPedia (Zhang et al., 2015)	14	65.5	Yes
CB (De Marneffe et al., 2019)	3	69.7/8.4	No
RTE (Dagan et al., 2005)	2	55.3/11.9	Yes

Table 2: Statistics of evaluation datasets, average length is calculated based on GPT-2 sentence-piece length. For sentence-pair tasks, we report each sentence’s average length separately.

two different sizes (with 2.7B, and 175B parameters). Due to limited context window size (up to 1024 word-pieces for the GPT-2 series of models), we use a 4-shot setting for all datasets except AGNews and DBPedia. Unlike Zhao et al. (2021), we use the convention of a few-shot setting, which can easily be generalised to the k -shot setting where k samples are used for each class. Our experiments are based on the open-source checkpoints of GPT-2 models and access to the OpenAI GPT-3 API. For probing set generation, we restrict the maximum generation length to 128. We also use sampling with a temperature, t , of 2, and we also make use of block n -gram repetitions (Paulus et al., 2018) to encourage diverse generation during the decoding stage.

We use 24 different permutations for each set of randomly selected training samples, and use 5 different sets (except for GPT-3 with 175B parameters, where we only do 1 set with 12 different permutation due to the high monetary cost) for each experiment, giving a total of 120 runs. We report the mean and standard deviation of the corresponding evaluation metric over 5 different sets for all experiments.

For performant prompt selection, we rank candidate prompts using the LocalE and GlobalE probing metrics over the automatically generated probing set. We then select k ranked samples by highest entropy values, where $k = 4$ in our experiments, of the available 24 permutations as performant prompts. Finally, we use these performant prompts to evaluate performance on various datasets and demonstrate both better performance and reduced variance. We also provide results for a majority baseline, which always predicts the majority label in the dataset, as a lower-bound of model perfor-

	SST-2	SST-5	DBPedia	MR	CR	MPQA	Subj	TREC	AGNews	RTE	CB
Majority	50.9	23.1	9.4	50.0	50.0	50.0	50.0	18.8	25.0	52.7	51.8
GPT-2 0.1B	58.9 _{7.8}	29.0 _{4.9}	44.9 _{9.7}	58.6 _{7.6}	58.4 _{6.4}	68.9 _{7.1}	52.1 _{0.7}	49.2 _{4.7}	50.8 _{11.9}	49.7 _{2.7}	50.1 _{1.0}
LocalE	65.2 _{3.9}	34.4 _{3.4}	53.3 _{4.9}	66.0 _{6.3}	65.0 _{3.4}	72.5 _{6.0}	52.9 _{1.3}	48.0 _{3.9}	61.0 _{5.9}	53.0 _{3.3}	49.9 _{1.6}
GlobalE	63.8 _{5.8}	35.8 _{2.0}	56.1 _{4.3}	66.4 _{5.8}	64.8 _{2.7}	73.5 _{4.5}	53.0 _{1.3}	46.1 _{3.7}	62.1 _{5.7}	53.0 _{3.0}	50.3 _{1.6}
GPT-2 0.3B	61.0 _{13.2}	25.9 _{5.9}	51.7 _{7.0}	54.2 _{7.8}	56.7 _{9.4}	54.5 _{8.8}	54.4 _{7.9}	52.6 _{4.9}	47.7 _{10.6}	48.8 _{2.6}	50.2 _{5.3}
LocalE	75.3 _{4.6}	31.0 _{3.4}	47.1 _{3.7}	65.2 _{6.6}	70.9 _{6.3}	67.6 _{7.2}	66.7 _{9.3}	53.0 _{3.9}	51.2 _{7.3}	51.8 _{1.0}	47.1 _{4.2}
GlobalE	78.7 _{5.2}	31.7 _{5.2}	58.3 _{5.4}	67.0 _{5.9}	70.7 _{6.7}	68.3 _{6.9}	65.8 _{10.1}	53.3 _{4.6}	59.6 _{7.2}	51.1 _{1.9}	50.3 _{3.7}
GPT-2 0.8B	74.5 _{10.3}	34.7 _{8.2}	55.0 _{12.5}	64.6 _{13.1}	70.9 _{12.7}	65.5 _{8.7}	56.4 _{9.1}	56.5 _{2.7}	62.2 _{11.6}	53.2 _{2.0}	38.8 _{8.5}
LocalE	81.1 _{5.5}	40.3 _{4.7}	56.7 _{7.5}	82.6 _{4.2}	85.4 _{3.8}	73.6 _{4.8}	70.4 _{4.2}	56.2 _{1.7}	62.7 _{8.1}	53.3 _{1.6}	38.4 _{5.2}
GlobalE	84.8 _{4.1}	46.9 _{1.1}	67.7 _{3.6}	84.3 _{2.9}	86.7 _{2.5}	75.8 _{3.1}	68.6 _{6.5}	57.2 _{2.3}	70.7 _{3.6}	53.5 _{1.5}	41.2 _{4.5}
GPT-2 1.5B	66.8 _{10.8}	41.7 _{6.7}	82.6 _{2.5}	59.1 _{11.9}	56.9 _{9.0}	73.9 _{8.6}	59.7 _{10.4}	53.1 _{3.3}	77.6 _{7.3}	55.0 _{1.4}	53.8 _{4.7}
LocalE	76.7 _{8.2}	45.1 _{3.1}	83.8 _{1.7}	78.1 _{5.6}	71.8 _{8.0}	78.5 _{3.6}	69.7 _{5.8}	53.6 _{3.1}	79.3 _{3.7}	56.8 _{1.1}	52.6 _{3.9}
GlobalE	81.8 _{3.9}	43.5 _{4.5}	83.9 _{1.8}	77.9 _{5.7}	73.4 _{6.0}	81.4 _{2.1}	70.9 _{6.0}	55.5 _{3.0}	83.9 _{1.2}	56.3 _{1.2}	55.1 _{4.6}
GPT-3 2.7B	78.0 _{10.7}	35.3 _{6.9}	81.1 _{1.8}	68.0 _{12.9}	76.8 _{11.7}	66.5 _{10.3}	49.1 _{2.9}	55.3 _{4.4}	72.9 _{4.8}	48.6 _{1.9}	50.4 _{0.7}
LocalE	81.0 _{6.0}	42.3 _{4.7}	80.3 _{1.7}	75.6 _{4.1}	79.0 _{5.5}	72.5 _{5.8}	54.2 _{4.2}	54.0 _{2.6}	72.3 _{4.6}	50.4 _{1.9}	50.5 _{0.8}
GlobalE	80.2 _{4.2}	43.2 _{4.3}	81.2 _{0.9}	76.1 _{3.8}	80.3 _{3.4}	73.0 _{4.3}	54.3 _{4.0}	56.7 _{2.0}	78.1 _{1.9}	51.3 _{1.8}	51.2 _{0.8}
GPT-3 175B	93.9 _{0.4}	55.1 _{2.1}	95.8 _{1.0}	94.3 _{0.6}	90.2 _{1.1}	83.1 _{1.9}	76.8 _{6.4}	72.2 _{2.9}	84.0 _{2.1}	71.8 _{2.9}	73.7 _{3.5}
LocalE	93.8 _{0.5}	56.1 _{1.8}	96.2 _{0.6}	94.3 _{0.7}	90.5 _{0.7}	83.7 _{2.1}	81.4 _{4.9}	72.1 _{4.1}	85.6 _{0.8}	73.3 _{0.8}	71.4 _{1.5}
GlobalE	93.9 _{0.6}	55.4 _{1.1}	96.3 _{0.6}	94.1 _{0.5}	89.8 _{0.8}	81.8 _{1.0}	81.9 _{2.5}	74.1 _{2.6}	85.1 _{1.0}	72.5 _{1.5}	78.6 _{2.9}

Table 3: Our main results on subset of validation set. To fit data within GPT-2 model context window size, We use 1-shot for DBPedia, 2-shot for AGNews, 4-shot for others datasets. All the baseline results are calculated based on 5 different random seeds over 24 train context permutations. LocalE and GlobalE results are calculated based on top 4 context permutations using our proposed approach. For the GPT-3 175B, we only use 1 seed with 12 different permutations due to limited computation budget.

mance.

4.1 Evaluation Datasets

Similar to previous work (Gao et al., 2020; Zhao et al., 2021), we use eleven text classification datasets ranging from sentiment classification to textual entailment. Further details of the datasets are provided in Table 2. For evaluation, we subsample 256 samples from the validation sets for all datasets to control for the GPT-3 monetary inference costs as it requires the usage of a paid-for API.

5 Results

We report experimental results in Table 3. We observe consistent improvements of our approaches, both LocalE and GlobalE, across all tasks.

Entropy-based probing is effective for performant prompt selection regardless of model size

We find that GlobalE achieves, on average, a 13% relative improvement across the 11 different sentence classification tasks in comparison to prompts that do not make use of probing. LocalE provides results slightly inferior to GlobalE, with an average 9.6% relative improvement over the baseline model.

Our selected performant prompts also demonstrate considerably lower variance than using all candidate prompts. It is worth noting that, with LocalE and GlobalE probing, our best performance on most tasks can even approach the levels of supervised models.

Performant permutation selection is a safe option for in-context learning

We find that for models that suffer from high prompt variance, our prompt selection process can show large improvements – up to 30% relative improvement. Furthermore, for tasks with low initial prompt performance variance, our method does not negatively impact performance. In the other words, performant prompt selection provides marginal improvement at worse, and on average a 13% relative improvement in the most cases.

Sentence-pair tasks remain challenging for smaller-sized models even with performant permutation selection

For the CB and RTE datasets, the performance of GPT-2 models is not significantly different from that of a random baseline. Despite this, we find that our method for identifying performant prompts can still provide minimal performance gains, although these are still within

the levels of a random guess, or majority vote. One reason this could be that, for these particular sizes of models on these tasks, no good prompt exists. As such, optimising the prompt is not particularly effective in this setting. This is further supported by the observation that prompt selection can considerably improve performance on both CB and RTE at larger model sizes (particularly so for the GPT-3 175B parameter model). In fact, we find that prompt selection using GlobalE improves performance by 4.9% for GPT-3 175B on CB. This indicates that our method is widely applicable to all model sizes, and across all tasks, as long as they already possess some existing classification ability that can be improved through prompt design.

6 Related Work

Unified interface Design for NLP Most previous work focus on the shared-parameters models, pretrain on some tasks, then fine-tune for different tasks, e.g. Elmo (Peters et al., 2018), BERT (Devlin et al., 2019), etc. Eventually, leading to multiple task-specific models. There has for some time been attempts to design a unified interface for NLP tasks, dating back to the pre-PLM era, Kumar et al. (2016) claim that it is possible to cast most tasks in natural language processing into question answering (QA) problems. Similarly, T5 (Raffel et al., 2020) also explores this line by converting NLP tasks into sequence generation, then joint fine-tune multiple tasks with the same underlying pretrained language model. In parallel with these works, GPT-2 (Radford et al., 2019) shows that appending trigger tokens (e.g., tl;dr) at the end of language model input can cause language models to behave like summarisation models. The zero-shot capability of language models shows the potential to unify NLP tasks into a language modelling framework where fine-tuning is not necessary to achieve good performance. Furthermore, GPT-3 (Brown et al., 2020) shows that task-agnostic, few-shot performance can be improved by scaling up language models. It can sometimes even become competitive with prior state-of-the-art fine-tuning approaches even without fine-tuning. Given the language model as a unified NLP task interface, we can design text prompts as inputs to induce the desired answer from language models. Our work focuses on the prompts design with a specific emphasis on the prompt’s order sensitivity.

Prompt Design for Pretrained Language Models The core challenge of prompt design is to convert training data (if it exists) into text sequence. Most work on prompt design focuses on how to make prompts more compatible with language models. Petroni et al. (2019) uses human experience to design natural language sentences and then perform token prediction given the input context. However, hand-crafted templates require significant human effort and is likely to end up with sub-optimal performance. Recent work has explored automatic template construction, PET (Schick and Schütze, 2020) uses cloze-style task to construct templates, LM-BFF (Gao et al., 2020) uses external language model to generate templates, and Auto-Prompt (Shin et al., 2020) uses gradient-guided search to find templates that maximise the performance. Jiang et al. (2020) uses mining-based approach to create multiple diversity templates automatically. All the previous work regarding prompt design focuses on the textual quality of the prompt and to the best of my knowledge none has studied the order sensitivity of prompts. These work are orthogonal to ours and as the approaches are complementary and we hope there is potential to combine them to achieve higher levels of performance and robustness.

7 Conclusion

We show that few-shot learning using prompt-based approaches suffers from order sensitivity. Some orderings of prompts can lead to better performance than others. We proposed a probing method without relying on external data. The method can effectively select performant prompts across a wide-range of NLP tasks and model sizes.

References

- Tom B Brown, Benjamin Mann, Nick Ryder, Melanie Subbiah, Jared Kaplan, Prafulla Dhariwal, Arvind Neelakantan, Pranav Shyam, Girish Sastry, Amanda Askell, et al. 2020. Language models are few-shot learners. *arXiv preprint arXiv:2005.14165*.
- Ido Dagan, Oren Glickman, and Bernardo Magnini. 2005. The pascal recognising textual entailment challenge. In *Machine Learning Challenges Workshop*, pages 177–190. Springer.
- Joe Davison, Joshua Feldman, and Alexander M Rush. 2019. Commonsense knowledge mining from pretrained models. In *Proceedings of the 2019 Conference on Empirical Methods in Natural Language Processing and the 9th International Joint Conference*

- on Natural Language Processing (EMNLP-IJCNLP), pages 1173–1178.
- Marie-Catherine De Marneffe, Mandy Simons, and Judith Tonhauser. 2019. The commitmentbank: Investigating projection in naturally occurring discourse. In *proceedings of Sinn und Bedeutung*, pages 107–124.
- Jacob Devlin, Ming-Wei Chang, Kenton Lee, and Kristina Toutanova. 2019. Bert: Pre-training of deep bidirectional transformers for language understanding. In *Proceedings of the 2019 Conference of the North American Chapter of the Association for Computational Linguistics: Human Language Technologies, Volume 1 (Long and Short Papers)*, pages 4171–4186.
- Tianyu Gao, Adam Fisch, and Danqi Chen. 2020. Making pre-trained language models better few-shot learners. *arXiv preprint arXiv:2012.15723*.
- Minqing Hu and Bing Liu. 2004. Mining and summarizing customer reviews. In *Proceedings of the tenth ACM SIGKDD international conference on Knowledge discovery and data mining*, pages 168–177.
- Zhengbao Jiang, Frank F Xu, Jun Araki, and Graham Neubig. 2020. How can we know what language models know? *Transactions of the Association for Computational Linguistics*, 8:423–438.
- Ankit Kumar, Ozan Irsoy, Peter Ondruska, Mohit Iyyer, James Bradbury, Ishaan Gulrajani, Victor Zhong, Romain Paulus, and Richard Socher. 2016. Ask me anything: Dynamic memory networks for natural language processing. In *International conference on machine learning*, pages 1378–1387. PMLR.
- Yinhan Liu, Myle Ott, Naman Goyal, Jingfei Du, Mandar Joshi, Danqi Chen, Omer Levy, Mike Lewis, Luke Zettlemoyer, and Veselin Stoyanov. 2019. Roberta: A robustly optimized bert pretraining approach. *arXiv preprint arXiv:1907.11692*.
- Bo Pang and Lillian Lee. 2004. A sentimental education: Sentiment analysis using subjectivity summarization based on minimum cuts. In *Proceedings of the 42nd Annual Meeting of the Association for Computational Linguistics (ACL-04)*, pages 271–278.
- Bo Pang and Lillian Lee. 2005. Seeing stars: Exploiting class relationships for sentiment categorization with respect to rating scales. In *Proceedings of the 43rd Annual Meeting of the Association for Computational Linguistics (ACL’05)*, pages 115–124.
- Romain Paulus, Caiming Xiong, and Richard Socher. 2018. A deep reinforced model for abstractive summarization. In *International Conference on Learning Representations*.
- Matthew Peters, Mark Neumann, Mohit Iyyer, Matt Gardner, Christopher Clark, Kenton Lee, and Luke Zettlemoyer. 2018. Deep contextualized word representations. In *Proceedings of the 2018 Conference of the North American Chapter of the Association for Computational Linguistics: Human Language Technologies, Volume 1 (Long Papers)*, pages 2227–2237.
- Fabio Petroni, Patrick Lewis, Aleksandra Piktus, Tim Rocktäschel, Yuxiang Wu, Alexander H Miller, and Sebastian Riedel. 2020. How context affects language models’ factual predictions. In *Automated Knowledge Base Construction*.
- Fabio Petroni, Tim Rocktäschel, Sebastian Riedel, Patrick Lewis, Anton Bakhtin, Yuxiang Wu, and Alexander Miller. 2019. Language models as knowledge bases? In *Proceedings of the 2019 Conference on Empirical Methods in Natural Language Processing and the 9th International Joint Conference on Natural Language Processing (EMNLP-IJCNLP)*, pages 2463–2473, Hong Kong, China. Association for Computational Linguistics.
- A. Radford, Jeffrey Wu, R. Child, David Luan, Dario Amodei, and Ilya Sutskever. 2019. Language models are unsupervised multitask learners. In *OpenAI Blog*.
- Colin Raffel, Noam Shazeer, Adam Roberts, Katherine Lee, Sharan Narang, Michael Matena, Yanqi Zhou, Wei Li, and Peter J Liu. 2020. Exploring the limits of transfer learning with a unified text-to-text transformer. *Journal of Machine Learning Research*, 21:1–67.
- Timo Schick and Hinrich Schütze. 2020. It’s not just size that matters: Small language models are also few-shot learners. *arXiv preprint arXiv:2009.07118*.
- Taylor Shin, Yasaman Razeghi, Robert L Logan IV, Eric Wallace, and Sameer Singh. 2020. Autoprompt: Eliciting knowledge from language models with automatically generated prompts. *arXiv preprint arXiv:2010.15980*.
- Richard Socher, Alex Perelygin, Jean Wu, Jason Chuang, Christopher D Manning, Andrew Y Ng, and Christopher Potts. 2013. Recursive deep models for semantic compositionality over a sentiment treebank. In *Proceedings of the 2013 conference on empirical methods in natural language processing*, pages 1631–1642.
- Ellen M Voorhees and Dawn M Tice. 2000. Building a question answering test collection. In *Proceedings of the 23rd annual international ACM SIGIR conference on Research and development in information retrieval*, pages 200–207.
- Janyce Wiebe, Theresa Wilson, and Claire Cardie. 2005. Annotating expressions of opinions and emotions in language. *Language resources and evaluation*, 39(2):165–210.
- Zhilin Yang, Zihang Dai, Yiming Yang, Jaime Carbonell, Ruslan Salakhutdinov, and Quoc V Le. 2019. Xlnet: Generalized autoregressive pretraining for language understanding. *arXiv preprint arXiv:1906.08237*.

Xiang Zhang, Junbo Zhao, and Yann Lecun. 2015. Character-level convolutional networks for text classification. *Advances in Neural Information Processing Systems*, 2015:649–657.

Tony Z Zhao, Eric Wallace, Shi Feng, Dan Klein, and Sameer Singh. 2021. Calibrate before use: Improving few-shot performance of language models. *arXiv preprint arXiv:2102.09690*.

Dataset	Prompt	Label Mapping
SST-2	Review: contains no wit , only labored gags Sentiment: negative	positive/negative
SST-5	Review: apparently reassembled from the cutting-room floor of any given daytime soap . Sentiment: terrible	terrible/bad/okay/good/great
MR	Review: lame sweet home leaves no southern stereotype unturned . Sentiment: negative	negative/positive
CR	Review: bluetooth does not work on this phone . Sentiment: negative	negative/positive
MPQA	Review: dangerous situation Sentiment: negative	negative/positive
Subj	Input: too slow , too boring , and occasionally annoying . Type: subjective	subjective/objective
TREC	Question: When did the neanderthal man live ? Type: number	description/entity/expression/ human/location/number
AGNews	input: Wall St. Bears Claw Back Into the Black (Reuters). type: business	world/sports/business/technology
DBPedia	input: CMC Aviation is a charter airline based in Nairobi Kenya. type: company	company/school/artist/athlete/politics/ transportation/building/nature/village/ animal/plant/album/film/book
CB	premise: It was a complex language. Not written down but handed down. One might say it was peeled down. hypothesis: the language was peeled down prediction: true	true/false/neither
RTE	premise: No Weapons of Mass Destruction Found in Iraq Yet. hypothesis: Weapons of Mass Destruction Found in Iraq. prediction: False	True/False

Table 4: Prompt template and label mapping for different tasks.

Notation	Description	Examples
x	sentence	nice movie
y	label	positive
$\mathcal{T}(x)$	template-based transformation without label	Review: nice movie
$\mathcal{T}(x,y)$	template-based transformation	Review: nice movie Sentiment: positive
$\mathcal{T}^{-1}(\mathcal{T}(x,y))$	extract (sentence, label) pair from text sequence	(nice movie, positive)

Table 5: Examples of transformation notations.