

CEAR: Cross-Entity Aware Reranker for Knowledge Base Completion

Keshav Kolluru^{1*}, Mayank Singh Chauhan^{1*}, Yatin Nandwani¹, Parag Singla¹, Mausam¹

¹Indian Institute of Technology, Delhi, India

{keshav.kolluru, mayanksingh2298, yatin.nandwani}@gmail.com,

{parags, mausam}@cse.iitd.ac.in

Abstract

Pretrained language models like BERT are known to be effective in storing factual knowledge about the world. This knowledge can be used to augment Knowledge Bases, which are often incomplete. However, prior attempts at using BERT for the task of Knowledge Base Completion (KBC) has resulted in performance *worse* than the embedding based techniques that only use the graph structure. In this work we develop a novel model, Cross-Entity Aware Reranker (CEAR), that uses BERT to re-rank the output of existing KBC models. Unlike prior works that score each entity independently, CEAR jointly scores the top- k entities obtained from embedding based KBC models, using *cross-entity* attention in BERT. CEAR achieves a new state of art for the OLP-Bench dataset.

1 Introduction

Knowledge Bases (KBs) contain manually/semi-automatically curated assertions of the format $\langle \text{subject entity}, \text{relation}, \text{object entity} \rangle$. They are used for incorporating factual knowledge in NLP applications like Question-Answering (Das et al., 2017) and Dialogue Generation (Raghu et al., 2019). However, KBs are often incomplete and the task of Knowledge Base Completion (KBC) involves discovering new links between entities.

Pretrained language models (LMs) have shown to memorize factual knowledge present in the vast amounts of text that is used for pretraining (Petroni et al., 2019; Jiang et al., 2020). In contrast to KBs where factual knowledge is explicitly stored in the form of triples, pretrained LMs store it latently in their model parameters. Recent works have shown that augmenting language models with KBs is an effective way to improve downstream performance on knowledge intensive tasks (Verga et al., 2020). However, augmenting KBs with language models has not shown similar success. Models such as KG-

BERT (Yao et al., 2019) which use pre-trained language models for KBC still under-perform purely embedding based models like ComplEx (Trouillon et al., 2016) and RotatE (Sun et al., 2019) which only use the graph structure.

To remedy this, we present **Cross-Entity Aware Reranker (CEAR)**, a 2-stage KBC model that uses embedding based models in Stage-1 (ComplEx, RotatE) and pre-trained LMs in Stage-2 (BERT). The top- k entities from Stage-1 embedding-based model are passed as input in the form of a string to the Stage-2 LM for re-ranking. The string is created by concatenating the surface form of the query with the surface form of the Stage-1 top- k entities (taken in the order of decreasing rank). Contextual BERT embeddings for words in an entity are pooled to create its *cross-entity aware* embedding. Finally, these are passed through an MLP to get the score of each entity which is used to re-rank them.

Thus, CEAR uses (1) BERT pre-trained knowledge, (2) cross-entity attention and (3) ranked entities from embedding-based KBC models to achieve strong link prediction performance. It establishes a new state of art in FB15K-237, with HITS@1 of 42.2, 10.1 pts higher than prior models (Stoica et al., 2020). In the task of Open Link Prediction (Broscheit et al., 2020), CEAR achieves 7.4 HITS@1, compared to 2.1 of prior models.¹

2 Related Work

Many Knowledge Graph Embedding (KGE) methods have been proposed for the task of KBC (Bordes et al., 2013; Kazemi and Poole, 2018; Lacroix et al., 2018; Jain et al., 2018), which use various scoring functions to evaluate plausibility of triples. We experiment with RotatE (Sun et al., 2019) and ComplEx (Trouillon et al., 2016) which represent strong translation and multiplicative models.

With the rise of pre-trained language models in

¹The code and models will be released

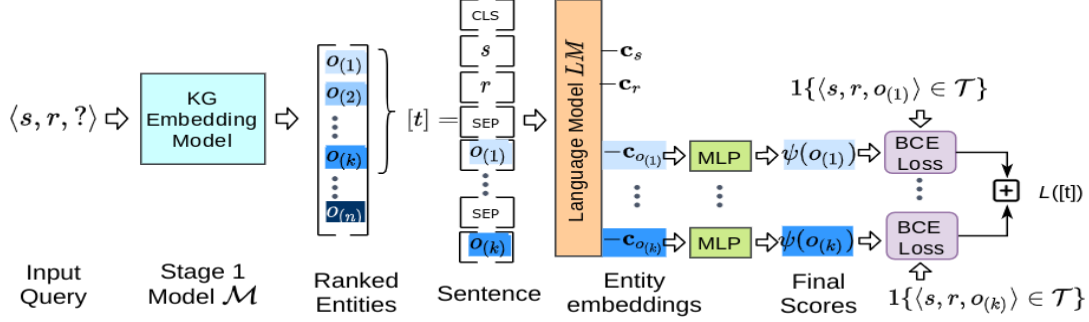


Figure 1: The two stage architecture. Stage 1 model outputs top- k entities that the Stage 2 model uses to generate contextual entity embeddings. The embeddings are passed through an MLP to get the final score for each entity.

NLP, prior works have explored the use of BERT for Knowledge Base Completion (Yu et al., 2020; Kim et al., 2020; Shah et al., 2020). KG-BERT (Yao et al., 2019) uses BERT to score all possible triples, formed by concatenation of query with each entity in the KB. Since each answer entity is scored independently, KG-BERT does not benefit from cross-entity attention. Pre-train KGE (Zhang et al., 2020) uses BERT to initialize entity/relation embeddings used by TransE (Bordes et al., 2013).

Open Knowledge bases represent a special type of Knowledge Base which don't use a pre-defined ontology. Instead, they use fact triples generated using OpenIE systems (Kolluru et al., 2020; Gash-teovski et al., 2017). The un-normalized surface forms of entities and relations makes link prediction challenging. Open Link Prediction (Broscheit et al., 2020) provides a benchmark for this task, using OPIEC KB (Gashteovski et al., 2019), and we perform experiments on the same.

3 Methods

Notation and Task Description: We are given a KB with relations \mathcal{R} , entities \mathcal{E} and an incomplete set of facts \mathcal{T} . Each fact in \mathcal{T} is represented as a triple $\langle s, r, o \rangle$, where the subject entity $s \in \mathcal{E}$, is related to the object entity $o \in \mathcal{E}$, via the relation $r \in \mathcal{R}$. Given a query $\langle s, r, ? \rangle$ (or $\langle ?, r, o \rangle$), the task of link prediction (or KBC) is to find new facts $\langle s, r, o \rangle \notin \mathcal{T}$. A KB can be represented as a graph, \mathcal{G} , where for each fact $\langle s, r, o \rangle \in \mathcal{T}$, the nodes representing the entities s and o are connected by a labeled edge r . We represent an embedding based model for KBC as \mathcal{M} and its scoring function as $\mathcal{S}^{\mathcal{M}}$. \mathcal{M} learns embeddings of all the entities and relations such that $\mathcal{S}^{\mathcal{M}}(e_s, w_r, e_o)$ is high whenever $\langle s, r, o \rangle \in \mathcal{T}$. Here e_s , e_o and w_r represent the learnt embeddings of the entities s , o and relation r respectively.

Further, we assume that we are given the surface form (or description) of the entities and relations in some natural language \mathcal{L} , along with a pre-trained language model LM , trained on some external corpus of text in the language \mathcal{L} . Let $[s]$ (or $[r]$) represent the sequence of words in the surface form of an entity $s \in \mathcal{E}$ (or relation $r \in \mathcal{R}$). The language model LM takes a sentence, $[t]$, as input and generates a contextual embedding for each token in the sentence $[t]$.

Motivation: Embedding based models score all the entities independently for a given query $\langle s, r, ? \rangle$, i.e., $\forall i \neq j$, the scores $\mathcal{S}^{\mathcal{M}}(e_s, w_r, e_{o_i})$ and $\mathcal{S}^{\mathcal{M}}(e_s, w_r, e_{o_j})$ of the entities o_i and o_j are computed independent of each other. Note that such a model exploits only the structural information present in the corresponding graph. Further, these models treat the entities and relations as atomic objects, making their score oblivious to the information present in the surface forms.

In contrast, models such as KG-BERT exploit the information in the surface forms of entities and relations using BERT. But, similar to embedding based models, they also score each entity independently, ignoring the relationship between the entities that may help in finding the correct entity.

CEAR not only exploits the benefits of both the approaches, it also overcomes their common shortcoming of scoring entities independently. It follows a two stage approach as described below.

3.1 CEAR: Cross-Entity Aware Reranker

Stage-1: Score using an Embedding model \mathcal{M}

In the first stage, CEAR exploits the structural information present in the graph, \mathcal{G} . It trains an embedding based model \mathcal{M} , such as ComplEx or RotatE, to rank all the entities $o_j \in \mathcal{E}$ based on their score $\mathcal{S}^{\mathcal{M}}(e_s, w_r, e_{o_j})$ for a given query $\langle s, r, ? \rangle$. Once such a model is trained, we pick the top- k

answers $o_{(j)}$ for any query and pass them to Stage-2 (described below) for re-ranking them based on their surface forms and world knowledge in the pre-trained language model. The value of k depends on the capacity of the pre-trained language model LM , which usually restricts the maximum number of tokens in a sentence that it can process.²

Stage-2: Re-rank using Language Model LM

For a query $\langle s, r, ? \rangle$ ³, the surface form ($[o_{(j)}], j = 1 \dots k$) of the top- k entities retrieved from stage 1 are used along with the surface form ($[s]$ and $[r]$) of the head entity and relation to create a sentence in the natural language \mathcal{L} . Specifically, $[t] = [\text{CLS}][s][\text{SPC}][r][\text{SEP}][o_{(1)}][\text{SEP}] \dots [\text{SEP}][o_{(k)}]$, represents such a sentence, where $[\text{CLS}]$ is a special token to mark the beginning of a sentence; $[\text{SPC}]$ is a special token used to separate the subject from the relation; and $[\text{SEP}]$ is a special token separating different answers from each other as well as from the query. Note that the description of an entity or relation may contain multiple tokens.

The sentence $[t]$ is fed as input to the language model LM , which generates a context-aware embedding for each token in the sentence. The embeddings of the tokens belonging to a candidate entity $o_{(j)}$ are mean pooled to create its final embedding, $\mathbf{c}_{o_{(j)}}$. Such an embedding is aware of not only the query entity and relation, but also the other plausible answers. Such *cross-entity aware* embeddings make use of additional context that is helpful to answer the query $\langle s, r, ? \rangle$.

Finally, $\mathbf{c}_{o_{(j)}}$ is passed through an MLP M to generate its final score, $\psi(o_{(j)})$, i.e., $\psi(o_{(j)}) = M(\mathbf{c}_{o_{(j)}})$. Thus, the top- k entities from Stage-1 are re-ranked based on their final scores. The LM is trained by minimizing the standard Binary Cross Entropy (BCE) loss, $L([t])$ for the sentence $[t]$, computed using the final scores $\psi(o_{(j)})$, $\forall j = 1 \dots k$,

$$L([t]) = - \sum_{j=1}^k (L_p^j + L_n^j) \quad (1)$$

where $L_p^j = \mathbb{1}\{\langle s, r, o_{(j)} \rangle \in \mathcal{T}\} \log(\sigma(\psi(o_{(j)})))$ and $L_n^j = \mathbb{1}\{\langle s, r, o_{(j)} \rangle \notin \mathcal{T}\} \log(1 - \sigma(\psi(o_{(j)})))$, and σ is the standard sigmoid function.

4 Experimental Setting

Datasets: We consider three link prediction datasets: FB15K-237 (Toutanova and Chen, 2015),

WN18RR (Dettmers et al., 2018a), and OLPBENCH (Broscheit et al., 2020). OLPBENCH proposes multiple train sets based on test set leakage removal. We use the most difficult train data set called *thorough train dataset* which contains the harshest test evidence removal.

Dataset	Entities	Relations	Train	Valid	Test
FB15K-237	14,541	237	272K	17K	20K
WN18RR	40,943	11	86K	3K	3K
OLPBENCH	2.47M	961K	30.6M	10K	10K

Table 1: Statistics of the 3 datasets used.

Evaluation: Link prediction performance is the average of head entity and tail entity prediction. Evaluation is done under filtered settings where the model is not penalized for ranking entities appearing with query in train and val sets, higher than the gold entity. We report MRR, HITS@N metrics.

Model	FB15K-237			WN18RR		
	MRR	H1	H10	MRR	H1	H10
DistMult	0.24	15.5	41.9	0.43	39.0	49.0
ConvE	0.33	23.7	50.1	0.43	40	52
ComplEx-N3	0.37	27	56	0.48	44	57
CoPER:ConvE	0.43	32.1	62.9	0.48	44	56.1
KG-BERT	-	-	42.0	-	-	52.4
Pre-train KGE	0.34	-	53.4	0.45	-	58.0
ComplEx	0.32	23	51.3	0.47	42.8	55.5
RotatE	0.34	23.8	53.1	0.47	42.3	57.3
CEAR(ComplEx)*	0.48	42.2	57.9	0.47	43	54.3
CEAR(RotatE)*	0.45	38.3	56.7	0.49	44.3	56.5

Table 2: Link Prediction on FB15K-237 and WN18RR. *() indicates the Stage-1 model used in CEAR.

Baselines: For FB15K-237 and WN18RR, we compare with embedding models such as DistMult (Yang et al., 2015), RotatE⁴ (Sun et al., 2019), ComplEx⁴ (Trouillon et al., 2016), ConvE (Dettmers et al., 2018b), ComplEx-N3 (Lacroix et al., 2018), CoPER-ConvE (Stoica et al., 2020) and BERT-based models such as KG-BERT (Yao et al., 2019) and Pre-train KGE (Zhang et al., 2020). For CEAR Stage-1, we use ComplEx and RotatE.

For OLPBENCH, we compare with the state-of-the-art ComplEx-LSTM (Broscheit et al., 2020), which uses LSTM embeddings in a ComplEx model. Considering the large number of target entities in OLPBENCH, we also experiment with ExtremeText (Wydmuch et al., 2018), an extreme classification model, which builds a hierarchical

²BERT has a 512 word-pieces limit

³Similar formulation holds for head-entity prediction

⁴[github:DeepGraphLearning/KnowledgeGraphEmbedding](https://github.com/DeepGraphLearning/KnowledgeGraphEmbedding)

Method	H1	H10	H50
ComplEx-LSTM	2.1	7.0	14.6
ExtremeText	6.4	16.3	26.0
CEAR (ComplEx-LSTM)	3.8	9.1	14.6
CEAR (ExtremeText)	7.4	17.9	26.0

Table 3: Link Prediction performance on OLPBENCH.

softmax tree (Morin and Bengio, 2005) over Fast-Text (Joulin et al., 2017) embeddings. While training ExtremeText, we enriched the query by appending it with the top-5 most frequent entities seen with the relation in training data. We use ExtremeText and Complex-LSTM as Stage-1 in CEAR.

5 Experiments

Effectiveness of CEAR: In Table 2, we compare MRR, HITS@1 and HITS@10 of various models and find that CEAR outperforms multiple embedding-based as well as BERT-based KBC models. It achieves a new state of art HITS@1 of 42.2 in FB15K-237, which is 19.2 pts higher than the corresponding Stage-1 model. Note that in the Stage-2 BERT of CEAR, we use top- $k=40$ entities from Stage-1. We truncate their surface forms to a maximum of 10 tokens, so that the constructed input, after concatenation with special tokens, has at most 512 tokens (a limitation imposed by BERT).

KG-BERT and Pre-train KGE both use BERT as part of their models and hence have access to the same amount of pre-trained knowledge as CEAR. But we find that CEAR(ComplEx) scores 15.9 pts higher compared to HITS@10 of KG-BERT. This shows the effectiveness of the CEAR 2-stage architecture that utilizes cross-entity attention.

In Table 3, we find that ExtremeText performs 4.3 HITS@1 higher than the previous state of art model, LSTM-ComplEx. This demonstrates the effectiveness of modeling the task as an extreme classification problem over the 2.47 million entities. We observe consistent gains by applying Stage-2 BERT on top of both LSTM-Complex (+1 HITS@1) and ExtremeText (+1 HITS@1). Thus our final model CEAR(ExtremeText) represents a 5.3 HITS@1 gain over the current state of art model, LSTM-ComplEx. We trained the Stage-2 model with only a fraction of the training data (1M out of 30M available) as we don’t observe much performance gains on adding more examples.

Ablation: In Table 5, we compute the performance

Model	Dataset	k=10	20	30	40
CEAR(ComplEx)	FB15K-237	31.9	37.2	39.9	42.2
CEAR(RotatE)	WN18RR	43.9	44.0	44.1	44.3

Table 4: H@1 with increasing top- k Stage-1 samples.

Model	FB15k-237		WN18RR		OLPB	
	H1	H10	H1	H10	H1	H10
CEAR(Best)	42.2	57.9	44.3	56.5	7.4	17.9
- Pretraining	38.5	56.2	42.7	55.1	6.0	15.6
- CE Attention	23.2	51.3	41.5	57.3	5.0	16.3
- Stage1 Ranks	24.8	51.7	40.0	61.3	6.2	16.8

Table 5: Ablation of the best CEAR model, which shows the importance of BERT pretrained knowledge, Cross-Entity Attention and Stage-1 Entity Ranks.

of CEAR(Best)⁵ by (1) replacing pretrained BERT parameters with random initialization, (2) scoring each Stage-1 entity independently (similar to KG-BERT applied only on Stage-1 entities), and (3) randomly shuffling top- k Stage-1 entities before passing them to Stage-2. We find that all 3 components of CEAR are important for achieving the final model performance. Apart from pre-trained knowledge, knowing all the top- k Stage-1 entities (in ranked order) is crucial for the model performance. For example, in FB15k-237, shuffling Stage-1 entities or removing Cross-Entity attention leads to a drop in HITS@1 of 17.4, 19.0 pts. In Table 4, we find an increasing trend of HITS@1 with greater number of Stage-1 entities. Further, we find that the Stage-2 models introduce very few errors in already correct Stage-1 model outputs (0.6%, 0.1% in FB15k-237, WN18RR, respectively). We report the confusion matrix, head vs. tail performance and reproducibility checklist in the Appendix.

6 Conclusion

We present a novel KBC model, CEAR, that uses the pretrained parameters in BERT, information of the graph structure (using ComplEx, RotatE) and global view of competing entities (using cross-entity attention) to achieve a new state of art performance for link prediction across 3 datasets. Replacing the Stage-1, Stage-2 pipeline with an end-to-end trainable model and exploring computationally feasible methods for applying cross-entity attention over larger number of entities are future directions.

⁵ComplEx, RotatE, ExtremeText are best Stage-1 models for FB15K-237, WN18RR and OLPBENCH, respectively.

References

- Antoine Bordes, Nicolas Usunier, Alberto Garcia-Duran, Jason Weston, and Oksana Yakhnenko. 2013. Translating embeddings for modeling multi-relational data. In *Neural Information Processing Systems (NeurIPS)*, pages 1–9.
- Samuel Broscheit, Kiril Gashteovski, Yanjie Wang, and Rainer Gemulla. 2020. Can we predict new facts with open knowledge graph embeddings? a benchmark for open link prediction. In *Association for Computational Linguistics (ACL)*.
- Rajarshi Das, Manzil Zaheer, Siva Reddy, and Andrew McCallum. 2017. Question answering on knowledge bases and text using universal schema and memory networks. In *Proceedings of the 55th Annual Meeting of the Association for Computational Linguistics (Volume 2: Short Papers)*, Vancouver, Canada. Association for Computational Linguistics.
- Tim Dettmers, Pasquale Minervini, Pontus Stenetorp, and Sebastian Riedel. 2018a. Convolutional 2d knowledge graph embeddings. In *Proceedings of the AAAI Conference on Artificial Intelligence*.
- Tim Dettmers, Pasquale Minervini, Pontus Stenetorp, and Sebastian Riedel. 2018b. Convolutional 2d knowledge graph embeddings. In *Proceedings of the AAAI Conference on Artificial Intelligence*.
- Kiril Gashteovski, Rainer Gemulla, and Luciano del Corro. 2017. Minie: minimizing facts in open information extraction. In *Association for Computational Linguistics (ACL)*.
- Kiril Gashteovski, Sebastian Wanner, Sven Hertling, Samuel Broscheit, and Rainer Gemulla. 2019. [{OPIEC}: An open information extraction corpus](#). In *Automated Knowledge Base Construction (AKBC)*.
- Prachi Jain, Pankaj Kumar, Mausam, and Soumen Chakrabarti. 2018. [Type-sensitive knowledge base inference without explicit type supervision](#). In *Proceedings of the 56th Annual Meeting of the Association for Computational Linguistics (Volume 2: Short Papers)*, pages 75–80, Melbourne, Australia. Association for Computational Linguistics.
- Zhengbao Jiang, Frank F Xu, Jun Araki, and Graham Neubig. 2020. How can we know what language models know? *Transactions of the Association for Computational Linguistics*, 8:423–438.
- Armand Joulin, Edouard Grave, Piotr Bojanowski, and Tomas Mikolov. 2017. Bag of tricks for efficient text classification. In *Conference of the European Chapter of the Association for Computational Linguistics (EACL)*.
- Seyed Mehran Kazemi and D. Poole. 2018. Simple embedding for link prediction in knowledge graphs. In *Conference on Neural Information Processing Systems (NeurIPS)*.
- Bosung Kim, Taesuk Hong, Youngjoong Ko, and Jungyun Seo. 2020. Multi-task learning for knowledge graph completion with pre-trained language models. In *International Conference on Computational Linguistics (COLING)*.
- Keshav Kolluru, Vaibhav Adlakha, Samarth Aggarwal, Mausam, and Soumen Chakrabarti. 2020. [OpenIE6: Iterative Grid Labeling and Coordination Analysis for Open Information Extraction](#). In *Proceedings of the 2020 Conference on Empirical Methods in Natural Language Processing (EMNLP)*, pages 3748–3761, Online. Association for Computational Linguistics.
- Timothée Lacroix, Nicolas Usunier, and Guillaume Obozinski. 2018. Canonical tensor decomposition for knowledge base completion. In *International Conference on Machine Learning*, pages 2863–2872. PMLR.
- Frederic Morin and Yoshua Bengio. 2005. Hierarchical probabilistic neural network language model. In *International Conference on Artificial Intelligence and Statistics (AISTATS)*. Citeseer.
- Fabio Petroni, Tim Rocktäschel, Sebastian Riedel, Patrick Lewis, Anton Bakhtin, Yuxiang Wu, and Alexander Miller. 2019. Language models as knowledge bases? In *Proceedings of the 2019 Conference on Empirical Methods in Natural Language Processing and the 9th International Joint Conference on Natural Language Processing (EMNLP-IJCNLP)*, Hong Kong, China. Association for Computational Linguistics.
- Dinesh Raghu, Nikhil Gupta, and Mausam. 2019. Disentangling Language and Knowledge in Task-Oriented Dialogs. In *Proceedings of the 2019 Conference of the North American Chapter of the Association for Computational Linguistics: Human Language Technologies, Volume 1 (Long and Short Papers)*, Minneapolis, Minnesota. Association for Computational Linguistics.
- Haseeb Shah, Johannes Villmow, and A. Ulges. 2020. Relation specific transformations for open world knowledge graph completion. In *TEXTGRAPHS*.
- George Stoica, Otilia Stretcu, Emmanouil Antonios Platanios, Tom Mitchell, and Barnabás Póczos. 2020. Contextual parameter generation for knowledge graph link prediction. In *Proceedings of the AAAI Conference on Artificial Intelligence*.
- Zhiqing Sun, Zhi-Hong Deng, Jian-Yun Nie, and Jian Tang. 2019. [Rotate: Knowledge graph embedding by relational rotation in complex space](#). In *International Conference on Learning Representations (ICLR)*.
- Kristina Toutanova and Danqi Chen. 2015. Observed versus latent features for knowledge base and text inference. In *Proceedings of the 3rd workshop on continuous vector space models and their compositionality*, pages 57–66.

- Théo Trouillon, Johannes Welbl, Sebastian Riedel, Éric Gaussier, and Guillaume Bouchard. 2016. Complex embeddings for simple link prediction. In International Conference on Machine Learning, pages 2071–2080. PMLR.
- Pat Verga, Haitian Sun, Livio Baldini Soares, and William W Cohen. 2020. Facts as experts: Adaptable and interpretable neural memory over symbolic knowledge. arXiv preprint arXiv:2007.00849.
- Marek Wydmuch, Kalina Jasinska, Mikhail Kuznetsov, R. Busa-Fekete, and K. Dembczynski. 2018. A no-regret generalization of hierarchical softmax to extreme multi-label classification. In Conference on Neural Information Processing Systems (NeurIPS).
- Bishan Yang, Scott Wen-tau Yih, Xiaodong He, Jianfeng Gao, and Li Deng. 2015. Embedding entities and relations for learning and inference in knowledge bases. In Proceedings of the International Conference on Learning Representations (ICLR) 2015.
- Liang Yao, Chengsheng Mao, and Y. Luo. 2019. Kg-bert: Bert for knowledge graph completion. Proceedings of the AAAI Conference on Artificial Intelligence (AAAI).
- Han Yu, Rong Jiang, Bin Zhou, and Aiping Li. 2020. Knowledge-infused pre-trained models for kg completion. In International Conference on Web Information Systems Engineering, pages 273–285. Springer.
- Zhiyuan Zhang, Xiaoqian Liu, Y. Zhang, Qi Su, X. Sun, and B. He. 2020. Pretrain-kge: Learning knowledge representation from pretrained language models. In Proceedings of the 2020 Conference on Empirical Methods in Natural Language Processing (EMNLP).

CEAR: Cross-Entity Aware Reranker for Knowledge Base Completion (Appendix)

A Head vs. Tail performance

In Table 2, following standard evaluation protocols, we report performance as the average of head and tail entity prediction performance. We report their individual performances in Table 6 for the Stage-1 model and the corresponding CEAR model. As observed in other KBC models, we find that the absolute tail performance is significantly higher than the head performance. We also find that the gains from our Stage-2 BERT model is higher for tail compared to head prediction in FB15k-237 (23.3 vs. 16.6 HITS@1) and WN18RR (2.1 vs. 1.7 HITS@1). However the same trend does not hold for gains on OLPBENCH.

Dataset	Head Entity		Tail Entity	
	Stage-1	CEAR	Stage-1	CEAR
FB15K-237	14.4	31.0	31.6	54.3
WN18RR	40.8	42.5	43.8	45.9
OLPBENCH	4.8	5.9	8.1	8.6

Table 6: H@1 of Stage-1 model and corresponding CEAR(Best) model for head and tail entity prediction

B Confusion Matrix

In Table 7 we report the number of test queries where CEAR(Best) improves the corresponding Stage-1 prediction, i.e., changes from an *incorrect* entity to a *correct* entity) as well as the number of test queries where CEAR changes Stage-1 prediction from correct to incorrect entity. For this purpose, we build a confusion matrix with respect to the change in the predicted entity before and after application of Stage-2 model. The complete set of test queries (both head and tail) are divided into one of four cases - 00, 01, 10 and 11. Case 00 indicates both Stage-1 and Stage-2 prediction were incorrect. Case 01 indicates stage 1 incorrect, while stage 2 correct. Case 10 indicates stage 1 correct and stage 2 incorrect and Case 11 indicates both stage 1 and stage 2 correct. It is interesting to observe that for datasets FB15K-237 and WN18RR the fraction of examples which degrade are very few, 0.6% and 0.1% respectively.

Dataset	00	01	10	11
FB15K-237	23202	8311	251	9168
WN18RR	3491	125	7	2645
OLPBENCH	19123	572	405	922

Table 7: Classifying test queries to understand the effectiveness of CEAR model

C Performance across Stage-1 ranks

For the Case 01 (described in the previous section) - where CEAR corrected the Stage-1 prediction, we further divide the test queries based on the Stage-1 rank of the CEAR predicted entity. In Figures 2, 3, 4, we plot the number of test queries where the model predicts the *i*th ranked Stage-1 entity. Note that for all datasets we observe that CEAR is biased towards predicting earlier Stage-1 samples which is not surprising given the fact that the Stage-1 models are strong KBC models which do give high ranks to correct entities.

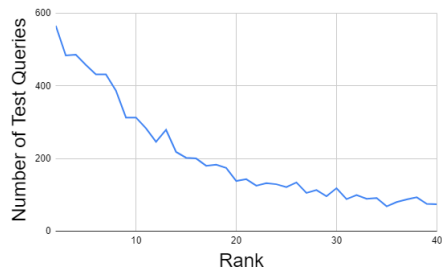


Figure 2: Number of test queries where CEAR(Best) predicts *i*th ranked Stage-1 entity for FB15k-237.

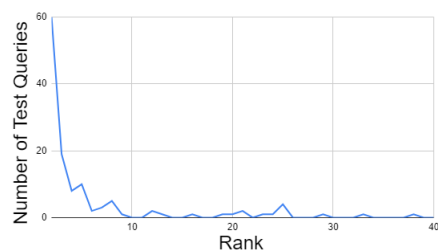


Figure 3: Number of test queries where CEAR(Best) predicts *i*th ranked Stage-1 entity for WN18RR.

D Reproducibility Checklist

Compute Infrastructure: The submitted code contains instructions to replicate the reported results. We run all of our experiments on a single GPU - NVIDIA Tesla V100 (32 GB).

Hyper-parameters: We train all models for 10 epochs (5 for OLPBENCH), and save the model

Model	FB15k-237			WN18RR		
	Train time	Inference time	Parameters	Train time	Inference time	Parameters
Stage 1	4.5 hrs	0.5 mins	30M	3 hrs	0.5 mins	41M
CEAR(Best)	20 hrs	8 mins	110M	15 hrs	1.5 mins	110M

Table 8: Parameters and Training/Inference time on FB15k-237 and WN18RR

Model	OLPBENCH		
	Train time	Inference time	Parameters
Stage 1	4 hrs	0.5 mins	14644M
CEAR(Best)	25 hrs	1.5 mins	110M

Table 9: Parameters and Training/Inference time on OLPBENCH

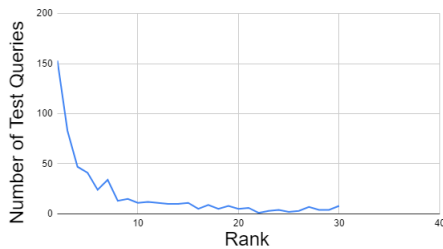


Figure 4: Number of test queries where CEAR(Best) predicts *i*th ranked Stage-1 entity for OLPBENCH.

which gives best validation results. Learning rate is kept at $2e-5$ and we use a dynamic batch size such that each batch contains a maximum of 5000 tokens.

Validation Scores: Table 10 contains the validation performance for CEAR(Best) and the corresponding Stage-1 models.

Model	FB15k-237		WN18RR		OLPBENCH	
	H1	H10	H1	H10	H1	H10
Stage 1	22.2	45.5	42.8	57.2	6.7	16.4
CEAR(Best)	40.8	51.9	44.7	56.3	7.2	17.7

Table 10: Validation results

Training/Inference Time and Number of parameters: Table 8 and Table 9 contain the Training/Inference time and number of model parameters for CEAR(Best) and the corresponding Stage-1 models.

Evaluation Metrics: Filtered evaluation for the task of link prediction has been done by following standard procedure as done in KBI. For open link prediction, appropriate modifications are done to support alternate mentions as done in Open Knowledge Graph Embeddings.