

Lottery Jackpot Exist in Pre-trained Models

Yuxin Zhang¹, Mingbao Lin¹, Fei Chao¹, Yan Wang²,
Ke Li³, Yunhang Shen³, Yongjian Wu³, Rongrong Ji^{1,4,5*}

¹MAC Lab, Department of Artificial Intelligence, Xiamen University

²Pinterest ³Tencent Youtu Lab ⁴Peng Cheng Laboratory

⁵Institute of Artificial Intelligence, Xiamen University

Abstract

Network pruning is an effective approach to reduce network complexity with acceptable performance compromise. Existing studies achieve the sparsity of neural networks via time-consuming weight tuning or complex search on networks with expanded width, which greatly limits the applications of network pruning. In this paper, we show that high-performing and sparse sub-networks without the involvement of weight tuning, termed “lottery jackpots”, exist in pre-trained models with unexpanded width. For example, we obtain a lottery jackpot that has only 10% parameters and still reaches the performance of the original dense VGGNet-19 without any modifications on the pre-trained weights on CIFAR-10. Furthermore, we observe that the sparse masks derived from many existing pruning criteria have a high overlap with the searched mask of our lottery jackpot, among which, the magnitude-based pruning results in the most similar mask with ours. Based on this insight, we initialize our sparse mask using the magnitude-based pruning, resulting in at least $3\times$ cost reduction on the lottery jackpot search while achieving comparable or even better performance. Specifically, our magnitude-based lottery jackpot removes 90% weights in ResNet-50, while it easily obtains more than 70% top-1 accuracy using only 10 searching epochs on ImageNet. Our code is available at <https://github.com/zyxxmu/lottery-jackpots>.

1. Introduction

Ever-increasing model complexity has greatly limited the real-world applications of deep neural networks (DNNs) on edge devices. Various methods have been proposed to mitigate this obstacle by the vision community. Generally, existing research can be divided into network pruning [9, 15], parameter quantization [17, 27], low-rank de-

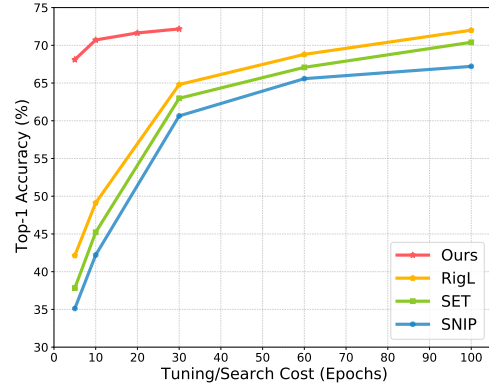


Figure 1. Tuning/Search cost v.s. top-1 accuracy of ResNet-50 with a sparse rate of 90% on ImageNet. Our method can quickly find the high-performing sparse networks (lottery jackpots) without modifications on the trained weights, while existing methods such as SET [31], SNIP [23] and RigL [7] conduct pruning via a time-consuming weight tuning process to recover the performance. Each dot in the figure indicates a complete training with cosine annealing. Best viewed in color.

composition [11, 38] and knowledge distillation [16, 40]. Among these techniques, network pruning has been known as one of the most leading approaches with notable reductions on the network complexity and acceptable performance degradation [1, 6, 36].

Given a large-scale neural network, network pruning removes a portion of parameters to obtain a sparse sub-network. Extensive pruning algorithms have been proposed over the past few years [3, 18, 32]. Typical approaches devise various importance criteria to prune weights on the basis of pre-trained models, which is reasonable since the pre-trained models are mostly visible on the internet, or available from the client [9, 14, 22]¹. Other studies conduct pruning from scratch by imposing a sparsity regularization upon the network loss, or directly pruning from ran-

*Corresponding author: rrji@xmu.edu.cn

¹In these cases, the researcher avoids pre-training a full-size model.

domly initialized weights [7, 34, 45]. Although progress has been made to reduce the size of network parameters with little degradation in accuracy, existing methods still require a time-consuming weight tuning process to recover the performance of pruned models as shown in Fig. 1. For instance, when pruning the well-known ResNet-50 [13] on ImageNet [4], most methods require over 100 epochs to fine-tune the pruned model [7, 21, 34], cost of which is basically the same with training a full-size model. Thus, the compressed models come at the cost of expensive weight tuning, which greatly restricts practical applications of existing research.

The lottery ticket hypothesis [8] reveals that a randomly initialized network contains lottery ticket sub-networks that can reach good performance after appropriate weight tuning. In light of this, more recent studies further discover that these lottery tickets emerge even without the necessity of weight tuning [35, 39, 49]. However, a complex search algorithm has to be conducted upon randomly initialized weights, the cost of which is even higher than tuning the weights since the width of the original network is usually exponentially expanded to ensure the finding of high-performing lottery tickets.

In this paper, we innovatively reveal that high-performing sub-networks can be fast located in pre-trained models. We term these sub-networks as lottery jackpots in this paper. First, different from existing work [35, 39, 49] which searches for the lottery tickets in a randomly initialized network with width expansion, our lottery jackpots are built on top of an unexpanded pre-trained model. For example, a lottery jackpot can be found in the pre-trained VGGNet-19 on CIFAR-10, which has only 10% parameters of the original network while still matching the performance of the full model without any modifications on the trained weights. We further look into existing weight-tuning based pruning criteria [9, 23, 44], and then observe a high overlap between the sparsity masks from these existing pruning criteria and the searched mask from our lottery jackpot. Among them, the magnitude-based pruning criterion results in the most similar sparsity pattern. This inspires us to initialize our mask with magnitude pruning as a warm-up for searching our lottery jackpots. As a result, at least $3\times$ reductions on the search cost are observed when comparing to existing weight search methods on the randomly initialized networks [39, 49] or weight tuning methods [7, 31, 34]. For instance, our magnitude-based lottery jackpot prunes ResNet-50 by removing 90% weights while reaching the top-1 accuracy of 70% using only 10 search epochs on ImageNet and achieving comparable performance with state-of-the-art methods using only 30 search epochs, as illustrated in Fig. 1.

Overall, our contributions are summarized as:

- We find that pre-trained models contain high-

performing sub-networks without the necessity of weight tuning. Moreover, our search for these sub-networks is built on the top of no expansion of the network width.

- We discover that existing weight-tuning based pruning criteria often generate a similar sparsity mask with our searched mask. Inspired by this discovery, we propose to use magnitude-based sparsity mask as a warm-up for the weight search, leading to an efficient search for our lottery jackpots.
- Extensive experiments demonstrate the effectiveness and efficiency of our proposed approach for network pruning. The high-performing sub-networks can be expeditiously found in pre-trained models with at least $3\times$ reductions on the computation cost in comparison with the existing methods.

2. Related Work

Neural Network Pruning. Pruning neural networks has been demonstrated to be an effective approach for compressing large models in the past decades [10, 22, 43]. Earlier techniques usually implement pruning by designing various importance criteria upon pre-trained models [9, 22, 32]. For instance, Han *et al.* [9] considered the magnitude of weights and Molchanov *et al.* [33] treated Taylor expansion that approximates changes in the loss function as the pruning principle.

Recently, a plurality of studies has questioned the role of pre-trained models by devising well-performing pruning algorithms without the dependency on the pre-trained models. For example, Sparse Evolutionary Training (SET) [31] cultivates sparse weights throughout training in a prune-redistribute-regrowth manner while training the models from scratch. Kusupati *et al.* [21] designed Soft Threshold Reparameterization (STR) to learn non-uniform sparsity budget across layers. Evci *et al.* [7] further proposed RigL, which uses weight magnitude and gradient information to improve the sparse networks optimization. Other work directly prunes a randomly initialized model by considering the connection sensitivity as an importance measure [23] or maximizing the gradient of the pruned sub-network [44].

There are also multiple studies that remove the entire neurons or convolution filters to achieve a high-level acceleration through parallelization [5, 24, 25, 28, 41]. However, these methods often suffer severe performance degradation, and thus the complexity reduction is often very limited. In this paper, we focus on weight pruning that removes individual weights to achieve a high sparsity level.

Lottery Ticket Hypothesis. The lottery ticket hypothesis was originally proposed in [8] which reveals the existence of sub-networks (*a.k.a.*, “winning tickets”) in a

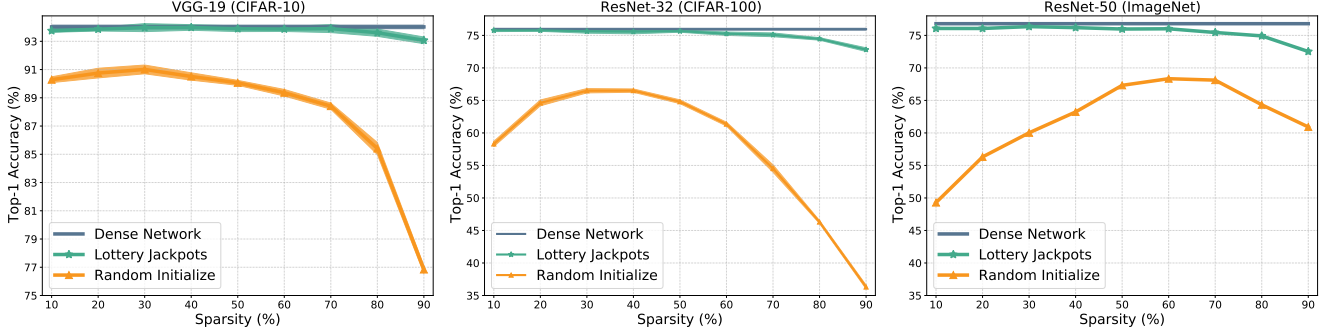


Figure 2. Performance of our lottery jackpots searched from pre-trained models without modifying any convergent weights and sub-nets searched from random initialized networks at different sparsity levels. Our lottery jackpots outperform sub-networks searched from randomly initialized networks by a large margin. Best viewed in color.

randomly-initialized neural network that can match the test accuracy of the original network when trained in isolation. Zhou *et al.* [49] further proved the potential existence of lottery tickets that can achieve good performance without retraining the weights. Inspired by this progress, Ramanujan *et al.* [39] designed an edge-popup algorithm to search for these sub-networks within the randomly initialized weights. They found a sub-network of the Wide ResNet-50 [48] that is lightly smaller than, but matches the performance of ResNet-34 [13] on ImageNet. Later, such sub-networks are further confirmed by [35] and [47].

Unfortunately, finding the sub-networks without weight tuning strongly relies on the original networks to be sufficiently over-parameterized. To this end, the width of randomly initialized networks is usually exponentially expanded, which however increases the search complexity [3, 35]. As a result, the cost of searching these sub-networks is even higher than weight tuning. Moreover, the searched sub-networks are still redundant with unsatisfying accuracy, far away from the purpose of network pruning [39]. Thus, it is of great urgency to find out the high-performing lottery tickets with a small search complexity.

3. Methodology

3.1. Preliminary

Let the weight vector of a full network be $\mathbf{w} \in \mathbb{R}^k$ where k is the weight size. Technically, network pruning can be viewed as applying a mask $\mathbf{m} \in \{0, 1\}^k$ on \mathbf{w} to indicate whether to preserve or remove some of the weights. Given a desired global sparsity p , the conventional objective of network pruning can be formulated as:

$$\min_{\mathbf{w}, \mathbf{m}} \mathcal{L}(\mathbf{m} \odot \mathbf{w}; \mathcal{D}), \quad s.t. \quad 1 - \frac{\|\mathbf{m}\|_0}{k} \geq p, \quad (1)$$

where \mathcal{D} is the observed dataset, \mathcal{L} represents the loss function, $\|\cdot\|_0$ means the standard ℓ_0 -norm, and \odot denotes the element-wise multiplication.

As can be seen from Eq. 1, most previous methods [7, 31, 34] pursue sparse DNNs by tuning the given weight vector \mathbf{w} while learning the mask \mathbf{m} . Though tuning the weights increases the performance of pursued sparse networks, its heavy time-consumption becomes a severe bottleneck for practical deployments as discussed before.

Inspired by the lottery ticket hypothesis [8] which indicates a randomly initialized network contains sub-networks (lottery tickets) that can reach considerable accuracy, recent studies [35, 39, 49] proposed to search for these lottery tickets upon the initialized weights without the necessity of weight tuning. Basically, their learning objective can be given as:

$$\min_{\mathbf{m}} \mathcal{L}(\mathbf{m} \odot \mathbf{w}; \mathcal{D}), \quad s.t. \quad 1 - \frac{\|\mathbf{m}\|_0}{k} \geq p. \quad (2)$$

The main difference between Eq. 1 and Eq. 2 is that the \mathbf{w} is regarded as a constant vector to get rid of the dependency on weight tuning. Nevertheless, Eq. 2 cannot break the limitation of time consumption: The high-performing ticket without weight tuning rarely exists in a randomly initialized network, thus the network width is usually exponentially expanded to ensure the existence of lottery tickets [35, 39, 49]. This increases the search space, and thus more search cycles are required. As a result, the search cost is even higher than tuning the weights in Eq. 1. To solve the time-consuming problem, in what follows, we first reveal that the lottery tickets exist in the pre-trained models without the need of network width expansion, and then provide a fast manner for searching these lottery tickets.

3.2. Lottery Jackpots in Pre-trained Models

We aim to verify the existence of lottery tickets without weight tuning in the pre-trained models, termed lottery jackpots. We concentrate on pre-trained models since these models are widely visible on the internet, or available from the client, which should be fully utilized and also eliminate the necessity of pre-training a model from scratch.

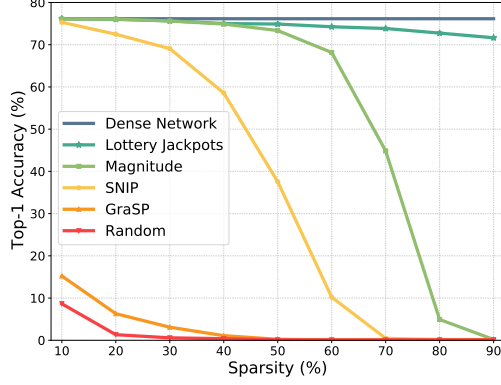


Figure 3. The comparison of accuracy performance between our searched lottery jackpots and existing pruning criteria without weight tuning (ResNet-50 on ImageNet). Best viewed in color.

Thus, our target for finding lottery jackpots can be reformulated as:

$$\min_{\mathbf{m}} \mathcal{L}(\mathbf{m} \odot \tilde{\mathbf{w}}; \mathcal{D}), \text{ s.t. } 1 - \frac{\|\mathbf{m}\|_0}{k} \geq p, \quad (3)$$

where $\tilde{\mathbf{w}}$ represents the pre-trained weight vector, which differs our method from previous work [39, 49] that search for the lottery tickets in a randomly initialized network with expanded width.

To prove the existence of lottery jackpots in an unwidened pre-trained model, we adopt the edge-popup [39] to search for the lottery jackpots. Specifically, the mask $\mathbf{m} \in \{0, 1\}^k$ is firstly relaxed to a randomly initialized $\tilde{\mathbf{m}} \in [0, 1]^k$. Denote the input of the l -th layer as \mathbf{I}_l , and then the output \mathbf{O}_l is obtained as

$$\mathbf{O}_l = (h(\tilde{\mathbf{m}}_l) \odot \mathbf{w}_l) \circledast \mathbf{I}_l,^2 \quad (4)$$

where \circledast represents the convolutional operation, $\tilde{\mathbf{m}}_l$ and \mathbf{w}_l respectively denote the relaxed mask and weight vector of the l -th layer, and $h(\cdot)$ is defined as:

$$h(\tilde{\mathbf{m}}_l^i) = \begin{cases} 0, & \text{if } \tilde{\mathbf{m}}_l^i \text{ is in the top-}p\% \text{ smallest of } \tilde{\mathbf{m}}_l, \\ 1, & \text{otherwise,} \end{cases} \quad (5)$$

where $i \in \{1, 2, \dots, k^l\}$ and k^l indicates the total number of weight elements in the l -th layer.

During the network back-propagation, the straight-through-estimator (STE) is used to calculate the gradient of the loss \mathcal{L} w.r.t. the relaxed mask $\tilde{\mathbf{m}}_l$ as:

$$\frac{\partial \mathcal{L}}{\partial \tilde{\mathbf{m}}_l} = \frac{\partial \mathcal{L}}{\partial \mathbf{O}_l} \frac{\partial \mathbf{O}_l}{\partial h} \frac{h}{\tilde{\mathbf{m}}_l} \approx \frac{\partial \mathcal{L}}{\partial \mathbf{O}_l} \frac{\partial \mathbf{O}_l}{\partial h}. \quad (6)$$

²We omit the non-linear layer for simplicity.

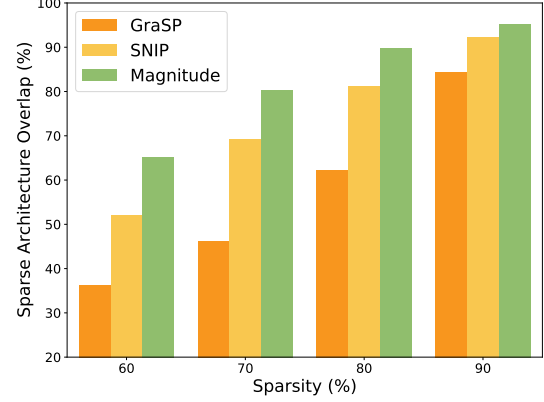


Figure 4. The comparison of sparse architecture overlap between our searched lottery jackpots and existing pruning criteria without weight tuning (ResNet-50 on ImageNet). Best viewed in color.

Without any expansion of the network width, we conduct weight search on various pre-trained models to verify the existence of lottery jackpots. As can be surprisingly observed in Fig. 2, given any sparsity level, the lottery jackpots can be found in all pre-trained networks. For example, a lottery jackpot can be found in ResNet-32 pre-trained on CIFAR-10, which has only 10% parameters while retaining over 94% top-1 accuracy. Lottery jackpots also outperform sub-networks searched from randomly initialized networks by a large margin, which need the original networks to be exponentially expanded for better performance [35, 39, 49]. Moreover, the found lottery jackpots can achieve comparable or even better performance than state-of-the-arts in network pruning, which will be quantitatively shown in the next section.

Discussion. Recent studies hold a different view that the pre-trained models are not necessary. For example, the well-known lottery ticket hypothesis [8] finds that sparse networks can be trained in isolation to achieve considerable accuracy even without a pre-trained model. Liu *et al.* [29] stated that inheriting weights from pre-trained models is not necessarily optimal. However, their claims are built on premise of a time-consuming weight tuning which helps to recover the accuracy performance. In contrast, our lottery jackpots in this paper re-justify the importance of the pre-trained models where high-performing sub-networks already exist without the necessity of weight tuning and network width expansion. Thus, the community might focus more on how to locate these lottery jackpots efficiently, which is also our important study in what follows.

3.3. A Fast Search for Lottery Jackpots

Though the existence of lottery jackpots greatly highlights the values of the pre-trained models in network prun-

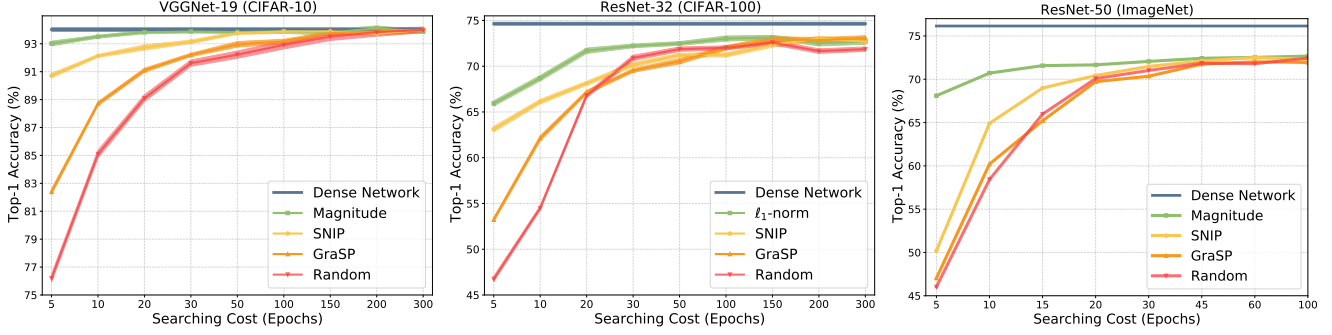


Figure 5. Convergence ability of our lottery jackpots using the masks of existing pruning criteria as a warm-up initialization for the weight search in different networks and benchmarks (90% sparsity). As can be seen, with the mask from the magnitude pruning as the initialization, our weight search can easily get convergence with less computation cost. Best viewed in color.

ing, the weight search still leads to a significant time consumption even though the network width is not necessary to be expanded in our lottery jackpots. For example, it takes around 100 search epochs on ImageNet [4] to successfully find the lottery jackpots. Thus, it is of great need to shorten the weight search process to find the lottery jackpots quickly.

Han *et al.* [9] observed an interesting phenomenon of “free lunch” that using the magnitude to prune the pre-trained AlexNet [20] on ImageNet without weight tuning leads to no performance drops when the sparsity is less than 50%. Despite its simplicity, the model performance degenerates sharply in a higher sparsity. In contrast, our lottery jackpots can retain good performance at most sparsity levels as shown in Fig. 2. This inspires us to explore the potential linkage to accelerate the search of our high-performing lottery jackpots. To this end, we first define the following ratio of sparse mask overlap to measure the similarity of two masks as:

$$Overlap(\mathbf{m}, \hat{\mathbf{m}}) = 1 - \frac{\|h(\mathbf{m}) - h(\hat{\mathbf{m}})\|_1}{k}. \quad (7)$$

It is easy to know that a larger overlap rate indicates two more similar masks. Then, we consider various pruning criteria in existing weight-tuning based works and compare their masks with the searched mask of our lottery jackpot. We briefly revisit these criteria as follows:

Magnitude [9]. This method uses the magnitude of each weight as an importance score and removes weights with small magnitudes.

SNIP [23]. The connection sensitivity to the loss is considered as an importance measure, and then unimportant connections are removed. The importance score is specifically defined as $\|\mathbf{w} \odot \mathbf{g}\|_1$, where \mathbf{g} denotes the gradient of \mathbf{w} .

GraSP [44]. It first computes the Hessian-gradient product \mathbf{h}_l of the l -th layer using the sampled training data. And

then, it removes weights with a higher score that is defined as $-\mathbf{w}_l \odot \mathbf{h}_l$ for preserving the gradient flow.

Random. We first randomly initialize the relaxed $\hat{\mathbf{m}} \in [0, 1]$, and then remove weights corresponding to low-score relaxed mask values.

In Fig. 3, we show the performance of the pruned models by the above pruning criteria without weight tuning. As can be observed, our lottery tickets outperform the pruned models by a large margin as the network sparsity goes up. Further, Fig. 4 indicates a large ratio of overlap between the masks of existing methods and our searched mask. Among them, the magnitude-based pruning takes the top position. For example, the overlap between magnitude-based mask and our lottery jackpot is more than 95% when removing around 90% parameters of ResNet-50. This discovery indicates that a very small portion of the pruned mask from existing pruning criteria needs to be corrected to fit our searched mask without the necessity of a time-consuming weight tuning process in existing work.

Thus, we propose to leverage the mask $\hat{\mathbf{m}}$ from existing pruning criteria as a warm-up initialization of our searched mask \mathbf{m} for the lottery jackpots, after which, the edge-popup algorithm is used to search for the lottery jackpots. Overall, our target of finding the lottery jackpots can be reformulated as:

$$\min_{\hat{\mathbf{m}}} \mathcal{L}(h(\hat{\mathbf{m}}) \odot \tilde{\mathbf{w}}; \mathcal{D}), \quad s.t. \quad 1 - \frac{\|h(\hat{\mathbf{m}})\|_0}{k} \geq p. \quad (8)$$

Then, we conduct experiments using different initialized masks from the pruning criteria mentioned above. As can be seen from Fig. 5, different warm-up initializations offer a faster convergence of weight search in finding our lottery jackpots. Particularly, with magnitude-based mask as the initialization, a high-performing lottery jackpot removing around 90% parameters of VGGNet-19, is located quickly using only 30 search epochs. In contrast, it is usually 300 search epochs that are used to find out a comparable lottery jackpot with randomly initialized weights. Thus, a

Pruning rate	90%	95%	Epoch
VGGNet-19	94.23	-	-
OBD [22]	93.74	93.58	160(T)
SET [31]	92.46	91.73	160(T)
Deep-R [2]	90.81	89.59	160(T)
SNIP [23]	93.65	93.43	160(T)
GraSP [44]	93.01	92.82	160(T)
LT [8]	93.66	93.30	160(T)
Jackpot (Ours)	93.87±0.09	93.52±0.12	30(S)
Jackpot (Ours)	93.96±0.16	93.82±0.17	160(S)
ResNet-32	94.62	-	-
OBD [22]	94.17	93.29	160(T)
SET [31]	92.30	90.76	160(T)
Deep-R [2]	91.62	89.84	160(T)
SNIP [23]	92.59	91.01	160(T)
GraSP [44]	92.79	91.80	160(T)
LT [8]	92.61	91.37	160(T)
Jackpot (Ours)	93.71±0.08	92.92±0.13	30(S)
Jackpot (Ours)	94.41±0.09	93.42±0.15	160(S)

Table 1. Results for pruning VGGNet-19 and ResNet-32 on CIFAR-10. We report the top-1 accuracy (%), the tuning cost (T), searching cost (S) and the pruning rates of the sparse models.

Pruning rate	90%	95%	Epoch
VGGNet-19	74.16	-	-
OBD [22]	73.83	71.98	160(T)
SET [31]	72.36	69.81	160(T)
Deep-R [2]	66.83	63.46	160(T)
SNIP [23]	72.83	71.83	160(T)
GraSP [44]	71.07	70.1	160(T)
LT [8]	72.58	70.47	160(T)
Jackpot (Ours)	72.61±0.15	71.74±0.21	30(S)
Jackpot (Ours)	74.63±0.18	72.95±0.34	160(S)
ResNet-32	74.64	-	-
OBD [22]	71.96	68.73	160(T)
SET [31]	69.66	67.41	160(T)
Deep-R [2]	66.78	63.90	160(T)
SNIP [23]	69.97	64.81	160(T)
GraSP [44]	70.12	67.05	160(T)
LT [8]	69.63	66.48	160(T)
Jackpot (Ours)	72.20±0.17	69.35±0.21	30(S)
Jackpot (Ours)	73.37±0.23	70.33±0.24	160(S)

Table 2. Results for pruning VGGNet-19 and ResNet-32 on CIFAR-100. We report the top-1 accuracy (%), the tuning cost (T), searching cost (S) and the pruning rates of the sparse models.

significant search complexity can be reduced when using the magnitude-based mask as the initialization. It is easy to understand this phenomenon since the magnitude-based pruning mask results in the highest rate of overlap with our searched mask as shown in Fig. 4.

4. Experiments

4.1. Settings

Datasets. We consider representative benchmarks with different scales for image classification. For small-scale dataset, we choose the CIFAR-10 and CIFAR-100 datasets [19]. CIFAR-10 contains 60,000 32x32 color images of 10 different classes, with 6,000 images in each class. The CIFAR-100 dataset is similar to the CIFAR-10, except that it has 100 classes containing 600 images each. For large-scale dataset, we choose the challenging ImageNet-1K [4], which contains over 1.2 million images for training and 50,000 validation images in 1,000 categories.

Networks. For CIFAR-10 and CIFAR-100, we find lottery jackpots in the classic VGGNet-19 [42] and ResNet-32 [13]. Following previous studies [12, 44], we double the filter numbers of each convolution layer of ResNet-32 to make it suitable to fit the dataset. For the ImageNet dataset, we demonstrate the efficacy of lottery jackpots for pruning ResNet-50 [13], which serves as a typical backbone for network pruning community.

Implementation Details. To fast find out lottery jack-

pots, we first initialize mask $\hat{\mathbf{m}}$ using magnitude pruning on the basis of the pre-trained weights. After then, we adopt the edge-popup to search for lottery jackpots using the SGD optimizer with an initial learning rate of 0.1 for all experiments. With different total epochs for searching, *i.e.*, 10 and 30, we adjust the learning rate with the cosine scheduler [30]. The momentum is set to 0.9 and the batch size is set to 256. The weight decay is set to 5×10^{-4} on CIFAR-10 and 1×10^{-4} on ImageNet. Besides, we find that tuning weight of the founded lottery jackpots with negligible cost can further improve the performance, *i.e.*, freezing $\hat{\mathbf{m}}$ after searching and tuning $\tilde{\mathbf{w}}$ for a very few epochs. These experiments are denoted as searching cost (S) + tuning cost (T) in Tab. 3. For fair comparisons, we conduct data augmentation for image pre-processing including crop and horizontal flip, which is the same as the official implementation in Pytorch [37]. We repeat all of our experiments three times on CIFAR-10 with different seeds, and report the mean and standard deviation of top-1 classification accuracy. On the ImageNet, we run all experiments one time due to the heavy resource consumption, and report both top-1 and top-5 classification accuracy. All experiments are run on NVIDIA Tesla V100 GPUs.

4.2. Comparison with Weight Tuning Methods

CIFAR-10. On CIFAR-10, we compare lottery jackpots with many competitors including OBD [22], SET [31], Deep-R [2], Lottery Tickets (LT) [8], SNIP [23], and

Pruning Rate	Top-1 acc.	Top-5 acc.	Epoch
80%			
Baseline	77.01	93.64	
OBD [22]	74.75	92.41	100(T)
SET [31]	72.60	91.20	100(T)
Deep-R [2]	71.70	90.60	100(T)
SNIP [23]	69.97	89.24	100(T)
GraSP [44]	72.06	90.82	150(T)
RigL [7]	74.60	-	100(T)
DNW [46]	76.00	-	100(T)
DPF [26]	75.48	92.59	90(T)
STR [21]	76.12	-	100(T)
Jackpot (Ours)	75.19	92.76	30(S)
Jackpot (Ours)	76.66	93.38	30(S)+10(T)
90%			
Baseline	77.01	93.64	
OBD [22]	72.03	91.02	100(T)
SET [31]	70.40	90.10	100(T)
Deep-R [2]	70.20	90.00	100(T)
SNIP [23]	67.21	87.19	100(T)
GraSP [44]	68.14	88.67	150(T)
RigL [7]	72.00	-	100(T)
DNW	74.00	-	100(T)
DPF [26]	74.55	92.13	90(T)
STR [21]	74.31	-	100(T)
Jackpot (Ours)	72.43	91.19	30(S)
Jackpot (Ours)	74.62	92.14	30(S)+10(T)

Table 3. Results for pruning ResNet-50 on ImageNet. We report the top-1 and top-5 accuracy (%), the tuning cost (T), searching cost (S) and the pruning rates of the sparse models.

GraSP [44]. We report top-1 classification accuracy for pruning VGGNet-19 and ResNet-32 under two sparsity levels {90%, 95%}. The weight tuning or search cost, which refers to epochs expenditure for obtaining the final pruned model, is also listed for comparison of the pruning efficiency. Quantitative results are shown in Tabs. 1.

As can be observed, lottery jackpots provide a state-of-the-art performance while leveraging rare pruning computation cost. For example, only 30 epochs are required for finding a lottery jackpot that contains only 10% parameters of VGGNet-19, while attaining a superb top-1 accuracy of 93.87%. In contrast, SNIP takes 160 epochs in total to reach a lower accuracy of 93.65%. Lottery jackpot also serves as a front-runner for pruning ResNet-32. Different from the lottery tickets [8] that need an entire weight tuning process for recovering performance, we directly search for lottery jackpots without modifying the pre-trained weights, resulting in even better pruned models (93.71% v.s. 92.61% for top-1 accuracy) with more than $5\times$ reductions on the pruning cost (30 epochs v.s. 160 epochs). Thus, our lottery jackpots

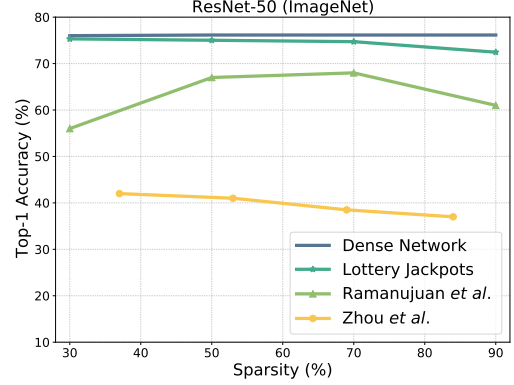


Figure 6. Comparison with the methods of [49] and [39] that search subnets in randomly initialized networks for pruning ResNet-50 on ImageNet.

successfully demonstrate their efficacy for compressing networks with residual modules.

CIFAR-100. Similar to the comparison configuration of CIFAR-10, we show the experimental results of CIFAR-100 in Tab. 2. Compared with the competitors, our lottery jackpots retain better top-1 accuracy under different pruning rates, while charging less pruning cost. For instance, our method can achieve a top-1 accuracy of 74.63% when pruning VGGNet-19 at 95% sparsity, which surpasses other state-of-the-arts by a large margin (4.86%, 4.20%, and 2.84% higher than SET [31], LT [8], and SNIP [23], respectively). Note that it even exceeds the origin dense network by 0.47%. Compared with OBD [22] that conducts fine-tuning after pruning the pre-trained ResNet-32, lottery jackpots can achieve better accuracy under all sparsity levels even without weight tuning process. Such results show that, instead of conducting time-consuming fine-tuning, the key part of network pruning falls in directly locating the lottery jackpots.

ImageNet. We further demonstrate the efficacy of our lottery jackpots for pruning ResNet-50 on the challenging ImageNet dataset. Two pruning rates {80%, 90%} are considered for fair comparison with other state-of-the-arts including OBD [22], SET [31], Deep-R [2], SNIP [23], GraSP [44] RigL [7], DNW [46], DPF [26] and STR [21]. As can be referred in Tab. 3, we can find out a lottery jackpot with only 1/5 computation cost of GraSP (30 epochs for us and 150 epochs for GraSP), while still obtain a pruned model with higher top-1 and top-5 accuracy (75.19% and 92.76% for lottery jackpot v.s. 72.06% and 90.82% for GraSP) under 80% pruning rate. When increasing the sparsity level to 90%, a lottery jackpot that achieves 72.43% in top-1 accuracy with 4.29% and 0.43% improvements over GraSP and RigL, can be successfully searched with fewer epochs (30, 100, and 150 epochs for lottery jackpots, RigL and GraSP, respectively). Moreover, tuning weights from

Search epoch	Tuning epoch	Top-1 acc.
30	0	93.71 \pm 0.08
0	30	93.52 \pm 0.14
30	10	93.82 \pm 0.05
30	30	94.12 \pm 0.06
30	100	94.11 \pm 0.03

Table 4. Top-1 accuracy (%) of pruning ResNet-32 on CIFAR-10 at 90% sparse level with different combinations of weights tuning and search.

this jackpot with only 10 epochs can lead to a state-of-the-art performance (74.62% in top-1 accuracy), surpassing recent strong baselines like DNW (74.00%) and STR (74.31%) by a obvious margin (0.62% and 0.31%, respectively). These results prove that even on the large-scale dataset, the efficiency and superiority of our pre-trained lottery jackpots are still established.

4.3. Comparison with Weight Searching Methods

We further compare the performance of lottery jackpots with other pruning mechanisms based on searching good-perform subnets in randomly initialized networks, whose target can be referred to as Eq. 2. Specifically, [49] optimized an associated probability with each weight for finding the good-perform subnets, while Ramanujan *et al.* [39] went further by proposing the edge-popup algorithm for better results. We show the results for pruning ResNet-50 on ImageNet in Fig. 6.

By searching lottery jackpots in the pre-trained models, we can improve the performance of the pruned model by a large margin under different sparsity levels. Such good-performing property can be reached by [39] and [49] only if they expand the width of original networks exponentially. However, the expansion leads to redundant sparse networks with poor practical value. It is also worth mentioning that our searching process for magnitude-based lottery jackpots takes only 30 epochs, much less than the previous studies (100 epochs). Therefore, it is of great advantage to leverage the pre-trained models, both on performance and efficiency.

4.4. Performance Analysis

In this section, we conduct two experiments to investigate the performance of lottery jackpots. We first study the impact of the combination for searching and tuning weights. Experiments for pruning ResNet-32 on CIFAR-10 are shown in Tab. 4. It can be seen that the performance of searching weights is better than that of tuning weights under the same cost, which well demonstrate our point of locating lottery jackpots. It is also worth to highlight that tuning weight of the founded lottery jackpot with few epochs can further lead to better performance.

Lastly, we investigate the influence of searching epochs

Search epoch	Top-1 acc.	Architecture Overlap
0	10.00 \pm 0.01	100.0%
10	93.02 \pm 0.06	97.9%
30	93.87 \pm 0.09	96.3%
60	93.80 \pm 0.12	95.5%
100	94.32 \pm 0.09	94.4%
300	94.37 \pm 0.14	94.1%
1000	94.36 \pm 0.13	94.1%

Table 5. Top-1 accuracy (%) of lottery jackpots with different epochs and sparse architecture overlap with the magnitude-based pruning for pruning ResNet-32 on CIFAR-10 at 90% sparse level.

for lottery jackpots. Detailedly, while comparing the performance, we also observe the sparse architecture overlap between lottery jackpots and the initial mask $\hat{\mathbf{m}}$ obtained by magnitude pruning. We show the quantitative results in Tab. 5. As the searching epoch begins to increase, the performance of founded lottery jackpots can be boosted and the sparse architecture also changes to some extent. However, such a phenomenon is not consistent with more searching epochs. The performance of lottery jackpots searched with 100 and 1000 epochs are at the same level. Further, the sparse structure of lottery jackpots gradually tends to be stable, and will not change significantly with the increase of searching cost. Thus, only a relatively small amount of computation cost is required to find lottery jackpots, which well demonstrates the efficiency of our approach.

5. Limitations

As stressed throughout the paper, our lottery jackpots are proposed on the premise of pre-trained models, which, we believe, are mostly available from the internet or the client. However, the opportunity exists to be inaccessible to the pre-trained models in some situation, indicating the inapplicability of our lottery jackpots. Besides, the existence of lottery jackpots is based on our experimental observations, while a comprehensive theoretical analysis remains to be excavated in the near future. Lastly, our limited hardware resources disable us to explore the existence of lottery jackpots beyond the convolutional neural networks. We expect to show more results on other tasks such as natural language processing in our future work.

6. Discussion & Conclusion

In the field of network pruning, the state of pre-trained models has been increasingly overlooked. Instead, many researchers devised complex and time-consuming mechanisms for training sparse networks from scratch. On the contrary, in this paper, we re-justify the importance of pre-trained models by revealing the existence of lottery jackpots that, high-performing sub-networks emerge in pre-trained models without the necessity of weight tuning. Further,

we experimentally observe that directly leveraging existing pruning criteria leads to sparse masks that overlap with our lottery jackpot to a notable extent. Among those pruning criteria, the magnitude-based pruning results in the most similar masks with lottery jackpots. Based on this insight, we propose a fast searching mechanism for the lottery jackpots by initializing the sparse mask using magnitude pruning. Extensive experiments demonstrate that our lottery jackpots can achieve comparable or even better performance with many state-of-the-arts without complex expert knowledge for training sparse networks, while greatly reducing the pruning cost.

7. Acknowledge

This work is supported by the National Science Fund for Distinguished Young Scholars (No.62025603), the National Natural Science Foundation of China (No.U1705262, No.62072386, No.62072387, No.62072389, No.62002305, No.61772443, No.61802324 and No.61702136) and Guangdong Basic and Applied Basic Research Foundation (No.2019B1515120049).

References

- [1] Mike Ashby, Christiaan Baaij, Peter Baldwin, Martijn Bastiaan, Oliver Bunting, Aiken Cairncross, Christopher Chalmers, Liz Corrigan, Sam Davis, Nathan van Doorn, et al. Exploiting unstructured sparsity on next-generation datacenter hardware. 2019. [1](#)
- [2] Guillaume Bellec, David Kappel, Wolfgang Maass, and Robert Legenstein. Deep rewiring: Training very sparse deep networks. In *International Conference on Learning Representations (ICLR)*, 2018. [6](#), [7](#)
- [3] Xiangyu Chang, Yingcong Li, Samet Oymak, and Christos Thrampoulidis. Provable benefits of overparameterization in model compression: From double descent to pruning neural networks. In *AAAI Conference on Artificial Intelligence (AAAI)*, pages 6974–6983, 2020. [1](#), [3](#)
- [4] Jia Deng, Wei Dong, Richard Socher, Li-Jia Li, Kai Li, and Li Fei-Fei. Imagenet: A large-scale hierarchical image database. In *IEEE Conference on Computer Vision and Pattern Recognition (CVPR)*, pages 248–255, 2009. [2](#), [5](#), [6](#)
- [5] Xiaohan Ding, Guiguang Ding, Yuchen Guo, and Jungong Han. Centripetal sgd for pruning very deep convolutional networks with complicated structure. In *IEEE Conference on Computer Vision and Pattern Recognition (CVPR)*, pages 4943–4953, 2019. [2](#)
- [6] Erich Elsen, Marat Dukhan, Trevor Gale, and Karen Simonyan. Fast sparse convnets. In *IEEE Conference on Computer Vision and Pattern Recognition (CVPR)*, pages 14629–14638, 2020. [1](#)
- [7] Utku Evci, Trevor Gale, Jacob Menick, Pablo Samuel Castro, and Erich Elsen. Rigging the lottery: Making all tickets winners. In *International Conference on Machine Learning (ICML)*, pages 2943–2952, 2020. [1](#), [2](#), [3](#), [7](#)
- [8] Jonathan Frankle and Michael Carbin. The lottery ticket hypothesis: Finding sparse, trainable neural networks. In *International Conference on Learning Representations (ICLR)*, 2019. [2](#), [3](#), [4](#), [6](#), [7](#)
- [9] Song Han, Jeff Pool, John Tran, and William Dally. Learning both weights and connections for efficient neural network. In *Advances in Neural Information Processing Systems (NeurIPS)*, pages 1135–1143, 2015. [1](#), [2](#), [5](#)
- [10] Babak Hassibi and David Stork. Second order derivatives for network pruning: Optimal brain surgeon. In *Advances in Neural Information Processing Systems (NeurIPS)*, pages 164–171, 1992. [2](#)
- [11] Kohei Hayashi, Taiki Yamaguchi, Yohei Sugawara, and Shin-ichi Maeda. Exploring unexplored tensor network decompositions for convolutional neural networks. In *Advances in Neural Information Processing Systems (NeurIPS)*, pages 5552–5562, 2019. [1](#)
- [12] Soufiane Hayou, Jean-Francois Ton, Arnaud Doucet, and Yee Whye Teh. Pruning untrained neural networks: Principles and analysis. *arXiv preprint arXiv:2002.08797*, 2020. [6](#)
- [13] Kaiming He, Xiangyu Zhang, Shaoqing Ren, and Jian Sun. Deep residual learning for image recognition. In *IEEE Conference on Computer Vision and Pattern Recognition (CVPR)*, pages 770–778, 2016. [2](#), [3](#), [6](#)
- [14] Yang He, Yuhang Ding, Ping Liu, Linchao Zhu, Hanwang Zhang, and Yi Yang. Learning filter pruning criteria for deep convolutional neural networks acceleration. In *IEEE Conference on Computer Vision and Pattern Recognition (CVPR)*, pages 2009–2018, 2020. [1](#)
- [15] Yang He, Ping Liu, Ziwei Wang, Zhilan Hu, and Yi Yang. Filter pruning via geometric median for deep convolutional neural networks acceleration. In *IEEE Conference on Computer Vision and Pattern Recognition (CVPR)*, pages 4340–4349, 2019. [1](#)
- [16] Geoffrey Hinton, Oriol Vinyals, and Jeff Dean. Distilling the knowledge in a neural network. *arXiv preprint arXiv:1503.02531*, 2015. [1](#)
- [17] Itay Hubara, Matthieu Courbariaux, Daniel Soudry, Ran El-Yaniv, and Yoshua Bengio. Binarized neural networks. In *Advances in Neural Information Processing Systems (NeurIPS)*, pages 4107–4115, 2016. [1](#)
- [18] Donggyu Joo, Eojindl Yi, Sunghyun Baek, and Junmo Kim. Linearly replaceable filters for deep network channel pruning. In *AAAI Conference on Artificial Intelligence (AAAI)*, pages 8021–8029, 2021. [1](#)
- [19] Alex Krizhevsky, Geoffrey Hinton, et al. Learning multiple layers of features from tiny images. 2009. [6](#)
- [20] Alex Krizhevsky, Ilya Sutskever, and Geoffrey E. Hinton. Imagenet classification with deep convolutional neural networks. In *Advances in Neural Information Processing Systems (NeurIPS)*, pages 1106–1114, 2012. [5](#)
- [21] Aditya Kusupati, Vivek Ramanujan, Raghav Somani, Mitchell Wortsman, Prateek Jain, Sham Kakade, and Ali Farhadi. Soft threshold weight reparameterization for learnable sparsity. In *International Conference on Machine Learning (ICML)*, pages 5544–5555, 2020. [2](#), [7](#)

- [22] Yann LeCun, John Denker, and Sara Solla. Optimal brain damage. In *Advances in Neural Information Processing Systems (NeurIPS)*, pages 598–605, 1989. 1, 2, 6, 7
- [23] Namhoon Lee, Thalaiyasingam Ajanthan, and Philip Torr. Snip: Single-shot network pruning based on connection sensitivity. In *International Conference on Learning Representations (ICLR)*, 2019. 1, 2, 5, 6, 7
- [24] Hao Li, Asim Kadav, Igor Durdanovic, Hanan Samet, and Hans Peter Graf. Pruning filters for efficient convnets. In *International Conference on Learning Representations (ICLR)*, 2017. 2
- [25] Mingbao Lin, Rongrong Ji, Yan Wang, Yichen Zhang, Baochang Zhang, Yonghong Tian, and Ling Shao. Hrank: Filter pruning using high-rank feature map. In *IEEE Conference on Computer Vision and Pattern Recognition (CVPR)*, pages 1529–1538, 2020. 2
- [26] Tao Lin, Sebastian U Stich, Luis Barba, Daniil Dmitriev, and Martin Jaggi. Dynamic model pruning with feedback. In *International Conference on Learning Representations (ICLR)*, 2020. 7
- [27] Zechun Liu, Wenhan Luo, Baoyuan Wu, Xin Yang, Wei Liu, and Kwang-Ting Cheng. Bi-real net: Binarizing deep network towards real-network performance. *International Journal of Computer Vision (IJCV)*, 128:202–219, 2020. 1
- [28] Zechun Liu, Haoyuan Mu, Xiangyu Zhang, Zichao Guo, Xin Yang, Tim Kwang-Ting Cheng, and Jian Sun. Metapruning: Meta learning for automatic neural network channel pruning. In *International Conference on Computer Vision (ICCV)*, pages 3296–3305, 2019. 2
- [29] Zhuang Liu, Mingjie Sun, Tinghui Zhou, Gao Huang, and Trevor Darrell. Rethinking the value of network pruning. In *International Conference on Learning Representations (ICLR)*, 2019. 4
- [30] Ilya Loshchilov and Frank Hutter. Sgdr: Stochastic gradient descent with warm restarts. In *International Conference on Learning Representations (ICLR)*, 2017. 6
- [31] Decebal Constantin Mocanu, Elena Mocanu, Peter Stone, Phuong H Nguyen, Madeleine Gibescu, and Antonio Liotta. Scalable training of artificial neural networks with adaptive sparse connectivity inspired by network science. *Nature Communications*, 9:1–12, 2018. 1, 2, 3, 6, 7
- [32] Dmitry Molchanov, Arsenii Ashukha, and Dmitry Vetrov. Variational dropout sparsifies deep neural networks. In *International Conference on Machine Learning (ICML)*, pages 2498–2507, 2017. 1, 2
- [33] Pavlo Molchanov, Stephen Tyree, Tero Karras, Timo Aila, and Jan Kautz. Pruning convolutional neural networks for resource efficient inference. In *International Conference on Learning Representations (ICLR)*, 2017. 2
- [34] Hesham Mostafa and Xin Wang. Parameter efficient training of deep convolutional neural networks by dynamic sparse reparameterization. In *International Conference on Machine Learning (ICML)*, pages 4646–4655, 2019. 2, 3
- [35] Laurent Orseau, Marcus Hutter, and Omar Rivasplata. Logarithmic pruning is all you need. In *Advances in Neural Information Processing Systems (NeurIPS)*, pages 2925–2934, 2020. 2, 3, 4
- [36] Jongsoo Park, Sheng R Li, Wei Wen, Hai Li, Yiran Chen, and Pradeep Dubey. Holistic sparsecnn: Forging the trident of accuracy, speed, and size. *arXiv preprint arXiv:1608.01409*, 2016. 1
- [37] Adam Paszke, Sam Gross, Francisco Massa, Adam Lerer, James Bradbury, Gregory Chanan, Trevor Killeen, Zeming Lin, Natalia Gimelshein, Luca Antiga, et al. Pytorch: An imperative style, high-performance deep learning library. In *Advances in Neural Information Processing Systems (NeurIPS)*, pages 8026–8037, 2019. 6
- [38] Bo Peng, Wenming Tan, Zheyang Li, Shun Zhang, Di Xie, and Shiliang Pu. Extreme network compression via filter group approximation. In *European Conference on Computer Vision (ECCV)*, pages 300–316, 2018. 1
- [39] Vivek Ramanujan, Mitchell Wortsman, Aniruddha Kembhavi, Ali Farhadi, and Mohammad Rastegari. What’s hidden in a randomly weighted neural network? In *IEEE Conference on Computer Vision and Pattern Recognition (CVPR)*, pages 11893–11902, 2020. 2, 3, 4, 7, 8
- [40] Adriana Romero, Nicolas Ballas, Samira Ebrahimi Kahou, Antoine Chassang, Carlo Gatta, and Yoshua Bengio. Fitnets: Hints for thin deep nets. *arXiv preprint arXiv:1412.6550*, 2014. 1
- [41] Xiaofeng Ruan, Yufan Liu, Bing Li, Chunfeng Yuan, and Weiming Hu. Dpfps: Dynamic and progressive filter pruning for compressing convolutional neural networks from scratch. In *AAAI Conference on Artificial Intelligence (AAAI)*, pages 2495–2503, 2021. 2
- [42] Karen Simonyan and Andrew Zisserman. Very deep convolutional networks for large-scale image recognition. In *International Conference on Learning Representations (ICLR)*, 2015. 6
- [43] Georg Thimm and Emile Fiesler. Evaluating pruning methods. In *International Symposium on Artificial Neural Networks (ISANN)*, pages 20–25, 1995. 2
- [44] Chaoqi Wang, Guodong Zhang, and Roger Grosse. Picking winning tickets before training by preserving gradient flow. In *International Conference on Learning Representations (ICLR)*, 2020. 2, 5, 6, 7
- [45] Yulong Wang, Xiaolu Zhang, Lingxi Xie, Jun Zhou, Hang Su, Bo Zhang, and Xiaolin Hu. Pruning from scratch. In *AAAI Conference on Artificial Intelligence (AAAI)*, pages 12273–12280, 2020. 2
- [46] Mitchell Wortsman, Ali Farhadi, and Mohammad Rastegari. Discovering neural wirings. In *Advances in Neural Information Processing Systems (NeurIPS)*, pages 2680–2690, 2019. 7
- [47] Mao Ye, Lemeng Wu, and Qiang Liu. Greedy optimization provably wins the lottery: Logarithmic number of winning tickets is enough. In *Advances in Neural Information Processing Systems (NeurIPS)*, pages 16409–16420, 2020. 3
- [48] Sergey Zagoruyko and Nikos Komodakis. Wide residual networks. *arXiv preprint arXiv:1605.07146*, 2016. 3
- [49] Hattie Zhou, Janice Lan, Rosanne Liu, and Jason Yosinski. Deconstructing lottery tickets: Zeros, signs, and the supermask. In *Advances in Neural Information Processing Systems (NeurIPS)*, pages 3597–3607, 2019. 2, 3, 4, 7, 8