

# Efficient Weight Pruning using Pre-trained Lottery Jackpots

Yuxin Zhang<sup>1</sup>, Mingbao Lin<sup>1</sup>, Fei Chao<sup>1</sup>, Guannan Jiang<sup>3</sup>, Yan Wang<sup>4</sup>,  
Yongjian Wu<sup>5</sup>, Wei Zhang<sup>3</sup>, Mingliang Xu<sup>6</sup>, Yonghong Tian<sup>7,8</sup>, Rongrong Ji<sup>1,2,8\*</sup>

<sup>1</sup>MAC Lab, School of Informatics, Xiamen University

<sup>2</sup>Institute of Artificial Intelligence, Xiamen University

<sup>3</sup>Contemporary Amperex Technology Co., Limited

<sup>4</sup>Pinterest <sup>5</sup>Tencent Youtu Lab <sup>6</sup>Zhengzhou University

<sup>7</sup>Peking University <sup>8</sup>Peng Cheng Lab

## Abstract

Network pruning is an effective approach to reduce network complexity without performance compromise. Existing studies achieve the sparsity of neural networks via time-consuming weight tuning or complex search on networks with expanded width, which greatly limits the applications of network pruning. In this paper, we show that high-performing and sparse sub-networks without the involvement of weight tuning, termed “lottery jackpots”, exist in pre-trained models with unexpanded width. For example, we obtain a lottery jackpot that has only 10% parameters and still reaches the performance of the original dense VGGNet-19 without any modifications on the pre-trained weights on CIFAR-10. Furthermore, we observe that the sparse masks derived from many existing pruning criteria have a high overlap with the searched mask of our lottery jackpot, among which, the magnitude-based pruning results in the most similar mask with ours. Based on this insight, we initialize our sparse mask using the magnitude-based pruning, resulting in at least 3× cost reduction on the lottery jackpot search while achieving comparable or even better performance. Specifically, our magnitude-based lottery jackpot removes 90% weights in the ResNet-50, while easily obtains more than 70% top-1 accuracy using only 10 searching epochs on ImageNet. Our project is at <https://github.com/zyxxmu/lottery-jackpots>.

## Introduction

The ever-increasing model complexity has greatly limited the real-world applications of deep neural networks (DNNs) on edge devices. Various methods have been proposed to mitigate this obstacle by the vision community. Generally, existing researches can be divided into network pruning (Han et al. 2015; Liu et al. 2020), parameter quantization (Hubara et al. 2016; Liu et al. 2021), and knowledge distillation (Romero et al. 2014). Among these techniques, network pruning has been known as one of the most leading approaches with notable reductions on the network complexity, while carrying minimal performance degradation (Elsen et al. 2020; Guo, Ouyang, and Xu 2020).

Given a large-scale neural network, network pruning removes a portion of parameters to obtain a sparse sub-network. Extensive pruning algorithms have been proposed over the past few years (Molchanov, Ashukha, and Vetrov

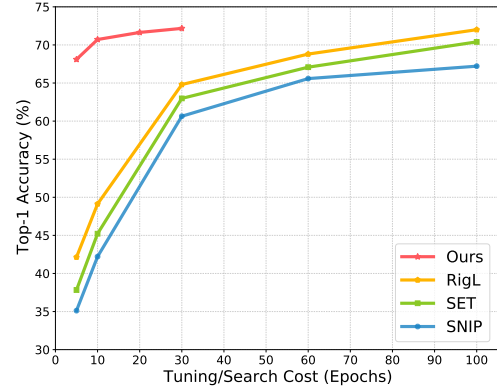


Figure 1: Tuning/Search cost v.s. top-1 accuracy of ResNet-50 with a sparse rate of 90% on ImageNet. Our method can quickly find the high-performing sparse networks (lottery jackpots) without modifications on the trained weights, while existing methods such as SET (Mocanu et al. 2018), SNIP (Lee, Ajanthan, and Torr 2019) and RigL (Evci et al. 2020) conduct pruning via a time-consuming weight tuning process to recover the performance. Each dot in the figure indicates a complete training with cosine annealing. Best viewed in color.

2017; Chang et al. 2020; Joo et al. 2021). Typical approaches devise various importance criteria to prune weights on the basis of pre-trained models, which is reasonable since the pre-trained models are widely available in many real scenes (LeCun, Denker, and Solla 1989; Han et al. 2015; He et al. 2020). Other studies conduct pruning from scratch by imposing a sparsity regularization upon the network loss, or directly prune from randomly initialized weights (Mostafa and Wang 2019; Evci et al. 2020; Wang et al. 2020). Although progress has been made to reduce the size of network parameters with little degradation in accuracy, existing methods still require a time-consuming weight tuning process to recover the performance of pruned models as shown in Fig. 1. For instance, when pruning the well-known ResNet-50 (He et al. 2016) on ImageNet (Deng et al. 2009), most methods require over 100 epochs to fine-tune the pruned model (Mostafa and Wang 2019; Kusupati et al.

\*Corresponding Author: rrji@xmu.edu.cn

2020; Evci et al. 2020), cost of which is basically the same with training a full-size model. Thus, the compressed models come at the cost of expensive weight tuning, which greatly restricts practical applications of existing researches.

The lottery tickets hypothesis (Frankle and Carbin 2019) reveals that a randomly initialized network contains lottery ticket sub-networks that can reach good performance after appropriate weight tuning. In light of this, more recent studies further discover that these lottery tickets emerge even without the necessity of weight tuning (Ramanujan et al. 2020; Zhou et al. 2019; Orseau, Hutter, and Rivasplata 2020). However, a complex search algorithm has to be conducted upon randomly initialized weights, the cost of which is even higher than tuning the weights since the width of the original network is usually exponentially expanded to ensure the finding of high-performing lottery tickets.

In this paper, we innovatively reveal that high-performing sub-networks can be fast located in pre-trained models. We term these sub-networks as lottery jackpots in this paper. First, different from existing work (Ramanujan et al. 2020; Zhou et al. 2019; Orseau, Hutter, and Rivasplata 2020) which searches for the lottery tickets in a randomly initialized network with width expansion, our lottery jackpots are built on top of an unexpanded pre-trained model. For example, a lottery jackpot can be found in the pre-trained VGGNet-19 on CIFAR-10, which has only 10% parameters of the original network while still matching the performance of the full model without any modifications on the trained weights. We further look into existing weight-tuning based pruning criteria (Han et al. 2015; Lee, Ajanthan, and Torr 2019; Wang, Zhang, and Grosse 2020), and then observe a high overlap between the sparsity masks from these existing pruning criteria and the searched mask from our lottery jackpot. Among them, the magnitude-based pruning criterion results in the most similar sparsity pattern. This inspires us to initialize our mask with magnitude pruning as a warm-up for searching our lottery jackpots. As a result, at least  $3\times$  reductions on the search cost are observed when comparing to existing weight search methods on the randomly initialized networks (Ramanujan et al. 2020; Zhou et al. 2019) or weight tuning methods (Mostafa and Wang 2019; Evci et al. 2020; Mocanu et al. 2018). For instance, our magnitude-based lottery jackpot prunes the ResNet-50 by removing 90% weights while reaching the top-1 accuracy of 70% using only 10 search epochs on ImageNet and achieving comparable performance with state-of-the-art methods using only 30 search epochs, as illustrated in Fig. 1.

Overall, our contributions are summarized as:

- We find that pre-trained models contain high-performing sub-networks without the necessity of weight tuning. Moreover, our search for these sub-networks is built on the top of no expansion of the network width.
- We discover that existing weight-tuning based pruning criteria often generate a similar sparsity mask with our searched mask. Inspired by this discovery, we propose to use the magnitude-based sparsity mask as a warm-up for the weight search, leading to an efficient search for our lottery jackpots.

- Extensive experiments demonstrate the effectiveness and efficiency of our proposed approach for network pruning. The high-performing sub-networks can be expeditiously found in pre-trained models with at least  $3\times$  reductions on the computation cost in comparison with the existing methods.

## Related Work

**Neural Network Pruning.** Pruning neural networks has been demonstrated to be an effective approach for compressing large models in the past decades (LeCun, Denker, and Solla 1989; Hassibi and Stork 1992; Thimm and Fiesler 1995). Earlier techniques usually implement pruning by designing various importance criteria upon pre-trained models (Han et al. 2015; Molchanov, Ashukha, and Vetrov 2017; LeCun, Denker, and Solla 1989). For instance, (Han et al. 2015) considered the magnitude of weights and (Molchanov et al. 2017) treated Taylor expansion that approximates changes in the loss function as the pruning principle.

Recently, a plurality of studies has questioned the role of pre-trained models by devising well-performing pruning algorithms without the dependency on the pre-trained models. For example, Sparse Evolutionary Training (SET) (Mocanu et al. 2018) cultivates sparse weights throughout training in a prune-redistribute-regrowth manner while training the models from scratch. (Evci et al. 2020) further proposed RigL, which uses weight magnitude and gradient information to improve the sparse networks optimization. Other work directly prunes a randomly initialized model by considering the connection sensitivity as an importance measure (Lee, Ajanthan, and Torr 2019) or maximizing the gradient of the pruned sub-network (Wang, Zhang, and Grosse 2020).

There are also multiple studies that remove the entire neurons or convolution filters to achieve a high-level acceleration through parallelization (Li et al. 2017; Ding et al. 2019; Liu et al. 2019a; Lin et al. 2020a; Ruan et al. 2021). However, these methods often suffer severe performance degradation, and thus the complexity reduction is often very limited. In this paper, we focus on weight pruning that removes individual weights to achieve a high sparsity level.

**Lottery Tickets Hypothesis.** The lottery ticket hypothesis was originally proposed in (Frankle and Carbin 2019) which reveals the existence of sub-networks (*a.k.a.*, “winning tickets”) in a randomly-initialized neural network that can match the test accuracy of the original network when trained in isolation. (Zhou et al. 2019) further proved the potential existence of lottery tickets that can achieve good performance without retraining the weights. Inspired by this progress, (Ramanujan et al. 2020) designed an edge-popup algorithm to search for these sub-networks within the randomly initialized weights. They found a sub-network of the Wide ResNet-50 (Zagoruyko and Komodakis 2016) that is lightly smaller than, but matches the performance of ResNet-34 (He et al. 2016) on ImageNet. Later, such sub-networks are further confirmed by (Orseau, Hutter, and Rivasplata 2020) and (Ye, Wu, and Liu 2020).

Unfortunately, finding the sub-networks without weight tuning strongly relies on the original networks to be sufficiently over-parameterized. To this end, the width of ran-

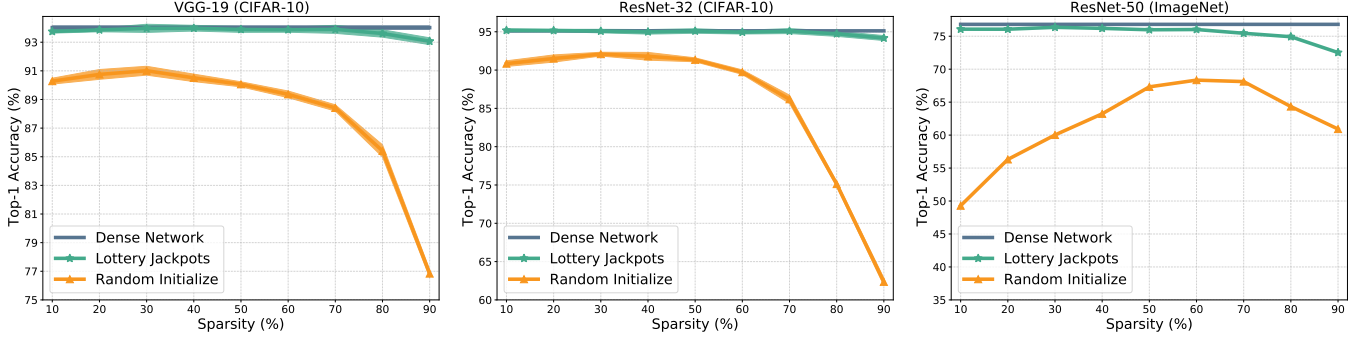


Figure 2: Performance of our lottery jackpots searched from pre-trained models without modifying any convergent weights and subnets searched from random initialized networks at different sparsity levels. Best viewed in color.

domly initialized networks is usually exponentially expanded, which however increases the search complexity (Orseau, Hutter, and Rivasplata 2020; Chang et al. 2020). As a result, the cost of searching these sub-networks is even higher than weight tuning. Moreover, the searched sub-networks are still redundant with unsatisfying accuracy, far away from the purpose of network pruning (Ramanujan et al. 2020). Thus, it is of great urgency to find out the high-performing lottery tickets with a small search complexity.

## Methodology

### Preliminary

Let the weight vector of a full network be  $\mathbf{w} \in \mathbb{R}^k$  where  $k$  is the weight size. Technically, network pruning can be viewed as applying a mask  $\mathbf{m} \in \{0, 1\}^k$  on  $\mathbf{w}$  to indicate whether to preserve or remove some of the weights. Given a desired global sparsity  $p$ , the conventional objective of network pruning can be formulated as:

$$\min_{\mathbf{w}, \mathbf{m}} \mathcal{L}(\mathbf{m} \odot \mathbf{w}; \mathcal{D}), \quad \text{s.t.} \quad 1 - \frac{\|\mathbf{m}\|_0}{k} \geq p, \quad (1)$$

where  $\mathcal{D}$  is the observed dataset,  $\mathcal{L}$  represents the loss function,  $\|\cdot\|_0$  means the standard  $\ell_0$ -norm, and  $\odot$  denotes the element-wise multiplication.

As can be seen from Eq. 1, most previous methods (Mocanu et al. 2018; Mostafa and Wang 2019; Evci et al. 2020) pursue sparse DNNs by tuning the given weight vector  $\mathbf{w}$  while learning the mask  $\mathbf{m}$ . Though tuning the weights increases the performance of pursued sparse networks, its heavy time-consumption becomes a severe bottleneck for practical deployments as discussed before.

Inspired by the lottery tickets hypothesis (Frankle and Carbin 2019) which indicates a randomly initialized network contain sub-networks (lottery tickets) that can reach considerable accuracy, recent studies (Ramanujan et al. 2020; Zhou et al. 2019; Orseau, Hutter, and Rivasplata 2020) proposed to search for these lottery tickets upon the initialized weights without the necessity of weight tuning. Basically, their learning objective can be given as:

$$\min_{\mathbf{m}} \mathcal{L}(\mathbf{m} \odot \mathbf{w}; \mathcal{D}), \quad \text{s.t.} \quad 1 - \frac{\|\mathbf{m}\|_0}{k} \geq p. \quad (2)$$

The main difference between Eq. 1 and Eq. 2 is that the  $\mathbf{w}$  is regarded as a constant vector to get rid of the dependency on weight tuning. Nevertheless, Eq. 2 cannot break the limitation of time consumption: The high-performing ticket without weight tuning rarely exists in a randomly initialized network, thus the network width is usually exponentially expanded to ensure the existence of lottery tickets (Zhou et al. 2019; Ramanujan et al. 2020; Orseau, Hutter, and Rivasplata 2020). This increases the search space, and thus more search cycles are required. As a result, the search cost is even higher than tuning the weights in Eq. 1. To solve the time-consuming problem, in what follows, we first reveal that the lottery tickets exist in the pre-trained models without the need of network width expansion, and then provide a fast manner for searching these lottery tickets.

### Lottery Jackpots in Pre-trained Models

We aim to verify the existence of lottery tickets without weight tuning in the pre-trained model, termed lottery jackpots. The rationale behind this is that the pre-trained models are usually widely available in practice, which should be made full use of. Thus, our target for finding lottery jackpots can be reformulated as:

$$\min_{\mathbf{m}} \mathcal{L}(\mathbf{m} \odot \tilde{\mathbf{w}}; \mathcal{D}), \quad \text{s.t.} \quad 1 - \frac{\|\mathbf{m}\|_0}{k} \geq p, \quad (3)$$

where  $\tilde{\mathbf{w}}$  represents the pre-trained weight vector, which differs our method from previous work (Zhou et al. 2019; Ramanujan et al. 2020) that search for the lottery tickets in a randomly initialized network with expanded width.

To prove the existence of lottery jackpots in an unwidened pre-trained model, we adopt the edge-popup (Ramanujan et al. 2020) to search for the lottery jackpots. Specifically, the mask  $\mathbf{m} \in \{0, 1\}^k$  is firstly relaxed to a randomly initialized  $\tilde{\mathbf{m}} \in [0, 1]^k$ . Denote the input of the  $l$ -th layer as  $\mathbf{I}_l$ , and then the output  $\mathbf{O}_l$  is obtained as

$$\mathbf{O}_l = (h(\tilde{\mathbf{m}}_l) \odot \mathbf{w}_l) \otimes \mathbf{I}_l, \quad (4)$$

where  $\otimes$  represents the convolutional operation,  $\tilde{\mathbf{m}}_l$  and  $\mathbf{w}_l$  respectively denote the relaxed mask and weight vector of

<sup>1</sup>We omit the non-linear layer for simplicity.

the  $l$ -th layer, and  $h(\cdot)$  is defined as:

$$h(\bar{\mathbf{m}}_l^i) = \begin{cases} 0, & \text{if } \bar{\mathbf{m}}_l^i \text{ is in the top-}p\% \text{ smallest of } \bar{\mathbf{m}}_l, \\ 1, & \text{otherwise,} \end{cases} \quad (5)$$

where  $i \in \{1, 2, \dots, k^l\}$  and  $k^l$  is the weight size in the  $l$ -th layer.

During the network back-propagation, the straight-through-estimator (STE) is used to calculate the gradient of the loss  $\mathcal{L}$  w.r.t. the relaxed mask  $\bar{\mathbf{m}}_l$  as:

$$\frac{\partial \mathcal{L}}{\partial \bar{\mathbf{m}}_l} = \frac{\partial \mathcal{L}}{\partial \mathbf{O}_l} \frac{\partial \mathbf{O}_l}{\partial h} \frac{h}{\bar{\mathbf{m}}_l} \approx \frac{\partial \mathcal{L}}{\partial \mathbf{O}_l} \frac{\partial \mathbf{O}_l}{\partial h}. \quad (6)$$

Without any expansion of the network width, we conduct weight search on various pre-trained models to verify the existence of lottery jackpots. As can be surprisingly observed in Fig. 2, given any sparsity level, the lottery jackpots can be found in all pre-trained networks. For example, a lottery jackpot can be found in the ResNet-32 pre-trained on CIFAR-10, which has only 10% parameters while retaining over 94% top-1 accuracy. Lottery jackpots also outperform sub-networks searched from randomly initialized networks by a large margin, which need the original networks to be exponentially expanded for better performance (Ramanujan et al. 2020; Zhou et al. 2019; Orseau, Hutter, and Rivasplata 2020). Moreover, the found lottery jackpots can achieve comparable or even better performance than state-of-the-arts in network pruning, which is quantitatively shown in the next section.

**Discussion.** Recent studies hold a different view that the pre-trained models are not necessary. For example, the well-known lottery tickets hypothesis (Frankle and Carbin 2019) finds that sparse networks can be trained in isolation to achieve considerable accuracy even without a pre-trained model. (Liu et al. 2019b) stated that inheriting weights from pre-trained models is not necessarily optimal. However, their claims are built on the basis of a time-consuming weight tuning which helps to recover the accuracy performance. In contrast, our lottery jackpots in this paper re-justify the importance of the pre-trained models where high-performing sub-networks already exist without the necessity of weight tuning and network width expansion. Thus, the community might focus more on how to locate these lottery jackpots efficiently, which is also our important study in what follows.

## A Fast Search for Lottery Jackpots

Though the existence of lottery jackpots greatly highlights the values of the pre-trained models in network pruning, the weight search (e.g., edge-pop) still leads to a significant time consumption even though the network width is not necessarily to be expanded. For example, it takes around 100 search epochs on ImageNet (Deng et al. 2009) to successfully find the lottery jackpots. Thus, it is of great need to shorten the weight search process to find the lottery jackpots quickly.

(Han et al. 2015) observed an interesting phenomenon of “free lunch” that using the magnitude to prune the pre-trained AlexNet (Krizhevsky, Sutskever, and Hinton 2012) on ImageNet without weight tuning leads to no performance

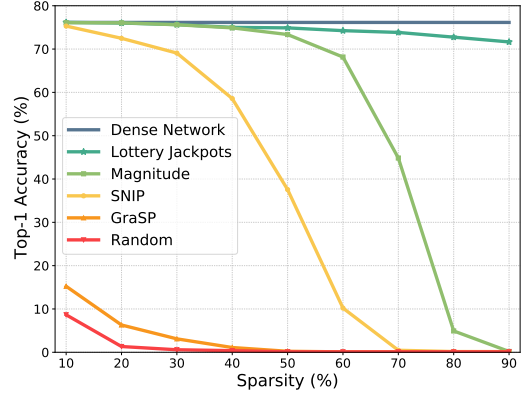


Figure 3: The comparison of accuracy performance between our searched lottery jackpots and existing pruning criteria without weight tuning (ResNet-50 on ImageNet). Best viewed in color.

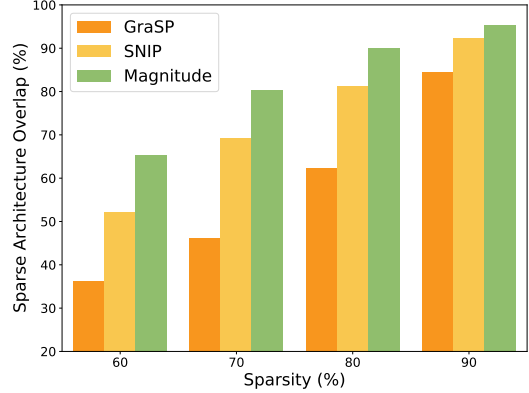


Figure 4: The comparison of sparse architecture overlap between our searched lottery jackpots and existing pruning criteria without weight tuning (ResNet-50 on ImageNet). Best viewed in color.

drops when the sparsity is less than 50%. Despite its simplicity, the model performance degenerates sharply in a higher sparsity. In contrast, our lottery jackpots can retain good performance at most sparsity levels as shown in Fig. 2. This inspires us to explore the potential linkage to accelerate the search of our high-performing lottery jackpots. To this end, we first define the following ratio of sparse mask overlap to measure the similarity of two masks as:

$$Overlap(\mathbf{m}, \hat{\mathbf{m}}) = 1 - \frac{\|h(\mathbf{m}) - h(\hat{\mathbf{m}})\|_1}{k}. \quad (7)$$

It is easy to know that a larger overlap rate indicates two more similar masks. Then, we consider various pruning criteria in existing weight-tuning based works and compare their masks with the searched mask of our lottery jackpot. We briefly revisit these criteria as follows:

**Magnitude** (Han et al. 2015). This method uses the magnitude of each weight as an importance score and removes

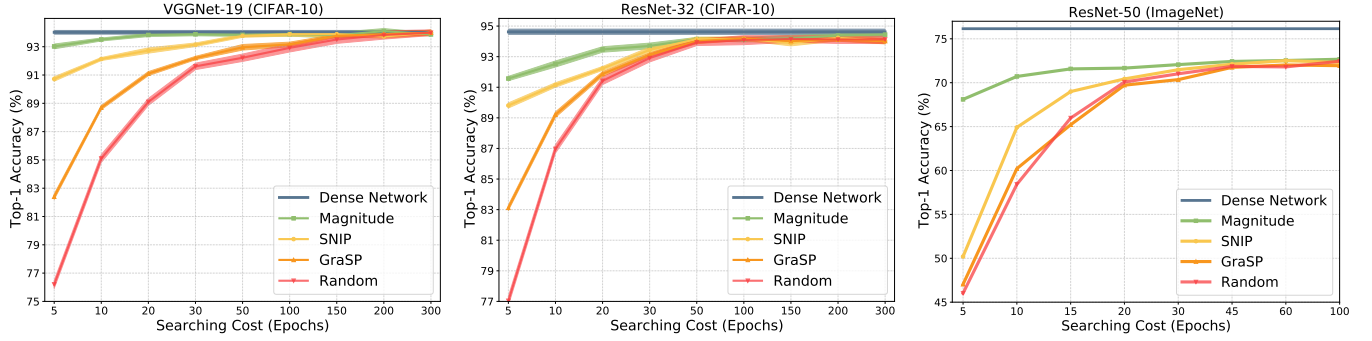


Figure 5: Convergence ability of our lottery jackpots using the masks of existing pruning criteria as a warm-up initialization for the weight search in different networks and benchmarks (90% sparsity). As can be seen, with the mask from the magnitude pruning as the initialization, our weight search can easily get convergence with less computation cost. Best viewed in color.

weights with small magnitude.

**SNIP** (Lee, Ajanthan, and Torr 2019). The connection sensitivity to the loss is considered as an importance measure, and then unimportant connections are removed. The importance score is specifically defined as  $\|\mathbf{w} \odot \mathbf{g}\|_1$ , where  $\mathbf{g}$  denotes the gradient of  $\mathbf{w}$ .

**GraSP** (Wang, Zhang, and Grosse 2020). It first computes the Hessian-gradient product  $\mathbf{h}_l$  of the  $l$ -th layer using the sampled training data. And then, it removes weights with a higher score that is defined as  $-\mathbf{w}_l \odot \mathbf{h}_l$  for preserving the gradient flow.

**Random**. We first randomly initialize the relaxed  $\tilde{\mathbf{m}} \in [0, 1]$ , and then remove weights corresponding to low-score relaxed mask values.

In Fig. 3, we show the performance of the pruned models by the above pruning criteria without weight tuning. As can be observed, our lottery tickets outperform the pruned models by a large margin as the network sparsity goes up. Further, Fig. 4 indicates a large ratio of overlap between the masks of existing methods and our searched mask. Among them, the magnitude-based pruning takes the top position. For example, the overlap between magnitude-based mask and our lottery jackpot is more than 95% when removing around 90% parameters of ResNet-50. This discovery indicates that a very small portion of the pruned mask from existing pruning criteria needs to be corrected to fit our searched mask without the necessity of a time-consuming weight tuning process in existing work.

Thus, we propose to leverage the mask  $\tilde{\mathbf{m}}$  from existing pruning criteria as a warm-up initialization of our searched mask  $\mathbf{m}$  for the lottery jackpots, after which, the edge-popup algorithm is used to search for the lottery jackpots. Overall, our target of finding the lottery jackpots can be reformulated as:

$$\min_{\mathbf{m}} \mathcal{L}(h(\mathbf{m}) \odot \tilde{\mathbf{w}}; \mathcal{D}), \text{ s.t. } 1 - \frac{\|h(\mathbf{m})\|_0}{k} \geq p. \quad (8)$$

Then, we conduct experiments using different initialized masks from the pruning criteria mentioned above. As can be seen from Fig. 5, different warm-up initializations offer a faster convergence of weight search in finding our lottery

jackpots. Particularly, with magnitude-based mask as the initialization, a high-performing lottery jackpot removing around 90% parameters of VGGNet-19, is located quickly using only 30 search epochs. In contrast, it is usually 300 search epochs that are used to find out a comparable lottery jackpot with randomly initialized weights. Thus, a significant search complexity can be reduced when using the magnitude-based mask as the initialization.

## Experiments

### Settings

**Datasets.** We consider representative benchmarks with different scales for image classification. For small-scale dataset, we choose CIFAR-10 (Krizhevsky, Hinton et al. 2009). CIFAR-10 contains 60,000 color images of 10 different classes, with 6,000 images in each class. For large-scale dataset, we elect the challenging ImageNet-1K (Deng et al. 2009), which contains over 1.2 million images for training and 50,000 validation images in 1,000 categories.

**Networks.** For CIFAR-10, we find lottery jackpots in the classic VGGNet-19 (Simonyan and Zisserman 2015) and ResNet-32 (He et al. 2016). Following previous studies (Wang, Zhang, and Grosse 2020; Hayou et al. 2020), we double the filter numbers of each convolution layer of ResNet-32 to make it suitable to fit the dataset. For the ImageNet dataset, we demonstrate the efficacy of lottery jackpots for pruning ResNet-50 (He et al. 2016), which serves as a typical backbone for network pruning community.

**Implementation Details.** To fast find out lottery jackpots, we first initialize mask  $\tilde{\mathbf{m}}$  using magnitude pruning on the basis of the pre-trained weights. After then, we adopt the edge-popup to search for lottery jackpots using the SGD optimizer with an initial learning rate of 0.1 for all experiments. With different total epochs for searching, i.e., 10 and 30, we adjust the learning rate with the cosine scheduler (Loshchilov and Hutter 2017). The momentum is set to 0.9 and the batch size is set to 256. The weight decay is set to  $5 \times 10^{-4}$  on CIFAR-10 and  $1 \times 10^{-4}$  on ImageNet. Besides, we find that tuning weight of the founded lottery jackpots with negligible cost can further improve the performance,



Table 1: Results for pruning VGGNet-19 on CIFAR-10. We report the top-1 accuracy (%), the tuning cost (T), searching cost (S) and the pruning rates of the sparse models.

Pruning rate	90%	95%	Epoch
Baseline	94.23	-	-
OBD	93.74	93.58	160(T)
SET	92.46	91.73	160(T)
Deep-R	90.81	89.59	160(T)
SNIP	93.65	93.43	160(T)
GraSP	93.01	92.82	160(T)
LT	93.66	93.39	160(T)
<b>Jackpot (Ours)</b>	<b>93.87±0.09</b>	<b>93.52±0.12</b>	<b>30(S)</b>
<b>Jackpot (Ours)</b>	<b>93.96±0.16</b>	<b>93.82±0.17</b>	<b>160(S)</b>

Table 2: Results for pruning ResNet-32 on CIFAR-10. We report the top-1 accuracy (%), the tuning cost (T), searching cost (S) and the pruning rates of the sparse models.

Pruning rate	90%	95%	Epoch
Baseline	94.62	-	-
OBD	94.17	93.29	160(T)
SET	92.30	90.76	160(T)
Deep-R	91.62	89.84	160(T)
SNIP	92.59	91.01	160(T)
GraSP	92.79	91.80	160(T)
LT	92.61	91.37	160(T)
<b>Jackpot (Ours)</b>	<b>93.71±0.08</b>	<b>92.92±0.13</b>	<b>30(S)</b>
<b>Jackpot (Ours)</b>	<b>94.41±0.09</b>	<b>93.42±0.15</b>	<b>160(S)</b>

*i.e.*, freezing  $\hat{\mathbf{m}}$  after searching and tuning  $\tilde{\mathbf{w}}$  for a very few epochs. These experiments are denoted as searching cost (S) + tuning cost (T) in Tab. 3. For fair comparisons, we conduct data argumentation for image pre-processing including crop and horizontal flip, which is the same as the official implementation in Pytorch (Paszke et al. 2019). We repeat all of our experiments three times on CIFAR-10 with different seeds, and report the mean and standard deviation of top-1 classification accuracy. On the ImageNet, we run all experiments one time due to the heavy resource consumption, and report both top-1 and top-5 classification accuracy. All experiments are run on NVIDIA Tesla V100 GPUs.

### Comparison with Weight Tuning Methods

**CIFAR-10.** On CIFAR-10, we compare lottery jackpots with many competitors including OBD (LeCun, Denker, and Solla 1989), SET (Mocanu et al. 2018), Deep-R (Bellec et al. 2018), Lottery Tickets (LT) (Frankle and Carbin 2019), SNIP (Lee, Ajanthan, and Torr 2019), and GraSP (Wang, Zhang, and Grosse 2020). We report top-1 classification accuracy for pruning VGGNet-19 and ResNet-32 under two sparsity levels {90%, 95%}. The weight tuning or search cost, which refers to epochs expenditure for obtaining the final pruned model, is also listed for comparison of the pruning efficiency. Quantitative results are shown in Tabs. 1 and 2.

As can be observed, lottery jackpots provide a state-of-

Table 3: Results for pruning ResNet-50 on ImageNet. We report the top-1 and top-5 accuracy (%), the tuning cost (T), searching cost (S) and the pruning rates of the sparse models.

Pruning Rate	Top-1 acc.	Top-5 acc.	Epoch
80%			
Baseline	77.01	93.64	
OBD	74.75	92.41	100(T)
SET	72.60	91.20	100(T)
Deep-R	71.70	90.60	100(T)
GraSP	72.06	90.82	150(T)
RigL	74.60	-	100(T)
DNW	76.00	-	100(T)
DPF	75.48	92.59	90(T)
STR	76.12	-	100(T)
<b>Jackpot (Ours)</b>	<b>75.19</b>	<b>92.76</b>	<b>30(S)</b>
<b>Jackpot (Ours)</b>	<b>76.66</b>	<b>93.38</b>	<b>30(S)+10(T)</b>
90%			
Baseline	77.01	93.64	
OBD	72.03	91.02	100(T)
SET	70.40	90.10	100(T)
Deep-R	70.20	90.00	100(T)
SNIP	67.21	87.19	100(T)
GraSP	68.14	88.67	150(T)
RigL	72.00	-	100(T)
DNW	74.00	-	100(T)
DPF	74.55	92.13	90(T)
STR	74.31	-	100(T)
<b>Jackpot (Ours)</b>	<b>72.43</b>	<b>91.19</b>	<b>30(S)</b>
<b>Jackpot (Ours)</b>	<b>74.62</b>	<b>92.14</b>	<b>30(S)+10(T)</b>

the-art performance while leveraging rare pruning computation cost. For example, only 30 epochs are required for finding a lottery jackpot that contains only 10% parameters of VGGNet-19, while attaining a superb top-1 accuracy of 93.87%. In contrast, SNIP takes 160 epochs in total to reach a lower accuracy of 93.65%. Lottery jackpot also serves as a front-runner for pruning ResNet-32. Different from the lottery tickets (Frankle and Carbin 2019) that need an entire weight tuning process for recovering performance, we directly search for lottery jackpots without modifying the pre-trained weights, resulting in even better pruned models (93.71% *v.s.* 92.61% for top-1 accuracy) with more than  $5\times$  reductions on the pruning cost (30 epochs *v.s.* 160 epochs). Thus, our lottery jackpots successfully demonstrate their efficacy for compressing networks with residual modules.

**ImageNet.** We further demonstrate the efficacy of our lottery jackpots for pruning ResNet-50 on the challenging ImageNet dataset. Two pruning rates {80%, 90%} are considered for fair comparison with other state-of-the-arts including OBD (LeCun, Denker, and Solla 1989), SET (Mocanu et al. 2018), Deep-R (Bellec et al. 2018), SNIP (Lee, Ajanthan, and Torr 2019), GraSP (Wang, Zhang, and Grosse 2020) RigL (Evci et al. 2020), DNW (Wortsman, Farhadi, and Rastegari 2019), DPF (Lin et al. 2020b) and STR (Kusupati et al. 2020). As can be referred in Tab. 3, we can find out a lottery jackpot with only 1/5 computation cost of GraSP

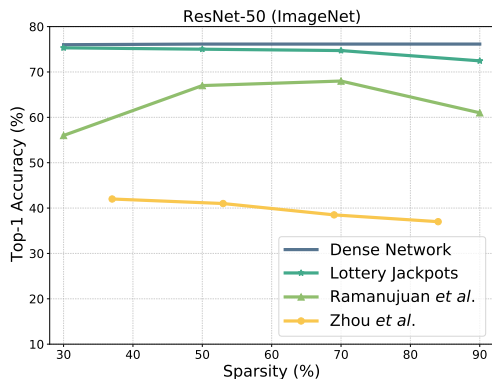


Figure 6: Comparison with the methods of (Zhou et al. 2019) and (Ramanujan et al. 2020) that search subnets in randomly initialized networks for pruning ResNet-50 on ImageNet.

(30 epochs for us and 150 epochs for GraSP), while still obtain a pruned model with higher top-1 and top-5 accuracy (75.19% and 92.76% for lottery jackpot *v.s.* 72.06% and 90.82% for GraSP) under 80% pruning rate. When increasing the sparsity level to 90%, a lottery jackpot that achieves 72.43% in top-1 accuracy with 4.29% and 0.43% improvements over GraSP and RigL, can be successfully searched with fewer epochs (30, 100, and 150 epochs for lottery jackpots, RigL and GraSP, respectively). Moreover, tuning weights from this jackpot with only 10 epochs can lead to a state-of-the-art performance (74.62% in top-1 accuracy), surpassing recent strong baselines like DNW (74.00%) and STR (74.31%) by a obvious margin (0.62% and 0.31%, respectively). These results prove that even on the large-scale dataset, the efficiency and superiority of our pre-trained lottery jackpots are still established.

### Comparison with Weight Searching Methods

We further compare the performance of lottery jackpots with other pruning mechanisms based on searching good-perform subnets in randomly initialized networks, whose target can be referred to as Eq. 2. Specifically, (Zhou et al. 2019) optimized an associated probability with each weight for finding the good-perform subnets, while Ramanujan *et al.* (Ramanujan et al. 2020) went further by proposing the edge-popup algorithm for better results. We show the results for pruning ResNet-50 on ImageNet in Fig. 6.

By searching lottery jackpots in the pre-trained models, we can improve the performance of the pruned model by a large margin under different sparsity levels. Such good-performing property can be reached by (Ramanujan et al. 2020) and (Zhou et al. 2019) only if they expand the width of original networks exponentially. However, the expansion leads to redundant sparse networks with poor practical value. It is also worth mentioning that our searching process for magnitude-based lottery jackpots takes only 30 epochs, which is much less than the previous studies (100 epochs). Therefore, it is of great advantage to leverage the pre-trained

Table 4: Top-1 accuracy (%) of lottery jackpots searched with different epochs and sparse architecture overlap with the magnitude-based pruning for pruning ResNet-32 on CIFAR-10.

Search epoch	Top-1 acc.	Architecture overlap
0	10.00±0.01	100.0%
10	93.02±0.06	97.9%
30	93.87±0.09	96.3%
60	93.80±0.12	95.5%
100	94.32±0.09	94.4%
300	94.37±0.14	94.1%
500	94.35±0.12	94.0%
1000	94.36±0.13	94.1%

models, both on performance and efficiency.

### Performance Analysis

In this section, we investigate the influence of searching epochs for lottery jackpots. Detailedly, while comparing the performance, we also observe the sparse architecture overlap between lottery jackpots and the initial mask  $\hat{m}$  obtained by magnitude pruning. We show the quantitative results in Tab. 4. As the searching epoch begins to increase, the performance of founded lottery jackpots can be boosted and the sparse architecture also changes to some extent. However, such a phenomenon is not consistent with more searching epochs. The performance of lottery jackpots searched with 100 and 1000 epochs are at the same level. Further, the sparse structure of lottery jackpots gradually tends to be stable, and will not change significantly with the increase of searching cost. Thus, only a relatively small amount of computation cost is required to find lottery jackpots, which well demonstrates the efficiency of our approach.

### Discussion & Conclusion

In the field of network pruning, the state of pre-trained models has been increasingly overlooked. Instead, many researchers devised complex and time-consuming mechanisms for training sparse networks from scratch. On the contrary, in this paper, we re-justify the importance of pre-trained models by revealing the existence of lottery jackpots that, high-performing sub-networks emerge in pre-trained models without the necessity of weight tuning. Further, we experimentally observe that directly leveraging existing pruning criteria leads to sparse masks that overlap with our lottery jackpot to a notable extent. Among those pruning criteria, the magnitude-based pruning results in the most similar masks with lottery jackpots. Based on this insight, we propose a fast searching mechanism for the lottery jackpots by initializing the sparse mask using magnitude pruning. Extensive experiments demonstrate that our lottery jackpots can achieve comparable or even better performance with many state-of-the-arts without complex expert knowledge for training sparse networks, while greatly reducing the pruning cost. Our work suggests further investigation on how to efficiently locate the non-overlapping parts without the involvement of a search process.

## References

- Bellec, G.; Kappel, D.; Maass, W.; and Legenstein, R. 2018. Deep rewiring: Training very sparse deep networks. In *International Conference on Learning Representations (ICLR)*.
- Chang, X.; Li, Y.; Oymak, S.; and Thrampoulidis, C. 2020. Provable benefits of overparameterization in model compression: From double descent to pruning neural networks. In *Proceedings of the AAAI Conference on Artificial Intelligence (AAAI)*, 6974–6983.
- Deng, J.; Dong, W.; Socher, R.; Li, L.-J.; Li, K.; and Fei-Fei, L. 2009. Imagenet: A large-scale hierarchical image database. In *IEEE conference on computer vision and pattern recognition (CVPR)*, 248–255.
- Ding, X.; Ding, G.; Guo, Y.; and Han, J. 2019. Centripetal sgd for pruning very deep convolutional networks with complicated structure. In *Proceedings of the IEEE/CVF Conference on Computer Vision and Pattern Recognition (CVPR)*, 4943–4953.
- Elsen, E.; Dukhan, M.; Gale, T.; and Simonyan, K. 2020. Fast sparse convnets. In *Proceedings of the IEEE/CVF Conference on Computer Vision and Pattern Recognition (CVPR)*, 14629–14638.
- Evci, U.; Gale, T.; Menick, J.; Castro, P. S.; and Elsen, E. 2020. Rigging the lottery: Making all tickets winners. In *International Conference on Machine Learning (ICML)*, 2943–2952.
- Frankle, J.; and Carbin, M. 2019. The lottery ticket hypothesis: Finding sparse, trainable neural networks. In *International Conference on Learning Representations (ICLR)*.
- Guo, J.; Ouyang, W.; and Xu, D. 2020. Channel pruning guided by classification loss and feature importance. In *Proceedings of the AAAI Conference on Artificial Intelligence (AAAI)*, 10885–10892.
- Han, S.; Pool, J.; Tran, J.; and Dally, W. 2015. Learning both weights and connections for efficient neural network. In *Advances in Neural Information Processing Systems (NeurIPS)*, 1135–1143.
- Hassibi, B.; and Stork, D. 1992. Second order derivatives for network pruning: Optimal brain surgeon. In *Advances in neural information processing systems (NeurIPS)*, 164–171.
- Hayou, S.; Ton, J.-F.; Doucet, A.; and Teh, Y. W. 2020. Pruning untrained neural networks: Principles and analysis. *arXiv preprint arXiv:2002.08797*.
- He, K.; Zhang, X.; Ren, S.; and Sun, J. 2016. Deep residual learning for image recognition. In *IEEE conference on computer vision and pattern recognition (CVPR)*, 770–778.
- He, Y.; Ding, Y.; Liu, P.; Zhu, L.; Zhang, H.; and Yang, Y. 2020. Learning filter pruning criteria for deep convolutional neural networks acceleration. In *IEEE Conference on Computer Vision and Pattern Recognition (CVPR)*, 2009–2018.
- Hubara, I.; Courbariaux, M.; Soudry, D.; El-Yaniv, R.; and Bengio, Y. 2016. Binarized neural networks. In *Advances in Neural Information Processing Systems (NeurIPS)*, 4107–4115.
- Joo, D.; Yi, E.; Baek, S.; and Kim, J. 2021. Linearly replaceable filters for deep network channel pruning. In *Proceedings of the AAAI Conference on Artificial Intelligence (AAAI)*, 8021–8029.
- Krizhevsky, A.; Hinton, G.; et al. 2009. Learning multiple layers of features from tiny images.
- Krizhevsky, A.; Sutskever, I.; and Hinton, G. E. 2012. ImageNet classification with deep convolutional neural networks. In *Advances in Neural Information Processing Systems (NeurIPS)*, 1106–1114.
- Kusupati, A.; Ramanujan, V.; Somani, R.; Wortsman, M.; Jain, P.; Kakade, S.; and Farhadi, A. 2020. Soft threshold weight reparameterization for learnable sparsity. In *International Conference on Machine Learning (ICML)*, 5544–5555.
- LeCun, Y.; Denker, J.; and Solla, S. 1989. Optimal brain damage. In *Advances in neural information processing systems (NeurIPS)*, 598–605.
- Lee, N.; Ajanthan, T.; and Torr, P. 2019. Snip: Single-shot network pruning based on connection sensitivity. In *International Conference on Learning Representations (ICLR)*.
- Li, H.; Kadav, A.; Durdanovic, I.; Samet, H.; and Graf, H. P. 2017. Pruning filters for efficient convnets. In *International Conference on Learning Representations (ICLR)*.
- Lin, M.; Ji, R.; Wang, Y.; Zhang, Y.; Zhang, B.; Tian, Y.; and Shao, L. 2020a. HRank: Filter pruning using high-rank feature map. In *IEEE Conference on Computer Vision and Pattern Recognition (CVPR)*, 1529–1538.
- Lin, T.; Stich, S. U.; Barba, L.; Dmitriev, D.; and Jaggi, M. 2020b. Dynamic model pruning with feedback. In *International Conference on Learning Representations (ICLR)*.
- Liu, C.; Chen, P.; Zhuang, B.; Shen, C.; Zhang, B.; and Ding, W. 2021. SA-BNN: State-aware binary neural network. In *Proceedings of the AAAI Conference on Artificial Intelligence (AAAI)*, 2091–2099.
- Liu, N.; Ma, X.; Xu, Z.; Wang, Y.; Tang, J.; and Ye, J. 2020. AutoCompress: An automatic DNN structured pruning framework for ultra-high compression rates. In *Proceedings of the AAAI Conference on Artificial Intelligence (AAAI)*, 4876–4883.
- Liu, Z.; Mu, H.; Zhang, X.; Guo, Z.; Yang, X.; Cheng, T. K.-T.; and Sun, J. 2019a. MetaPruning: Meta learning for automatic neural network channel pruning. In *IEEE International Conference on Computer Vision (ICCV)*, 3296–3305.
- Liu, Z.; Sun, M.; Zhou, T.; Huang, G.; and Darrell, T. 2019b. Rethinking the value of network pruning. In *International Conference on Learning Representations (ICLR)*.
- Loshchilov, I.; and Hutter, F. 2017. Sgdr: Stochastic gradient descent with warm restarts. In *International Conference on Learning Representations (ICLR)*.
- Mocanu, D. C.; Mocanu, E.; Stone, P.; Nguyen, P. H.; Gibescu, M.; and Liotta, A. 2018. Scalable training of artificial neural networks with adaptive sparse connectivity inspired by network science. *Nature communications*, 9: 1–12.
- Molchanov, D.; Ashukha, A.; and Vetrov, D. 2017. Variational dropout sparsifies deep neural networks. In *International Conference on Machine Learning (ICML)*, 2498–2507.
- Molchanov, P.; Tyree, S.; Karras, T.; Aila, T.; and Kautz, J. 2017. Pruning convolutional neural networks for resource efficient inference. In *International Conference on Learning Representations (ICLR)*.
- Mostafa, H.; and Wang, X. 2019. Parameter efficient training of deep convolutional neural networks by dynamic sparse reparameterization. In *International Conference on Machine Learning (ICML)*, 4646–4655.
- Orseau, L.; Hutter, M.; and Rivasplata, O. 2020. Logarithmic pruning is all you need. In *Advances in Neural Information Processing Systems (NeurIPS)*, 2925–2934.
- Paszke, A.; Gross, S.; Massa, F.; Lerer, A.; Bradbury, J.; Chanan, G.; Killeen, T.; Lin, Z.; Gimelshein, N.; Antiga, L.; et al. 2019. Pytorch: An imperative style, high-performance deep learning library. In *Advances in Neural Information Processing Systems (NeurIPS)*, 8026–8037.
- Ramanujan, V.; Wortsman, M.; Kembhavi, A.; Farhadi, A.; and Rastegari, M. 2020. What’s hidden in a randomly weighted neural network? In *IEEE/CVF Conference on Computer Vision and Pattern Recognition (CVPR)*, 11893–11902.



- Romero, A.; Ballas, N.; Kahou, S. E.; Chassang, A.; Gatta, C.; and Bengio, Y. 2014. Fitnets: Hints for thin deep nets. *arXiv preprint arXiv:1412.6550*.
- Ruan, X.; Liu, Y.; Li, B.; Yuan, C.; and Hu, W. 2021. DPFPS: Dynamic and progressive filter pruning for compressing convolutional neural networks from scratch. In *Proceedings of the AAAI Conference on Artificial Intelligence (AAAI)*, 2495–2503.
- Simonyan, K.; and Zisserman, A. 2015. Very deep convolutional networks for large-scale image recognition. In *International Conference on Learning Representations (ICLR)*.
- Thimm, G.; and Fiesler, E. 1995. Evaluating pruning methods. In *International Symposium on Artificial neural networks (ISANN)*, 20–25.
- Wang, C.; Zhang, G.; and Grosse, R. 2020. Picking winning tickets before training by preserving gradient flow. In *International Conference on Learning Representations (ICLR)*.
- Wang, Y.; Zhang, X.; Xie, L.; Zhou, J.; Su, H.; Zhang, B.; and Hu, X. 2020. Pruning from scratch. In *Proceedings of the AAAI Conference on Artificial Intelligence (AAAI)*, 12273–12280.
- Wortsman, M.; Farhadi, A.; and Rastegari, M. 2019. Discovering neural wirings. In *Advances in Neural Information Processing Systems (NeurIPS)*, 2680–2690.
- Ye, M.; Wu, L.; and Liu, Q. 2020. Greedy optimization provably wins the lottery: Logarithmic number of winning tickets is enough. In *Advances in Neural Information Processing Systems (NeurIPS)*, 16409–16420.
- Zagoruyko, S.; and Komodakis, N. 2016. Wide residual networks. *arXiv preprint arXiv:1605.07146*.
- Zhou, H.; Lan, J.; Liu, R.; and Yosinski, J. 2019. Deconstructing lottery tickets: Zeros, signs, and the supermask. In *Advances in Neural Information Processing Systems (NeurIPS)*, 3597–3607.