

Question Decomposition with Dependency Graphs

Matan Hasson

Tel Aviv University

matanhasson@mail.tau.ac.il

Jonathan Berant

Tel Aviv University

The Allen Institute for AI

joberant@cs.tau.ac.il

Abstract

QDMR is a meaning representation for complex questions, which decomposes questions into a sequence of atomic steps. While state-of-the-art QDMR parsers use the common sequence-to-sequence (seq2seq) approach, a QDMR structure fundamentally describes labeled relations between spans in the input question, and thus dependency-based approaches seem appropriate for this task. In this work, we present a QDMR parser that is based on *dependency graphs* (DGs), where nodes in the graph are words and edges describe logical relations that correspond to the different computation steps. We propose (a) a non-autoregressive graph parser, where all graph edges are computed simultaneously, and (b) a seq2seq parser that uses gold graph as auxiliary supervision. We find that a graph parser leads to a moderate reduction in performance (0.47→0.44), but to a 16x speed-up in inference time due to the non-autoregressive nature of the parser, and to improved sample complexity compared to a seq2seq model. Second, a seq2seq model trained with auxiliary graph supervision has better generalization to new domains compared to a seq2seq model, and also performs better on questions with long sequences of computation steps.

1 Introduction

Training neural networks to reason over multiple parts of their inputs across modalities such as text, tables, and images, has been a focal point of interest in recent years (Antol et al., 2015; Pasupat and Liang, 2015; Johnson et al., 2017; Suhr et al., 2019; Welbl et al., 2018; Talmor and Berant, 2018; Yang et al., 2018; Hudson and Manning, 2019; Dua et al., 2019; Chen et al., 2020; Hannan et al., 2020; Talmor et al., 2021). The most common way to check whether a model is capable of complex reasoning, is to pose in natural language a complex

Which of the Indiana Jones movies was released on June 12, 1981?

QDMR

1. return Indiana Jones
2. return movies of #1
3. return when was #2 released
4. return #2 where #3 is equal to June 12, 1981

LF

1. SELECT(sub=Indiana Jones)
2. PROJECT(proj=movies, sub=#1)
3. PROJECT(proj=when was # released, sub=#2)
4. COMPARATIVE[=](sub=#2, attr=#3, condition=June 12, 1981)

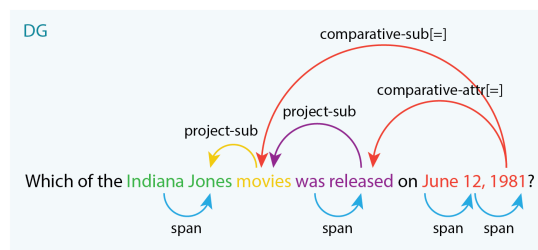


Figure 1: An example question with its corresponding QDMR structure (top), dependency graph over the question tokens (bottom), and an intermediate logical form (LF) used for the QDMR→DG conversion and for evaluation.

question, which requires performing multiple steps of computation over the input.

To address the need for better understanding of complex questions, Wolfson et al. (2020) recently proposed QDMR, a meaning representation where complex questions are represented through a sequence of simpler atomic executable steps (see Fig. 1), and the final answer is the answer to the final step. QDMR has been shown to be useful for multi-hop question answering (QA) (Wolfson et al., 2020) and also for improving interpretability in visual QA (Subramanian et al., 2020).

State-of-the-art QDMR parsers use the typical sequence-to-sequence (seq2seq) approach. However, it is natural to think of QDMR as a dependency graph over the input question tokens. Consider the example in Fig. 1. The first QDMR

step selects the span “*Indiana Jones*”. Then, the next step uses a PROJECT operation to find the “*movies*” of *Indiana Jones*, and then next step uses another PROJECT operation to find the date when the movies were “*released*”. Such relations can naturally be represented as labeled edges over the relevant question tokens, as shown in Fig. 1, bottom.

In this work, we propose to use the dependency graph view of QDMR to improve QDMR parsing. We describe a conversion procedure that automatically maps QDMR structures into dependency graphs, using a structured intermediate logical representation (Fig 1, middle). Once we have graph supervision for every example, we train a dependency graph parser, in the spirit of Dozat and Manning (2018), where we predict a labeled relation for every pair of question tokens, representing the logical relation between the tokens. Unlike seq2seq models, this is a non-autoregressive parser, which decodes the entire output structure in a single step.

A second method to exploit the graph supervision is to train a seq2seq model, but have an auxiliary loss term where the graph is decoded from the encoder representations. Towards that end, we propose a Latent-RAT encoder, which uses relation-aware transformer (Shaw et al., 2018) to explicitly represent the relation between every pair of input tokens. Relation-aware transformer has been shown to be useful for encoding graph structures in the context of semantic parsing (Wang et al., 2020).

Last, we propose a new evaluation metric, LF-EM, for QDMR parsing, which is based on the aforementioned intermediate logical form, and show it correlates better with human judgements compared to existing metrics.

We find that our graph parser leads to a small reduction in LF-EM compared to seq2seq models (0.47→0.44), but is 16x faster due to its non-autoregressive nature. Moreover, our graph parser has better sample complexity and outperforms the seq2seq model when trained on 10% of the data or less. When training a seq2seq model along with the auxiliary graph supervision, we find that the parser obtains similar performance when trained on the entire dataset (0.471 LF-EM), but substantially improves performance when generalizing to new domains. Moreover, The Latent-RAT parser performs better on examples with a large number of computation steps.

Our code is available at https://github.com/matanhasson/qdecomp_with_dependency_graphs.

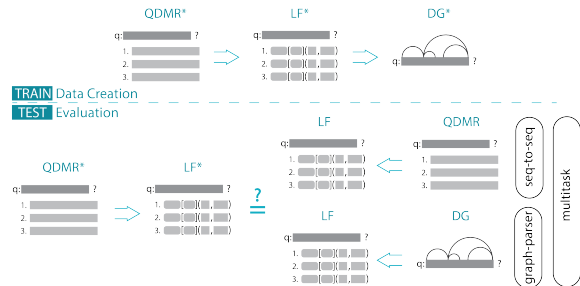


Figure 2: Overview. For training (top), we create gold DGs from gold QDMRs (§4) through a conversion into LFs (§3.1). At test time (bottom), we convert model predictions, either QDMRs or DGs, into LFs (§3.1, §4), and evaluate by comparing them to the gold LFs. Asterisk (*) denotes gold representations.

[com/matanhasson/qdecomp_with_dependency_graphs](https://github.com/matanhasson/qdecomp_with_dependency_graphs).

2 Overview

The core of this work is to examine the utility of a dependency graph (DG) representation for QDMR. We propose conversion procedures that enable training and evaluating with DGs (see Fig. 2). First, we convert gold QDMR structures into logical forms (LF), where each computation step in QDMR is represented with a formal operator, properties and arguments (§3.1). Then, we obtain gold DGs by projecting the logical forms onto the question tokens (§4). Once we have question-DG pairs, we can train a graph parser. At test time, QDMRs and DGs are converted into LFs for evaluation. We propose a new evaluation metric over LFs (§3.2), and show it is more robust to semantic-preserving changes compared to prior metrics.

Our proposed parsers are in §5. On top of standard seq2seq models, we describe (a) a graph parser, and (b) a multi-task model, where the encoder of the seq2seq model is also trained to predict the DG.

3 QDMR Logical Forms

QDMR (Wolfson et al., 2020) is a text-based meaning representation focused on representing the meaning of complex questions. It is based on a decomposition of questions into a sequence of simpler executable *steps* (Fig. 1), where each step corresponds to a SQL-inspired operator (Table 6 in Appendix §A.1). We briefly review QDMR and then define a logical form (LF) representation based on these operations. We use the LFs both for map-

“Which group from the census is smaller: Pacific islander or African American?”

1. return census groups
2. return #1 that is Pacific islander
3. return #1 that is African American
4. return size of #2
5. return size of #3
6. return which is lowest of #4 , #5

$\mathcal{V}_q = \{ \dots \text{group, groups, } \dots \text{small, smaller, smallest, } \dots \}$

$\mathcal{V}_{\text{ref}}^5 = \{ \#1, \#2, \#3, \#4 \}$

$\mathcal{V}_{\text{const}} = \mathcal{V}_{\text{op}} \cup \mathcal{V}_{\text{store}} \cup \mathcal{V}_{\text{aux}}$

$\mathcal{V}_{\text{op}} = \{ \text{difference, sum, lowest, highest, for each, } \dots \}$

$\mathcal{V}_{\text{store}} = \{ \text{population, size, elevation, flights, price, date } \dots \}$

$\mathcal{V}_{\text{aux}} = \{ a, is, are, of, that, the, with, was, did, to \dots \}$

Figure 3: QDMR annotation vocabularies. Each example is annotated with a lexicon that consists of: \mathcal{V}_q , the question tokens and their inflections; $\mathcal{V}_{\text{ref}}^i$, references to previous steps; $\mathcal{V}_{\text{const}}$, constant terms including operational terms (\mathcal{V}_{op}), domain-specific words that are not in the question, such as *size* ($\mathcal{V}_{\text{store}}$); and auxiliary words like prepositions (\mathcal{V}_{aux}). Boldface indicates words used in the QDMR structure.

ping QDMRs to DGs, and also to fairly evaluate the output of parsers that output either QDMRs directly or DGs.

3.1 Definitions

QDMR Definition Given a question with n tokens, $q = \langle q_1, \dots, q_n \rangle$, its QDMR is a sequence of m steps s^1, \dots, s^m , where step s^i conceptually maps to a single logical operator $o^i \in \mathcal{O}$. A step, s^i , is a sequence of n_i tokens $s^i = s_1^i, \dots, s_{n_i}^i$, where token s_j^i is either a question token $\in \mathcal{V}_q$ (or some inflection of it), a word from a constant predefined lexicon $\in \mathcal{V}_{\text{const}}$, or a *reference token* $\in \mathcal{V}_{\text{ref}}^i = \{ \#1, \dots, \#(i-1) \}$, referring to a previous step. Fig. 3 shows an example for a question and its QDMR structure.

QDMR Logical Form (LF) Given a QDMR $S = \langle q; s^1, \dots, s^m \rangle$, its *logical form* is a sequence of logical form steps $Z = \langle q; z^1, \dots, z^m \rangle$. The LF step z^i , corresponding to s^i , is a triplet $z_i = \langle o^i, \rho^i, A^i \rangle$ where $o^i \in \mathcal{O}$ is the logical operator; $\rho^i \in \text{PROP}(o^i)$ are operator-specific properties; and A^i is a dictionary of arguments, mapping an operator-specific argument $\eta \in \text{ARG}(o^i)$ to a span τ from the QDMR step s^i . For convenience, we denote z^i with the string $o^i[\rho^i](\eta_1^i = \tau_1^i, \dots)$. Table 1 provides a few examples for the mapping from QDMR to LF steps, and Table 6 in the Ap-

Operator	PROP	ARG	Example
SELECT	\emptyset	sub	return cubes SELECT[](sub=cubes)
FILTER	\emptyset	sub, cond	return #1 from Toronto FILTER[](sub=#1, cond=from Toronto)
AGGREGATE	<i>max,</i> <i>min,</i> <i>count,</i> <i>sum,</i> <i>avg</i>	arg	return maximal number of #1 AGGREGATE[<i>max</i>](arg=#1)
ARITHMETIC	<i>sum,</i> <i>diff,</i> <i>mult,</i> <i>div</i>	arg, left, right	return the difference of #3 and #4 ARITHMETIC[<i>diff</i>](left=#3, right=#4)

Table 1: LF operators, properties and arguments (partial list, see Table 6 for full list).

pendix provides the full list.

Imposing more structure on QDMR through the LF is useful (a) for evaluation (§3.2), where LFs detect different QDMR phrasings that have identical meaning, and (b) for creating DGs, since the operators, properties and arguments, will be used to define the labels of edges in the DG (see Fig 1).

QDMR→LF We convert QDMRs to LFs with a rule-based method, extending the procedure for detecting operators from Wolfson et al. (2020) to also find properties and arguments. To detect properties we use a lexicon, see details in Table 7 (Appendix §A.1), and in our public implementation.

3.2 LF-based Evaluation (LF-EM)

The official evaluation metric for QDMR¹ is normalized EM (NormEM), where the predicted and gold QDMR structures are normalized using a rule-based procedure, and then exact string match is computed between the two normalized QDMRs. Since in this work we convert both QDMRs (§3.1) and DGs (§4) to LFs, we propose LF-EM, a LF-based evaluation metric, and show that it correlates better with notions of semantic equivalence.

LF-EM essentially involves computing exact match between the predicted and gold LFs, using the LF described above. To further capture semantic equivalences, we perform a few more normalization steps. We briefly describe these normalizations, and give the full description in §A.2.

Given a logical form Z , we transform each step to a normalized form, and the final textual rep-

¹<https://leaderboard.allenai.org/break/submissions/public>

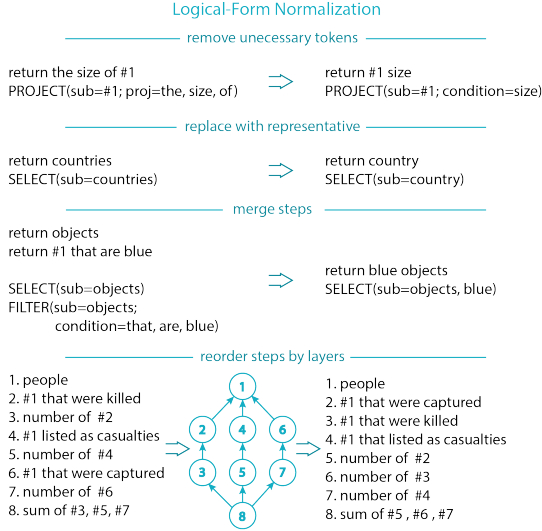


Figure 4: An illustration of LF normalization. Normalization is done on the LF Z , and we present QDMR steps for ease of reading.

resentation is given by representing each step as described in §3: `OPERATOR[property](arg=...; ...)`. We apply the following steps (Fig. 4):

Remove and normalize tokens Each LF step includes a list of tokens in its arguments. In this normalization step, we remove lexical items, such as “*max*”, which are used to detect the operator and property (Table 7 in §A.1), as those are already represented outside the arguments. In addition, we remove words from a stop word list (\mathcal{V}_{aux} , see Fig. 3). Finally, we use a synonym list to represent words in such a list with a single representative (*countries* \rightarrow *country*).

Merge Steps QDMR annotations sometime vary in their granularity. For example one example might contain ‘*return metal objects*’, while another might have ‘*return objects; return #1 that are metal*’. This is especially common in `FILTER` and `PROJECT` steps. We merge chains of `FILTER` steps, as well as `FILTER` or `PROJECT` steps that follow a `SELECT` step. See details in §A.2.

Reorder steps QDMR describes a directed acyclic graph of computation steps, and there are multiply ways to order the steps (Fig. 4). We recursively compute the *layer* of each step as $layer(s) = \max \{layer(s_1^{ref}), \dots\} + 1$, where the maximization is over all steps s refers to. We then re-order steps by layer and then lexicographically.

We manually evaluate the metrics normalized EM and LF-EM on 50 random development set ex-

amples using predictions from the CopyNet-BERT model (see §6). We find that both (binary) metrics have perfect precision: they only assign credit when indeed the QDMR reflects the correct question decomposition, as judged by the authors. However, LF-EM covers more examples, where the LF-EM on this sample is 52.0, while normalized EM is 40.0. Thus, LF-EM provides a tighter lower bound on the performance of a QDMR parser and is a better metric for QDMR parsing.

4 From LFs to Dependency Graphs

Given a QDMR decomposition $S = \langle q; s^1, \dots, s^m \rangle$, we construct a dependency graph $G = \langle \mathcal{N}, \mathcal{E} \rangle$, where the nodes \mathcal{N} correspond to question tokens, and the edges \mathcal{E} describe the logical operations, resulting in a graph with the same meaning as S .

The LF \rightarrow DG procedure is shown in Fig. 5 and consists of the following steps:

- Token alignment: align each token in the question to a token in a QDMR step.
- Spans Dependency Graph (SDG) extraction: construct a graph where each node corresponds to a list of tokens in a QDMR step, and edges describe the dependencies between the steps.
- Dependency Graph (DG) extraction: convert the SDG to a DG over the question tokens. Here, we add `span` edges for tokens that are in the same step, and deal with some representation issues (see §4.3).

Because we convert predicted DGs to LFs for evaluation, the LF \rightarrow DG conversion must be invertible. We now describe the details of the LF \rightarrow DG conversion. Our conversion succeeds in 97.12% of the BREAK dataset (Wolfson et al., 2020).

4.1 Token Alignment

We denote the question tokens by $q = \langle q_1 \dots q_n \rangle$ and the i th QDMR step tokens by $\forall i \in [1..m], s^i = s_1^i \dots s_{n_i}^i$. An *alignment* is defined by $M = \{(q_i, s_j^k) \mid q_i \approx s_j^k; i \in [1..n], k \in [1..m], j \in [1..n_k]\}$, where by $t \approx t'$ we mean t, t' are either identical or equivalent. Roughly speaking, these equivalences are based on BREAK annotation lexicon (Fig. 3) - in particular. the inflections of the question tokens \mathcal{V}_q (e.g., “*object*” and “*objects*”), and equivalence classes on top of the constant lexicon \mathcal{V}_{const} (e.g., “*biggest*” and “*longest*”). See Table 8 in Appendix §A.2 for more details.

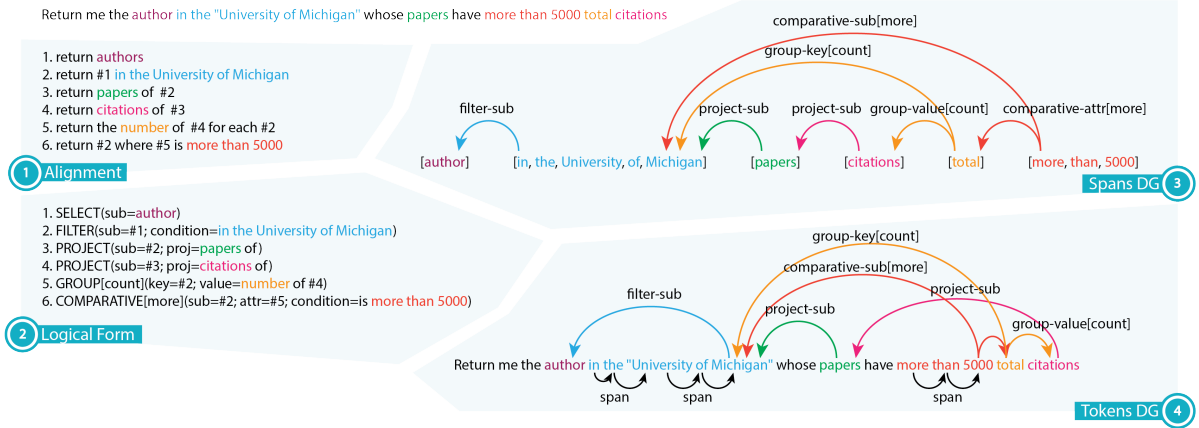


Figure 5: Dependency graph creation: (1) *Token alignment*: align question tokens and QDMR step tokens. (2) *Logical Form*: extract the LF of the QDMR. (3) *SDG extraction*: induced from the LF and the alignment. (4) *DG Creation*: convert the SDG to a DG.

To find the best alignment M , we formulate an optimization problem in the form of an Integer Linear Program (ILP) and use a standard ILP solver.² The full details are given as a part of our open source implementation. The objective function uses several heuristics to assign a high score to an alignment the has the following properties (Fig. 6):

- *Minimalism*: Aligning each question token to at most one QDMR step token and vice versa is preferable.
- *Exact Match*: Aligning a question token to a QDMR token that is identical is preferable.
- *Sequential Preference*: Aligning long sequences from the question to a single step is preferable (when a step has a reference token (#1), we take into account the tokens in the referenced step, see Fig. 6, top right).
- *Steps Coverage*: Covering more steps is preferable.

4.2 Spans Dependencies Extraction

Given the QDMR, LF, and alignment M , we construct the Span Dependency Graph (SDG). Each QDMR step is a node labeled by a list of tokens (spans). The list of tokens is computed with the alignment M , where given a QDMR step s^k , the list contains all question tokens q_i , such that $(q_i, s_j^k) \in M$, where s_j^k is a word in s^k . The list is ordered according to the position in the question.

Edges in the SDG are computed using reference tokens. If step s_i has a reference token to step s_j ,

²<https://developers.google.com/optimization>

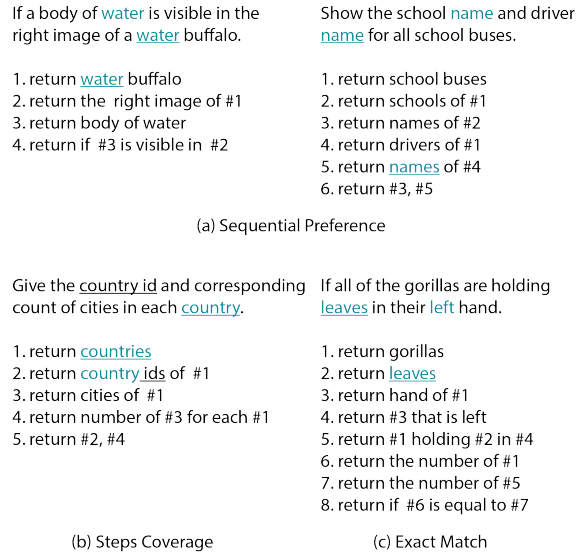


Figure 6: Heuristics for token alignment. Potential tokens for alignment colored, where the preferable choice according to the heuristic is underlined. On the top left, the second occurrence of “water” is preferred in QDMR step #1 due to the adjacent word “buffalo”. On the top right, the second occurrence of “name” is preferred in QDMR step #5, because this step refers to #4 that contains the word “drivers”.

we add an edge (s_i, s_j) (we abuse notation and refer to SDG nodes and QDMR steps with the same notation). Each edge has a *tag*, which is a triple consisting of the operator o^i of the source node s_i , the property ρ^i of the source node, and the named argument η_{ref}^i that contains the reference token. For readability we denote the tag triplet $\text{tag}(i, j) = \langle o^i, \rho^i, \eta_{\text{ref}}^i \rangle$ by $o^i - \eta_{\text{ref}}^i[\rho^i]$. Figure 5 shows an extracted SDG.

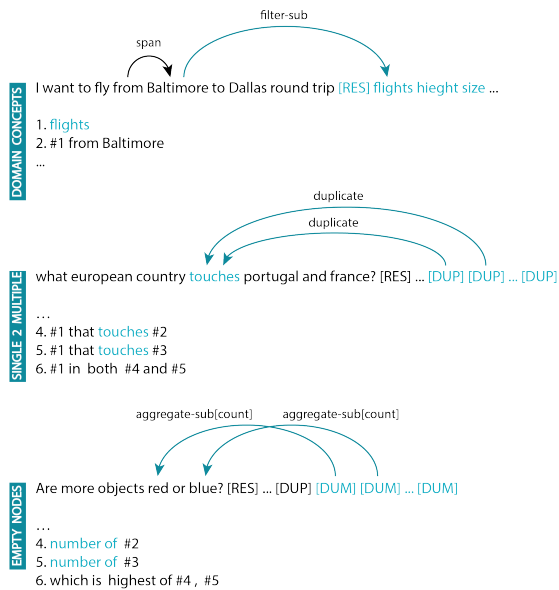


Figure 7: Representation Issues. Projecting the SDG over the question token (DG) is not always trivial. We solve this by concatenating special tokens to the question.

4.3 SDG→DG

We construct a DG by projecting the SDG on the question tokens. This is done by: (a) For each SDG node and its list of tokens, add edges between the tokens from left-to-right with a new `span` tag (black edges in Fig 5); (b) use the rightmost word in every span as its representative for the edges between different spans.

However, this transformation is non-trivial for two reasons. First, some SDG nodes do not align to any question token, Second, some question tokens align to multiple SDG nodes, which does not allow the DG to be converted back to an SDG unambiguously for evaluation. We now explain how we resolve such representation issues, mostly based on adding more tokens to the input question. Fig. 7 illustrates the different types of challenges and our proposed solution.

Domain-specific concepts QDMR annotators were allowed to use a small number of tokens that are pragmatically assumed to exist in the domain (\mathcal{V}_{store} in Fig. 3). For example, when annotating ATIS questions (Hemphill et al., 1990), the word “flight” is allowed to be used in the QDMR structure even if it does not appear in the question, since this is a flight-reservation domain. We concatenate all the words in \mathcal{V}_{store} to the end of each question after a special separator token, which allows token

alignment (§4.1) to map such QDMR steps to a question word (Fig. 7, top).

Empty SDG nodes some steps only contains tokens that are not in the question (e.g, “Number of #2” in Fig. 7 bottom), and thus their list of tokens in the SDG node is empty. In this case, we cannot ground the SDG node in the question. Therefore we add a constant number of *dummy tokens*, $[DUM]$, which are used to ground such SDG nodes.

Single tokens to multiple SDG nodes A single question token can be aligned to multiple SDG nodes. Recall the tokens of each SDG nodes are connected with a chain of `span` edges. This leads to cases where two chains that pass through the same question token cannot be distinguished when converting the DG back to an SDG for evaluation. We solve this by concatenating a constant number of special $[DUP]$ tokens that conceptually duplicate another token by referring to it with a new `duplicate` tag. Now, each span chain uses a different copy of the shared token by referring to the $[DUP]$ instead of the original one.

5 Models

Once we have methods to convert QDMRs to DGs and LFs, and DGs to LFs, we can evaluate the advantages and disadvantages of standard autoregressive decoders compared to graph-based parsers. We describe three models: (a) An autoregressive parser, (b) a graph parser, (c) an autoregressive parser that is trained jointly with a graph parser in a multi-task setup. For a fair comparison, all models have the same BERT-based encoder (Devlin et al., 2019).

CopyNet-BERT (baseline) This autoregressive QDMR parser is based on the CopyNet baseline from Wolfson et al. (2020), except we replace the BiLSTM encoder with a transformer initialized with BERT. The model encodes the question q and then decodes the QDMR S step-by-step and token-by-token.

The QDMR decoder is an LSTM (Hochreiter and Schmidhuber, 1997) augmented with a copy mechanism (Gu et al., 2016), where at each time step the model either decodes a token from the vocabulary or a token from the input. Since the input is tokenized with word pieces, we average word pieces that belong to a single word to get word representations, which enables word copy-

ing. Training is done with standard maximum likelihood.

Biaffine Graph Parser (BiaffineGP) The biaffine graph parser takes as input the question q augmented with the special tokens described in §4.3 and predicts the DG by classifying for every pair of tokens whether there is an edge between them and the label of the edge. The model is based on the biaffine dependency parser of Dozat and Manning (2018), except here we predict a DAG and not a tree, so each node can have more than one outgoing edge.

Let $\mathbf{H} = \langle \mathbf{h}_1, \dots, \mathbf{h}_{|\mathbf{H}|} \rangle$ be the sequence of representations output by the BERT encoder. The biaffine parser uses four 1-hidden layer feed-forward networks over each contextualized token representation \mathbf{h}_l :

$$\begin{aligned} \mathbf{h}_l^{\text{edge-head}} &= FF^{\text{edge-head}}(\mathbf{h}_l), \\ \mathbf{h}_l^{\text{edge-dep}} &= FF^{\text{edge-dep}}(\mathbf{h}_l), \\ \mathbf{h}_l^{\text{label-head}} &= FF^{\text{label-head}}(\mathbf{h}_l), \\ \mathbf{h}_l^{\text{label-dep}} &= FF^{\text{label-dep}}(\mathbf{h}_l). \end{aligned}$$

The probability of an edge from token i to token j is given by $\sigma(\mathbf{h}_i^{\text{edge-dep}} W_{\text{edge}} \mathbf{h}_j^{\text{edge-head}})$, where W_{edge} is a parameter matrix. Similarly, the score of an edge labeled by the tag t from token i to token j is given by $s_{ij}^t = \mathbf{h}_i^{\text{label-dep}} W_t \mathbf{h}_j^{\text{label-head}}$, where W_t is the parameter matrix for this tag. We then compute a distribution over the set of tags \mathcal{T} with $\text{softmax}(s_{ij}^1, \dots, s_{ij}^{|\mathcal{T}|})$.

Training is done with maximum likelihood both on the edge probabilities and label probabilities. Inference is done by taking all edges with edge probability > 0.5 and then labeling those edges according to the most probable tag.

There is no guarantee that the biaffine parser will output a valid DG. For example, if an SDG node has an outgoing edge labeled with `filter-sub` and another labeled with `project-sub`, we cannot tell if the operator is `FILTER` or `PROJECT`. This makes parsing fail, which occurs in 1.83% of the cases. To create a SDG, we first use the `span` edges to construct SDG nodes with lists of tokens, and then add edges between SDG nodes by projecting the edges between tokens to edges between the SDG nodes. To prevent cases where parsing fails, we can optionally apply an ILP that takes the predicted probabilities as input, and outputs a valid DG. The exact details are given in our open source implementation.

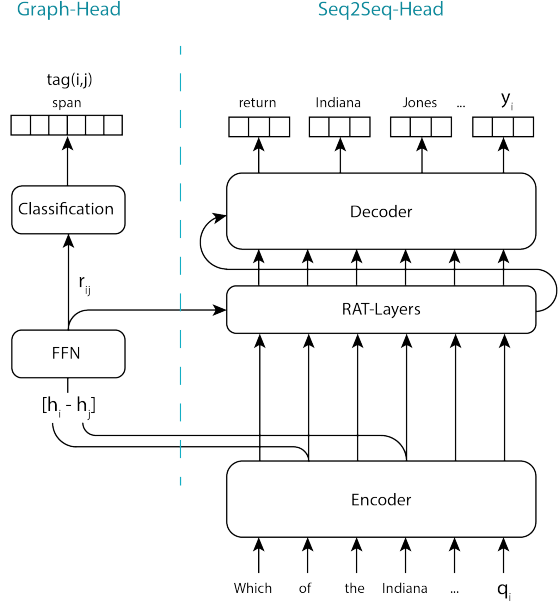


Figure 8: Latent-RAT architecture. The encoder hidden states are used to represent the relations between the question tokens, r_{ij} . Then, these representations are used for both (1) direct prediction of the dependency (tag) between the tokens (graph-head); and (2) augment the encodings via RAT layers (seq2seq-head). The sub-networks for $r_{ij}^K, r_{i,j}^V$ are symmetric, and represented by the r_{ij} .

Multi-task Latent-RAT Encoder In this model, our goal is to improve the sequence-to-sequence parser by providing more information to the encoder using the DG supervision. Our model will take the question q (with special tokens as before) as input, and predict both the graph G directly and the QDMR structure S with a decoder.

We would like the information on relations between tokens to be part of the transformer encoder, unlike the biaffine parser that uses separate feed-forward networks for that, so that the decoder can take advantage of this information. To accomplish that, we use RAT transformer layers (Shaw et al., 2018; Wang et al., 2020), which explicitly represent relations between tokens, and have been shown to be useful for encoding graphs over input tokens in the context of semantic parsing.

RAT layers inject information on the relation between tokens inside the transformer self-attention mechanism (Vaswani et al., 2017). Specifically, the similarity score e_{ij} computed using queries and keys is given by:

$$e_{ij} \propto \mathbf{h}_i W_Q (\mathbf{h}_j W_K + r_{ij}^K)^T,$$

where W_Q, W_K are the query and key parameter

matrices and the only change is the term r_{ij}^K , which represents the relation between the tokens i and j . Similarly, the relation between tokens is also considered when summing over self-attention values:

$$\sum_{j=1}^H \alpha_{ij}(x_j W_V + r_{ij}^V),$$

where W_V is the value parameter matrix, α_{ij} is the attention distribution and the only change is the term r_{ij}^V .

Unlike prior work where the terms r_{ij}^K, r_{ij}^V were learned parameters, here we want these vectors to (a) be a function of the contextualized representation and (b) be informative for classifying the dependency label in the gold graph. By learning latent representations from which the gold graph can be decoded, we will provide useful information for the sequence-to-sequence decoder. Specifically, given a RAT layer with representations $\mathbf{h}_i, \mathbf{h}_j$ for tokens i and j , we represent relations and compute a loss in the following way (see Figure 8):

$$\begin{aligned} r_{ij}^K &= FF^K(\mathbf{h}_i - \mathbf{h}_j), \\ S^K &= R^K W^{\text{out}} + b^K \in \mathbb{R}^{n \times n \times |\mathcal{T}|}, \\ \text{Loss}^K &= CE(S^K). \end{aligned}$$

FF^K is a 1-hidden layer feed-forward network, $R^K \in \mathbb{R}^{(n \times n) \times d_{\text{transformer}}}$ is a concatenation of all r_{ij}^K for all pairs of tokens, $W^{\text{out}} \in \mathbb{R}^{d_{\text{transformer}} \times |\mathcal{T}|}$ is a projection matrix that provides a score for all possible labels (including the NONE label).

We compute an analogous loss Loss^V for r_{ij}^V and the final graph loss is $\text{Loss}^K + \text{Loss}^V$ over all RAT layers. To summarize, by performing multi-task training with this graph loss we push the transformer to learn representations r_{ij} that are informative of the gold graph, and can then be used by the decoder to output better QDMR structures.

6 Experiments

We now describe our empirical evaluation of the models described above.

6.1 Experimental Setup

We build our models in AllenNLP (Gardner et al., 2018), and use BERT-base (Devlin et al., 2019) to produce contextualized token representations in all models. We train with the Adam optimizer (Kingma and Ba, 2015). Our Latent-RAT model include 4 RAT layers, each with 8 heads. Full

details on hyperparameters and training procedure in Appendix §A.3.

We examine the performance of our models in three setups:

- *Standard*: We use the official BREAK dataset.
- *Sample Complexity (SC)*: We examine the performance of models with decreasing amounts of training data. The goal is to test which model has better sample complexity.
- *Domain Generalization (DomGen)*: We train on 7 out of 8 sub-domains in BREAK and test on the remaining domain, for each target domain. The goal is to test which model generalizes better to new domains.

As an evaluation metric, we use LF-EM and also the official BREAK metric, normalized EM, when reporting test results on BREAK.

6.2 Results

Standard setup Table 2 compares the performance of the different models (§5) to each other and to the top entries on the BREAK leaderboard. As expected, initializing CopyNet with BERT dramatically improves test performance (0.388→0.47). The Latent-RAT sequence-to-sequence model achieves similar performance (0.471), and the biaffine graph parser, BiaffineGP, is slightly behind with an LF-EM of 0.44 (but has faster inference, as we show below). Adding an ILP layer on top of BiaffineGP to eliminate constraint violations in the output graph improves performance to 0.454.

While our proposed models do not significantly improve performance in the LF-EM setup, we will see next that they improve domain generalization and sample complexity. Moreover, since BiaffineGP is a non-autoregressive model that predicts all output edges simultaneously, it dramatically reduces inference time.

Last, the top entry on the BREAK leaderboard uses BART (Lewis et al., 2020), a pre-trained seq2seq model (we use a pre-trained encoder only), which leads to a state-of-the-art LF-EM of 0.496.

Domain generalization Table 3 shows LF-EM on each of BREAK’s sub-domains when training on the entire dataset (top), when training on all domains but the target domain (middle), and the relative drop compared to the standard setup (bottom).

The performance of BiaffineGP and Latent-RAT is higher compared to CopyNET+BERT in the

Model	NormEM		LF-EM	
	dev	test	dev	test
CopyNet	-	0.294	-	0.388
BART <i>leaderboard #1</i>	-	0.389	-	0.496
CopyNet+BERT	0.373	0.375	0.474	0.47
BiaffineGP	-	-	0.441	0.44
BiaffineGP _{LLP}	-	-	0.453	0.454
Latent-RAT	0.356	0.363	0.469	0.471

Table 2: Normalized EM and LF-EM on the development and test sets of BREAK.

DomGen setup. In particular, the performance of Latent-RAT is the best in 7 out of 8 sub-domains, and the performance of BiaffineGP is the best in the last domain. Moreover, Latent-RAT outperforms CopyNet+BERT in all sub-domains. We also observe that the performance drop is lower for BiaffineGP and Latent-RAT compared to CopyNet+BERT. Overall, this shows that using graphs as a source of supervision leads to better domain generalization.

Sample Complexity Table 4 shows model performance as a function of the size of the training data. While the LF-EM of BiaffineGP is lower given the full training set (Table 2), when the size of the training data is small it substantially outperforms other models, improving performance by 3-4 LF-EM points given 1%-10% of the data. With 20%-50% of the data Latent-RAT and CopyNet+BERT have comparable performance.

Inference time for the graph parser The graph parser, BiaffineGP, is a non-autoregressive model that predicts all output edges simultaneously, as opposed to a sequence-to-sequence model that decodes a single token at each step. We measure the average runtime of the forward pass for both BiaffineGP and CopyNet+BERT and find that BiaffineGP has an average runtime of 0.08 seconds, compared to 1.306 seconds of CopyNet+BERT – a 16x speed-up.

6.3 Analysis

Model agreement Figure 9 shows model agreement between CopyNet+BERT, BiaffineGP, and Latent-RAT on the development set. Roughly 60% of the examples are predicted correctly by one of the models, indicating that ensembling the three models could result in further performance improvement.

The agreement of Latent-RAT with CopyNet+BERT (5.5%) and BiaffineGP (4.27%) is

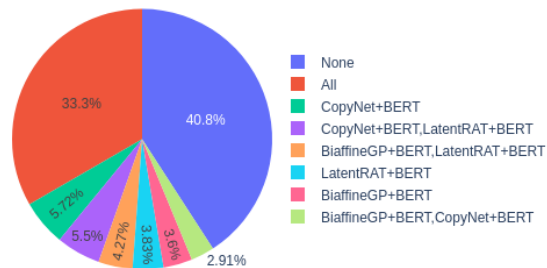


Figure 9: Model agreement in terms of LF-EM on the development set. Each slice gives the fraction of examples predicted correctly by a subset of models.

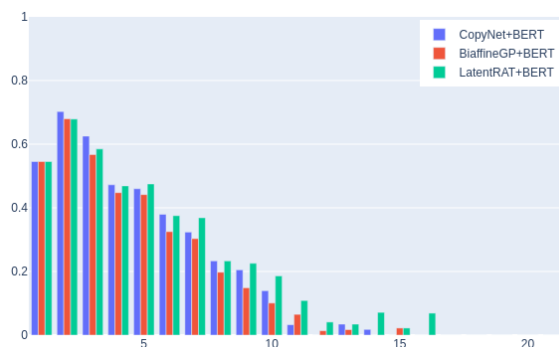


Figure 10: LF-EM on the development set per number of steps. We compute for each example its (gold) number of steps, and calculate the average LF-EM per bin.

greater than the overlap between CopyNet+BERT and BiaffineGP, perhaps since it is a hybrid of a seq2seq and graph parser. Moreover, in 3.83% of the examples, Latent-RAT is the only model with a correct prediction.

Length analysis We compared the average LF-EM of models for each possible number of steps in the QDMR structure (Fig. 10). We observe that CopyNet+BERT outperforms Latent-RAT when the number of steps is small, but once the number of steps is ≥ 5 , Latent-RAT outperforms CopyNet+BERT, showing it handles complex decompositions better, and in agreement with the tendency of sequence-to-sequence models to struggle with long output sequences.

Error analysis We randomly sampled 30 errors from each model and manually analyzed them. Table 5 describes the error classes for each model, and Appendix A.4 provides examples for these classes. Each example can have more than one error category.

For all models, the largest error category is actually cases where the prediction is correct but not

Model	ATIS	CLEVR	COMQA	CWQ	DROP	GEO	NLVR2	SPIDER
CopyNet+BERT	0.58	0.564	0.562	0.36	0.473	0.66	0.344	0.369
BiaffineGP	0.591	0.489	0.595	0.322	0.445	0.62	0.293	0.41
Latent-RAT	0.589	0.524	0.598	0.316	0.479	0.64	0.353	0.376
CopyNet+BERT	0.282	0.351	0.423	0.173	0.131	0.52	0.039	0.189
BiaffineGP	0.302	0.339	0.483	0.168	0.146	0.52	0.04	0.197
Latent-RAT	0.335	0.356	0.435	0.189	0.149	0.58	0.063	0.201
CopyNet+BERT	-51.38%	-37.77%	-24.73%	-51.94%	-72.30%	-21.21%	-88.66%	-48.78%
BiaffineGP	-48.90%	-30.67%	-18.82%	-47.83%	-67.19%	-16.13%	-86.35%	-51.95%
Latent-RAT	-43.12%	-32.06%	-27.26%	-40.19%	-68.89%	-9.38%	-82.15%	-46.54%

Table 3: Domain Generalization. LF-EM on the development set per sub-domain when training on the entire training set (top), and when training on all domains except the target one (middle). The bottom section is the performance drop from the full setup to the DomGen setup.

Model	1%	5%	10%	20%	50%
CopyNet _{BERT}	0.112	0.261	0.323	0.38	0.426
BiaffineGP	0.159	0.296	0.351	0.382	0.411
Latent-RAT	0.003	0.227	0.326	0.383	0.432

Table 4: Development set LF-EM as a function of the size of the training set.

captured by the LF-EM metric: 70% for CopyNet+BERT, 40% for BiaffineGP and 73.3% for Latent-RAT. This shows that the performance of current QDMR parsers is actually quite good, but capturing this with an automatic evaluation is challenging. Cases where the output is correct include:

- *Equivalent Solutions*: the prediction is logically equivalent to the gold structure.
- *Elaboration Level*: the model prediction is more/less granular compared to the gold structure, but the prediction is correct.
- *Redundancy*: additional information is predicted/omitted that does not effect the computation. For example the second occurrence of “yard’s” in , ”2. return **yards** of #1; 3. #1 where #2 is lower than 10 yards”.

- *Wrong Gold* - cases where the predication is more accurate than the gold decomposition.

The main classes of errors are:

- *Missing Information*: missing steps, missing references or missing tokens that affect the result of the computation.
- *Additional Steps*: duplicate steps or additional steps that change the result of the computation.
- *Wrong Global Structure*: The computation described by the predicted structure is wrong (for example, addition instead of subtraction).
- *Wrong Step Structure*: incoherent structure of a particular step that cannot be mapped to a proper structure.

	CopyN _{BERT}	BiaGP	LatRAT
Correct	70.00%	40.00%	73.30%
Equivalent Solutions	40.00%	30.00%	43.30%
Elaboration Level	26.70%	23.30%	26.70%
Redundancy	10.00%	0.00%	3.30%
Wrong Gold	0.00%	3.30%	3.30%
Missing Information	16.70%	20.00%	10.00%
Additional Steps	6.70%	23.30%	6.70%
Wrong Global Structure	3.30%	16.70%	13.30%
Wrong Step Structure	0.00%	16.70%	6.70%
Out of Vocab	13.30%	0.00%	0.00%

Table 5: Error classes and their frequency over a sample of 30 random errors. Model names were shortened from CopyNet+BERT, BiaffineGP and Latent-RAT.

- *Out of Vocabulary*: seq2seq models sometimes predict tokens that are not related to the question nor the decomposition. For example, “rodents” in a question about flowers.

7 Conclusion

In this work, we propose to represent QDMR structures with a dependency graph over the input tokens, and propose a graph parser and a seq2seq model that uses graph supervision as an auxiliary loss. We show that a graph parser is 16x faster than a seq2seq model, and that it exhibits better sample complexity. Moreover, using graphs as auxiliary supervision improves out-of-domain generalization and leads to better performance on questions that represent a long sequence of computational steps. Last, we propose a new evaluation metric for QDMR parsing and show it better corresponds to human intuitions.

In future work, we will examine ensemble models that take into account the complementary nature of graph parsers and seq2seq parser to further improve performance on QDMR parsing.

Acknowledgments

We thank Vivek Kumar Singh for his helpful ILP guidelines, and Tomer Wolfson for having kindly assisted in running our evaluation metric on our predictions for BREAK test set. This research was partially supported by The Yandex Initiative for Machine Learning, and the European Research Council (ERC) under the European Union Horizons 2020 research and innovation programme (grant ERC DELPHI 802800).

References

- Stanislaw Antol, Aishwarya Agrawal, Jiaseen Lu, Margaret Mitchell, Dhruv Batra, C. Lawrence Zitnick, and Devi Parikh. 2015. [VQA: visual question answering](#). In *2015 IEEE International Conference on Computer Vision, ICCV 2015, Santiago, Chile, December 7-13, 2015*, pages 2425–2433. IEEE Computer Society.
- Wenhu Chen, Hanwen Zha, Zhiyu Chen, Wenhan Xiong, Hong Wang, and William Yang Wang. 2020. [HybridQA: A dataset of multi-hop question answering over tabular and textual data](#). In *Findings of the Association for Computational Linguistics: EMNLP 2020*, pages 1026–1036, Online. Association for Computational Linguistics.
- Jacob Devlin, Ming-Wei Chang, Kenton Lee, and Kristina Toutanova. 2019. [BERT: Pre-training of deep bidirectional transformers for language understanding](#). In *Proceedings of the 2019 Conference of the North American Chapter of the Association for Computational Linguistics: Human Language Technologies, Volume 1 (Long and Short Papers)*, pages 4171–4186, Minneapolis, Minnesota. Association for Computational Linguistics.
- Timothy Dozat and Christopher D. Manning. 2018. [Simpler but more accurate semantic dependency parsing](#). In *Proceedings of the 56th Annual Meeting of the Association for Computational Linguistics (Volume 2: Short Papers)*, pages 484–490, Melbourne, Australia. Association for Computational Linguistics.
- Dheeru Dua, Yizhong Wang, Pradeep Dasigi, Gabriel Stanovsky, Sameer Singh, and Matt Gardner. 2019. [DROP: A reading comprehension benchmark requiring discrete reasoning over paragraphs](#). In *Proceedings of the 2019 Conference of the North American Chapter of the Association for Computational Linguistics: Human Language Technologies, Volume 1 (Long and Short Papers)*, pages 2368–2378, Minneapolis, Minnesota. Association for Computational Linguistics.
- Matt Gardner, Joel Grus, Mark Neumann, Oyvind Taffjord, Pradeep Dasigi, Nelson F. Liu, Matthew Peters, Michael Schmitz, and Luke Zettlemoyer. 2018. [AllenNLP: A deep semantic natural language processing platform](#). In *Proceedings of Workshop for NLP Open Source Software (NLP-OSS)*, pages 1–6, Melbourne, Australia. Association for Computational Linguistics.
- Jiatao Gu, Zhengdong Lu, Hang Li, and Victor O.K. Li. 2016. [Incorporating copying mechanism in sequence-to-sequence learning](#). In *Proceedings of the 54th Annual Meeting of the Association for Computational Linguistics (Volume 1: Long Papers)*, pages 1631–1640, Berlin, Germany. Association for Computational Linguistics.
- Darryl Hannan, Akshay Jain, and Mohit Bansal. 2020. [Manymodalqa: Modality disambiguation and QA over diverse inputs](#). In *The Thirty-Fourth AAAI Conference on Artificial Intelligence, AAAI 2020, The Thirty-Second Innovative Applications of Artificial Intelligence Conference, IAAI 2020, The Tenth AAAI Symposium on Educational Advances in Artificial Intelligence, EAAI 2020, New York, NY, USA, February 7-12, 2020*, pages 7879–7886. AAAI Press.
- Charles T. Hemphill, John J. Godfrey, and George R. Doddington. 1990. [The ATIS spoken language systems pilot corpus](#). In *Speech and Natural Language: Proceedings of a Workshop Held at Hidden Valley, Pennsylvania, June 24-27, 1990*.
- Sepp Hochreiter and Jürgen Schmidhuber. 1997. Long short-term memory. *Neural computation*, 9(8):1735–1780.
- Drew A. Hudson and Christopher D. Manning. 2019. [GQA: A new dataset for real-world visual reasoning and compositional question answering](#). In *IEEE Conference on Computer Vision and Pattern Recognition, CVPR 2019, Long Beach, CA, USA, June 16-20, 2019*, pages 6700–6709. Computer Vision Foundation / IEEE.
- Justin Johnson, Bharath Hariharan, Laurens van der Maaten, Li Fei-Fei, C. Lawrence Zitnick, and Ross B. Girshick. 2017. [CLEVR: A diagnostic dataset for compositional language and elementary visual reasoning](#). In *2017 IEEE Conference on Computer Vision and Pattern Recognition, CVPR 2017, Honolulu, HI, USA, July 21-26, 2017*, pages 1988–1997. IEEE Computer Society.
- Diederik P. Kingma and Jimmy Ba. 2015. [Adam: A method for stochastic optimization](#). In *3rd International Conference on Learning Representations, ICLR 2015, San Diego, CA, USA, May 7-9, 2015, Conference Track Proceedings*.
- Mike Lewis, Yinhan Liu, Naman Goyal, Marjan Ghazvininejad, Abdelrahman Mohamed, Omer Levy, Veselin Stoyanov, and Luke Zettlemoyer. 2020. [BART: Denoising sequence-to-sequence pre-training for natural language generation, translation, and comprehension](#). In *Proceedings of the 58th Annual Meeting of the Association for Computational Linguistics*, pages 7871–7880, Online. Association for Computational Linguistics.

Panupong Pasupat and Percy Liang. 2015. [Compositional semantic parsing on semi-structured tables](#). In *Proceedings of the 53rd Annual Meeting of the Association for Computational Linguistics and the 7th International Joint Conference on Natural Language Processing (Volume 1: Long Papers)*, pages 1470–1480, Beijing, China. Association for Computational Linguistics.

Peter Shaw, Jakob Uszkoreit, and Ashish Vaswani. 2018. [Self-attention with relative position representations](#). In *Proceedings of the 2018 Conference of the North American Chapter of the Association for Computational Linguistics: Human Language Technologies, Volume 2 (Short Papers)*, pages 464–468, New Orleans, Louisiana. Association for Computational Linguistics.

Sanjay Subramanian, Ben Bogin, Nitish Gupta, Tomer Wolfson, Sameer Singh, Jonathan Berant, and Matt Gardner. 2020. Achieving interpretability in compositional neural networks. In *Association for Computational Linguistics (ACL)*.

Alane Suhr, Stephanie Zhou, Ally Zhang, Iris Zhang, Huajun Bai, and Yoav Artzi. 2019. [A corpus for reasoning about natural language grounded in photographs](#). In *Proceedings of the 57th Annual Meeting of the Association for Computational Linguistics*, pages 6418–6428, Florence, Italy. Association for Computational Linguistics.

Alon Talmor and Jonathan Berant. 2018. [The web as a knowledge-base for answering complex questions](#). In *Proceedings of the 2018 Conference of the North American Chapter of the Association for Computational Linguistics: Human Language Technologies, Volume 1 (Long Papers)*, pages 641–651, New Orleans, Louisiana. Association for Computational Linguistics.

Alon Talmor, Ori Yoran, Amnon Catav, Dan Lahav, Yizhong Wang, Akari Asai, Gabriel Ilharco, Hananeh Hajishirzi, and Jonathan Berant. 2021. Multimodalqa: Complex question answering over text, tables and images. In *International Conference on Learning Representations (ICLR)*.

Ashish Vaswani, Noam Shazeer, Niki Parmar, Jakob Uszkoreit, Llion Jones, Aidan N. Gomez, Lukasz Kaiser, and Illia Polosukhin. 2017. [Attention is all you need](#). In *Advances in Neural Information Processing Systems 30: Annual Conference on Neural Information Processing Systems 2017, December 4–9, 2017, Long Beach, CA, USA*, pages 5998–6008.

Bailin Wang, Richard Shin, Xiaodong Liu, Oleksandr Polozov, and Matthew Richardson. 2020. [RAT-SQL: Relation-aware schema encoding and linking for text-to-SQL parsers](#). In *Proceedings of the 58th Annual Meeting of the Association for Computational Linguistics*, pages 7567–7578, Online. Association for Computational Linguistics.

Johannes Welbl, Pontus Stenetorp, and Sebastian Riedel. 2018. [Constructing datasets for multi-hop](#)

[reading comprehension across documents](#). *Transactions of the Association for Computational Linguistics*, 6:287–302.

Tomer Wolfson, Mor Geva, Ankit Gupta, Matt Gardner, Yoav Goldberg, Daniel Deutch, and Jonathan Berant. 2020. [Break it down: A question understanding benchmark](#). *Transactions of the Association for Computational Linguistics*, 8:183–198.

Zhilin Yang, Peng Qi, Saizheng Zhang, Yoshua Bengio, William Cohen, Ruslan Salakhutdinov, and Christopher D. Manning. 2018. [HotpotQA: A dataset for diverse, explainable multi-hop question answering](#). In *Proceedings of the 2018 Conference on Empirical Methods in Natural Language Processing*, pages 2369–2380, Brussels, Belgium. Association for Computational Linguistics.

A Appendices

A.1 QDMR LF

Table 6 shows the different operators, their properties and examples of LFs. Table 7 shows terms that are used to identify the QDMR step operator’s properties. We use the same lexicon from BREAK (Wolfson et al., 2020) for detecting operators, extended with some specifications for numeric properties such as *equals_0*.

A.2 LF-Based Evaluation (LF-EM)

In §3.2 we described a LF-based evaluation metric. Given a logical form of a QDMR, Z , the metric transforms it to a normalized form Z_{norm} in the following way: (1) *Normalize* the steps by removing unnecessary tokens and replace equivalents; (2) *Merge* steps with their referrer; and (3) *Reorder* the steps in a consistent order. Now we describe these steps more formally.

Normalize Steps Let $z = \langle o, \rho, A \rangle$ be a logical form of step s , where $A = \{ \langle \eta^a, \tau^a \rangle \mid \eta^a \in PROP_o, \tau^a \subseteq s \}_{a=1}^{|A|}$ is the named-arguments set. Note here τ is a set of tokens instead of subsequence of s . A *normalization transformation* is a function $\mathcal{T}_{o,\rho} : s \rightarrow \{\emptyset\} \cup \mathcal{V}_q \cup \mathcal{V}_{store}$ mapping each token to an equivalent token out of the allowed vocabulary or to \emptyset for removal. We denote by $\mathcal{T}_{o,\rho}(A) := \{ \langle \eta, \{ \mathcal{T}_{o,\rho}(\tau_1), \dots, \mathcal{T}_{o,\rho}(\tau_{|\tau|}) \} \rangle \mid \langle \eta, \tau \rangle \in A \}$, i.e, applying a transformation on the named-arguments set is defined by applying it on each of the arguments tokens. The final normalized form of l is given by applying multiple transformations on the arguments, $z^{norm} = \langle o, \rho, \mathcal{T}_{o,\rho}^{rep} \circ \mathcal{T}_{o,\rho}^{aux} \circ \mathcal{T}_{o,\rho}^{prop}(A) \rangle$.

Operator	PROP	ARG	Example
SELECT	\emptyset	sub	return cubes SELECT[(sub=cubes)]
FILTER	\emptyset	sub, condition	return #1 from Toronto FILTER[(sub=#1, cond=from Toronto)]
PROJECT	\emptyset	sub, projection	return the head coach of #1 PROJECT[(sub=#1, projection=the head coach of)]
AGGREGATE	<i>max, min, count, sum, avg</i>	arg	return maximal number of #1 AGGREGATE[<i>max</i>](arg=#1)
GROUP	<i>max, min, count, sum, avg</i>	key, value	return the number of #2 for each #1 GROUP[<i>count</i>](key=#1, value=#2)
SUPERLATIVE	<i>max, min</i>	sub, attribute	return #2 where #3 is the lowest SUPERLATIVE[<i>min</i>](sub=#2, attribute=#3)
COMPARATIVE	<i>equals, equals-[0/1/2], more, more- than-[0/1/2], less, less-than- [0/1/2]</i>	sub, attribute, condition	return #1 where #2 is more than 100 COMPARATIVE[<i>more</i>](sub=#1, attribute=#2, condition=100)
COMPARISON	<i>max, min, count, sum, avg, true, false</i>	arg	return which is higher of #1, #2 COMPARISON[<i>max</i>](arg=#1, arg=#2)
UNION	\emptyset	sub	return #1, #2 UNION[(sub=#1, sub=#2)]
INTERSECTION	\emptyset	intersect, projection	return parties in both #2 and #3 INTERSECTION[(intersect=#2, projection=parties), intersect=#3]
DISCARD	\emptyset	sub, exclude	return #1 besides #2 DISCARD[(sub=#1, exclude=#2)]
SORT	\emptyset	sub, order	return #1 ordered by name SORT[(sub=#2, order=name)]
BOOLEAN	<i>equals, equals-[0/1/2], more-than- [0/1/2], less-than- [0/1/2], and-true, and-false, or-true, or-false, if-exists</i>	sub, condition	return if #1 is the same as #2 BOOLEAN[<i>equals</i>](sub=#1, condition=#2)
ARITHMETIC	<i>sum, diff, multiply, div</i>	arg, left, right	return the difference of #3 and #4 ARITHMETIC[<i>diff</i>](left=#3, right=#4)

Table 6: LF operators, properties and arguments. Each QDMR step can be mapped to one of the above operators, where its LF consists of its operator, properties and arguments. The example column shows an example for such LF.

Operator	PROP	Lexical entries
AGGREGATE, COMPARISON, GROUP	<i>max</i>	max, most, more, last, bigger, biggest, larger, largest, higher, highest, longer, longest
AGGREGATE, COMPARISON, GROUP	<i>min</i>	min, least, less, first, fewer, smaller, smallest, lower, lowest, shortest, shorter, earlier
AGGREGATE, COMPARISON, GROUP	<i>count</i>	count, number of, total number of
AGGREGATE, ARITHMETIC, COMPARISON, GROUP	<i>sum</i>	sum, total
AGGREGATE, COMPARISON, GROUP	<i>avg</i>	avg, average, mean
ARITHMETIC	<i>diff</i>	difference, decline
ARITHMETIC	<i>multiply</i>	multiplication, multiply
ARITHMETIC	<i>div</i>	division, divide
BOOLEAN, COMPARATIVE	<i>equals</i>	equal, equals, same as
BOOLEAN	<i>if-exists</i>	any, there
COMPARATIVE	<i>more</i>	more, at least, higher than, larger than, bigger than
COMPARATIVE	<i>less</i>	less, at most, smaller than, lower than
SUPERLATIVE	<i>max</i>	most, biggest, largest, highest, longest
SUPERLATIVE	<i>min</i>	least, fewest, smallest, lowest, shortest, earliest

Table 7: Property lexicon. Tokens for detecting the properties of a QDMR step, for creating its logical form.

$\mathcal{T}_{o,\rho}^{prop}$ removes the *property lexicon entries* of properties ρ . This information is already given by ρ and therefore is not needed to take a part in the arguments. Table 7 shows the lexicon entries for each property.

$\mathcal{T}_{o,\rho}^{aux}$ removes uninformative tokens, such as prepositions. These \mathcal{V}_{aux} were added in the first place to allow continuous fluent sentences to be written.

$\mathcal{T}_{o,\rho}^{rep}$ maps a token to its *representative token*. Recall *BREAK* samples where annotated based on an allowed vocabulary, which is built on top of the question tokens variations and some additional ones. We define equivalence classes of *break equivalent tokens* and set a representative for each class. Table 8 shows some examples for these classes.

Merge Steps The level of elaboration varies between annotators, leading to implicit steps, i.e. steps that are contained in other steps. This is especially common in *FILTER* and *PROJECT* steps. Therefore we offer a merging mechanism for group-

Type	Equivalence Class
Modifications	cube, cubes, ... old, oldness, ... taller, tall, ... working, work, ...
Operational	biggest, longest, highest, ...
Synonyms	elevation, height 0, zero ...

Table 8: *BREAK* Equivalence Classes. (1) *Modifications* - the same modifications of the question tokens that were used for creating *BREAK* annotation lexicon (e.g plural/singular form, nounify adjectives, lemmatize adjectives, lemmatize verbs); (2) *Operational* equivalence induced from properties lexicon; (3) Manually-defined *Synonyms* lexicon; We mostly retrieve the final equivalence classes by merging classes that share some tokens.

ing such decompositions.

A merge rule is defined by $\langle o^{src}, \eta^{src}, o^{dst}, o^{out}, f_\rho, f_\eta \rangle$ where o^{src}, η^{src} are the referrer step operator and argument name with the observed reference, o^{dst} is the referred step operator, o^{out} is the merged step operator and $f_\rho : PROP_{o^{src}} \times PROP_{o^{dst}} \rightarrow PROP_{o^{out}}$, $f_\eta : ARG_{o^{src}, \rho^{src}} \cup ARG_{o^{dst}, \rho^{dst}} \rightarrow ARG_{o^{out}, \rho^{out}}$ are mappings for the merged step properties and named arguments. The values for the arguments, τ , are induced by merging the values of the arguments names that are mapped to the merged argument name.

In particular, we use the following merging rules:

- *project-sub* \rightarrow *select* = *project* Collapse *select* step that is referred by a *project* step as its subject.

$$\begin{aligned} \langle o^{src}, \eta^{src}, o^{dst}, o^{out} \rangle &= \\ \langle project, sub, select, project \rangle & \\ f_\rho(\rho^{src}, \rho^{dst}) &= \rho^{src} \\ f_\eta(a) &= \begin{cases} a, & \text{if } a \in ARG_{src} \\ sub, & \text{if } a \in ARG_{dst} \end{cases} \end{aligned}$$

- *filter-sub* \rightarrow *select* = *filter* Collapse *select* step that is referred by a *filter* step as its subject.
- *filter-sub* \rightarrow *filter* = *filter* Collapse *filter* step that is referred by another

filter step as its subject. This rule deals with filter chains, when a sequence of filters referred by each other with *sub* argument, any order of them has the same meaning.

Reorder Execution Graph In some cases there are multiple possible sequential orderings for the same execution graph, for example for parallel execution branches (Fig. 4). We reorder the graph by first splitting the steps into layers where each layer may refer to previous layers only, and then order within a layer lexicographically. Formally, let $REF(z^i) \in [m] \setminus \{i\}$ be the references of step z^i . We define the *degree* (layer) of z^i by:

$$d(z^i) := \begin{cases} 0, & \text{if } REF(s) = \emptyset \\ \max_{j \in REF(z^i)} d(z^j) + 1, & \text{otherwise} \end{cases}$$

Since QDMR execution graph is a DAG, $d(\cdot)$ is well defined. Let $\Delta_d = \{i \mid d(z^i) = d\}$ for $d \in [0..m]$. $rnk_{d(z^i)}(z^i)$ is the alphabet rank of z^i in $\Delta_{d(z^i)}$, where z^i textual representation is of the form $\rho^i[\rho_1^i, \dots, \rho_{|\rho^i|}^i](\eta_1^i = \tau_1^i, \dots, \eta_{|A^i|}^i = \tau_{|A^i|}^i)$. The properties $\rho_1^i, \dots, \rho_{|\rho^i|}^i$ are sorted, and so the arguments $\eta_1^i = \tau_1^i, \dots, \eta_{|A^i|}^i = \tau_{|A^i|}^i$ first by the names η and second by the values τ . The textual representation of an argument value τ consists of alphabet ordered token, references first. Finally, the total rank of a step is given by $\langle d(z^i), rnk_{d(z^i)}(z^i) \rangle$, i.e primary order by degree and secondary order by in-layer rank.

A.3 Experiments Parameters

CopyNet-BERT The LSTM decoder has hidden size 768. We use a batch size of 32 and train for up to 25 epochs ($\sim 35k$ steps) with beam search of size 5.

Biaffine Graph Parser The POS embeddings are of size 100. The four FFNs consist of 3-layers with hidden size 300 and use ELU activation function. We use dropout of rate 0.6 on the contextualized encodings, and of rate 0.3 on the FF representations. We use a batch size of 32 and train for up to 80 epochs ($\sim 111k$ steps).

Latent RAT We stack 4 relation-aware self-attention layers on top of the contextualized encodings, each with 8 heads and dropout with rate 0.1. The FFNs for relation representation uses 3-layers with hidden size of 96, ReLU activation function

and dropout rate of 0.1. We tie the layers, and multiply the graph loss by 100. The rest is identical to the CopyNet-BERT configuration.

Optimization We used the Adam optimizer (Kingma and Ba, 2015) with the hyperparameters. The learning rate changes during training according to slanted triangular schema, in which it linearly increases from 0 to lr for the first $warmup_steps = 0.06 \cdot max_steps$, and afterwards linearly decreases back to 0. We use learning rate of $1 \cdot 10^{-3}$, and a separate learning rate of $5 \cdot 10^{-5}$ for the BERT-based encoder.

A.4 Error Analysis Examples

Some examples for each error class from §6.3. The gold decompositions are given on left, and the predictions are on the right.

Equivalent Solution

How many yards longer was the longest field goal over the second longest?

1. select(sub=field goals)
2. project(projection=yards of #REF; sub=#1)
3. aggregate[max](arg=longest #2)
4. aggregate[max](arg=second longest #2)
5. arithmetic[difference](left=#3; right=#4)

1. select(sub=field goals)
2. project(projection=yards of #REF; sub=#1)
3. aggregate[max](arg=#2)
4. discard(exclude=#3; sub=#2)
5. aggregate[max](arg=#4)
6. arithmetic[difference](left=#3; right=#5)

CopyNet

If there are exactly two fluffy dogs and no reflections.

1. select(sub=dogs)
2. filter(condition=that are fluffy; sub=#1)
3. aggregate[count](arg=#2)
4. boolean[equals_2](condition=is equal to two; sub=#3)
5. select(sub=reflections)
6. aggregate[count](arg=#5)
7. boolean[equals_0](condition=is equal to zero; sub=#6)
8. boolean[logical_and,true](sub=#4,#7)

1. select(sub=dogs)
2. filter(condition=that are fluffy; sub=#1)
3. aggregate[count](arg=#2)
4. boolean[equals_2](condition=is equal to two; sub=#3)
5. project(projection=reflections of #REF; sub=#2)
6. aggregate[count](arg=#5)
7. boolean[equals_0](condition=is equal to zero; sub=#6)
8. boolean[logical_and,true](sub=#4,#7)

Latent-RAT

Elaboration Level

What tv program with more than 19 episodes did Joey Lawrence play on?

1. select(sub=Joey Lawrence)
2. project(projection=tv programs of #REF; sub=#1)
3. filter(condition=with more than 19 episodes; sub=#2)

1. select(sub=Joey Lawrence)
2. project(projection=tv program; sub=#1)
3. project(projection=episodes; sub=#2)
4. group[count](key=#2; value=#3)
5. comparative[more](attribute=#4; condition=more than 19; sub=#2)

BiaffineGP

Redundancy

How many TD passes were under 10 yards?

1. select(sub=TD passes)
2. project(projection=yards of #REF; sub=#1)
3. comparative[less](attribute=#2; condition=is lower than 10 yards; sub=#1)
4. aggregate[count](arg=#3)

1. select(sub=TD passes)
2. project(projection=yards of #REF; sub=#1)
3. comparative[less](attribute=#2; condition=is lower than 10; sub=#1)
4. aggregate[count](arg=#3)"

CopyNet

Wrong Gold

How many objects are either yellow or shiny?

1. select(sub=objects)
2. filter(condition=that are yellow; sub=#1)
3. filter(condition=that are shiny; sub=#1)
4. aggregate[count](arg=#2)
5. aggregate[count](arg=#3)
6. arithmetic[sum](arg=#4,#5)

1. select(sub=objects)
2. filter(condition=shiny; sub=#1)
3. discard(exclude=#2; sub=#1)
4. aggregate[count](arg=#2)
5. filter(condition=yellow; sub=#3)
6. aggregate[count](arg=#5)
7. arithmetic[sum](arg=#4,#6)

BiaffineGP

Missing Information

What shape of the only object that wont roll if pushed?

1. select(sub=objects)
2. filter(condition=that wont roll if pushed; sub=#1)
3. project(projection=shape of #REF; sub=#2)

1. select(sub=objects)
2. filter(condition=that has roll if pushed; sub=#1)
3. project(projection=shape of #REF; sub=#2)

CopyNet

Additional Steps

What is the smallestt shape and also yellow?

1. select(sub=shapes)
2. project(projection=size of #REF; sub=#1)
3. superlative[min](attribute=#2; sub=#1)
4. filter(condition=that are yellow; sub=#3)

1. select(sub=shape)
2. comparative(condition=smallestt; sub=#1)
3. project(projection=size; sub=#1)
4. superlative[min](attribute=#3; sub=#1)
5. filter(condition=yellow; sub=#2,#4)

BiaffineGP

If at least five orange dogs without collars sit upright in a row, gazing intently, in one image, and the other image includes dogs in collars arranged more or less in a row.

1. select(sub=one image)
2. project(projection=dogs in #REF; sub=#1)
3. filter(condition=that are orange; sub=#2)
4. select(sub=collars)
5. filter(condition=#4,without; sub=#3)
6. filter(condition=that sit upright; sub=#5)
7. filter(condition=in a row; sub=#6)
8. filter(condition=that are gazing intently; sub=#7)
9. aggregate[count](arg=#8)
10. boolean(condition=is at least five; sub=#9)
11. select(sub=the other image)
12. project(projection=dogs in #REF; sub=#11)
13. filter(condition=#4,in; sub=#12)
14. boolean(condition=are arranged more or less in a row; sub=#13)
15. boolean[logical_and,true](sub=#10,#14)

1. select(sub=one image)
2. project(projection=dogs in #REF; sub=#1)
3. filter(condition=that are orange; sub=#2)
4. select(sub=collars)
5. filter(condition=that are orange; sub=#3)
6. filter(condition=that are in a row; sub=#5)
7. filter(condition=that are gazing intently; sub=#6)
8. aggregate[count](arg=#7)
9. boolean(condition=is at least five; sub=#8)
10. select(sub=other image)
11. project(projection=dogs in #REF; sub=#10)
12. project(projection=collars of #REF; sub=#10)
13. filter(condition=that are arranged more in a row; sub=#12)
14. aggregate[count](arg=#13)
15. boolean(condition=is at least five; sub=#14)
16. boolean[logical_and,true](sub=#8,#15)

Latent-RAT

Wrong Global Structure

How many was the difference between Sobieski's force and the Turks and Tatars?

1. select(sub=Sobieski)
2. project(projection=the force of #REF; sub=#1)
3. project(projection=size of #REF; sub=#2)
4. select(sub=the Turks and Tatars)
5. project(projection=the force of #REF; sub=#4)
6. project(projection=size of #REF; sub=#5)
7. arithmetic[difference](left=#6; right=#3)

1. select(sub=Sobieski)
2. project(projection=force of #REF; sub=#1)
3. select(sub=Turks)
4. select(sub=the Tatars)
5. arithmetic[difference](left=#2; right=#3)
6. arithmetic[difference](left=#4; right=#5)

Latent-RAT

Wrong Step Structure

How many years after Knopf was founded was it officially incorporated?

- | | |
|--|--|
| 1. select(sub=Knopf was founded) | 1. project(projection=Knopf was founded years; sub=#1) |
| 2. select(sub=Knopf was officially incorporated) | 2. select(sub=was it officially incorporated) |
| 3. project(projection=year of #REF; sub=#1) | 3. project(projection=years; sub=#2) |
| 4. project(projection=year of #REF; sub=#2) | 4. arithmetic[difference](left=#3; right=#1) |
| 5. arithmetic[difference](left=#4; right=#3) | |

BiaffineGP

Out of Vocabulary

What country is currently led by an acting prime minister and is a part of NATO?

- | | |
|---|--|
| 1. select(sub=NATO) | 1. select(sub=company) |
| 2. project(projection=countries of #REF; sub=#1) | 2. filter(condition=that is currently led by an acting prime minister; sub=#1) |
| 3. filter(condition=that are currently led by an acting prime minister; sub=#2) | 3. filter(condition=that is part of NATO; sub=#2) |

CopyNet