

Identifying the Limits of Cross-Domain Knowledge Transfer for Pretrained Models

Zhengxuan Wu
Stanford University
wuzhengx@stanford.edu

Nelson F. Liu
Stanford University
nfliu@cs.stanford.edu

Christopher Potts
Stanford University
cgpotts@stanford.edu

Abstract

There is growing evidence that pretrained language models improve task-specific fine-tuning not just for the languages seen in pre-training, but also for new languages and even non-linguistic data. What is the nature of this surprising cross-domain transfer? We offer a partial answer via a systematic exploration of how much transfer occurs when models are denied any information about word identity via random scrambling. In four classification tasks and two sequence labeling tasks, we evaluate baseline models, LSTMs using GloVe embeddings, and BERT. We find that only BERT shows high rates of transfer into our scrambled domains, and for classification but not sequence labeling tasks. Our analyses seek to explain why transfer succeeds for some tasks but not others, to isolate the separate contributions of pretraining versus fine-tuning, and to quantify the role of word frequency. These findings help explain where and why cross-domain transfer occurs, which can guide future studies and practical fine-tuning efforts.¹

1 Introduction

Fine-tuning pretrained language models has proven to be highly effective across a wide range of NLP tasks; the leaderboards for standard benchmarks are currently dominated by models that adopt this general strategy (Rajpurkar et al., 2016, 2018; Wang et al., 2018; Yang et al., 2018; Wang et al., 2019). Recent work has extended these findings in even more surprising ways: Artetxe et al. (2020), Karthikeyan et al. (2019), and Tran (2020) find evidence of transfer between natural languages, and Papadimitriou and Jurafsky (2020) show that pre-training language models on non-linguistic data such as music and computer code can improve test performance on natural language.

¹We release code to scramble corpora and run our evaluation pipeline at <https://github.com/frankaging/limits-cross-domain-transfer>

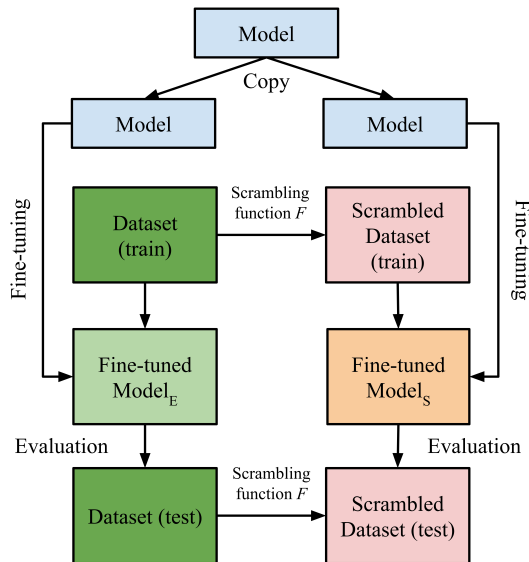


Figure 1: An overview of our experiment paradigm. Starting with a model (e.g., pretrained BERT, GloVe-initialized LSTM, etc.), we copy it and fine-tune it on the regular and scrambled train set using a scrambling function F . The model is then evaluated on regular and scrambled test sets. Our paper explores different options for F and a number of variants of our models to try to quantify the amount of transfer and identify its sources.

Why does pretraining help even across what appear to be fundamentally different symbolic domains, and what are the limits of such cross-domain transfer? In this work, we seek to inform these questions via a systematic exploration of how much cross-domain transfer we see when the model is denied any information about word identity.

Figure 1 gives an overview of our core experimental paradigm: starting with two identical copies of a single pretrained model for English, we fine-tune one on English examples and the other on scrambled English sentences, using a scrambling function F (Section 3), and then we evaluate the resulting models. We apply this paradigm to four classification tasks and two sequence modeling

tasks, and we evaluate bag-of-words baselines, LSTMs with GloVe initialization and rich attention mechanisms, and BERT. Our central finding is that only BERT is able to achieve robust cross-domain transfer, and for classification tasks but not sequence labeling ones.

To try to understand why such transfer is successful for some tasks but not others, we pursue a number of hypotheses. First, we consider whether using a scrambling function F that matches word frequencies is required for transfer, and we find that such matching plays a small role, but not enough to account for the observed performance (Section 7.1). Second, we assess whether frequency matching might actually be inserting semantic consistency into the scrambling process by, for example, systematically creating substitution pairs like *good/great* and *professor/teacher* (Section 7.2). However, we find no evidence of such semantic consistency. Third, we try to isolate the contribution of pretraining versus fine-tuning by fine-tuning randomly initialized models of different sizes (Section 7.3) and by freezing the BERT parameters, such that only task-specific parameters are updated (Section 7.4). These variations lead to a substantial drop in transfer, suggesting that fine-tuning is vital, although our LSTM results show that the BERT pretrained starting point is also an essential component. While these findings do not fully account for the transfer we observe, they offer a partial explanation which should help guide future studies of this issue and which can help with practical fine-tuning work in general.

2 Related work

2.1 Evidence for Transfer

Transferability across domains is often used to benchmark large pretrained models such as BERT (Devlin et al., 2019a), RoBERTa (Liu et al., 2019b), ELECTRA (Clark et al., 2019), and XLNet (Yang et al., 2019). To assess transferability, pretrained models are fine-tuned for diverse downstream tasks (Wang et al., 2018, 2019). Recently, pretrained Transformer-based models (Vaswani et al., 2017) have even surpassed estimates of human performance on GLUE (Wang et al., 2018) and SuperGLUE (Wang et al., 2019). While the benefits of pretraining are reduced when there is a large train set (Hernandez et al., 2021), there is little doubt that this pretraining process helps in many scenarios.

2.2 Studies of Why Transfer Happens

There are diverse efforts underway to more deeply understand why transfer occurs. Probing tests often involve fitting supervised models on internal representations in an effort to determine what they encode. Such work suggests that BERT representations encode non-trivial information about morphosyntax and semantics (Tenney et al., 2019; Liu et al., 2019a; Hewitt and Manning, 2019; Manning et al., 2020) and perhaps weakly encode world knowledge such as relations between entities (Da and Kasai, 2019; Petroni et al., 2019), but that they contain relatively little about pragmatics or role-based event knowledge (Ettinger, 2020). Newer feature attribution methods (Zeiler and Fergus, 2014; Springenberg et al., 2015; Shrikumar et al., 2017; Binder et al., 2016; Sundararajan et al., 2017) and intervention methods (McCoy et al., 2019; Vig et al., 2020; Geiger et al., 2020) are corroborating these findings while also yielding a picture of the internal causal dynamics of these models.

Another set of strategies for understanding transfer involves modifying network inputs or internal representations and studying the effects of such changes on task performance. For instance, Tamkin et al. (2020) show that BERT’s performance on downstream GLUE tasks suffers only marginally even if some layers are reinitialized before fine-tuning, and Gauthier and Levy (2019), Pham et al. (2020), and Sinha et al. (2021) show that BERT-like models are largely insensitive to word order changes.

2.3 Extreme Cross-Domain Transfer

Cross-domain transfer is not limited to monolingual cases (Karthikeyan et al., 2019). With modifications to its tokenizer, English-pretrained BERT improves performance on downstream multilingual NLU tasks (Artetxe et al., 2020; Tran, 2020). Papadimitriou and Jurafsky (2020) show that pretraining language models on structured non-linguistic data (e.g., MIDI music or Java code) improves test performance on natural language. Our work advances these efforts along two dimensions. First, we challenge models with extremely ambitious cross-domain settings and find that BERT shows a high degree of transfer, and we conduct a large set of follow-up experiments to help identify the sources and limitations of such transfer.

Scrambling Method	Sentence
Original English (No Scrambling)	“the worst titles in recent cinematic history ”
Similar Frequency	“a engaging semi is everyone dull dark ”
Random	“kitsch theatrically tranquil andys loaf shorty lauper ”

Table 1: An example from the SST-3 dataset and its two scrambled variants.

3 Experimental Paradigm

We now describe the evaluation paradigm summarized in Figure 1 (Section 3.1), with special attention to the scrambling functions F that we consider (Sections 3.2–3.3).

3.1 Evaluation Pipeline

Figure 1 shows our main evaluation paradigm for testing the transferability of a model without word identity information. On the left side, we show the classic fine-tuning pipeline (i.e., we fine-tune on the original English training set and evaluate on the original English test set). On the right side, we show our new evaluation pipeline: starting from a single model, we (1) fine-tune it with a corrupted training split where regular English word identities are removed and then (2) evaluate the model on a version of the evaluation set that is corrupted in the same manner. The paradigm applies equally to models without any pretraining and with varying degrees of pretraining for their model parameters.

3.2 Scrambling with Similar Frequency

To remove word identities, we scrambled each sentence in each dataset by substituting each word w with a new word w' in the vocabulary of the dataset. For Scrambling with Similar Frequency, we use the following rules:

1. w and w' must have the same sub-token length according to the BERT tokenizer; and
2. w and w' must have similar frequency.

The first rule is motivated by the concern that sub-token length may correlate with word frequency, given that rarer and longer words may be tokenized into longer sub-tokens. The second rule is the core of the procedure. The guiding idea is that word frequency is often reflected in learned embeddings (Gong et al., 2018), so this scrambling

procedure might preserve useful information and thus help to identify the source of transfer. Table 5 shows an example, and Appendix C provides details about the matching algorithm and additional examples of scrambled sentences.

3.3 Random Scrambling

To better understand the role of frequency in domain transfer, we also consider a word scrambling method that does not seek to match word frequencies. For this, we simply shuffle the vocabulary and match each word with another random word in the vocabulary without replacement. We include the distributions of the difference in frequency for every matched word pair in Appendix C to make sure a word is paired with a new word with drastically different frequency in the dataset. We also tried to pair words by the reverse order of frequencies, which yielded similar results, so we report only random scrambling results here.

4 Models

In this section, we describe the models we evaluated within our paradigm. Appendix B provides additional details about how the models were designed.

BERT For our BERT model (Devlin et al., 2019b), we import weights from the pretrained BERT-base model through the HuggingFace Transformers library (Wolf et al., 2020). For sequence classification tasks, we append a classification head after the [CLS] token embedding in the last layer of the BERT model. If an input example contains a pair of sentences, we concatenate them using a [SEP] token in between. For sequence labeling tasks, we append a shared classification head to each token embedding in the last layer of the BERT model.

LSTM We contextualize our results against a strong LSTM-based model (Hochreiter and Schmidhuber, 1997). We lower-case each input sentence and tokenize it by separating on spaces and punctuation. We then use 300-dimensional GloVe embeddings (Pennington et al., 2014)² as inputs to a single-layer recurrent neural network with LSTM cells, with a hidden size of 64. We use dot-product attention (Luong et al., 2015) to formulate

²We use the Common Crawl cased version: <http://nlp.stanford.edu/data/glove.840B.300d.zip>

Dataset	Type	#Train	#Dev	#Test	#Class
SST-3	Sequence Classification	159k	1,1k	2.2k	3
SNLI	Sequence Classification	550k	10k	10k	3
QNLI	Sequence Classification	108k	5.7k	5.7k	2
MRPC	Sequence Classification	3.7k	408	1.7k	2
EN-EWT UPOS	Sequence Labeling	14k	2k	3.5k	18
CoNLL-2003 NER	Sequence Labeling	12.5k	2k	2.1k	9

Table 2: Summary information for each task.

a context vector for each sentence. Finally, we pass the context vector through a multilayer perceptron (MLP) layer to get the final prediction. For an input example with a pair of sentences, we concatenate two sentences together before feeding them into our LSTM encoder. For sequence labeling tasks, we directly feed the hidden state at each position to the MLP layer to get the final prediction.

Bag-of-Words (BoW) Model We compare against a BoW classifier, which serves as a proxy of model performance when only given word co-occurrence information. For each sentence in a dataset, we first formulate a BoW vector that uses unigram representations of an input sentence. Then, we feed the BoW vector through a softmax classifier. For examples with a pair of sentences, we create two BoW vectors for each sentence, and concatenate them together before feeding them into the linear layer for predicting labels. For sequence labeling tasks, we use Conditional Random Fields models (CRFs; Lafferty et al., 2001) with character-level unigram BoW features.

Dummy Model We include a random classifier that generates predictions randomly proportional to the class distribution of the training set. We use this model to further contextualize our results.

5 Tasks

We consider six sequence classification and sequence labeling tasks (Table 2).

Sequence Classification We select four NLU datasets for sequence classification. We consider sentiment analysis (SST-3; Socher et al., 2013), where SST-3 is a variant of the Stanford Sentiment Treebank with positive/negative/neutral labels; we train on the phrase- and sentence-level sequences in the dataset and evaluate only on its sentence-level labels. Additionally, we include natural language inference (QNLI; Demszky et al.,

2018 and SNLI; Bowman et al., 2015) and paraphrase (MRPC; Dolan and Brockett, 2005). QNLI is derived from a version of Stanford Question Answering Dataset. For sequence classification tasks, we use Macro-F1 scores for SST-3, and accuracy scores for other NLU tasks.

Sequence Labeling In contrast to sequence classification, where the classifier only considers the [CLS] token of the last layer and predicts a single label for a sentence, sequence labeling requires the model to classify all tokens using their contextualized representations.

We select two datasets covering distinct tasks: part-of-speech detection (POS) and named entity recognition (NER). We used Universal Dependencies English Web Treebank (EN-EWT) (Silveira et al., 2014) for POS, and CoNLL-2003 (Tjong Kim Sang and De Meulder, 2003) for NER. For sequence labeling tasks, we used Micro-F1 (i.e., accuracy with full labels) for POS and F1 scores for NER.

6 Results

In this section, we analyze the fine-tuning performance of BERT on scrambled datasets. Table 3 shows performance results. We focus for now on the results for Scrambling with Similar Frequency. Additionally, we also include baseline models trained with original sentences for comparison purposes. When training models on each task, we select models based on performance on the dev split during fine-tuning. We average performance results with multiple random seeds to get stabilized results. See Appendix B for additional details on our training and evaluation procedures.

6.1 Sequence Classification

Comparing the second column (BERT model that is trained and tested on English) with the sixth column (BERT model that is trained and tested on

Dataset	Standard Models (Train and Test on English)				Scrambled Models (Train and Test on Scrambled English)			
	BERT	LSTM	BoW	Dummy	BERT-Scrambled		LSTM-Scrambled	
					Similar Frequency	Random	Similar Frequency	Random
SST-3	.71 (.02)	.62 (.01)	.59 (.00)	.33 (.02)	.65 (.01)	.64 (.02)	.57 (.02)	.56 (.02)
SNLI	.91 (.02)	.78 (.02)	.66 (.02)	.33 (.01)	.84 (.01)	.82 (.02)	.72 (.00)	.71 (.01)
QNLI	.91 (.02)	.68 (.02)	.62 (.01)	.50 (.01)	.82 (.01)	.79 (.02)	.62 (.01)	.61 (.01)
MRPC	.86 (.01)	.72 (.02)	.70 (.02)	.50 (.02)	.82 (.02)	.78 (.02)	.69 (.00)	.68 (.00)
EN-EWT	.97 (.01)	.85 (.02)	.65 (.01)	.09 (.01)	.86 (.01)	.81 (.02)	.80 (.01)	.72 (.01)
CoNLL-2003	.95 (.01)	.75 (.01)	.28 (.02)	.02 (.01)	.74 (.01)	.72 (.02)	.61 (.02)	.56 (.01)

Table 3: Model performance results for models trained on original English and on scrambled English. Standard deviations are reported for all entries.

Scrambled English with Similar Frequency Scrambling) in Table 3, we see that BERT maintains strong performance for all sequence classification tasks even when the datasets are scrambled. More importantly, we find that BERT fine-tuned with a scrambled dataset performs significantly better than the LSTM model (with GloVe embeddings) trained and evaluated on standard English data

For example, on the MRPC task, BERT evaluated with scrambled data experiences a less than 5% performance drop, and shows significantly better performance (a 13.9% improvement) than the best LSTM model. BERT evaluated with scrambled QNLI experiences the biggest drop (a 9.89% decrease). However, this still surpasses the best LSTM performance by a large margin (a 20.6% improvement).

Table 3 also presents performance results for other baseline models, which can be used to assess the intrinsic difficulty of each task. Our results suggest that BERT models fine-tuned with scrambled tasks remain very strong across the board, and they remain stronger than best LSTM baseline models (i.e., trained and tested on regular English) in all the classification tasks.

The overall performance of the LSTM models is worth further attention. The LSTMs are far less successful at our tasks than the BERT models. However, it seems noteworthy that scrambling does not lead to catastrophic failure for these models. Rather, they maintain approximately the same performance in the scrambled and unscrambled conditions. This might seem at first like evidence of some degree of transfer. However, as we discuss in Section 7.3, the more likely explanation is that the LSTM is simply being retrained more or less from scratch in the two conditions.

Dataset	LSTM-Baseline	LSTM-Scrambled	
		Similar Frequency GloVe	No GloVe
SST-3	.62 (.01)	.57 (.02)	.58 (.01)
SNLI	.78 (.02)	.72 (.00)	.71 (.00)
QNLI	.68 (.02)	.62 (.01)	.61 (.01)
MRPC	.72 (.02)	.69 (.00)	.69 (.00)
EN-EWT	.85 (.02)	.80 (.01)	.79 (.01)
CoNLL-2003	.75 (.01)	.61 (.02)	.60 (.01)

Table 4: Performance results for LSTM models trained on regular English and on English with Scrambling with Similar Frequency, with GloVe embeddings and with randomly initialized embeddings.

6.2 Sequence Labeling

For a more complex setting, we fine-tuned BERT with sequence labeling tasks, and evaluated its transferability without word identities (i.e., using datasets that are scrambled in the same way as in our sequence classification tasks). The second set (bottom set) of Table 3 shows performance results for sequence labeling tasks where the goal of the BERT model is to classify every token correctly. As shown in Table 3, BERT experiences a significant drop when evaluated with a scrambled dataset for a sequence labeling task. For LSTMs trained with scrambled sequence labeling tasks, we also observe bigger drops compared with sequence classification tasks. For CoNLL-2003, LSTM with GloVe embeddings drops (a 18.7% decrease) from its baseline counterpart. Our results suggest that transfer learning without word identities is much harder for sequence labeling tasks. One intuition is that sequence labeling tasks are more likely to rely on word identities given the fact that classification (i.e., labeling) is at the token-level.

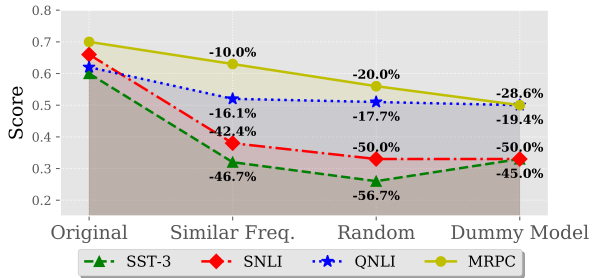


Figure 2: Zero-shot evaluation with the Bag-of-Words (BoW) model on scrambled datasets and the dummy model. Numbers are the differences between the current points and the first points in percentages.

7 Analysis

7.1 Frequency Effects

Preserving word frequencies during scrambling may lead to higher performance when training and evaluating on scrambled datasets. To assess how much of the observed transfer relates to this factor, we can compare Scrambling with Similar Frequency (SSF) with Random Scrambling (RS), as described in Section 3. As shown in Table 3, performance drops slightly if we use RS. For sequence classification tasks, RS experiences 1–5% drops in performance compared with SSF. For sequence labeling tasks, the difference is slightly larger: about 2–6%. This suggests that word frequency is indeed one of the factors that affects transferability, though the differences are relatively small, indicating that this is not the only contributing factor. This is consistent with similar findings due to Karthikeyan et al. 2019 for multilingual BERT.

7.2 Does Scrambling Preserve Meaning?

Another explanation is that our scrambling methods tend to swap words that are predictive of the same labels. For example, when we are substituting words with similar frequencies in SST-3, “good” may be swapped with “great” since they may have similar frequencies in a sentiment analysis dataset. To rule this out, we conducted zero-shot evaluation experiments with our BoW model on sequence classification tasks. The rationale here is that, to the extent that our swapping preserved the underlying connection between features and class labels, this should show up directly in the performance of the BoW model. For example, just swapping of “good” for “great” would hardly affect the final scores for each class. If there are a great many such invariances, then it would explain the apparent

transfer.

Figure 2 shows the zero-shot evaluation results of our BoW model on all sequence classification datasets. Our results suggest that both scrambling methods result in significant performance drops, which suggests that word identities are indeed destroyed by our procedure, which again shines the spotlight on BERT as the only model in our experiments to find and take advantage of transferable information.

7.3 Transfer or Simple Retraining?

Our results on classification tasks show that English-pretrained BERT can achieve high performance when fine-tuned and evaluated on scrambled data. Is this high performance uniquely enabled by transfer from BERT’s pretrained representations, or is BERT simply re-learning the token identities from its scrambled fine-tuning data?

To distinguish between these two hypotheses, we first examine whether randomly-initialized BERT models can also achieve high performance when fine-tuned and evaluated on scrambled data. We study models of varying capacity by modulating the number of BERT Transformer layers. See Appendix B for details about the training procedure for these randomly-initialized models.

We compare these varying-depth randomly-initialized models against BERT models pretrained on English. To modulate the capacity of these pretrained models, we progressively discard the later Transformer layers (i.e., we make predictions from intermediate layers). Comparing these models is a step toward disentangling the performance gains of pretraining from the performance gains relating to model capacity.

Figure 3 summarizes these experiments. The red line represents our fine-tuning results, across different model sizes. The shaded area represents the performance gain from pretraining when training and testing on scrambled data. Pretraining yields consistent gains across models of differing depths, with deeper models seeing greater gains.

For sequence labeling tasks, the patterns are drastically different: the areas between the two lines are small. Since the random-initialized and pretrained models achieve similar performance when fine-tuned and tested on scrambled data, pretraining is not beneficial. This suggests that BERT hardly transfers knowledge when fine-tuned for sequence labeling with scrambled data.

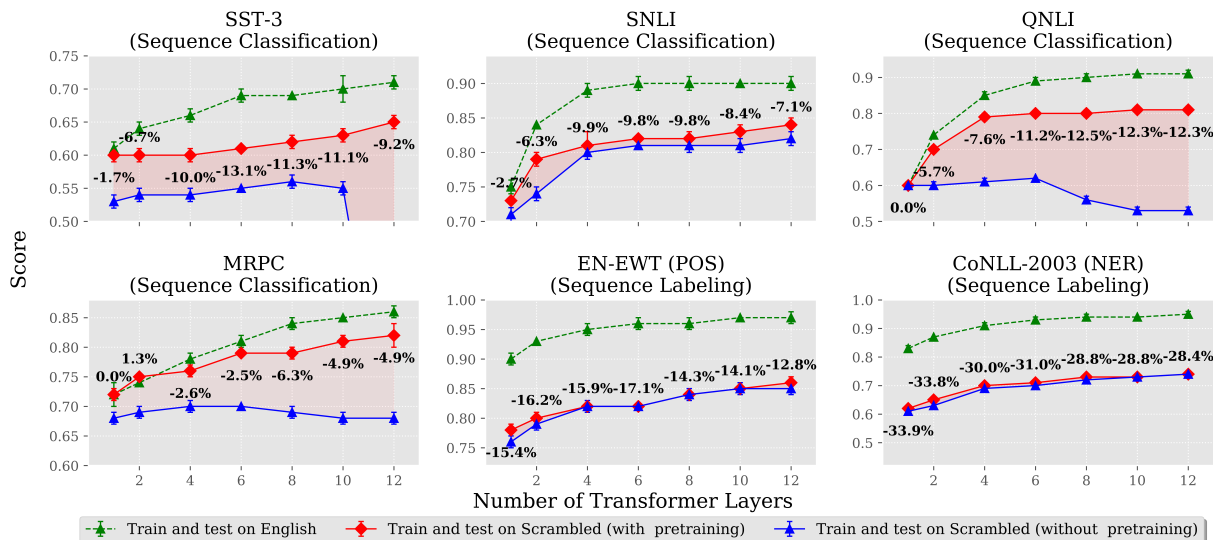


Figure 3: Performance results when fine-tuning end-to-end for different number of Transformer layers. Annotated numbers are the differences between the red lines and the green lines in percentages. Scoring for each task is defined in Section 5.

Table 4 shows our results when training LSTMs without any pretrained embeddings. Unlike with BERT, GloVe initialization (a pretraining step) hardly impacts model performance across all tasks. Our leading hypothesis here is that the LSTMs may actually relearn all weights without taking advantage of pretraining. All of our LSTM models have parameter sizes around 1M, whereas the smallest BERT model (i.e., with a single Transformer layer) is around 3.2M parameters. Larger models may be able to rely more on pretraining.

Overall, these results show that we do see transfer of knowledge, at least for classification tasks, but that there is variation between tasks on how much transfer actually happens.

7.4 Assessing Transfer with Frozen BERT Parameters

We can further distinguish the contributions of pretraining versus fine-tuning by freezing the BERT parameters and seeing what effect this has on cross-domain transfer. Ethayarajh (2019) provides evidence that early layers are better than later ones for classifier fine-tuning, so we explore the effects of this freezing for all the layers in our BERT model.

As shown in Figure 4, performance scores drop significantly if we only fine-tune the classifier head and freeze the rest of the layers in BERT across three of our tasks. However, we find that performance scores change significantly depending on which layer we append the classifier head to. Consistent with Ethayarajh’s findings, contextualized

embeddings in lower layers tend to be more predictive. For example, if we freeze BERT weights and use the contextualized embeddings from the 2nd layer for SST-3, the model reaches peak performance compared with contextualized embeddings from other layers. More importantly, the trend of the green line follows the red line in Figure 4, especially for SST-3 and QNLI. The only exception is MRPC, where the red line plateaus but the green line keeps increasing. This could be an artifact of the size of the dataset, since MRPC only contains around 3.7K training examples. Our results suggest that pretrained weights in successive self-attention layers provide a good initial point for the fine-tuning process.

8 Conclusion

In this paper, we propose an evaluation pipeline for pretrained models by testing their transferability without word identity information. Specifically, we take an English pretrained BERT off-the-shelf and fine-tune it with a scrambled English dataset. We conduct analyses across six tasks covering both classification and sequence labeling. By evaluating performance against multiple baselines, we aim to assess where BERT can transfer knowledge even without word identities. We find considerable transfer for BERT as compared to even powerful baselines, by only for classification tasks.

What is the source of successful cross-domain transfer with BERT? We find that word frequency

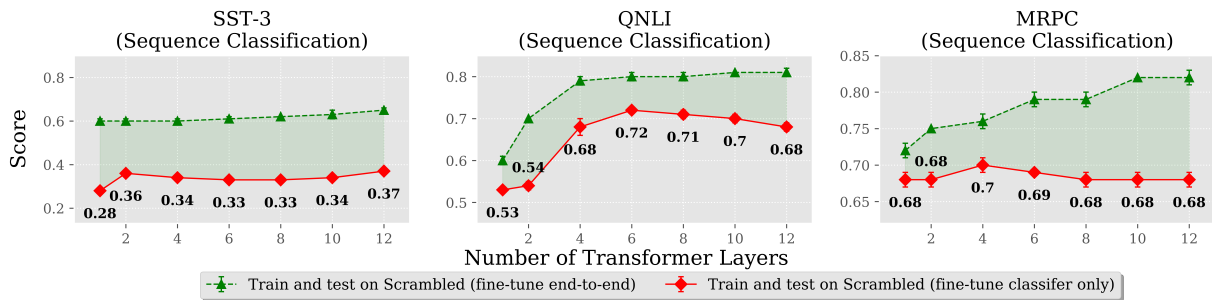


Figure 4: Performance results when fine-tuning only the classifier head by freezing all preceding layers in BERT (red line) vs. fine-tuning end-to-end, which includes the classifier head and all preceding layers in BERT (green line). Numbers are scores for the red lines. Scoring for each task is defined in Section 5.

contributes, but only to a limited extent: scrambling with matched word frequencies consistently outperforms scrambling with unmatched word frequencies, but transfer still occurs robustly even with random scrambling. We are also able to determine that both pretraining and fine-tuning are important and interacting factors in this transfer; freezing BERT weights during task-specific training leads to much less transfer, but too much task-specific training erodes the benefits of pretraining and in turn reduces the amount of transfer observed.

These analyses begin to piece together a full account of these surprising transfer results for BERT, but they do not fully explain our experimental results. Recent literature suggests at least two new promising avenues to explore. First, [Sinha et al. \(2021\)](#) seek to help characterize the rich distributional prior that models like BERT may be learning, which suggests that higher-order notions of frequency play a significant role in transfer. Second, the findings of [Ethayarajh \(2019\)](#) may be instructive: through successful layers, BERT seems to perform specific kinds of dimensionality reduction that help with low-dimensional classification tasks. Our results concerning layer-wise variation are consistent with this. And there may be other paths forward. The more we can learn about the extent of cross-domain transfer, the more effectively we can train and fine-tune these models on challenging tasks.

Acknowledgements

This work is supported in part a Facebook Robust Deep Learning for Natural Language Processing Research Award.

References

- Mikel Artetxe, Sebastian Ruder, and Dani Yogatama. 2020. On the cross-lingual transferability of monolingual representations. In *Proceedings of the 58th Annual Meeting of the Association for Computational Linguistics*, pages 4623–4637.
- Alexander Binder, Grégoire Montavon, Sebastian Lapuschkin, Klaus-Robert Müller, and Wojciech Samek. 2016. Layer-wise relevance propagation for neural networks with local renormalization layers. In *International Conference on Artificial Neural Networks*, pages 63–71. Springer.
- Samuel Bowman, Gabor Angeli, Christopher Potts, and Christopher D Manning. 2015. A large annotated corpus for learning natural language inference. In *Proceedings of the 2015 Conference on Empirical Methods in Natural Language Processing*, pages 632–642.
- Kevin Clark, Minh-Thang Luong, Quoc V Le, and Christopher D Manning. 2019. ELECTRA: Pre-training text encoders as discriminators rather than generators. In *International Conference on Learning Representations*.
- Jeff Da and Jungo Kasai. 2019. Cracking the contextual commonsense code: Understanding commonsense reasoning aptitude of deep contextual representations. *EMNLP 2019*, page 1.
- Dorottya Demszky, Kelvin Guu, and Percy Liang. 2018. [Transforming question answering datasets into natural language inference datasets](#).
- Jacob Devlin, Ming-Wei Chang, Kenton Lee, and Kristina Toutanova. 2019a. BERT: Pre-training of deep bidirectional transformers for language understanding. In *Proceedings of the 2019 Conference of the North American Chapter of the Association for Computational Linguistics: Human Language Technologies*.
- Jacob Devlin, Ming-Wei Chang, Kenton Lee, and Kristina Toutanova. 2019b. [BERT: Pre-training of deep bidirectional transformers for language understanding](#). In *Proceedings of the 2019 Conference*

- of the North American Chapter of the Association for Computational Linguistics: *Human Language Technologies, Volume 1 (Long and Short Papers)*, pages 4171–4186, Minneapolis, Minnesota. Association for Computational Linguistics.
- William B Dolan and Chris Brockett. 2005. Automatically constructing a corpus of sentential paraphrases. In *Proceedings of the Third International Workshop on Paraphrasing (IWP2005)*.
- Kawin Ethayarajh. 2019. How contextual are contextualized word representations? comparing the geometry of bert, elmo, and gpt-2 embeddings. In *Proceedings of the 2019 Conference on Empirical Methods in Natural Language Processing and the 9th International Joint Conference on Natural Language Processing (EMNLP-IJCNLP)*, pages 55–65.
- Allyson Ettinger. 2020. What bert is not: Lessons from a new suite of psycholinguistic diagnostics for language models. *Transactions of the Association for Computational Linguistics*, 8:34–48.
- Jon Gauthier and Roger Levy. 2019. [Linking artificial and human neural representations of language](#). In *Proceedings of the 2019 Conference on Empirical Methods in Natural Language Processing and the 9th International Joint Conference on Natural Language Processing (EMNLP-IJCNLP)*, pages 529–539, Hong Kong, China. Association for Computational Linguistics.
- Atticus Geiger, Kyle Richardson, and Christopher Potts. 2020. [Neural natural language inference models partially embed theories of lexical entailment and negation](#). In *Proceedings of the Third BlackboxNLP Workshop on Analyzing and Interpreting Neural Networks for NLP*, pages 163–173, Online. Association for Computational Linguistics.
- Chengyue Gong, Di He, Xu Tan, Tao Qin, Liwei Wang, and Tie-Yan Liu. 2018. [Frage: Frequency-agnostic word representation](#). In *Advances in Neural Information Processing Systems*, volume 31. Curran Associates, Inc.
- Danny Hernandez, Jared Kaplan, Tom Henighan, and Sam McCandlish. 2021. Scaling laws for transfer. *arXiv preprint arXiv:2102.01293*.
- John Hewitt and Christopher D Manning. 2019. A structural probe for finding syntax in word representations. In *Proceedings of the 2019 Conference of the North American Chapter of the Association for Computational Linguistics: Human Language Technologies, Volume 1 (Long and Short Papers)*, pages 4129–4138.
- Sepp Hochreiter and Jürgen Schmidhuber. 1997. Long short-term memory. *Neural Computation*, 9(8):1735–1780.
- K Karthikeyan, Zihan Wang, Stephen Mayhew, and Dan Roth. 2019. Cross-lingual ability of multilingual bert: An empirical study. In *International Conference on Learning Representations*.
- Diederik P. Kingma and Jimmy Ba. 2014. Adam: A method for stochastic optimization. In *Proceedings of the 3rd International Conference on Learning Representations*.
- John D. Lafferty, Andrew McCallum, and Fernando C. N. Pereira. 2001. Conditional random fields: Probabilistic models for segmenting and labeling sequence data. In *Proceedings of the Eighteenth International Conference on Machine Learning, ICML '01*, page 282–289, San Francisco, CA, USA. Morgan Kaufmann Publishers Inc.
- Nelson F Liu, Matt Gardner, Yonatan Belinkov, Matthew E Peters, and Noah A Smith. 2019a. Linguistic knowledge and transferability of contextual representations. In *Proceedings of the 2019 Conference of the North American Chapter of the Association for Computational Linguistics: Human Language Technologies, Volume 1 (Long and Short Papers)*, pages 1073–1094.
- Yinhan Liu, Myle Ott, Naman Goyal, Jingfei Du, Mandar Joshi, Danqi Chen, Omer Levy, Mike Lewis, Luke Zettlemoyer, and Veselin Stoyanov. 2019b. Roberta: A robustly optimized bert pretraining approach. *arXiv preprint arXiv:1907.11692*.
- Minh-Thang Luong, Hieu Pham, and Christopher D Manning. 2015. Effective approaches to attention-based neural machine translation. In *Proceedings of the 2015 Conference on Empirical Methods in Natural Language Processing*, pages 1412–1421.
- Christopher D Manning, Kevin Clark, John Hewitt, Urvasi Khandelwal, and Omer Levy. 2020. Emergent linguistic structure in artificial neural networks trained by self-supervision. *Proceedings of the National Academy of Sciences*, 117(48):30046–30054.
- R. Thomas McCoy, Tal Linzen, Ewan Dunbar, and Paul Smolensky. 2019. RNNs implicitly implement tensor product representations. In *Proceedings of the 7th International Conference on Learning Representations*, New Orleans, USA.
- Isabel Papadimitriou and Dan Jurafsky. 2020. Learning music helps you read: Using transfer to study linguistic structure in language models. In *Proceedings of the 2020 Conference on Empirical Methods in Natural Language Processing (EMNLP)*, pages 6829–6839.
- Jeffrey Pennington, Richard Socher, and Christopher D Manning. 2014. GloVe: Global vectors for word representation. In *Proceedings of the 2014 Conference on Empirical Methods in Natural Language Processing*, pages 1532–1543.
- Fabio Petroni, Tim Rocktäschel, Sebastian Riedel, Patrick Lewis, Anton Bakhtin, Yuxiang Wu, and Alexander Miller. 2019. Language models as knowledge bases? In *Proceedings of the 2019 Conference on Empirical Methods in Natural Language*

- Processing and the 9th International Joint Conference on Natural Language Processing (EMNLP-IJCNLP)*, pages 2463–2473.
- Thang M Pham, Trung Bui, Long Mai, and Anh Nguyen. 2020. Out of order: How important is the sequential order of words in a sentence in natural language understanding tasks? *arXiv preprint arXiv:2012.15180*.
- Pranav Rajpurkar, Robin Jia, and Percy Liang. 2018. Know what you don’t know: Unanswerable questions for SQuAD. In *Proceedings of the 56th Annual Meeting of the Association for Computational Linguistics (Volume 2: Short Papers)*, pages 784–789, Melbourne, Australia. Association for Computational Linguistics.
- Pranav Rajpurkar, Jian Zhang, Konstantin Lopyrev, and Percy Liang. 2016. SQuAD: 100,000+ questions for machine comprehension of text. In *Proceedings of the 2016 Conference on Empirical Methods in Natural Language Processing*, pages 2383–2392, Austin, Texas. Association for Computational Linguistics.
- Avanti Shrikumar, Peyton Greenside, and Anshul Kundaje. 2017. Learning important features through propagating activation differences. In *Proceedings of the 34th International Conference on Machine Learning*, volume 70 of *Proceedings of Machine Learning Research*, pages 3145–3153, International Convention Centre, Sydney, Australia. PMLR.
- Natalia Silveira, Timothy Dozat, Marie-Catherine de Marneffe, Samuel Bowman, Miriam Connor, John Bauer, and Christopher D. Manning. 2014. A gold standard dependency corpus for English. In *Proceedings of the Ninth International Conference on Language Resources and Evaluation (LREC-2014)*.
- Koustuv Sinha, Robin Jia, Dieuwke Hupkes, Joelle Pineau, Adina Williams, and Douwe Kiela. 2021. Masked language modeling and the distributional hypothesis: Order word matters pre-training for little. ArXiv:2104.06644.
- Richard Socher, Alex Perelygin, Jean Wu, Jason Chuang, Christopher D Manning, Andrew Y Ng, and Christopher Potts. 2013. Recursive deep models for semantic compositionality over a sentiment treebank. In *Proceedings of the 2013 Conference on Empirical Methods in Natural Language Processing*, pages 1631–1642.
- J Springenberg, Alexey Dosovitskiy, Thomas Brox, and M Riedmiller. 2015. Striving for simplicity: The all convolutional net. In *ICLR (workshop track)*.
- Mukund Sundararajan, Ankur Taly, and Qiqi Yan. 2017. Axiomatic attribution for deep networks. In *Proceedings of the 34th International Conference on Machine Learning*, volume 70 of *Proceedings of Machine Learning Research*, pages 3319–3328, International Convention Centre, Sydney, Australia. PMLR.
- Alex Tamkin, Trisha Singh, Davide Giovanardi, and Noah Goodman. 2020. Investigating transferability in pretrained language models. In *Findings of the Association for Computational Linguistics: EMNLP 2020*, pages 1393–1401, Online. Association for Computational Linguistics.
- Ian Tenney, Dipanjan Das, and Ellie Pavlick. 2019. Bert rediscovers the classical nlp pipeline. In *Proceedings of the 57th Annual Meeting of the Association for Computational Linguistics*, pages 4593–4601.
- Erik F. Tjong Kim Sang and Fien De Meulder. 2003. Introduction to the CoNLL-2003 shared task: Language-independent named entity recognition. In *Proceedings of the Seventh Conference on Natural Language Learning at HLT-NAACL 2003*, pages 142–147.
- Ke Tran. 2020. From english to foreign languages: Transferring pre-trained language models. *arXiv preprint arXiv:2002.07306*.
- Ashish Vaswani, Noam Shazeer, Niki Parmar, Jakob Uszkoreit, Llion Jones, Aidan N Gomez, Łukasz Kaiser, and Illia Polosukhin. 2017. Attention is all you need. In *Advances in Neural Information Processing Systems*, pages 5998–6008.
- Jesse Vig, Sebastian Gehrmann, Yonatan Belinkov, Sharon Qian, Daniel Nevo, Yaron Singer, and Stuart Shieber. 2020. Causal mediation analysis for interpreting neural nlp: The case of gender bias.
- Alex Wang, Yada Pruksachatkun, Nikita Nangia, Amanpreet Singh, Julian Michael, Felix Hill, Omer Levy, and Samuel Bowman. 2019. SuperGlue: A stickier benchmark for general-purpose language understanding systems. In *Advances in Neural Information Processing Systems*, volume 32. Curran Associates, Inc.
- Alex Wang, Amanpreet Singh, Julian Michael, Felix Hill, Omer Levy, and Samuel Bowman. 2018. Glue: A multi-task benchmark and analysis platform for natural language understanding. In *Proceedings of the 2018 EMNLP Workshop BlackboxNLP: Analyzing and Interpreting Neural Networks for NLP*, pages 353–355.
- Thomas Wolf, Lysandre Debut, Victor Sanh, Julien Chaumond, Clement Delangue, Anthony Moi, Pierric Cistac, Tim Rault, Remi Louf, Morgan Funtowicz, Joe Davison, Sam Shleifer, Patrick von Platen, Clara Ma, Yacine Jernite, Julien Plu, Canwen Xu, Teven Le Scao, Sylvain Gugger, Mariama Drame, Quentin Lhoest, and Alexander Rush. 2020. Transformers: State-of-the-art natural language processing. In *Proceedings of the 2020 Conference on Empirical Methods in Natural Language Processing: System Demonstrations*, pages 38–45, Online. Association for Computational Linguistics.

Zhilin Yang, Zihang Dai, Yiming Yang, Jaime Carbonell, Russ R Salakhutdinov, and Quoc V Le. 2019. Xlnet: Generalized autoregressive pretraining for language understanding. In *Advances in neural information processing systems*, pages 5753–5763.

Zhilin Yang, Peng Qi, Saizheng Zhang, Yoshua Bengio, William Cohen, Ruslan Salakhutdinov, and Christopher D. Manning. 2018. [HotpotQA: A dataset for diverse, explainable multi-hop question answering](#). In *Proceedings of the 2018 Conference on Empirical Methods in Natural Language Processing*, pages 2369–2380, Brussels, Belgium. Association for Computational Linguistics.

Matthew D. Zeiler and Rob Fergus. 2014. Visualizing and understanding convolutional networks. In *Computer Vision – ECCV 2014*, pages 818–833, Cham. Springer International Publishing.

Appendix for ‘Identifying the Limits of Cross-Domain Knowledge Transfer for Pretrained Models’

A Datasets

Table 2 in our main text shows statistics for the six datasets included in our experiments. We use the Dataset interface provided by the `Hugging Face` library (Wolf et al., 2020) to foster reproducibility. For each scrambling test, we use the same splits as in the original datasets.

B Model and Training Setup

BERT Model Our BERT model has 12 heads and 12 layers, with hidden layer size 768. The model uses the WordPiece tokenizer, with a maximum sequence length of 128. We fine-tune our model with a dropout probability of 0.1 for both attention weights and hidden states. We employ early stopping with a patience of 5. This ensures a fair comparison between different settings.

We use original BERT Adam optimizer (Kingma and Ba, 2014) with the default cross-entropy loss as our loss function. Through our experiments, we discover the initial learning rate plays an important role for performance across all datasets. Thus, we optimize over a wide range of initial learning rates including $\{2e^{-5}, 4e^{-5}, 6e^{-5}, 8e^{-5}, 1e^{-4}, 4e^{-4}, 8e^{-4}\}$. For each initial learning rate, we repeat our experiments for 3 different random seeds. Table 3 shows the best averaged performance. To foster reproducibility, our training pipeline is adapted from the `Hugging Face` library (Wolf et al., 2020). We use $6 \times$ GeForce RTX 2080 Ti GPU each with 11GB memory. The training process takes about 1 hour to finish for the largest dataset and 15 minutes for the smallest dataset.

LSTM Model Similar to our BERT model, we use a maximum sequence length of 128. We employ a training batch of 1024, and early stopping with a patience of 5. This ensures a fair comparison between different settings. It is worth noting that we find that BERT converges with scrambled datasets as quickly as (i.e., with same amount of steps) fine-tuning with original datasets.

We use the Adam optimizer with the cross-entropy loss as our loss function. We experiment with learning rates of $\{1e^{-3}, 1e^{-4}, 1e^{-5}, 1e^{-6}\}$ and choose the best one to report averaged performance results over 3 runs with different random

seeds. We use $6 \times$ GeForce RTX 2080 Ti GPU each with 11GB memory. The training process takes less than 1 hour to finish for all datasets.

BoW Model Similar with the BERT model, we use dev sets to select the best model during training. We employ early stopping with a patience of 5. This ensures a fair comparison between different settings.

We use the Adam optimizer with the cross-entropy loss as our loss function. We experiment with learning rates of $\{1e^{-3}, 1e^{-4}, 1e^{-5}\}$ and choose the best one to report averaged performance results over 3 runs with different random seeds. For Conditional Random Fields models (CRFs), we use `sklearn-crfsuite` library with default settings.³ All models are trained using CPUs. The training process takes less than 15 minutes to finish for all datasets.

Dummy Model We use the dummy classifier in the `sklearn` library⁴ with *stratified* strategy as our random model.

Non-pretrained BERT Model For training from scratch, we try two stop conditions. First, we employ early stopping with a patience of 5. Next, we also try another condition where we left the model to run for 500 epochs for every dataset except MRPC. For MRPC, we train it for 5000 epochs due to its small data size. We select the best performance out of these two options. This ensures the model to explore in the parameter space exhaustively and fair comparison between fine-tuned models and train-from-scratch models.

We use the BERT Adam optimizer with the cross-entropy loss as our loss function. We fix the initial learning rate at $1e^{-4}$, and choose the best one to report averaged performance results over 3 runs with different random seeds. We use $8 \times$ GeForce RTX 2080 Ti GPU each with 11GB memory. The training process takes about 4 hours to finish for the largest dataset and 50 minutes for the smallest dataset. For the fixed epoch approach, the training process takes about 16 hours to finish for the largest dataset, and 5 hours for the smallest dataset.

³<https://sklearn-crfsuite.readthedocs.io/en/latest/>

⁴<https://scikit-learn.org/stable/modules/generated/sklearn.dummy.DummyClassifier.html>

C Frequency Matching

To study the effect of word frequencies on the transferability of BERT, we control word frequencies when scrambling sentences. Figure 5 shows the differences in frequencies of matched pairs. Our results show that the difference in frequency for a frequency-matched pair is significantly smaller than a randomly matched pair.

To match word frequency during scrambling, we first preprocess sentences by lower-casing and separating by spaces and punctuation. We then use the original BERT WordPiece tokenizer to determine the sub-token length for each word, where the sub-token length is the number of word pieces a word contains. To randomly match words with similar frequencies, we first bucket words by their sub-token length. Then, we iterate through words within each bucket in the order of word frequencies. For each word, we use the round-robin method to find the closest neighbor with the closest frequency.

A perfect match is not always possible as not every word can be paired with another word with an identical word frequency. We include the distributions of the difference in frequency for every matched word pair in Appendix C to illustrate word frequencies are preserved.

D Scrambed Sentence

In Table 5 and Table 6, we provide one example sentence from each dataset destructured by our 4 scrambling methods. We also include the original English sentence (OR) at the top for each dataset.

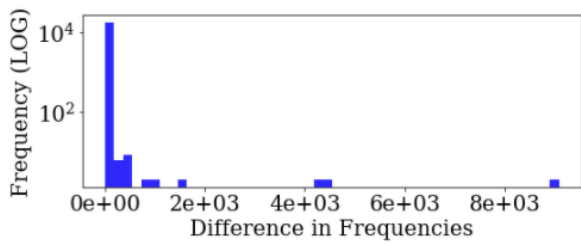
	Scrambling Method
the worst titles in recent cinematic history	Original Sentence
a engaging semi is everyone dull dark	Similar Frequency
kitsch theatrically tranquil andys loaf shorty lauper	Random
(a) Scrambled Examples from the SST-3 dataset with different types of scrambling methods.	
	Scrambling Method
<i>premise:</i> a lady wearing a batman shirt is walking along the boardwalk .	Original Sentence
<i>hypothesis:</i> a woman is swimming in a lake .	
<i>premise:</i> . car , . peach playing the outside hands is lay a	Similar Frequency
<i>hypothesis:</i> . with the baseball man . helmet a	
<i>premise:</i> moist cleaver surf moist blades smurf hover bugger unto locals pinnies cotton	Random
<i>hypothesis:</i> moist songs hover starves blacktop moist beam	
(b) Scrambled Examples from the SNLI dataset with different types of scrambling methods.	
	Scrambling Method
<i>question:</i> what objects do musicians have to have in order to play woodwind instruments ?	Original Sentence
<i>sentence:</i> despite their collective name, not all woodwind instruments are made entirely of wood .	
<i>question:</i> a pubs people bomb first and first , areas and october confessor witnesses of	Similar Frequency
<i>sentence:</i> video its rebels states in his world confessor witnesses) under guam ? hall the	
<i>question:</i> warranties mundine encountered froschwiller nir entering nir litatio pachomius entering mille says mc diaspora	Random
<i>sentence:</i> mosfet bigua satisfactory merv gooding daewoo kennedy says mc iditarod scrofula depositing unprotected ubaidian oran	

(c) Scrambled Examples from the QNLI dataset with different types of scrambling methods.

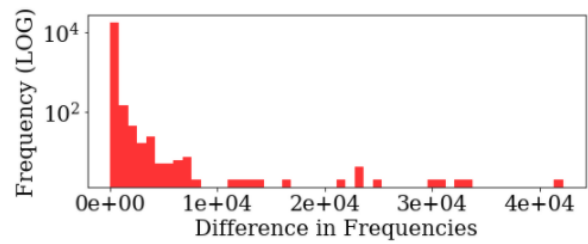
Table 5: Comparisons between the original English sentence and scrambled sentences.

	Scrambling Method
<p><i>sentence1</i>: the court then stayed that injunction , pending an appeal by the canadian company .</p> <p><i>sentence2</i>: the injunction was immediately stayed pending an appeal to the federal circuit court of appeals in Washington .</p>	Original Sentence
<p><i>sentence1</i>: . cents executive airways for simon to needs 1 economy from . custody no the</p> <p><i>sentence2</i>: . simon at loss airways needs 1 economy , . share sending cents in stores of dollar the</p>	Similar Frequency
<p><i>sentence1</i>: najaf render analyzed threatening earners bethany hurlbert melville 517 riyadh birdie najaf hail weighs warden</p> <p><i>sentence2</i>: najaf bethany roared jackson threatening melville 517 riyadh eves najaf credentials manfred render mission noting deceptive things warden</p>	Random
(a) Scrambled Examples from the MRPC dataset with different types of scrambling methods.	
	Scrambling Method
<p>relations with Russia , which is our main partner , have great importance " Kuchma said .</p> <p>overseas 0 NEW . are 4 city children Draw . after Wasim Mia . on turning 's</p> <p>providing 585 soliciting Pushpakumara Grabowski dissidents Kuwait flick-on Sorghum Pushpakumara Goldstein Batty secure Pushpakumara 0#NKEL.RUO Gama 603 LUX</p>	Original Sentence
	Similar Frequency
	Random
(b) Scrambled Examples from the EN-EWT dataset with different types of scrambling methods.	
	Scrambling Method
<p>We walked in to pick our little man at 10 minutes to closing and heard laughter from kids and the staff .</p> <p>any murder is themselves good Iraq second my family Your hell a .? phenomenal n't death a . every the</p> <p>northward Darfur Bert stink Minimum descriptive Ã³l gunning Turns discomfort TERRIBLE stink Washington passcode Ham's blurred human 15 passcode agree faction Goldman</p>	Original Sentence
	Similar Frequency
	Random
(c) Scrambled Examples from the CoNLL-2003 dataset with different types of scrambling methods.	

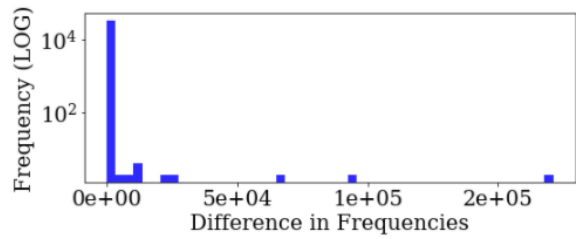
Table 6: Comparisons between the original English sentence and scrambled sentences.



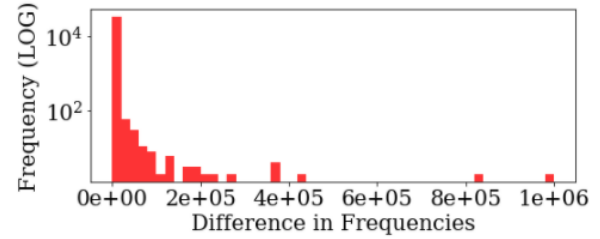
(a) Scrambling with similar frequency for SST-3.



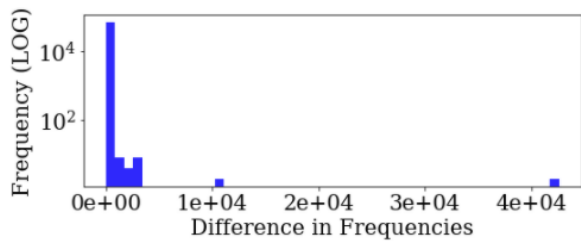
(b) Random scrambling for on SST-3.



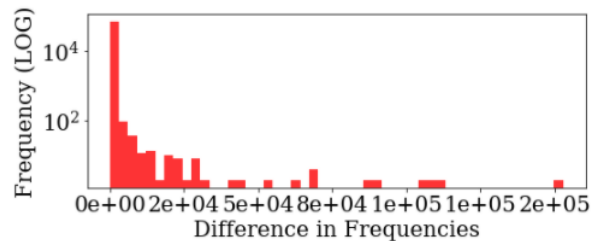
(c) Scrambling with similar frequency for SNLI.



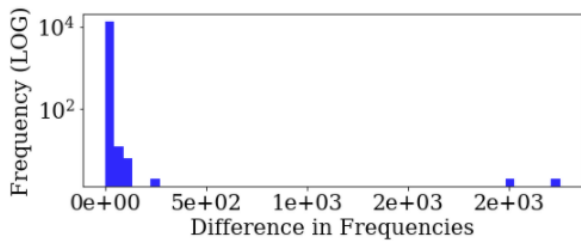
(d) Random scrambling for on SNLI.



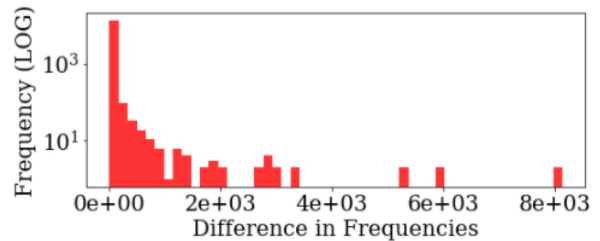
(e) Scrambling with similar frequency for QNLI.



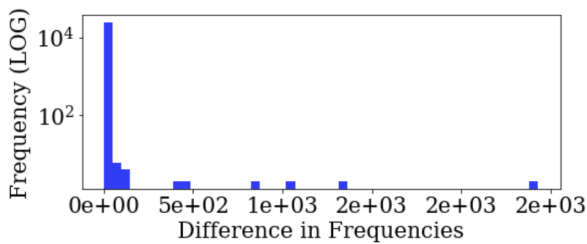
(f) Random scrambling for on QNLI.



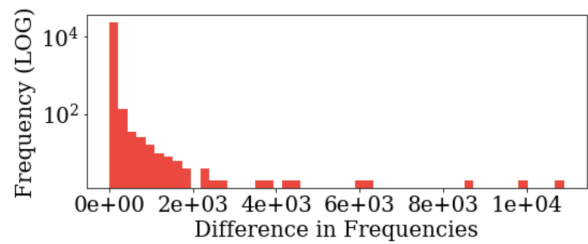
(g) Scrambling with similar frequency for MRPC.




(h) Random scrambling for on MRPC.



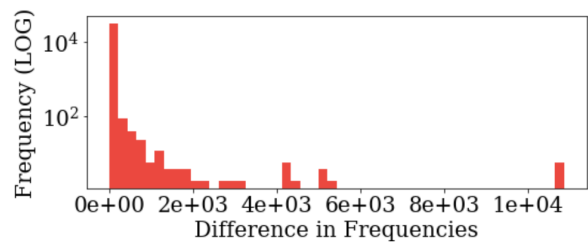
(i) Scrambling with similar frequency for EN-EWT.



(j) Random scrambling for on EN-EWT.



(k) Scrambling with similar frequency for CoNLL-2003.



(l) Random scrambling for on CoNLL-2003.

Figure 5: Distributions of difference in word frequency for each dataset.