

# Unsupervised Extractive Summarization by Human Memory Simulation

Ronald Cardenas<sup>♣</sup> Matthias Galle<sup>♣</sup> Shay B. Cohen<sup>♣</sup>

<sup>♣</sup> School of Informatics, University of Edinburgh

<sup>♣</sup> Naver Labs Europe

ronald.cardenas@ed.ac.uk

matthias.galle@naverlabs.com

scohen@inf.ed.ac.uk

## Abstract

Summarization systems face the core challenge of identifying and selecting important information. In this paper, we tackle the problem of content selection in unsupervised extractive summarization of long, structured documents. We introduce a wide range of heuristics that leverage cognitive representations of content units and how these are retained or forgotten in human memory. We find that properties of these representations of human memory can be exploited to capture relevance of content units in scientific articles. Experiments show that our proposed heuristics are effective at leveraging cognitive structures and the organization of the document (i.e. sections of an article), and automatic and human evaluations provide strong evidence that these heuristics extract more summary-worthy content units.

## 1 Introduction

Automatic summarization is the task of presenting a user with a short, computer-generated text that retains the important information from a single or a collection of documents. The produced summary is expected to be coherent and contain information that is relevant, non-redundant, and informative with respect to the total of information consumed. Among the many variants of summarization tasks, the task of *extractive* single-document summarization consists of retrieving contiguous chunks of text—usually complete sentences—from a single source document. Despite the advance attained in the last few years in the area, the problem of content selection remains an open challenge (Narayan et al., 2018b; Kedzie et al., 2018).

In this work, we tackle the problem of unsupervised extractive summarization of single documents, taking special interest in the problem of content selection. To this end, we resort to how content is explicitly represented and organized in short-term memory, as modeled by the cognitive

theory of human reading comprehension proposed by Kintsch and van Dijk (1978), henceforth, KvD. We experiment on long, structured documents, using the body of scientific articles as documents and their abstracts as summary references.

According to KvD, human working memory—a type of short-term memory—is composed of content units connected through semantic coherence. Then, the complete structure, shaped as a tree, conveys a coherent representation of the most relevant information read so far. We leverage the properties of nodes in these structures, called memory trees, in order to quantify relevance of content units in a sentence. For example, the relevance of a content unit can be signaled by its position in the memory tree, i.e. the closer to the root the more relevant it is. In summary, our contributions are the following:<sup>1</sup>

- We introduce a principled method to explore a varied range of completely unsupervised heuristics for extractive summarization of long documents. Most notably, the method allows to leverage structures of content units obtained from a cognitive model of reading comprehension.
- We argue that properties of working memory trees can be exploited to capture relevance of content units in the text and improve upon content selection.
- We formulate the problem of sentence selection as an optimization problem constrained to a budget of number of tokens. The resulting summaries present less variability in length and are closer to the budget, hence assuring a fairer comparison among models in terms of ROUGE score (Lin, 2004).

## 2 Related Work

The application of cognitive theories of reading comprehension in summarization tasks has re-

<sup>1</sup>Code available at:

<https://github.com/ronaldahmed/unsupervised-extr-summarization-kvd>

ceived increased attention in the last few years (Zhang et al., 2016; Lloret, 2012). Early work by Fang and Teufel (2014) introduced an effective computational implementation of the KvD theory and proposed an extractive summarizer based on greedy sentence ranking. Later on, Fang (2019) incorporated a generation module in order to produce abstractive summaries from top-ranked content units. This work builds upon this line of research in two aspects.

First, we introduce a generalized way of aggregating scores of content units, covering a varied range of heuristics beyond count aggregation (Fang and Teufel, 2014), allowing the proposed models to exploit properties of KvD memory trees as well as the organization of the source document, for instance, by restricting aggregation inside sections in a scientific article. Second, we propose strategies to select sentences under a budget of number of tokens, providing an appropriate scenario for comparison of systems. Previous work (Narayan et al., 2018a; Schumann et al., 2020) has pointed out the—rather ignored nowadays—importance of comparing models that produce summaries of similar number of tokens, highlighting the sensitivity to summary length of popular metrics such as ROUGE. Our proposed sentence selection strategies directly tackle this area.

Similar to our approach, previous work on unsupervised extractive summarization modeled a document as a graph with sentences or phrases as nodes, ranking them according to their relevance in the network (Zheng and Lapata, 2019; Mihalcea and Tarau, 2004). However, these models build a single graph representing the entire information body at once. In contrast, our system operates incrementally by consuming one sentence at a time, simulating the reading process of a human. This process, modeled by KvD, takes into consideration the capacity limitations of the human memory. Hence, at any given time during the reading process, only the most important information will be found in the memory structure instead of the entire network of content units.

### 3 The KvD model of Human Memory

The KvD theory (Kintsch and van Dijk, 1978) aims to explain how information is represented and organized in human working memory, a type of temporal storage equipped with mechanisms for updating and reinforcing information. This theory states that

information in the working memory is organized in two levels of semantic structure, micro-structure and macro-structure. Micro-structure models local coherence and cohesiveness of the text, whilst macro-structure models the general organization of the entire document.

In this work, we consider only the structures represented at the micro level. At this level, content units are modeled as propositions of the form  $\text{predicate}(\text{arg0}, \text{arg1}, \dots)$ , and memory is modeled as a tree of propositions, the *memory tree*. This memory structure presents many convenient properties relevant to the task of summarization. First, KvD states that the root of the tree should contain information central to the argumentation represented in the working memory; hence, the root is deemed as the most relevant proposition read so far, and the more relevant a proposition is, the closer to the root it will be. Second, tree branches can be seen as ramifications of the current topic, each branch adding more specialized content as it grows deeper.

According to KvD, reading is carried out iteratively in *memory cycles*. In each cycle, only one new sentence is loaded to the working memory. Then, propositions are extracted and added to the current memory tree. The limits of memory capacity is modeled as a hard constraint in the number of propositions that will be preserved for the next cycle. Hence, the tree is pruned and some propositions are dropped or *forgotten*. However, if nodes cannot be attached to the tree in upcoming cycles, these forgotten nodes can be recalled and added to the tree, serving as linking ideas that preserve the local coherence represented in the current tree.<sup>2</sup>

We now illustrate with an example how content units are captured, forgotten, and recalled during a KvD simulation of reading.

#### 3.1 Simulation Example

Consider the first three sentences of the introduction section of a biomedical article, along with its abstract, showed in Table 1. At the beginning of each cycle, propositions are extracted from the incoming sentence and connected to the existing memory tree, obtaining trees (1a), (2a), and (3a). Two nodes will be connected if they share an argument. For instance, node 5 and 6 share the argu-

<sup>2</sup>It is worth noting that Kintsch and van Dijk (1978) did not specify how many nodes can be recalled at a single time, however recent implementations (Fang, 2019) limit this number to at most 2.

ment antioxidants. Then, the most relevant nodes are selected using KvD’s *leading edge* strategy, a strategy that aims to keep the most general and most recent nodes. In this example, we set the memory limit to 5 selected propositions per cycle. The rest are pruned, obtaining trees (1b), (2b), and (3b). These pruned trees constitute the final product of each cycle and will be used for our content selection experiments.

Let us now analyze what kind of information KvD preserves, forgets or recalls and how it is done. Note that in cycle 1 the selected root is node 4, a proposition containing the main verb of the sentence. However, the root is changed at the beginning of cycle 2 to node 7 (*nonenzymatic antioxidants*, #7), reflecting the change in focus. Note that #7 is the only proposition mentioned in both sentences, hence serving as link to insert the other nodes. Now, the tree showcases clearly two ramifications of the current topic, namely that ‘#7 control a specific kind of molecules’ and ‘deficit of #7 causes certain condition’. After selection takes place, the tree is rotated so that the new root reflects the main topic amongst the preserved nodes, resulting in node 10 being root of (2b).

At the beginning of cycle 3, the newly extracted nodes (14 - 17) cannot be attached to the current tree because the linking node, #8, was pruned in the previous cycle. Therefore, information in proposition 8 is *recalled* and re-attached to the tree, showed as a squared node in tree (3a) and (3b). Then, the selection strategy is applied and the resulting tree is rebalanced, obtaining (3b).

After analyzing how trees are shaped in each cycle, it is important to point out their importance for the task of extractive summarization. A sentence ranking system that relies on proposition scoring would first need to capture the right propositions. Let us look at the first sentence of the gold summary (bottom row in Table 1). On the one hand, many propositions captured by memory trees (7, 8, 12, 13, and 15) appear verbatim in this sentence, although sometimes only partially (e.g. 7 and 15). The capture of proposition 8 in cycle 3 highlights the importance of the recall mechanism in KvD to bring back relevant information. On the other hand, fine-grained information, relevant to the summary, might also be lost, for instance node 14 in which a crucial property of a noun is not captured (*pulmonary*).

### 3.2 Reproduction Probability

In each cycle, a proposition can either be selected to stay in the working memory tree or removed from it and sent to long-term memory. At the end of the simulation, a previously removed proposition can still be used in the summary if it was relevant enough. KvD captures this relevancy through the *reproduction probability* parameter,  $\rho$ , which expresses the probability that in a single cycle certain proposition is stored in long-term memory and later retrieved during summarization.

Hence, if a proposition participates in  $k$  cycles, each time with probability  $\rho$  of being removed, its reproduction probability at the end of the simulation will be defined as

$$rp_k = 1 - (1 - \rho)^k. \quad (1)$$

## 4 Summarization using Memory Trees

We formulate the problem of unsupervised extractive summarization as the task of scoring the sentences in a document followed by a selection step in which an optimal set of sentences is chosen as the summary.

### 4.1 Sentence Scoring

We define the score of a sentence as the sum of the scores of all the propositions found in that sentence  $s$ , namely  $sc(s) = \sum_{p \in s} v(p)$ , where  $v(p)$  is the score of proposition  $p$ . In order to calculate  $v(p)$ , we first score each occurrence of  $p$  as a node in memory trees. Then, all occurrence scores are aggregated into  $v(p)$ . We propose a variety of heuristics for each step which we now elaborate.

**Occurrence scoring.** We call an *occurrence* of a proposition  $p$  during simulation to every instance of  $p$  where it appears as a node in a memory tree. Since a memory cycle can keep a proposition in the tree for the next cycle, there can be many such instances for a certain  $p$ .

Let  $\mathcal{N}(p)$  be the set of occurrences of  $p$  as a node in a memory tree during simulation of the entire document. For each  $x \in \mathcal{N}(p)$ , the scorer  $c(x)$  is defined as one of the following:

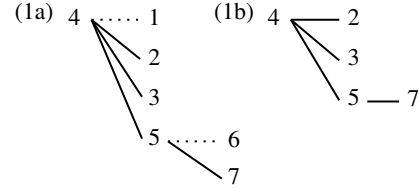
$$c_{cnt}(x) = 1, \quad \left| \begin{array}{l} c_{lvl}(x) = \frac{1}{depth(x)}, \\ c_{deg}(x) = degree(x), \\ c_{sub}(x) = |t_x|, \end{array} \right.$$

where,  $depth(x)$  is the depth of node  $x$  with respect to the tree root;  $degree(x)$  is the degree of node  $x$  in the tree; and  $|t_x|$  is the size of the subtree rooted in  $x$ .

### Cycle 1

in healthy people , reactive oxidant species are controlled by a number of enzymatic and nonenzymatic antioxidants .

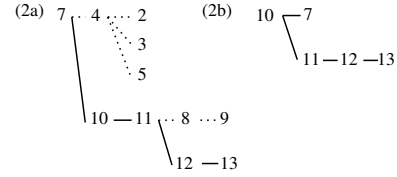
- 1: healthy (people)
- 2: reactive (species)
- 3: oxidant (species)
- 4: are controlled (antioxidants, species, in:people)
- 5: of (a number, antioxidants)
- 6: enzymatic (antioxidants)
- 7: nonenzymatic (antioxidants)



### Cycle 2

in patients with cystic fibrosis ( cf ) , deficiency of nonenzymatic antioxidants is linked to malabsorption of lipib-soluble vitamins .

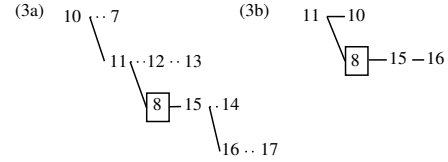
- 8: with (patients, cystic fibrosis)
- 9: BE (cystic fibrosis, cf)
- 10: of (deficiency, #7)
- 11: is linked (malabsortion, #10, in:#8)
- 12: of (malabsortion, vitamins)
- 13: lipid-soluble (vitamins)



### Cycle 3

furthermore, pulmonary inflammation in cf patients also contributes to depletion of antioxidants .

- 14: pulmonary (inflammation)
- 15: inflammation (in:#8)
- 16: contributes (#15, to:depletion)
- 17: of (depletion, antioxidants)



### Gold Summary

patients with cystic fibrosis ( cf ) show decreased plasma concentrations of antioxidants due to malabsorption of lipid soluble vitamins and consumption by chronic pulmonary inflammation .  
 carotene is a major source of retinol and therefore is of particular significance in cf .  
 ...

Table 1: Simulation of KvD reading during three cycles. Each row shows the sentence consumed (top), the propositions extracted (left), and memory trees before (1a, 2a, 3a) and after (1b, 2b, 3b) applying a memory constraint of 5 nodes per cycle. Argument #N means that proposition N is used as argument. Squared nodes are recalled propositions. Solid lines connect nodes selected to keep in memory, and dotted lines connect nodes to be pruned or forgotten.

**Aggregation of occurrence score.** Occurrence scores are aggregated depending on whether we consider occurrences in the entire document or occurrences by section, as follows

$$n_{cnt} = \sum_{x \in \mathcal{N}(p)} c(x),$$

$$n_{wgt} = \sum_{y \in Y} \left[ r_y \cdot \left( \sum_{x \in \mathcal{N}_y(p)} c(x) \right) \right],$$

$$n_{exp} = \sum_{y \in Y} \left[ \sum_{x \in \mathcal{N}_y(p)} c(x) \right]^{r_y},$$

where  $\mathcal{N}_y(p)$  is the set of occurrences of  $p$  during simulation of section  $y \in Y =$

$\{Introduction, Discussion, Conclusion\}$ , and  $r_y$  is the ratio of sentences in section  $y$ . For instance, for the *Introduction* section,

$$r_i = \frac{\text{Number of sentences in the introduction}}{\text{Total number of sentences in the document}}$$

**Proposition score.** Finally, the score of a proposition  $p$  is defined as

$$v(p) = 1 - (1 - \rho)^{n(p)}, \quad (2)$$

**Combined heuristic configuration.** For ease of notation, a heuristic  $v(p)$  with configuration  $c_a$  and  $n_b$  will be referred to as heuristic a-b. For instance, heuristic `Lvl-Exp` refers to a heuristic that combines occurrence scoring by node depth ( $c_{lvl}$ )

and aggregates the scores by document section as an exponentially weighted sum ( $n_{exp}$ ).

Notice that Equation 2 can be seen as a generalization of KvD’s definition of reproduction probability where heuristic  $\text{Cnt-Cnt}$  is equivalent to Equation 1. Moreover, the flexibility in configuration allows to choose to exploit either the shape of memory trees or to exploit the structure of a document, or both at the same time. First, configurations using  $c_{lvl}$ ,  $c_{deg}$ , and  $c_{sub}$  do exploit the shape and configuration of the trees, whereas those using  $c_{cnt}$  do not. Second, configurations using  $n_{wgt}$  and  $n_{exp}$  leverage the fact that the document is divided in sections, whereas configurations using  $n_{cnt}$  do not.

## 4.2 Sentence Selection

Previous work has pointed out that ROUGE score is sensitive to the length of the summary and summarization models should only be compared against each other if they produce summaries of similar length (Narayan et al., 2018a; Schumann et al., 2020). For this reason, we choose to extract summaries according to a budget of tokens instead of picking a fixed number of sentences regardless of their length as is normally reported in the literature.

Given a document  $\mathcal{D} = \langle s_0, s_1, \dots, s_N \rangle$ , heuristic sentence scorer  $sc : s_i \rightarrow \mathbb{R}$ , and a budget of tokens  $W$ , the summary is extracted as follows.

**GREEDY.** The summary is defined as the top scored sentences which total length is less than or equal to  $W$ .

**SHORTER.** We adapt the 0-1 knapsack problem to the sentence selection problem. The objective is to maximize the total score of selected sentences while complying with a budget  $W$ . Each sentence contributes to the budget with its length in number of tokens. Formally, the optimal summary  $\mathcal{S}$  is defined as

$$\mathcal{S} = \underset{\hat{S}}{\operatorname{argmax}} \sum_{s_j \in \hat{S}} sc(s_j), \text{ s.t. } \sum_{s_j \in \hat{S}} |s_j| \leq W,$$

**CLOSEST.** This strategy extends SHORTER by relaxing the budget constraint and allowing longer summaries to be considered. A longer summary will be preferred over the previous (budget-abiding) best if its score is higher and its length is closer to the budget. Formally,  $\mathcal{S}$  is defined as

$$\mathcal{S} = \underset{\hat{S}}{\operatorname{argmax}} \sum_{s_j \in \hat{S}} sc(s_j) \text{ s.t. } |\hat{S}| - W < ||\tilde{S}| - W|,$$

where  $|\hat{S}|$  is the number of tokens in candidate summary  $\hat{S}$  and  $\tilde{S}$  is the previous best candidate that met the budget constraint.

## 5 Experimental Setup

We investigate whether the organization of content units, as modeled by trees of propositions, is an effective signal to rank sentences and obtain sensible extractive summaries. To this end, we test all possible combinations of the occurrence scoring and aggregation strategies presented in Sect. 4.1. For sentence scoring, we use ratios of sentences per section  $r_i = 0.33$  for *Introduction*,  $r_d = 0.53$  for *Discussion*, and  $r_c = 0.14$  for *Conclusion*. We use reproduction probability  $\rho = 0.3$  and memory limit constraint  $M = \{5, 20, 50, 100\}$ . All models in our experiments (including supervised and semi-supervised baselines) operate under the CLOSEST selection strategy with a budget  $W$  of 205 tokens—the average gold summary length in the training set.

### 5.1 Dataset

We use the PubMed dataset collected by Cohan et al. (2018), composed of scientific articles in the biomedical domain with their abstracts as reference summaries. We only consider the Introduction, Discussion, and Conclusion sections in each article, as preliminary experiments showed that most information needed to summarize the document is found there. After filtering out articles without any of these sections, we end up with 104 814 articles in the training set, 5 344 in the validation set, and 6 025 in the test set. We randomly select 1 000 instances from the training set under a uniform distribution in order to finetune an unsupervised baseline and train a supervised one.

We report ROUGE recall scores (Lin, 2004) instead of  $F_1$  scores. While reporting ROUGE  $F_1$  scores is common with abstractive summarization, Narayan et al. (2018a) and Schumann et al. (2020) pointed out that  $F_1$  score is significantly sensitive to summary length and that recall values are more appropriate for extractive summarization when summary lengths are similar.

### 5.2 KvD Simulator

We use the KvD implementation proposed by Fang (2019) which produces micro trees of linguistic propositions extracted from a document. The resulting trees, one per sentence, comply with the

memory limit constraint proposed by KvD, i.e. all trees have at most  $M$  nodes. First, the simulator extracts dependency trees and performs coherence resolution on a document using Stanford CoreNLP v3.9.2 (Manning et al., 2014). Second, the simulator extracts propositions from the complete document and calculates semantic relatedness scores between them. Finally, reading is simulated as described in Sect. 3.

It is worth mentioning that we reset the KvD simulator at the beginning of each section of the article in order to generate memory trees that reflect only the argumentation of the current section but still having access to the complete set of propositions in the document, in case a content unit is referenced back. In this way, we force the KvD simulator to produce memory trees with nodes only relevant to the current section.

### 5.3 Extractive Oracle Under Constraints

It is common practice to extract sentences from the source document to serve as an oracle summary for supervised extractive systems. Previous work has applied a greedy approach by extracting the subset of sentences that maximizes the ROUGE score, typically the sum of ROUGE-1 and ROUGE-2  $F_1$  values. This approach starts with an empty set and adds one sentence at a time, stopping when the maximum number of sentences is reached.

We adapt our sentence selection strategies under budget constraints to obtain oracle sentences. The score of an oracle summary is the sum of ROUGE-1 and ROUGE-2 recall values calculated with respect to the gold summary.

### 5.4 Baselines

We report the following baselines.

- **LEAD.** The first sentences until budget is reached.
- **LONGEST.** Pick sentences in descending order of length in tokens until budget is reached.
- **RANDOM.** The score of each sentence is its probability, drawn from a uniform distribution. Then the selection strategy is applied.
- **RANDOM-WGT.** The score of each sentence is its probability, proportional to the ratio of the section it belongs to.
- **NOTREE.** Heuristic configuration that counts proposition occurrences in the source document instead of occurrences in memory trees.

- **PACSUM.** Unsupervised model (Zheng and Lapata, 2019) that models sentences as nodes in a graph, ranking them based on node centrality. We employ the tf-idf scorer, labeled as PACSUM(TFI-DF) in Zheng and Lapata (2019). We use two configurations of this model in our experiments. The first one, labeled simply as PACSUM, uses the default hyper-parameters reported by Zheng and Lapata (2019). The second one uses hyper-parameters fine-tuned over a sample of 1 000 articles from the training set, and we call it PACSUM-FT.

**Supervised baseline.** In addition to the aforementioned unsupervised baselines, we compare our models against a supervised baseline based on SciBERT (Beltagy et al., 2019) and using the pre-trained models served by HuggingFace.<sup>3</sup> We add a linear classifier layer on top of the transformer model and fine-tune it over the same subset used to fine-tune PACSUM-FT. In a similar fashion to Cohan et al. (2019), we consume each document in chunks of fixed numbers of sentences. Optimization details can be found in Appendix A. We refer to this baseline as SCIBERT.

### 5.5 Analysis of Selection Strategy

We performed preliminary experiments in order to investigate the properties of the proposed selection strategies and determine the most appropriate one. Intuitively, the closer the output summaries are in length the fairer the comparison among systems. Therefore, it is desirable that the distribution of summary length values in terms of number of tokens exhibits as low a standard deviation as possible. Additionally, it is desirable for the mean of length values to be the closest to the budget as possible as to minimize the discrepancy in summary length between gold and predicted summaries.

We explore the entire heuristic configuration space under memory limit values  $M$  of 5 and 100 and a budget  $W$  of 205 tokens. For each selection strategy, we analyze the mean and standard deviation of the distribution of summary length values, predicted over the validation set.

For strategy GREEDY, the average mean over all heuristics was 179.69 tokens and the average standard deviation, 28.01. For strategy SHORTER, the average mean was 202.20 tokens and the average

<sup>3</sup>[https://huggingface.co/allenai/scibert\\_scivocab\\_uncased](https://huggingface.co/allenai/scibert_scivocab_uncased)

standard deviation, 12.66. Finally, for CLOSEST, these numbers were 203.95 and 12.28.

From these results, we observe that, as expected, a greedy approach to sentence selection does much worse than a combinatorial optimization approach. As consequence, we use strategy CLOSEST for the rest of experiments.

## 5.6 Extraction per Section

We investigate whether a model extracts sentences from a section in the document in a similar fashion as the oracle extractor does. Let  $\hat{q}_y$  be the proportion of sentences in candidate summary  $\mathcal{S}$  that belong to section  $y$ , and let  $q_y$  be the equivalent proportion calculated from the oracle summary.

We define metric  $q_{diff}$  as the divergence of  $\hat{q}_y$  w.r.t  $q_y$ , summed over all sections, as follows

$$q_{diff} = |q_i - \hat{q}_i| + |q_d - \hat{q}_d| + |q_c - \hat{q}_c|, \quad (3)$$

where  $q_i$ ,  $q_d$ , and  $q_c$  are proportions for sections *Introduction*, *Discussion*, and *Conclusion*.

Intuitively, it is desirable that  $q_{diff}$  is as low as possible, meaning that a summarizer chooses sentences from sections in a similar way as the oracle extractor does.

## 5.7 Human Evaluation

Additionally, we elicit human judgement in order to evaluate the degree to which our heuristic systems capture key content in a scientific article. For this we employ a question-answering (QA) paradigm (Clarke and Lapata, 2010; Narayan et al., 2018b, 2019) with Cloze style queries instead of factoid questions (Hermann et al., 2015). Queries are constructed by replacing one factual detail from the reference summary. Human subjects are presented with a system summary and a query, and are asked to provide the missing piece of information.

We evaluated heuristic `Sub-Exp` for tree size 20, as this heuristic had the highest sum of ROUGE-1 and ROUGE-2 scores. As baseline, we evaluate system `NOTREE`, and as control we evaluate `ORACLE`. Comparing against `ORACLE` gives us an upper-bound as to how much information can be captured in the optimal scenario. For completeness, we also include `PACSUM` in our evaluation.

We randomly sampled 50 documents from the test set and manually constructed three queries per document, blurring only one piece of information per query. Each document-system-query combination was answered by three participants through the

Amazon Mechanical Turk platform, a total of 600 task items. We deployed the task items in batches (one system-query combination at a time) to ensure that any single participant is not exposed to system summaries of the same document or to queries built from the same reference summary. We use the scoring strategy proposed by Clarke and Lapata (2010), scoring a correct answer (i.e. exact string match) with score 1.0, a partially correct answer (i.e. partial string match) with 0.5, and 0.0 otherwise.

## 6 Results and Discussion

### 6.1 Content Selection at the Sentence Level

We start by analyzing the performance of our heuristics at selecting relevant sentences from the correct document sections. In Table 2 we observe that the organization of information in the dataset articles poses a challenge for trivial baselines. For instance, `LEAD` does worse than randomly picking sentences (e.g. `RANDOM` and `RANDOM-WGT`). Note also that `LONGEST` performs poorly after our `CLOSEST` selection strategy forces output summaries to be close to the budget.

Note that all heuristics perform better than the heuristic baseline `NOTREE` which ranks propositions according to their frequency in the document. Table 2 also shows the best and worst heuristic configuration per memory limit, chosen from results in the validation set. It is worth noting that for every  $M$  setup, the worse heuristic belongs to a class that only uses node frequencies in the memory trees and not properties of the tree itself. In contrast, all of the best heuristics belong to a class that scores occurrences by exploiting the subtree size ( $c_{sub}$ ) or depth of the node in the tree ( $c_{lvl}$ ). In terms of ROUGE score, we find that a memory limit of 5 during `KvD` simulation is most effective compared to larger memory buffer sizes. We hypothesize that a smaller memory tree forces the simulator to keep only the most relevant nodes at that moment.

We also observe that a smaller memory tree helps the heuristic to select sentences from the right section of the document, as signaled by lower  $q_{diff}$  values. In larger memory trees, more propositions get to accumulate score during simulation, hence making longer sentences obtain higher scores. This can be noted by an increasing average summary length value as the size of tree increases.

Consider now the supervised upper-bound for this task, `SCIBERT`, and the fine-tuned `PACSUM-`

Model	M	R1	R2	RL	$q_{diff}$
Sub-Cnt	5	<b>44.10</b>	14.50	39.39	<b>7.79</b>
Cnt-Wgt	5	43.35	13.65	38.55	17.71
Sub-Exp	20	44.00	<b>14.70</b>	<b>39.40</b>	9.97
Cnt-Wgt	20	42.90	13.44	38.18	18.27
Lvl-Exp	50	43.51	13.99	38.81	11.81
Cnt-Cnt	50	42.75	13.30	38.07	15.33
Lvl-Exp	100	43.20	13.46	38.48	29.06
Cnt-Cnt	100	42.72	13.18	37.99	29.72
ORACLE		60.08	28.74	54.46	0
LEAD		41.12	13.36	36.72	83.83
LONGEST		41.35	12.25	35.18	10.16
RND		42.91	13.06	38.04	14.28
RND-WGT		42.60	12.71	37.73	29.18
NOTREE		43.20	13.27	38.51	5.93
PACSUM		37.86	11.71	32.99	16.40
SCIBERT		47.16	17.37	42.88	4.95
PACSUM-FT		45.81	16.36	41.04	43.34

Table 2: Performance in terms of ROUGE recall score. For heuristic rows under a single memory limit  $M$ , the best and worst model are reported at the top and at the bottom, respectively.  $|S|_{avg}$  is the mean summary length in number of tokens. PACSUM uses the default hyper-parameters reported by Zheng and Lapata (2019).

FT. This last one outperforms our best heuristic but still falls behind SCIBERT by almost one point. Note however that when using default parameters, we observe a dramatic drop in scores, partially explained by significantly shorter summaries produced by PACSUM. Additionally, it can be observed that both configurations of PacSum struggle to select content from the right document sections, as signaled by the high values of  $q_{diff}$ , in contrast to SCIBERT. This result casts light on the necessity of comparing against a supervised baseline, especially against an unsupervised model that is fine-tuned on gold-standard data, such as PACSUM.

**Human evaluation.** Our Cloze QA evaluation revealed participants are able to answer a query 89.16% of the time after reading the extractive oracle summary. When presented with output from SUB-EXP-RPROB, RAW-DOC, and PACSUM, this percentage is 78.0%, 73.66%, and 72.0%, respectively.

## 6.2 Content Selection at the Proposition Level

We now analyze how many relevant propositions are captured by heuristics, comparing them through precision and recall with their presence or not in a sentence extracted by the oracle. We compare heuristics using occurrence scorers that exploit a tree property against those who use only frequency,

for aggregation strategy  $n_{exp}$  and tree size  $M = 20$ , as showed in Table 3. For completeness, we also include baseline NOTREE.

We observe that among all tree properties analyzed, using the depth of a node in the tree seems to be most beneficial in terms of F1 score. Closely behind are found heuristics using the size of the subtree and the node degree. In contrast, heuristics using only frequency (Cnt-Exp and NOTREE) seem to capture less oracle propositions, although they do not fall far away behind.

It is also worth noting that the proportion of oracle propositions captured by the heuristics is low, around 30%. Preliminary experiments showed that, even though larger memory limit setups capture a larger number of oracle propositions (around 70% for  $M = 100$ ), more noise is also scored higher, hence making sentence selection harder.

Heuristic	R(%)	P(%)	F1(%)
Sub-Exp	28.83	<b>31.12</b>	29.79
Lvl-Exp	<b>28.84</b>	31.11	<b>29.80</b>
Deg-Exp	28.80	31.08	29.76
Cnt-Exp	28.68	30.93	29.62
NOTREE	26.13	28.52	27.15

Table 3: Content selection performance in terms captured propositions, for heuristics using memory tree sizes of 20, computed on the validation set.

## 7 Conclusions

We considered the problem of content selection in unsupervised extractive summarization, experimenting with scientific articles in the biomedical domain. We explored a wide variety of heuristics that exploit properties of tree structures of content units as modeled by a psycho-linguistic model of reading comprehension, KvD (Kintsch and van Dijk, 1978). Results showed that heuristics leveraging tree properties perform better than heuristics using plain frequency counts, a conclusion that holds when analyzing the selected content units. Inspecting the output of our systems in more detail, we noticed that they tend to extract sentences in close vicinity of each other. This behaviour can be explained by the tendency of memory trees to retain propositions reflecting the topic being discussed at that point during the reading simulation.

Additionally, we argue about the necessity of comparing against a supervised baseline, specially if the proposed approach needs gold data to be fine-



tuned on. When comparing a recent unsupervised approach against a supervised baseline trained on the same small fine-tuning data, the supervised model outperforms all unsupervised configurations.

## References

- Iz Beltagy, Kyle Lo, and Arman Cohan. 2019. [Scibert: A pretrained language model for scientific text](#). In *EMNLP*. Association for Computational Linguistics.
- James Clarke and Mirella Lapata. 2010. Discourse constraints for document compression. *Computational Linguistics*, 36(3):411–441.
- Arman Cohan, Iz Beltagy, Daniel King, Bhavana Dalvi, and Daniel S Weld. 2019. Pretrained language models for sequential sentence classification. In *Proceedings of the 2019 Conference on Empirical Methods in Natural Language Processing and the 9th International Joint Conference on Natural Language Processing (EMNLP-IJCNLP)*, pages 3684–3690.
- Arman Cohan, Franck Dernoncourt, Doo Soon Kim, Trung Bui, Seokhwan Kim, Walter Chang, and Nazli Goharian. 2018. A discourse-aware attention model for abstractive summarization of long documents. *arXiv preprint arXiv:1804.05685*.
- Yimai Fang. 2019. *Proposition-based summarization with a coherence-driven incremental model*. Ph.D. thesis, University of Cambridge.
- Yimai Fang and Simone Teufel. 2014. A summariser based on human memory limitations and lexical competition. In *Proceedings of the 14th Conference of the European Chapter of the Association for Computational Linguistics*, pages 732–741.
- Karl Moritz Hermann, Tomas Kocisky, Edward Grefenstette, Lasse Espeholt, Will Kay, Mustafa Suleyman, and Phil Blunsom. 2015. Teaching machines to read and comprehend. In *Advances in neural information processing systems*, pages 1693–1701.
- Chris Kedzie, Kathleen McKeown, and Hal Daumé III. 2018. Content selection in deep learning models of summarization. In *Proceedings of the 2018 Conference on Empirical Methods in Natural Language Processing*, pages 1818–1828.
- Walter Kintsch and Teun A van Dijk. 1978. Toward a model of text comprehension and production. *Psychological review*, 85(5):363.
- Chin-Yew Lin. 2004. Rouge: A package for automatic evaluation of summaries. In *Text summarization branches out*, pages 74–81.
- Elena Lloret. 2012. Text summarisation based on human language technologies and its applications. *Procesamiento del lenguaje natural*, (48):119–122.
- Ilya Loshchilov and Frank Hutter. 2018. Decoupled weight decay regularization. In *International Conference on Learning Representations*.
- Christopher D. Manning, Mihai Surdeanu, John Bauer, Jenny Finkel, Steven J. Bethard, and David McClosky. 2014. [The Stanford CoreNLP natural language processing toolkit](#). In *Association for Computational Linguistics (ACL) System Demonstrations*, pages 55–60.
- Rada Mihalcea and Paul Tarau. 2004. Textrank: Bringing order into text. In *Proceedings of the 2004 conference on empirical methods in natural language processing*, pages 404–411.
- Shashi Narayan, Ronald Cardenas, Nikos Papasaron-topoulos, Shay B Cohen, Mirella Lapata, Jiangsheng Yu, and Yi Chang. 2018a. Document modeling with external attention for sentence extraction. In *Proceedings of the 56th Annual Meeting of the Association for Computational Linguistics (Volume 1: Long Papers)*, pages 2020–2030.
- Shashi Narayan, Shay B Cohen, and Mirella Lapata. 2018b. Ranking sentences for extractive summarization with reinforcement learning. In *Proceedings of the 2018 Conference of the North American Chapter of the Association for Computational Linguistics: Human Language Technologies, Volume 1 (Long Papers)*, pages 1747–1759.
- Shashi Narayan, Shay B Cohen, and Mirella Lapata. 2019. What is this article about? extreme summarization with topic-aware convolutional neural networks. *Journal of Artificial Intelligence Research*, 66:243–278.
- Raphael Schumann, Lili Mou, Yao Lu, Olga Vechtomova, and Katja Markert. 2020. [Discrete optimization for unsupervised sentence summarization with word-level extraction](#). In *Proceedings of the 58th Annual Meeting of the Association for Computational Linguistics*, pages 5032–5042, Online. Association for Computational Linguistics.
- Renxian Zhang, Wenjie Li, Naishi Liu, and Dehong Gao. 2016. Coherent narrative summarization with a cognitive model. *Computer Speech & Language*, 35:134–160.
- Hao Zheng and Mirella Lapata. 2019. Sentence centrality revisited for unsupervised summarization. In *Proceedings of the 57th Annual Meeting of the Association for Computational Linguistics*, pages 6236–6247.