

Optimal Algorithmic Monetary Policy

Luyao Zhang¹ and Yulin Liu²

May 2021

Centralized monetary policy, leading to persistent inflation, is often inconsistent, untrustworthy, and unpredictable. Algorithmic stablecoins enabled by blockchain technology are promising in solving this problem. Algorithmic stablecoins utilize a monetary policy that is entirely rule-based. However, there is little understanding about how to optimize the rule. We propose a model that trade-offs between the price and supply stability. We further study the comparative statistics by varying several design features. Finally, we discuss the empirical implications and further research for industry applications.

(JEL: G11, G12, G17, C55)

Keywords: rule-based, blockchain, stablecoins, algorithmic monetary policy

¹Zhang: Data Science Research Center and Social Science Division, Duke Kunshan University, Suzhou, China 215316; ²Liu: Bochsler Finance & Associés SA, Gotthardstrasse 26, 6300 Zug, Switzerland. Each author contributed equally to this research. Corresponds to: Zhang (lz183@duke.edu) and Liu (yulin@bochslerfinance.com).

1 Introduction

Kydland and Prescott (1977) advocate rules rather than discretion in policy implementation. In terms of monetary policy, discretionary power results in higher inflation without reducing unemployment due to rational expectations. However, there is no guarantee that a centralized

policymaker will commit to the rules of maintaining price stability. Algorithmic stablecoins enabled by blockchain technology are promising in solving this problem.

Algorithmic stablecoins utilize a monetary policy that is entirely rule-based. The rule is programmed in a smart contract on the Ethereum blockchain (Buterin, 2013), which is tamper-proof in general (Mohanta, Panda, and Jena 2018). The algorithmic stablecoins automatically and proportionally adjust supply in the wallet in response to the demand shocks. For example, when the price appreciates above its target, the supply in everyone's wallet increases until the price goes back to the target. Vice versa, when the price depreciates below the target, everyone's holding of the stablecoin decreases. As the adjustment of token number is proportional, users' percentage of token stays unchanged. Thus, Algorithmic stablecoins inherit the best from both conventional fiat currency and bitcoins alike cryptocurrencies. On the one hand, like traditional fiat currency, it has contingent scarcity so that supply can adjust to match demand¹; on the other hand, like bitcoin-like cryptocurrencies, it is independent of governments.

The theoretical concept of stablecoins has appeared as Hayek money. Hayek (1990) advocates a system of private currencies that financial institutes compete to provide a currency of the most excellent stability. However, the recent innovative implementation is the algorithmic stablecoins. For monetary expansion, money is created out of algorithms and distributed to users according to token share. Unlike the quantitative easing that redistributes wealth, the expansion does not dilute any user's stake of supply. For monetary contraction, a fraction of money disappears when the token price is below the target. Unlike the negative interest rate where depositors could withdraw their money from banks, there is no physical form of the algorithmic stablecoins for users to hide from the contraction.

However, there is little understanding about how to optimize the rule set in the smart contract. We propose a model that trade-offs between the price and supply stability. We further study the comparative statistics by varying several design features. Finally, we discuss the empirical implications and further research for industry applications.

2 The model

1.1 The objective function

An algorithmic stablecoin should achieve stability in both price and purchasing power to be an ideal decentralized payment system. (Mita et al. 2019). This objective is a trade-off between the deviation of price from its target and the volatility in supply. Denote by P_t and S_t the price and supply of the stable coin at time t . Considering a finite period of $t = 1, 2, \dots, n$, the objective is thus to minimize the following loss function:

¹ Different from algorithmic stable coins, bitcoin-alike cryptocurrencies are synthetic commodities (George 2015) with absolute scarcity.

$$E\left\{\sum_{i=1}^n dP_t^2 + \lambda dS_t^2\right\};$$

$dP_t = (P_t - P^*)/P^*$, where P^* is the target price, $dS_t = (S_t - S_{t-1})/S_{t-1}$, and λ is the relative weight for the trade-off between price and supply stability.

1.2 The policy parameters

As the frequent adjustment of the number of tokens in the wallet causes inconvenience to users, algorithmic stable coins set an inactive price range, denoted by $[P^* - A, P^* + A]$. When price P_t falls within this range, the supply remains unchanged, i.e. $S_{t+1} = S_t$; when $dP_t = P_t - P^* > A$, supply increases such that $dS_{t+1} = S_{t+1} - S_t = dP_t/B$; likewise, when $dP_t < -A$, supply decreases such that $dS_{t+1} = -dP_t/B$. A and B are hence the policy parameters. A policymaker chooses the optimal A and B to minimize the objective function.

3 The simulations

We assume that the market cap, $Y_t = P_t \times S_t$, following the standard Geometric Brownian Motion (Ross 2014):

$$Y_t = Y_0 e^{(u - \sigma^2/2)t + \sigma W_t}$$

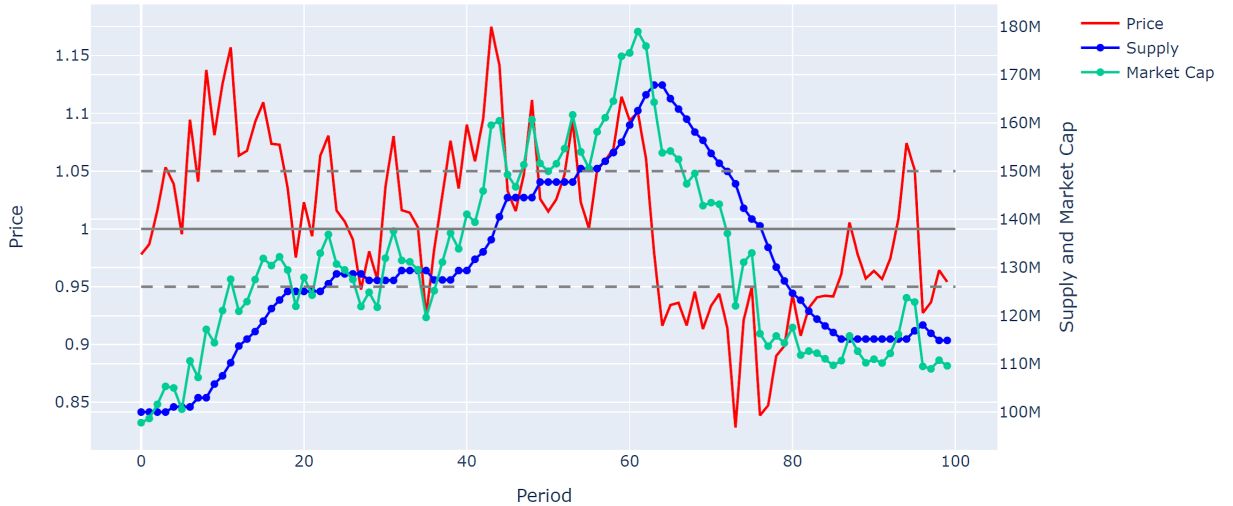


Figure 1: Price, Supply, and Market Cap.

Figure 1 simulates the market cap in GBM with the volatility $\sigma = 0.05$, the drift $\mu = 0$, and the initial market cap $Y_0 = 100$ million USD (M) for a period of $n = 100$; the supply policy is simulated with $A = 0.05$, $B = 5$, and $P^* = 1$, i.e., the supply remains unchanged when the token price is within the range of $[0.95, 1.05]$ and adjustment at a rate of $dS = dP/5$

otherwise. When the **market cap** changes abruptly, the token **price** could run out of the inactive range suddenly, and then the **supply** adjusts accordingly to bring the token price back to the inactive range.

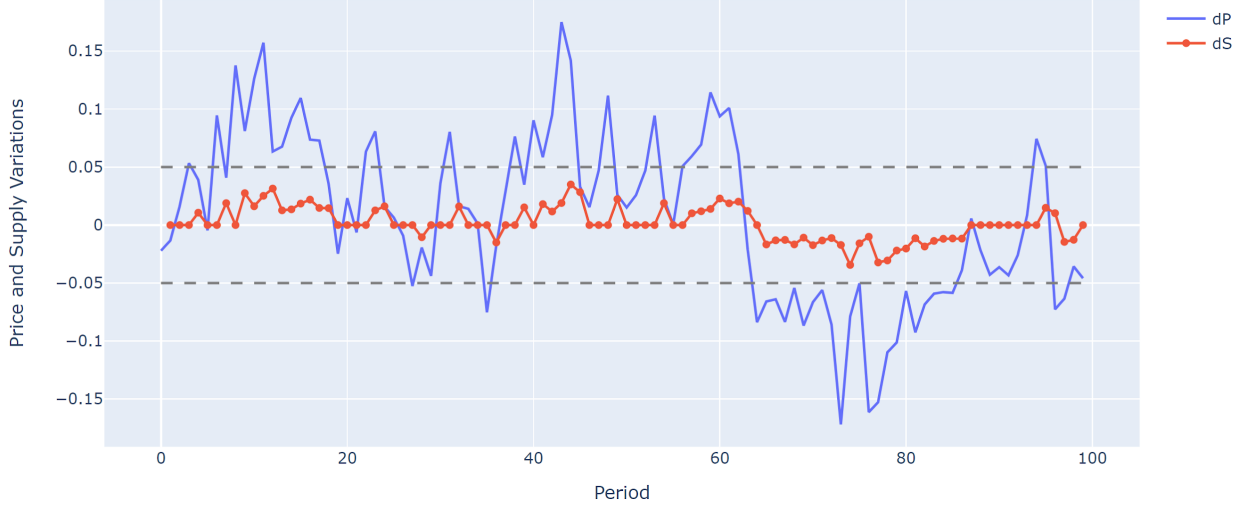


Figure 2: the deviation of price from its target and the supply volatility.

Figure 2 shows the deviation of price from its targets dP and the supply volatility dS . For $\lambda = 1$, the price deviation and the supply volatility have equal weights. In the figure the price deviations are obviously larger than the supply volatility, implying the policy parameter $A = 0.05$ and $B = 5$ are apparently not optimal: a slight decrease in B is an obviously better alternative since it increases the price stability on a much larger scale than decreases the supply stability. In the next session, we simulate the comparative statistics for the loss function and the optimal policy.

4 The result of comparative statics

We have three main results in simulating the comparative statics: (1) *ceteris paribus*, a more extensive inactive range (a larger A) results in a greater loss. (2) *ceteris paribus*, we put more weights on the supply volatility, a larger λ , the optimal policy adjusts supply less intensively, i.e. a larger smaller A and B . (3) the results of (1) and (2) are robust when varying the volatility, i.e. σ , and the drift, i.e. μ , of the market cap.

4.1 Comparative statics for the loss function.

We start with $\lambda = 1$ as the benchmark. Figure 3 illustrates the comparative statics for the loss function when varying policy parameters $A = [0.01, 0.10]$ and $B = [1, 10]$. We simulate the result ten times for each parameter pair and take the average loss as an estimator of the expected loss. The result shows that in general, *ceteris paribus*, the loss increases with A , i.e., a wider inactive range leads to a greater loss.

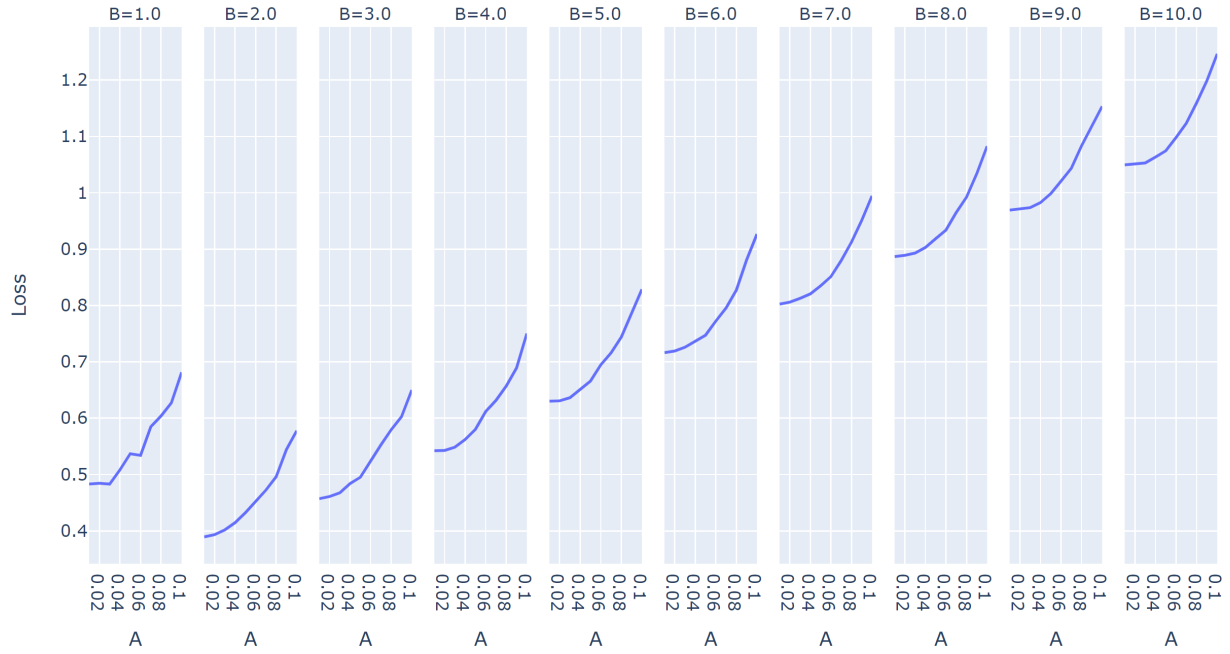


Figure 3: Comparative Statics for the Loss Function

4.2 Comparative statics for the optimal policy

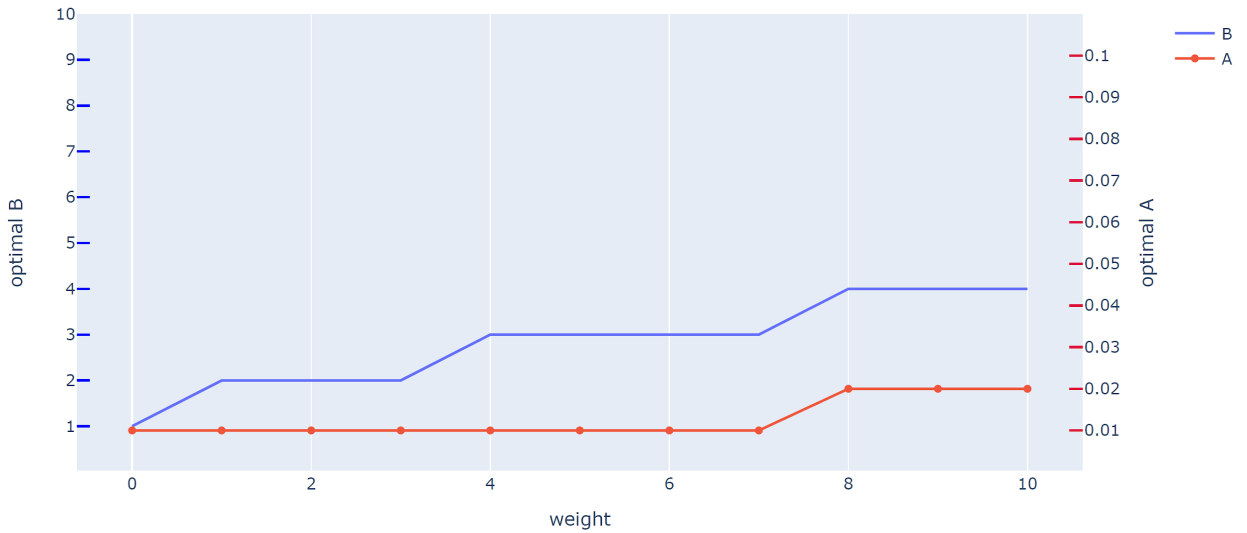


Figure 4: Comparative Statics for the Optimal Policy

Figure 4 illustrates the comparative statics for the optimal policy when varying weights of the loss function, i.e. $\lambda = [0, 10]$. Parameter A defines how frequently the supply adjustment takes place. Larger values of A lead to less frequent adjustment. In contrast, parameter B defines how

radical the adjustment is. Greater values of B indicate smoother supply adjustments. The result shows that when we have a higher weight of the supply stability, the optimal B increases to balance the loss in price deviation and supply variation.

4.3 Robustness

Ceteris paribus, Figures 5 and 6 show the robustness result for (1) and (2) with a positive drift $\mu = 0.01$ and a negative drift $\mu = -0.01$ respectively.

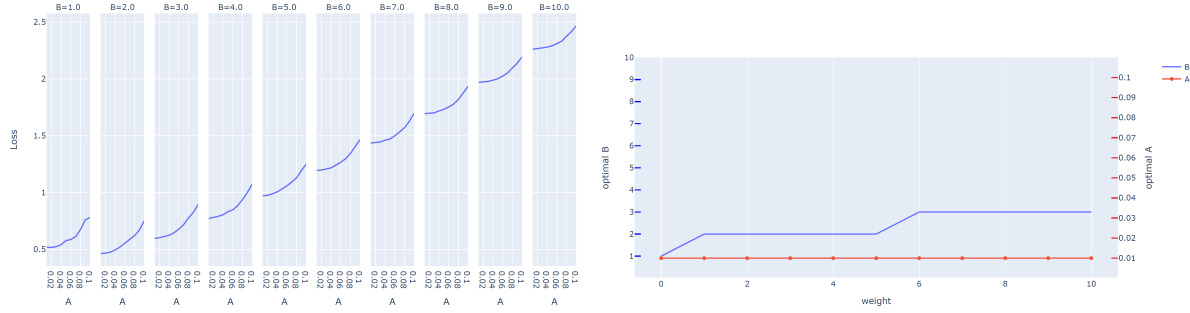


Figure 5: Robustness with a positive drift

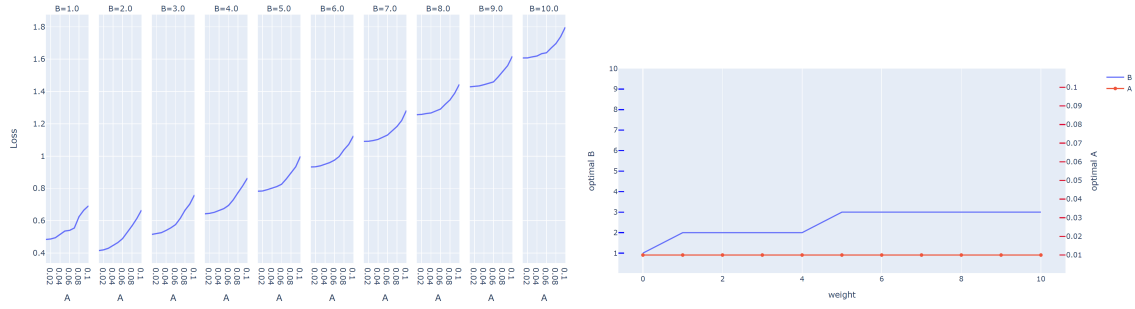


Figure 6: Robustness with a negative drift

Ceteris paribus, Figure 7 shows the robustness for (1) and (2) with a larger volatility of the market cap, i.e. $\sigma = 0.5$.

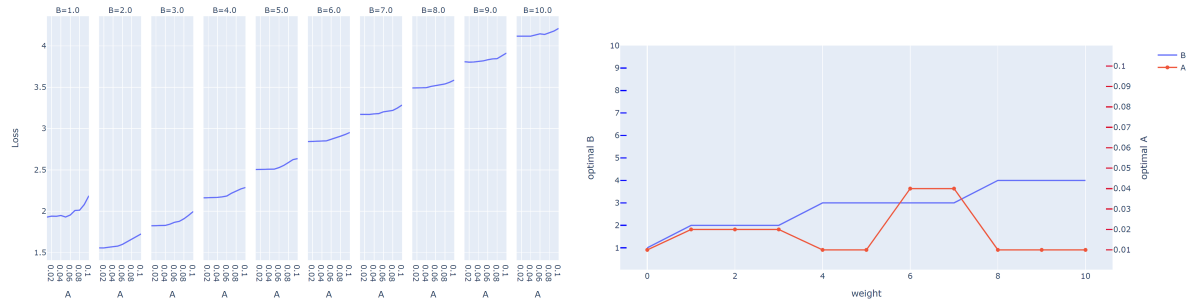


Figure 7: Robustness with a larger volatility

5 Conclusion and further research

As a cryptocurrency, stablecoins are designed to be decentralized. Moreover, stablecoins can serve as a safe haven against the unstable coins such as bitcoins and ethers (Baur and Hoang 2021, Wang, Ma, and Wu 2020). Among stablecoins, algorithmic stablecoins allow automated and rule-based monetary policy. The real-world applications include Ampleforth (AMPL)², Empty Set Dollar³, and Base Protocol⁴, etc. Using the rebase history data of AMPL,⁵ we plot the historical price, supply, and market cap in Figure 8. We further visualize the deviation of price from its target and the supply volatility in Figure 9.

Figures 8 and 9 demonstrate that the market overvalued AMPL at the genesis, and the correction was overshoot in the following three months. It took around half a year for the price to stabilize at \$1. In mid-2020, the start of the DeFi craze, due to the inflow of hot money in the crypto space, AMPL price stayed consistently above parity, leading to the aggressive expansion of the money supply.

Figure 9 shows that the price deviations are obviously larger than the supply volatility, implying the current policy parameter⁶ in AMPL are apparently not optimal for a equal weights, i.e. $\lambda = 1$: a slight decrease in B is an obviously better alternative since it increases the price stability on a much larger scale than decreases the supply stability. Our approach can thus be applied to advise Algorithmic Stablecoin design.

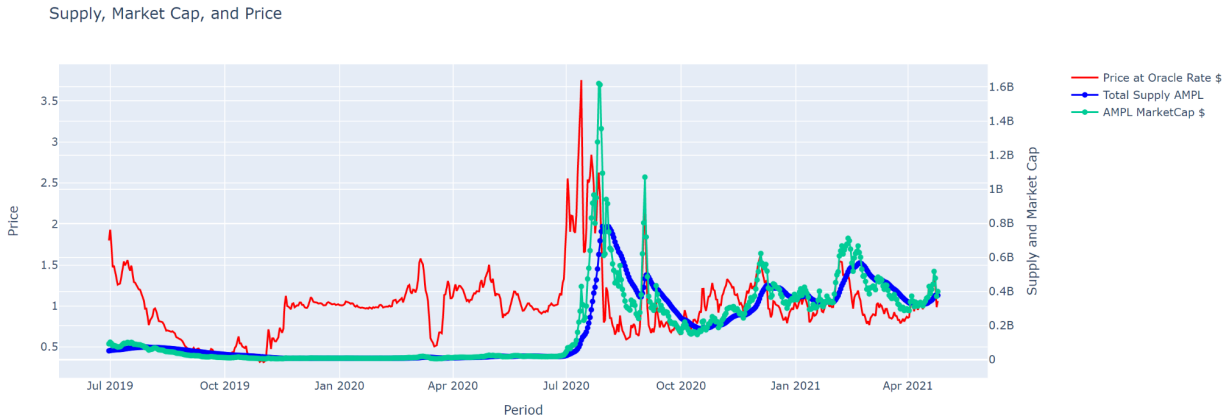


Figure 8: Price, Supply, and MarketCap of AMPL

² <https://www.ampleforth.org/>

³ <https://www.emptyset.finance/>

⁴ <https://www.baseprotocol.org/>

⁵ <https://www.coin-tools.com/ampl/ampl-rebase-history/>

⁶ A = 0.05, B start with B=30 and change to B=10 as of 2019/10/30.

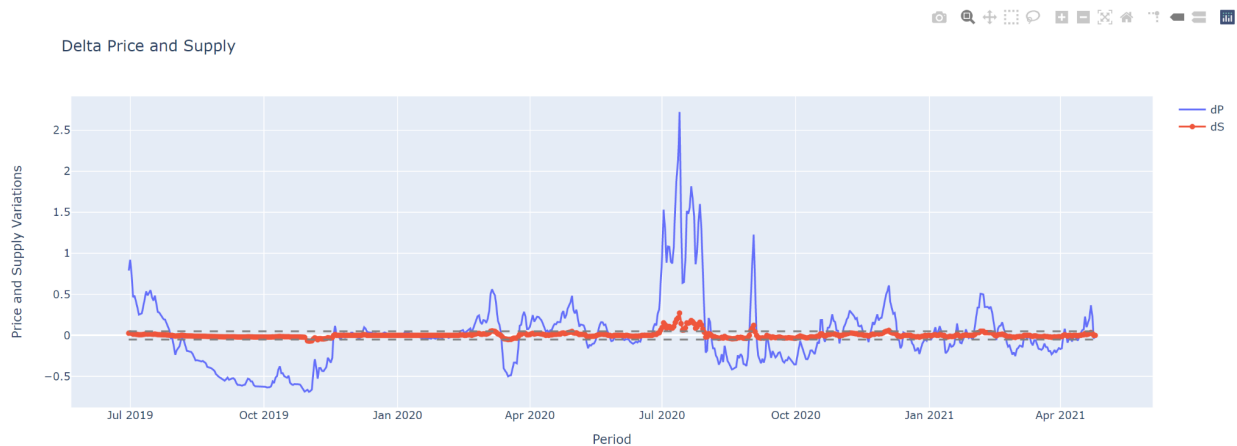


Figure 9: the deviation of AMPL price from its target and the supply volatility of AMPL.

Unlike other types of stablecoins, algorithmic stablecoins maintain price stability without relying on external collaterals such as fiat or other cryptocurrencies (Sidorenko 2019, Moin et al. 2020, Lyons and Viswanath-Natraj 2020). Nevertheless, the collateral-free stability mechanism is a double-edged sword. On the one hand, it allows policymakers to achieve desirable outcomes by selecting the optimal policy parameter, which provides a straightforward toolbox for not only the private sector stablecoin design but also for governments and central bankers in designing and effectively implementing central bank digital currencies (CBDCs) (Dell’Erba 2019). On the other hand, price stability is susceptible to market sentiment. For instance, when price depreciates, users and investors might flee out of panic, which further aggravates price fluctuations. (Avernas, Bourany, and Vandeweyer 2021). Therefore, designing a more resilient monetary policy is vital for the sustainability of algorithmic stablecoins.

Bibliography

- Avernas, Adrien d’, Thomas Bourany, and Quentin Vandeweyer. 2021. “Are Stablecoins Stable.” *Working paper*.
- Baur, Dirk G., and Lai T. Hoang. 2021. “A Crypto Safe Haven against Bitcoin.” *Finance Research Letters* 38 (January): 101431. <https://doi.org/10.1016/j.frl.2020.101431>.
- Baumöhl, Eduard, and Tomas Vydrost. 2020. “Stablecoins as a Crypto Safe Haven? Not All of Them!” <https://www.econstor.eu/handle/10419/215484>.
- Buterin, Vitalik. 2013. “Ethereum Whitepaper.” <https://ethereum.org/en/whitepaper/>.
- Dell’Erba, Marco. 2019. “Stablecoins in Cryptoeconomics. From Initial Coin Offerings (ICOs) to Central Bank Digital Currencies (CBDCs).” *New York University Journal of Legislation and Public Policy*. Forthcoming. <https://ssrn.com/abstract=3385840>

- Hayek, Von. 1990. *Denationalization of Money: An Analysis of the Theory and Practice of Concurrent Currencies*. London: Institute of Economic Affairs: 3rd Edition.
- Kydland, Finn E., and Edward C. Prescott. 1977. "Rules rather than Discretion: The Inconsistency of Optimal Plans." *Journal of Political Economy* 85 (3): 473–91.
- Kuo, Evan, and Brandon Iles. 2018. "Ampleforth - An Ideal Money." White paper.
- Lyons, Richard K., and Ganesh Viswanath-Natraj. 2020. "What Keeps Stablecoins Stable?" <https://www.nber.org/papers/w27136>.
- Mohanta, Bhabendu Kumar, Soumyashree S Panda, and Debasish Jena. 2018. "An Overview of Smart Contract and Use Cases in Blockchain Technology." *9th International Conference on Computing, Communication, and Networking Technologies (ICCCNT)*: 18167039. <https://doi.org/10.1109/icccnt.2018.8494045>.
- Mita, M., K. Ito, S. Ohsawa, and H. Tanaka. 2019. "What is Stablecoin?: A Survey on Price Stabilization Mechanisms for Decentralized Payment Systems." *IEEE Xplore*. DOI: 10.1109/IIAI-AAI.2019.00023.
- Moin, Amani, Kevin Sekniqi, and Emin Gun Sirer. 2020. "SoK: A Classification Framework for Stablecoin Designs." *Financial Cryptography and Data Security*: 174–97.
- Ross, Sheldon M. (2014). "Variations on Brownian Motion." *Introduction to Probability Models* (11th ed.). Amsterdam. Elsevier: 612–14. ISBN 978-0-12-407948-9.
- Selgin, George. 2015. "Synthetic Commodity Money." *Journal of Financial Stability* 17: 92–99.
- Sidorenko, E. L. 2019. "Stablecoin as a New Financial Instrument." *Lecture Notes in Networks and Systems*, July, 630–38.
- Wang, Gang-Jin, Xin-yu Ma, and Hao-yu Wu. 2020. "Are Stablecoins Truly Diversifiers, Hedges, or Safe Havens against Traditional Cryptocurrencies as Their Name Suggests?" *Research in International Business and Finance* 54 (December): 101225.