

Supernova fallback as origin of neutron star spins and spin-kick alignment

HANS-THOMAS JANKA,¹ ANNOP WONGWATHANARAT,¹ AND MICHAEL KRAMER^{2,3}

¹Max Planck Institute for Astrophysics, Karl-Schwarzschild-Str. 1, 85748 Garching, Germany

²Max-Planck-Institut für Radioastronomie, Auf dem Hügel 69, D-53121 Bonn, Germany

³Jodrell Bank Centre for Astrophysics, University of Manchester, M13 9PL, UK

(Received ?????, 2020; Accepted ?????, 2020)

ABSTRACT

Natal kicks and spins are characteristic properties of neutron stars (NSs) and black holes (BHs). Both offer valuable clues to dynamical processes during stellar core collapse and explosion. Moreover, they influence the evolution of stellar multiple systems and the gravitational-wave signals from their inspiral and merger. Observational evidence of possibly generic spin-kick alignment has been interpreted as indication that NS spins are either induced with the NS kicks or inherited from progenitor rotation, which thus might play a dynamically important role during stellar collapse. Current three-dimensional supernova simulations suggest that NS kicks are transferred in the first seconds of the explosion, mainly by anisotropic mass ejection and, on a secondary level, anisotropic neutrino emission. In contrast, the NS spins are only determined minutes to hours later by angular momentum associated with fallback of matter that does not become gravitationally unbound in the supernova. Here, we propose a novel scenario to explain spin-kick alignment as a consequence of tangential vortex flows in the fallback matter that is accreted mostly from the direction of the NS's motion. For this effect the initial NS kick is crucial, because it produces a growing offset of the NS away from the explosion center, thus promoting onesided accretion. In this new scenario conclusions based on traditional concepts are reversed. For example, pre-kick NS spins are not required, and rapid progenitor-core rotation can hamper spin-kick alignment. We also discuss implications for natal BH kicks and the possibility of tossing the BH's spin axis during its formation.

Keywords: core-collapse supernovae — supernova dynamics — accretion — neutron stars — black holes — pulsars

1. INTRODUCTION

Neutron stars are born with estimated typical rotation periods between around 10 milliseconds and hundreds of milliseconds (Chevalier 2005; Popov & Turolla 2012; Igoshev & Popov 2013; Noutsos et al. 2013). The origin of these spins is still unclear. Various different explanations have been proposed: Inherited angular momentum from the collapsing iron core of the progenitor star (e.g., Ott et al. 2006; Heger et al. 2005), possibly amplified by inward transport of angular momentum and associated spin-up of slowly rotating stellar cores through internal gravity waves during the progenitor evolution (Fuller et al. 2014, Fuller et al. 2015, Ma & Fuller 2019, but see McNeill & Müller 2020 for counter-

arguments); spin-up of the newly formed proto-neutron star during the pre-explosion phase by anisotropic impacts of accretion downflows (Wongwathanarat et al. 2013); spin-up or spin-down by triaxial instabilities such as spiral modes of the stalled supernova shock due to the standing accretion shock instability (spiral SASI; Blondin & Mezzacappa 2007; Fernández 2010; Rantsiou et al. 2011; Guilet & Fernández 2014; Kazeroni et al. 2016; Moreno Méndez & Cantiello 2016) or low- T/W spiral waves (Kazeroni et al. 2017); or the accretion of angular momentum associated with turbulent mass motions in the infalling convective layers of the collapsing progenitor star (Gilkis & Soker 2014, 2015, 2016).

It is extremely difficult to quantify any of the mentioned phenomena, individually or in combination, as origins of neutron star angular momentum or as contributing effects, because none of them is sufficiently well understood in its exact consequences. In order to be quantitatively predictive, the angular momentum evolution in aging stars including

magnetic fields, for example, still requires a lot more theoretical work. Heger et al. (2005), considering angular momentum transfer due to the Tayler-Spruit dynamo in single stars, came up with angular momentum estimates between 5×10^{47} erg s and 4×10^{48} erg s (corresponding to spin periods between 15 ms and 3 ms) for neutron stars in progenitors between $12 M_{\odot}$ and $35 M_{\odot}$. Asteroseismic measurements, however, suggest that the Tayler-Spruit dynamo might considerably underestimate the angular momentum transport and the corresponding angular momentum loss in evolving stars. Accordingly, these and other observations reveal slower rotation of stellar cores and white dwarfs than theoretically predicted, see, e.g., discussions by Fuller et al. (2019), Eggenberger et al. (2019), and Takahashi & Langer (2021) and references therein. On the other hand, counter-arguments against efficient angular momentum transport between the stellar cores and the radiative envelopes in massive stars have recently been inferred from black hole spins deduced from gravitational-wave measurements of binary black hole mergers (Qin et al. 2021). These arguments, in turn, may be weakened by the suggestion that black holes might be spun up by the accretion of random angular momentum from convective hydrogen envelopes (Antoni & Quataert 2021).

SASI spiral modes are another widely discussed source of neutron star angular momentum. Early works concluded that neutron star angular momenta of up to a few 10^{47} erg s (corresponding to spin periods of 50–60 ms) might be reached for initially non-rotating or slowly rotating progenitor cores (Blondin & Mezzacappa 2007; Fernández 2010). Later, Kazeroni et al. (2017) found that SASI spiral modes may spin neutron stars up to periods as low as 10 ms (transferring angular momentum of up to $\sim 10^{48}$ erg s) if the rotation inherited from the collapsing stellar core is slower than this value, and to spin down neutron stars that receive more angular momentum than this limit from the core rotation of their progenitor stars. The presence of SASI spiral modes, however, is not an ubiquitous phenomenon in collapsing stellar cores prior to the onset of an explosion. In particular when the explosion sets in rather quickly (i.e., within only some 100 ms after core bounce) and without a preceding phase of shock contraction, SASI spiral modes are not common. SASI activity is weak and shock revival occurs fairly rapidly in 3D supernova simulations that will be presented in our paper, compatible with simulation results reported in other publications (e.g., Nordhaus et al. 2010; Wongwathanarat et al. 2010, 2013; Burrows et al. 2020; Powell & Müller 2020; Chan et al. 2020). Under such circumstances the angular momentum transferred to the neutron star before and during the onset of the explosion is relatively low, only a few times 10^{46} erg s. In contrast, post-explosion accretion and fallback accretion may deliver up to over 10^{49} erg s to the newly formed neutron star, as will be discussed in detail in our paper.

Here, we will therefore argue, based on recent results in the literature (Powell & Müller 2020; Chan et al. 2020; Stockinger et al. 2020) and additional ones presented in this work, that an important (possibly even the dominant) process determining the birth spins of most neutron stars is likely to be the anisotropic accretion of angular momentum associated with matter that is initially ejected during the early stages of the supernova explosion but does not get gravitationally unbound and thus falls back to the compact remnant. While all the phenomena mentioned in the previous paragraphs may play a role under certain circumstances and during some stages of the evolution of the collapsing stellar core and new-formed proto-neutron star, the angular momentum of the fallback matter is large enough to overrule the early-time effects and to reset the neutron star spin to its final, potentially observable birth value. Although the amount of the fallback matter is usually rather small (between some $\sim 10^{-4} M_{\odot}$ and a few $0.1 M_{\odot}$)—unless fallback leads to black hole formation (e.g., Ertl et al. 2020; Wootley et al. 2020; Chan et al. 2018, 2020)—the angular momentum connected with the fallback material can be up to nearly 10^{50} g cm² s⁻¹, as we will show. It would thus be sufficient to lead to millisecond and even sub-millisecond neutron star spin periods, if entirely accreted onto the neutron star. Such an outcome, however, would neither be compatible with the estimated rotation periods of new-born neutron stars mentioned above, nor has the corresponding huge amount of spin-down energy (up to several 10^{52} erg) been observed in the majority of supernovae. Therefore we will reason that the accretion is either incomplete or that the fallback is overestimated in the present spherically symmetric (1D) or three-dimensional (3D) simulations. We hypothesize that the cause for this overestimation is the fact that the neutron star in these simulations is fixed to the center of the explosion, which coincides with the center of the computational grid, instead of being able to move out of the grid center because of its initial kick velocity.

This kick is imparted to the neutron star through anisotropic mass ejection (hydrodynamic kick) and anisotropic neutrino emission (neutrino-induced kick). Consistent with linear momentum conservation, the neutron star receives a momentum in the opposite direction of the momentum carried away by the asymmetrically ejected matter and anisotropically escaping neutrinos. The acceleration of the neutron star takes place over several seconds at the beginning of the supernova explosion, as we will also show for the 3D models discussed in this paper. During roughly the first second, both hydrodynamic forces and gravitational forces accomplish the momentum exchange between ejecta and neutron star (Scheck et al. 2004, 2006; Nordhaus et al. 2010, 2012; Wongwathanarat et al. 2010, 2013), whereas on longer time scales the long-range and long-lasting gravitational forces play the main role in transferring momentum

from the ejecta to the neutron star. For this reason the acceleration that produces the hydrodynamic neutron star kicks can also be considered as a “gravitational tug-boat mechanism” (Wongwathanarat et al. 2013). In massive progenitors with high densities in their collapsing cores and high mass accretion rates of the new-born neutron stars, the hydrodynamic kicks typically dominate the neutrino-induced kicks (see Bollig et al. 2021), whereas in low-mass progenitors with low mass accretion rates the neutrino-induced kicks can provide the leading contribution (see Stockinger et al. 2020). The kick velocities obtained in the simulations are viable to explain the space velocities of young neutron stars and radio pulsars inferred from observations (see, e.g., Lyne & Lorimer 1994; Lorimer et al. 1997; Cordes & Chernoff 1998; Arzoumanian et al. 2002)

Fallback in supernovae has previously been considered as a source of post-explosion emission of electromagnetic radiation (Chevalier 1989), neutrinos (Houck & Chevalier 1991; Chevalier 1995), and gravitational waves (Piro & Thrane 2012; Sur & Haskell 2021); as an origin of disk formation around neutron stars and black holes in successful and failed supernovae and of associated light emission in the form of observable transients (Dexter & Kasen 2013; Perna et al. 2014; Quataert et al. 2019; Moriya et al. 2018, 2019); as a power-source of supernovae in connection with accreting magnetars (Piro & Ott 2011); as a process to explain the trimorphism of neutron stars in rotation-powered pulsars, central compact objects, and magnetars (Zhong et al. 2021); as kick mechanism of new-born black holes in fallback supernovae (Janka 2013; Chan et al. 2020); as a physical process leading to the spin-up of black holes formed during the collapse of non-exploding supergiant stars (Antoni & Quataert 2021); as a possible production site of r-process elements (Fryer 2006; Fryer et al. 2006); and as a mechanism of magnetic field amplification in the surface layers of the new-born neutron star (Soker 2020). However, to our best knowledge, the dynamics of anisotropic fallback and its dependence on the neutron star kick in an asymmetric supernova explosion have not been discussed before.

We emphasize that in the context of our paper, different from assumptions in some previous works (e.g., Perna et al. 2014), the angular momentum associated with the anisotropic fallback is *not* mainly connected to the possible rotation of the progenitor, but it is a consequence of the asymmetric mass ejection in the supernova explosion, which again is a consequence of violent hydrodynamic instabilities that precede and accompany the onset of the supernova blast. We also stress that the fallback phenomena in our focus here are distinctly different from the disk formation, magnetic field amplification, and possible jet formation discussed by Gilkis & Soker (2014, 2015, 2016), Quataert et al. (2019), Soker (2020), and Soker (2021), respectively. Those

authors considered the stochastic angular momentum accretion *prior to* (or in the absence of) the onset of a supernova explosion, when the angular momentum is associated to fluctuating mass motions in the convective pre-collapse burning shells or in the envelope of slowly or nonrotating progenitors. In contrast, we discuss the accretion of some fraction of the initial ejecta that remains gravitationally bound to the compact remnant *during* the developing supernova and therefore eventually turns around and falls back. Of course, there may be dependencies between pre- and post-explosion accretion, because the asymmetry of the mass ejection and the subsequent anisotropic fallback may be influenced by the pre-collapse asymmetries in the convective burning shells of the progenitor.

A second motivation of our work comes from the long-standing question of spin-kick alignment of young pulsars (e.g., Spruit & Phinney 1998; Lai et al. 2001; Johnston et al. 2005; Romani & Ng 2003; Ng & Romani 2007). While in the cases of the Crab and Vela pulsars the alignment of the spin axis and direction of proper motion is apparent and projection effects might play a role, further observational evidence was presented by Johnston et al. (2005); Wang et al. (2006); Johnston et al. (2007); Noutsos et al. (2012), and Noutsos et al. (2013). In the most recent analyses (Noutsos et al. 2012, 2013), considering large samples of young pulsars with reliably determined kinematic ages, the alignment between spin and kick directions was found to be typically within several 10° , but the observed distribution of the spin-velocity offset angles is broad with a standard deviation around 30° .

Particularly interesting is the association of the pulsar PSR J0538+2817 with the young supernova remnant S147 and an age of only 30 ± 4 kyr (Kramer et al. 2003; Ng et al. 2007; Dinçel et al. 2015), because the neutron star has a high transverse velocity around 400 km s^{-1} (Kramer et al. 2003; Ng et al. 2007; Chatterjee et al. 2009) and also exhibits near proximity of its spin axis and velocity vector in two dimensions (Romani & Ng 2003; Ng et al. 2007; Johnston et al. 2007). Recent high-sensitivity interstellar scintillation and polarization observations of PSR J0538+2817 using the Five-hundred-meter Aperture Spherical radio Telescope (FAST) confirm these previous results, reveal a total space velocity of the pulsar of more than 400 km s^{-1} , and demonstrate, for the first time, 3D alignment of the spin axis and space velocity of a pulsar (Yao et al. 2021). The 3D angle between spin axis and velocity vector inferred from the FAST polarization results has a clear peak around 6° and a 68% probability of being less than 28° ; and from X-ray torus modeling a peak around 10° is deduced with a 68% probability that the angle is smaller than 23° .

The young age of PSR J0538+2817, its relatively long initial spin period of 139 ms (Kramer et al. 2003; Romani & Ng 2003), its relatively low surface magnetic field of

7.3×10^{11} G (Kramer et al. 2003), and high kick velocity discard a large variety of suggested scenarios that invoke extremely strong magnetic fields to produce large kicks (e.g. Bisnovatyi-Kogan 1993, 1996; Horowitz & Li 1998; Arras & Lai 1999a,b; Kusenko & Segrè 1999; Fuller et al. 2003; Farzan et al. 2005; Socrates et al. 2005; Maruyama et al. 2012; Yamamoto & Yang 2021) and spin-kick alignment. The Harrison-Tademaru mechanism (Harrison & Tademaru 1975; Tademaru & Harrison 1975), for example, is based on asymmetric electromagnetic radiation emitted from an off-centered rotating magnetic dipole. However, this electromagnetic rocket effect requires the neutron star to have an initial rotation period of about a millisecond and an extremely strong magnetic dipole field (or order 10^{16} G) at the surface. Only then the kick can be as strong as measured for PSR J0538+2817 on a short time scale (Xu et al. 2021). If these conditions are not fulfilled, the acceleration is a weak and/or slow process that acts only over long periods of time after the supernova explosion (see Lai et al. 2001), implying that the strong surface magnetic fields must survive for such long time spans. This, however, conflicts with the observed properties of PSR J0538+2817.

Therefore, it remains a puzzle, where spin-kick alignment might come from. With fallback being likely to be the dominant spin-up mechanism of most new-born neutron stars, as we argued above, the question immediately pops up whether fallback could also be responsible for alignment between neutron star kicks and spins. Previous hydrodynamical supernova simulations, partly including the fallback phases that extend over hundreds of seconds or longer after the onset of the explosion (Stockinger et al. 2020; Chan et al. 2020; Powell & Müller 2020; Müller et al. 2018, 2019; Wongwathanarat et al. 2013), showed no alignment of neutron star kicks and spins. In our paper we hypothesize that also for this result the reason is the neglect of the neutron star’s motion in all of the simulations. Rather than drifting out of the center of the explosion due to the kick obtained in the first seconds of the developing supernova, the neutron star is fixed at the grid center for numerical reasons.

The neutron star receives its natal kick by accelerating forces over several seconds, whereas it gets spun up subsequently by accretion of matter with angular momentum from fallback happening on time scales of tens of seconds to hours. In the present paper we will discuss possible reasons how spin-velocity alignment can be the outcome when the neutron star is displaced away from the explosion center because of its birth kick. The initial kick of the neutron star and its later spin-up will be crucial for the spin-kick alignment. In the context of our proposed scenario it is therefore *not* the initial (pre-kick) rotation rate of the neutron star that determines the alignment of kick velocity and spin axis, and it is also *not* a mechanism that imparts spin and kick simultane-

ously to the neutron star as suggested by Spruit & Phinney (1998) in their multiple off-center-kick scenario. The hypothesis of a mechanism that delivers kick and spin to the neutron star in combination, or the assumption that a pre-kick rotation of the neutron star plays a crucial role, was later adopted also by others, for example by Lai et al. (2001), in their discussions of theoretical neutron star kick and spin-up scenarios. Such a picture was further elaborated by Ng & Romani (2007) in their momentum-thrust scenario based on the neutrino-cooling emission of the proto-neutron star, and it was also employed by Wang et al. (2006) as a framework to interpret observational spin-kick alignment of isolated pulsars and misalignment of neutron stars in binaries, respectively. These authors drew conclusions on the duration of the kick time scale or pre-kick spin period in order to obtain spin-kick alignment in dependence on the initial rotation of neutron stars. In the statistical argument by Spruit & Phinney (1998), analogously also applied by Ng & Romani (2007) for their neutrino momentum-thrust scenario, it is an existing spin axis of the neutron star that defines a preferred direction for a kick alignment due to rotational averaging of the off-axis directions.

In contrast, our new scenario introduced in the present paper reverses this causal relation: Here, it is the initial kick and associated displacement of the neutron star from the explosion center that defines the preferred direction and causes the spin-velocity alignment. Spin-velocity correlation becomes likely for neutron stars with high kick velocities, where the neutron star accretes fallback matter mainly from the hemisphere facing the direction of neutron star motion. But such an alignment is not an ubiquitous phenomenon. The neutron star rotation vector is expected to be randomly oriented relative to the kick direction for neutron stars with low kicks or for supernovae with no relevant accretion of fallback matter onto the neutron star, or in cases where little angular momentum is associated with the fallback material accreted by the neutron star.

Our paper is structured as follows. In Section 2 the current observational evidence of spin-kick alignment in young pulsars is summarized based on existing publications. In Section 3 we present results from a large set of 3D long-time supernova simulations, all of which include fallback until a day or longer. The simulations serve as a motivation for introducing a revision of the hydrodynamical scenario. We do this in Section 4 by considering possible effects associated with a kick-induced displacement of the neutron star from the center of the explosion, in particular the possibility of fallback-triggered spin-kick alignment. In Section 5 we discuss implications and observational consequences of our revised scenario of spin-kick alignment, and in Section 6 we conclude with a summary of our main results.

2. OBSERVATIONAL EVIDENCE FOR SPIN-KICK ALIGNMENT

The realisation that the observed velocities of pulsars are large (Gunn & Ostriker 1970; Lyne et al. 1982) raised the question about their origin early on (e.g. Tademaru & Harrison 1975). In order to decide between different scenarios, especially between natal or post-natal origins, efforts were made to determine the direction of motion relative to the spin orientation (Morris et al. 1976; Anderson & Lyne 1983), but no correlation was found. However, a number of observational challenges may have led to misleading measurements or may have prevented a significant correlation to be found, even if it exists in principle. It is useful to recall these challenges.

Firstly, it is usually not possible to measure the radial velocity of pulsars (even though rare exceptions exist, e.g., Yao et al. 2021). Instead, what can be measured is the transversal motion on the plane of the sky, i.e. a 2D motion. Secondly, this motion is a *proper motion*, i.e. an angular motion on the sky. In order to convert it into a velocity, one needs to use a distance measurement. Distances can be estimated from the measurement of the so called Dispersion Measure, defined as the observed column density of free electrons along the line of sight. Given a model for the Galactic free electron distribution (e.g. Cordes & Lazio 2002; Yao et al. 2017), distances can be estimated with a typical uncertainty of 20%, though deviations from the real distance of individual cases can be significantly larger. Ideally, one can infer distances reliably by means of a parallax measurement, either via pulsar timing or interferometric imaging – which are also the two methods usually used to obtain proper motions.

The first way to determine proper motions is via pulsar timing measurements (e.g. Lorimer & Kramer 2004). A proper motion manifests itself as a characteristic signature in the timing residuals, i.e. in the comparison of the measured pulse times-of-arrival (ToAs) with a so-called timing model that describes the rotation of the pulsar. The signature comprises a sinusoid with an annual period and an amplitude that increases with time (see e.g. Kramer et al. 2003). Unless the pulsar is located in the ecliptic, the two-dimensional proper motion vector, $\mu = (\mu_\alpha, \mu_\delta)$, relative to our local reference system can then be measured. We note that for a pulsar near the ecliptic, the variation of ToAs due to proper motion are small in direction of ecliptic latitude, so that effectively only a 1D velocity (in direction of ecliptic longitude) can be measured accurately (see e.g. Lorimer & Kramer 2004 for details). A further complication arises for young pulsars, which often exhibit irregularities in their spin-down, known as *timing noise*, which can be attributed to rotational instabilities caused by the interior of the neutron star or magnetospheric re-configurations (Lorimer & Kramer 2004; Lyne et al. 2010). Timing noise may occur on similar timescales

as the proper motion signature in the timing data, so it has been traditionally difficult to separate both effects and to determine the velocity of young pulsars reliably. A technique that makes use of the proper motion’s annual periodicity in the timing residuals was presented by Hobbs et al. (2005), which suddenly gave access to proper motion measurements for a large sample of pulsars, especially young ones.

A second way to determine the astrometric properties of a pulsar is via interferometric imaging. High-spatial resolution observations made at several epochs can reveal a motion of the pulsar on the sky caused by proper motion and/or parallax (e.g. Deller et al. 2019). Interferometric measurements do not suffer from the same difficulties as timing measurements, i.e. they do not depend on the ecliptic position and they are not affected by timing noise. In contrast, however, pulsars need to be bright enough to be detected in imaging observations, while ionospheric effects and the availability of suitable telescope networks play an essential role in whether a proper motion (and parallax) measurement can be obtained. Recent improvements in the applied techniques have nevertheless increased the accessible sample considerably (Deller et al. 2019).

Even though techniques exist now to measure the velocities of pulsars with a certain accuracy, there are also observational challenges in determining the spin directions. As for the velocity, also the spin direction can usually only be inferred as a 2D projection on the plane of the sky. (Again, notably exceptions exist; see e.g. the recent examples by Yao et al. 2021 or Guo et al. 2021). This is typically done via polarisation measurements by inspecting the variation of the position angle (PA) of the linearly polarised component of the pulsar radio emission as a function of pulse phase (also called the “PA swing”). In textbook examples, like in the Vela pulsar, the swing exhibits an S-like shape, motivating the Rotating Vector Model (RVM; Radhakrishnan & Cooke 1969) where this shape is explained by purely geometrical effects. The centroid of the S-like swing defines both a fiducial pulse phase and a fiducial PA value: the pulse phase marks the location of the “fiducial plane”, where magnetic axis, spin axis and viewing vector to the observer all fall into one plane. The fiducial value of the PA corresponds to the projection angle of the pulsar spin onto the plane of the sky (measured in a North-East coordinate system relative to North; see also, e.g., Gunn & Ostriker 1970). However, not all PA swings in pulsars can be readily described by a RVM (e.g. due to distortion in the PA swing by plasma propagation effects, e.g. Lorimer & Kramer 2004), but one may still be able to identify the location of the magnetic spin axis relative to the observed pulse, so that the fiducial PA can be measured regardless (Johnston et al. 2005). In any case, one needs to make sure that the derived fiducial PA corresponds to an “absolute” PA value, namely one that would be mea-

sured at infinite frequencies. PA values observed at a certain frequency are affected by Faraday rotation in the interstellar medium or the Earth’s ionosphere (see Johnston et al. 2005, 2007 for a detailed discussion). Hence, it is crucial that any measurement of an absolute position angle that is used to infer the (projected) spin direction is accompanied by careful measurements of the “Rotation Measure” that describes the rotation of the PA with frequency, so that Faraday rotation can be corrected for (Lorimer & Kramer 2004).

From the above, it is clear that obtaining reliable information on the spin and velocity direction is not trivial. Moreover, in order to judge the presence or lack of a correlation between the two quantities, one needs to take also astrophysical considerations into account. A movement of the pulsar in the Galactic gravitational potential will constantly alter the velocity direction with time, for which reason the present-day orientation may have little resemblance with the direction possibly imprinted at birth. Any existing correlation may therefore be washed out if pulsars are too old, or if the external velocity component due to Galactic motion is significantly larger than any intrinsic velocity.

With these caveats in mind, Johnston et al. (2005) made use of the Hobbs et al. (2005) sample and revisited the question of a possible correlation between pulsar spin and velocity directions. As described in Section 1, evidence for a correlation was found, spawning further and renewed interest. A number of further studies followed (Wang et al. 2006; Johnston et al. 2007; Rankin 2007; Noutsos et al. 2012, 2013; Rankin 2015). Overall, all these studies concluded in favour of spin-velocity alignment, which is also supported by the special cases of certain pulsars associated with supernova remnants, i.e. Crab and Vela, by conclusions drawn from pulsar wind torus fitting (Ng & Romani 2004, 2008),

and especially by the mentioned recent evidence for even 3D alignment in PSR J0538+2817 (Yao et al. 2021) and similarly by a recent study of PSR J0908–4913 by Johnston & Lower (2021). Only the sample studied by Noutsos et al. (2012, 2013) was large enough to separate the pulsars by age, accounting for possible motion in the Galactic potential. As mentioned, the observed distribution of the spin-velocity offset angles, Ψ , is broad with a standard deviation around $\Delta\Psi \sim 30^\circ$. For the youngest group, however, the offset angle appears to be somewhat smaller (see e.g. Figure 1 in Noutsos et al. 2013), but the number of pulsars is also smaller.

From those studies, it seems established that for the sample of interest, i.e. young (or relatively young) pulsars, the distribution of angular separations between spin and velocity, Ψ , is not random, but exhibits a clear preference for alignment. However, establishing a more reliable estimate for the typical offset is desirable and subject of ongoing work. Apart from the intention to improve on the solutions for overcoming the explained observational challenges, the motivation is twofold. Firstly, pulsar polarisation is often emitted in one of two orthogonal modes (Lorimer & Kramer 2004), and it is not immediately clear which of the two modes should the velocity direction be compared with (Johnston et al. 2005; Noutsos et al. 2012; Rankin 2015). In other words, is the relevant offset angle Ψ or $(90^\circ - \Psi)$? Furthermore, in the previous studies, it was not attempted to separate the sample also in terms of velocity magnitude, which is, as we discuss in the following, a relevant parameter in our theoretical scenario presented in Sections 4 and 5. An improved detailed study of the observed distribution of angular separations, with samples optimised to look for observational signatures that we derive in the following, including a significant amount of new data, is indeed ongoing, and the results of this study will be presented elsewhere.

Table 1.

Model	t_{early} [s]	t_{end} [s]	$v_{\text{NS}}(t_{\text{early}})$ [km s $^{-1}$]	$v_{\text{NS}}(t_{\text{end}})$ [km s $^{-1}$]	$M_{\text{NS}}(t_{\text{end}})$ [M_{\odot}]	$M_{\text{NS,g}}(t_{\text{end}})$ [M_{\odot}]	$E_{\text{exp}}(t_{\text{end}})$ [B]	$\alpha_{\text{ej}}(t_{\text{early}})$ [%]	$\alpha_{\text{ej}}(t_{\text{end}})$ [%]	$M_{\text{ej}}(t_{\text{end}})$ [M_{\odot}]	$J_{\text{NS,46}}(t_{\text{early}})$ [g cm 2 s $^{-1}$]	$J_{\text{NS,46}}(t_{\text{end}})$ [g cm 2 s $^{-1}$]	$\theta_{\text{sk}}(t_{\text{early}})$ [°]	$\theta_{\text{sk}}(t_{\text{end}})$ [°]	$M_{\text{fb}}(t_{\text{end}})$ [$10^{-2} M_{\odot}$]	$T_{\text{spin}}(t_{\text{end}})$ [ms]
W15-1-cw	1.3	432000	331	740	1.39	1.26	1.49	7.93	2.41	14.04	1.51	197.60	115	16	5.67	3.95
W15-2-cw	1.3	431995	405	793	1.40	1.27	1.50	9.59	2.59	14.02	1.55	181.10	60	108	7.05	4.37
W15-3-pw	1.3	431995	267	511	1.50	1.35	1.11	6.35	2.09	13.94	1.17	312.27	105	114	14.15	2.74
W15-6-cw	1.3	432003	437	1034	1.46	1.32	1.25	12.84	3.88	13.95	1.02	149.47	128	82	10.65	5.57
L15-1-cw	1.4	431993	161	338	1.53	1.38	1.78	5.01	1.13	13.49	1.89	94.64	150	110	1.41	9.32
L15-2-cw	1.4	420609	78	131	1.42	1.28	2.80	1.58	0.32	13.61	1.04	2.14	63	88	0.03	373.81
L15-3-pw	1.4	432007	31	80	1.78	1.58	0.85	1.33	0.46	13.23	1.55	483.67	125	74	16.12	2.19
L15-5-cw	1.4	431991	267	725	1.78	1.58	0.95	15.56	3.94	13.22	1.71	1137.48	66	93	16.41	0.93
L15-5-pw	1.4	432002	267	404	2.11	1.83	0.58	15.56	3.41	12.87	1.71	864.01	66	112	45.00	1.53
N20-4-cw	1.3	184056	98	275	1.41	1.28	1.67	2.54	0.81	14.69	2.09	252.60	46	121	0.50	3.15
B15-1-cw	1.1	48416	92	119	1.15	1.06	2.59	2.36	0.24	14.31	1.03	11.98	155	18	0.01	52.17
B15-1-pw	1.1	61744	92	115	1.24	1.14	1.40	2.36	0.34	14.21	1.03	47.95	155	61	1.02	14.20
B15-3-pw	1.1	61214	85	134	1.25	1.14	1.15	2.55	0.44	14.20	0.44	2.68	148	80	0.04	256.07
W18-pw	1.3	175849	104	258	1.55	1.39	1.36	2.25	0.90	15.40	0.71	291.41	78	117	15.25	3.06
W20-pw	1.3	61779	87	198	1.55	1.39	1.45	2.03	0.62	17.86	0.75	260.57	109	62	5.42	3.43
W16-1-pw	1.3	172213	232	353	2.27	1.95	0.88	7.70	2.33	13.06	0.24	2352.23	62	111	67.76	0.62
W16-2-pw	1.3	153565	348	562	2.01	1.76	1.16	9.55	2.88	13.33	1.01	2460.39	82	91	44.29	0.50
W16-3-pw	1.3	141634	151	249	1.72	1.53	1.48	3.45	0.97	13.63	1.56	2918.77	146	111	18.38	0.35
W16-4-pw	1.3	130866	244	409	1.62	1.45	1.82	4.79	1.35	13.74	2.28	1177.52	31	59	10.99	0.80
W18r-1-pw	1.3	180323	33	95	1.48	1.34	1.06	0.89	0.36	15.59	1.08	1962.32	116	83	13.97	0.43
W18r-2-pw	1.3	165178	24	54	1.37	1.25	1.31	0.54	0.17	15.71	0.24	1065.83	129	117	5.25	0.72
W18r-3-pw	1.3	156979	45	105	1.32	1.20	1.59	0.88	0.29	15.76	1.04	157.67	70	119	2.26	4.66
W18r-4-pw	1.3	139696	16	46	1.28	1.17	1.91	0.27	0.11	15.80	0.58	70.96	123	69	0.65	9.96
W18x-1-pw	1.3	154941	137	238	1.66	1.48	1.21	3.78	0.92	15.87	1.48	2594.84	125	98	15.81	0.38
W18x-2-pw	1.3	157572	46	91	1.56	1.40	1.45	1.10	0.30	15.98	0.79	754.83	56	59	7.42	1.19
M15-7b † -3-pw	1.3	86403	727	1096	1.66	1.48	1.44	17.96	3.39	19.41	1.97	605.38	41	123	16.44	1.61
M15-7b † -4-pw	1.3	86399	694	1102	1.54	1.39	1.79	13.87	2.84	19.53	1.61	417.70	150	91	9.62	2.12
M15-8b † -2-pw	1.3	86410	13	40	1.34	1.22	1.32	0.32	0.10	20.72	1.11	101.33	146	26	1.61	7.36

Table 1 continued

Table 1 (continued)

Model	t_{early} [s]	t_{end} [s]	$v_{\text{NS}}(t_{\text{early}})$ [km s $^{-1}$]	$v_{\text{NS}}(t_{\text{end}})$ [km s $^{-1}$]	$M_{\text{NS}}(t_{\text{end}})$ [M $_{\odot}$]	$M_{\text{NS,g}}(t_{\text{end}})$ [M $_{\odot}$]	$E_{\text{exp}}(t_{\text{end}})$ [B]	$\alpha_{\text{ej}}(t_{\text{end}})$ [%]	$\alpha_{\text{ej}}(t_{\text{early}})$ [%]	$M_{\text{ej}}(t_{\text{end}})$ [M $_{\odot}$]	$J_{\text{NS,46}}(t_{\text{early}})$ [g cm 2 s $^{-1}$]	$J_{\text{NS,46}}(t_{\text{end}})$ [g cm 2 s $^{-1}$]	$\theta_{\text{sk}}(t_{\text{early}})$ [°]	$\theta_{\text{sk}}(t_{\text{end}})$ [°]	$M_{\text{fb}}(t_{\text{end}})$ [10 $^{-2}$ M $_{\odot}$]	$T_{\text{spin}}(t_{\text{end}})$ [ms]
M15-8b † -3-pw	1.3	90753	14	28	1.30	1.19	1.62	0.29	0.06	20.76	0.45	28.82	99	149	0.42	25.04
M16-4a † -1-pw	1.3	86413	32	92	1.67	1.49	1.34	0.76	0.32	17.35	2.04	2183.44	55	156	14.22	0.45
M16-4a † -2-pw	1.3	90027	64	177	1.58	1.42	1.66	1.34	0.53	17.44	0.52	178.00	115	170	7.83	5.14
M16-4a † -3-pw	1.3	89984	14	35	1.51	1.36	1.93	0.26	0.09	17.51	2.27	77.79	100	58	3.19	11.12
M17-7a † -2-pw	1.3	193880	60	139	1.65	1.47	1.64	1.18	0.39	21.19	0.46	1104.85	27	109	15.12	0.87
M17-7a † -3-pw	1.3	172744	61	140	1.56	1.40	1.95	1.07	0.34	21.28	1.46	80.73	21	67	8.78	11.16
M15-7b-1-pw	1.3	86390	469	767	1.58	1.41	1.41	11.92	2.28	19.48	0.81	214.58	122	41	10.34	4.25
M15-7b-2-pw	1.3	86402	310	483	1.56	1.40	1.43	7.09	1.40	19.49	2.24	122.29	114	124	9.47	7.34
M15-7b-3-pw	1.3	86395	478	751	1.59	1.42	1.43	11.01	2.22	19.46	3.47	585.55	117	77	12.46	1.57
M15-7b-4-pw	1.3	86397	601	901	1.49	1.35	1.78	11.48	2.26	19.55	0.90	314.30	63	85	6.66	2.71
M15-8b-1-pw	1.3	86410	40	71	1.32	1.20	1.57	0.84	0.16	20.72	0.48	96.02	92	167	0.81	7.65
M15-8b-2-pw	1.3	86396	16	35	1.38	1.26	1.12	0.44	0.10	20.66	0.48	191.17	23	127	2.62	4.07
M16-4a-1-pw	1.3	86412	171	352	1.67	1.49	1.56	3.65	1.13	17.34	2.41	256.64	10	116	13.77	3.81
M16-4a-2-pw	1.3	86394	332	592	1.90	1.67	1.07	8.82	2.61	17.10	2.73	2954.22	59	84	32.25	0.39
M16-7b-1-pw	1.3	86406	100	216	1.54	1.38	1.17	2.76	0.68	20.44	0.30	129.86	140	40	9.12	6.81
M16-7b-2-pw	1.3	86400	65	139	1.47	1.32	1.41	1.54	0.38	20.51	1.42	226.02	130	166	4.36	3.69
M17-7a-1-pw	1.3	86417	97	220	1.69	1.51	1.52	2.10	0.66	21.12	1.66	798.71	44	100	16.38	1.25
M17-7a-2-pw	1.3	86407	47	82	1.68	1.50	1.56	0.96	0.24	21.13	0.84	576.19	90	29	15.17	1.71
M17-8a-3-pw	1.3	86390	476	715	2.27	1.95	1.08	13.18	3.24	21.53	2.14	8536.20	122	117	52.60	0.17
M17-8a-4-pw	1.3	86412	445	732	2.09	1.81	1.22	11.34	2.88	21.72	2.11	5521.53	69	118	36.63	0.24

NOTE—Explosion and neutron star properties for all investigated 3D models. Neutron stars are defined by the mass at densities $\rho \geq 10^{11}$ g cm $^{-3}$. The model names consist of the progenitor’s name (see Section 3.1), a counter for the explosion run, and an extension “cw” for a constant neutrino-driven wind and “pw” for a power-law wind condition at the inner grid boundary; daggers indicate an older version of the corresponding binary BSG progenitor (see also Section 3.2). The tabulated quantities are: t_{early} is the time when the central neutrino “engine” was replaced by the spherical neutrino-wind boundary, t_{end} is the termination time of the simulations, $v_{\text{NS}}(t_{\text{early}})$ and $v_{\text{NS}}(t_{\text{end}})$ are the neutron star kick velocities at both times, $M_{\text{NS}}(t_{\text{end}})$ and $M_{\text{NS,g}}(t_{\text{end}})$ the final baryonic and grav-

itational masses of the neutron star, $E_{\text{exp}}(t_{\text{end}})$ the final explosion energy, $\alpha_{\text{ej}}(t_{\text{early}})$ and $\alpha_{\text{ej}}(t_{\text{end}})$ are the momentum asymmetry parameters of the (postshock) ejecta at both times (defined in Equation 5) and surrounding text), $M_{\text{ej}}(t_{\text{end}})$ is the final ejecta mass of the supernova, $J_{\text{NS,46}}(t_{\text{early}})$ and $J_{\text{NS,46}}(t_{\text{end}})$ are the early and final values of the angular momentum of the neutron star, if the latter accretes the entire fallback mass, $\theta_{\text{sk}}(t_{\text{early}})$ and $\theta_{\text{sk}}(t_{\text{end}})$ are the relative angles between neutron star spin and kick at both times, $M_{\text{fb}}(t_{\text{end}})$ is the final fallback mass, and $T_{\text{spin}}(t_{\text{end}})$ is the estimated spin period of the neutron star, assuming that the neutron star accretes the total fallback matter and has a final radius of 12 km and gravitational mass $M_{\text{NS,g}}(t_{\text{end}})$.

3. RESULTS OF LONG-TIME 3D SUPERNOVA SIMULATIONS

Over the past couple of years one of the authors has built up a library of nearly 50 3D simulations of neutrino-driven supernova explosions, following the evolution from a few milliseconds after core bounce through shock revival by neutrino heating until roughly one day or more later. The model set is mainly based on blue supergiant (BSG) single-star and binary-merger progenitors, which were investigated for phenomenological analysis in connection to Supernova 1987A (SN 1987A), but it includes also two red supergiant (RSG) progenitors, all of them with pre-supernova masses between $\sim 15 M_{\odot}$ and $\sim 24 M_{\odot}$.

3.1. Progenitor stars

A list of all 3D explosion models for these progenitors with the values of the most relevant quantities characterizing the explosion and neutron star properties is provided in Table 2. The set of 3D supernova simulations includes single-star progenitors with and without rotation, namely nonrotating RSGs from [Woosley & Weaver \(1995\)](#) (stellar model s15s7b2, explosion models W15-xx; the naming convention of the supernova runs will be explained below) and [Limongi et al. \(2000\)](#) (L15-xx), both with a zero-age-main-sequence (ZAMS) mass of $15 M_{\odot}$; a nonrotating BSG progenitor with ZAMS mass of $20 M_{\odot}$ ([Shigeyama & Nomoto 1990](#), N20-xx), nonrotating BSG progenitors of $15 M_{\odot}$ ([Woosley et al. 1988](#), B15-xx) and $20 M_{\odot}$ ([Woosley et al. 1997](#), W20-xx) ZAMS mass, as well as rotating BSG models with ZAMS masses of $16 M_{\odot}$ (W16-xx) and $18 M_{\odot}$ (W18-xx, W18r-xx, and W18x-xx) (see [Sukhbold et al. 2016](#) and [Utrobin et al. 2019](#) for all four rotating progenitors). Moreover, 3D explosion simulations of BSG progenitors of SN 1987A from binary-merger calculations by [Menon & Heger \(2017\)](#) are considered: M15-7b-xx, M15-8b-xx, M16-4a-xx, M16-7b-xx, M17-7a-xx, and M17-8a-xx, where the first and second numbers in the models names give the ZAMS masses (in M_{\odot}) of the two binary components. The name extensions xx denote different realizations of the supernova calculations, either by choosing different seed perturbations that were imposed to trigger the growth of nonradial hydrodynamic instabilities at the onset of the explosion, or by parametrically varying the blast-wave energy through different choices of the time dependence of the explosion-driving neutrino engine.

3.2. Supernova modeling

Since the present paper is not focussed on the numerical modeling and simulation results, but these results are only taken as a motivation for proposing the revised fallback scenario described in Section 4, we refrain from repeating a detailed description of the code and its inputs here. All relevant

information can be found in previous papers of some of the authors ([Wongwathanarat et al. 2013, 2015, 2017](#); [Utrobin et al. 2015, 2017, 2019, 2021](#)) and in [Wongwathanarat & Janka](#) (in preparation).

The modeling strategy for the supernova explosions is based on the paradigm of the delayed neutrino-driven mechanism, whose viability is now supported by self-consistent “ab initio” 3D simulations (e.g., [Takiwaki et al. 2014](#); [Melson et al. 2015b,a](#); [Lentz et al. 2015](#); [Janka et al. 2016](#); [Müller et al. 2017, 2018](#); [Burrows et al. 2020](#); [Bollig et al. 2021](#)). Since we are interested in the long-time development of the supernova asymmetries but not in the details of the physics that is relevant to obtain shock revival and the onset of an explosion, the computationally most expensive part of fully self-consistent simulations, namely the neutrino physics and transport, was approximated in our calculations by assuming that the high-density core of the neutron star (the neutrino-opaque innermost $1.1 M_{\odot}$ with optical depth of more than ~ 10) is a black-body neutrino source, whose strength can be chosen to serve our modeling needs. Exterior to this core we followed the neutrino transport and cooling around the neutrinosphere and the neutrino heating behind the supernova shock by a simple gray scheme ([Scheck et al. 2006](#)). Parameters of the core model allowed us to regulate the radiated luminosities such that the energy transfer by neutrinos produced explosions with desired energies. The neutrino energy deposition in the gain layer triggers the growth of hydrodynamic instabilities, convective overturn ([Herant et al. 1994](#); [Burrows et al. 1995](#); [Janka & Müller 1996](#)) and the standing accretion shock instability (SASI; [Blondin et al. 2003](#); [Blondin & Mezzacappa 2007](#)), that lead to shock deformation and an anisotropic onset of the explosion.

Only the beginning of the explosion, in which the explosion asymmetries are established, was simulated with the gray neutrino-transport approximation combined with the core boundary condition for the time-dependent neutrino light-bulb. Again for reasons of computational efficiency, after the first $1.1\text{--}1.4\text{ s}$ (t_{early} , which is model dependent and listed in Table 2) the neutrino physics was switched off, the radius of the inner grid boundary was moved farther out (typically to several 100 km), and a spherical neutrino-driven wind was imposed there as an inflow boundary condition, by which we approximated the long-time energy input of the central engine to the developing supernova blast.

The model names (Table 2) consist of the progenitor’s name (with mass value), a number enumerating the explosion run for a given progenitor, and the extension cw or pw. This extension specifies whether a constant or a power-law prescription was applied for the neutrino-wind boundary condition (for details, see [Wongwathanarat et al. 2015](#)). Dagger symbols in the model names mark some preliminary binary

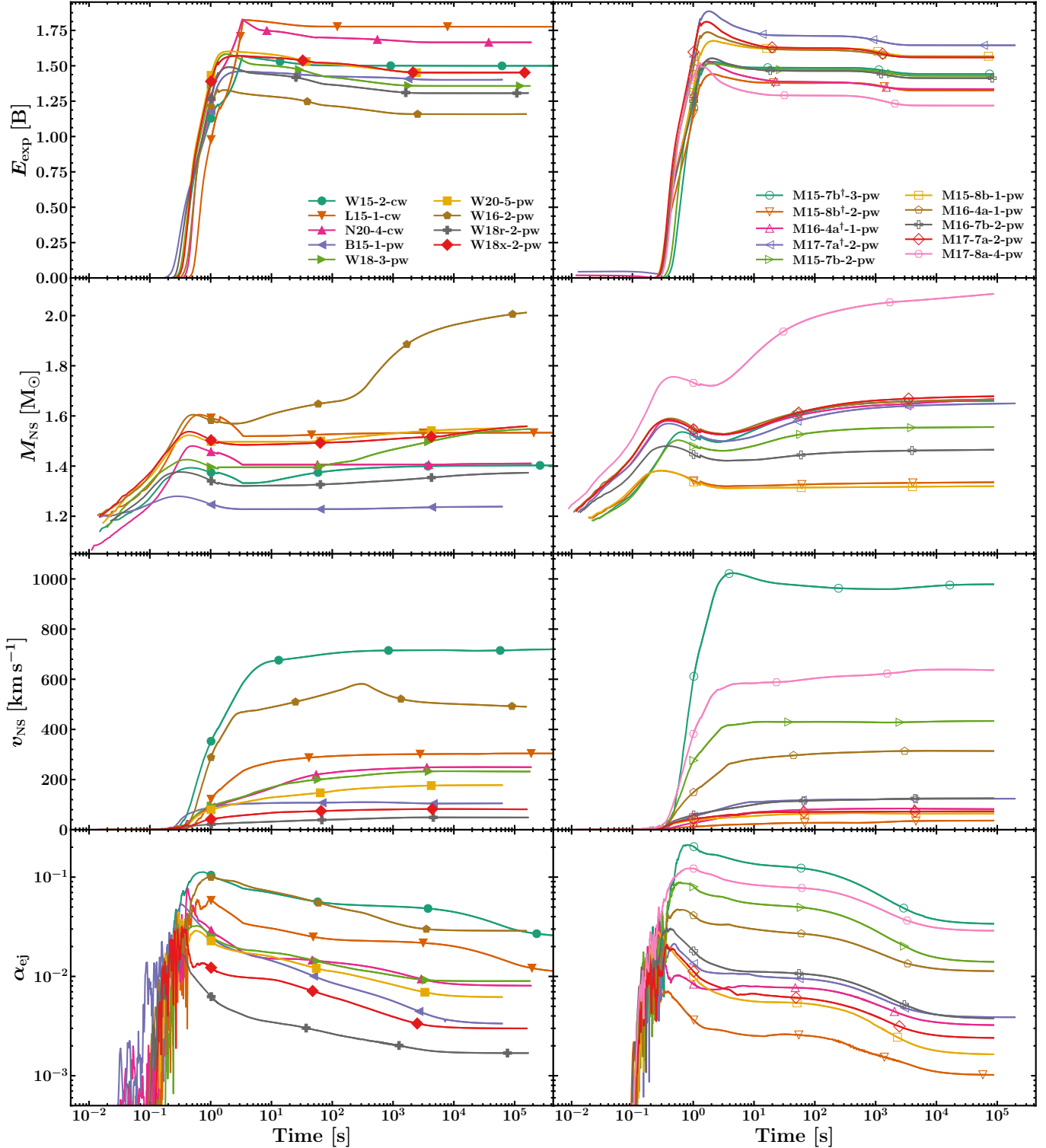


Figure 1. Time evolution of explosion and neutron star properties for a subset of the 3D supernova models of Table 2. Results for single-star RSG and BSG progenitors are shown in the left panels, for binary-merger BSG progenitors in the right panels. E_{exp} is the (diagnostic) explosion energy, M_{NS} and v_{NS} the baryonic mass and kick velocity of the neutron star, respectively (assuming all of the fallback matter gets accreted onto the neutron star), and α_{ej} is the momentum asymmetry parameter of the ejected postshock matter (defined in Equation (5)).

BSG progenitors that were later updated by slightly improved pre-collapse models.

3.3. Explosion properties

Large-scale and large-amplitude asymmetries are imprinted on the early ejecta due to hydrodynamic instabilities developing in the postshock layer before shock revival. Since low-order spherical harmonics modes with significant contributions by the dipole and quadrupole dominate the mass distribution, the neutron star can receive a considerable recoil acceleration by the gravitational tug-boat mechanism, producing natal kick velocities of several hundred up to more than 1000 kilometers per second, in agreement with the measured velocities of young pulsars (Scheck et al. 2006; Wongwathanarat et al. 2010, 2013; Nordhaus et al. 2010, 2012; Müller et al. 2017, 2018, 2019; Bollig et al. 2021). When the supernova shock propagates outward through the star, the initial ejecta asymmetries act as seed perturbations that instigate the efficient growth of secondary hydrodynamic instabilities in the form of Rayleigh-Taylor mixing and associated Kelvin-Helmholtz shear instabilities. These instabilities grow in unstable shells where density and pressure gradients develop opposite signs after the passage of the shock (e.g., Chevalier & Klein 1978; Bandiera 1984; Arnett et al. 1989; Benz & Thielemann 1990; Hachisu et al. 1990; Fryxell et al. 1991; Müller et al. 1991; Kifonidis et al. 2003; Wongwathanarat et al. 2015).

The shock propagation is unsteady with alternating phases of acceleration and deceleration, depending on the steepness of the density profile $\rho_{\text{star}}(r)$ of the progenitor star. The shock velocity at a radius $r = R_{\text{sh}}$ roughly follows the relation

$$v_{\text{sh}}^2(R_{\text{sh}}) \approx \frac{\gamma - 1}{\frac{4\pi}{3}(1 - \frac{1}{\beta})} \cdot \frac{E_{\text{th}}}{\rho_{\text{star}}(R_{\text{sh}}) R_{\text{sh}}^3}, \quad (1)$$

where E_{th} is the thermal energy in the postshock volume, γ the adiabatic index of the postshock gas, and $\beta = \rho_{\text{post}}/\rho_{\text{star}}$ the compression ratio of postshock to preshock density (for the derivation of Equation (1), see Section 4.1). Since $\gamma \sim \frac{4}{3} \dots \frac{5}{3}$ and the corresponding $\beta \sim 7 \dots 4$, the coefficient in Equation (1) varies between 0.1 and 0.2, and one gets

$$v_{\text{sh}}(R_{\text{sh}}) \sim 3.5 \times 10^8 \frac{\text{cm}}{\text{s}} \left(\frac{E_{\text{th},50}}{\rho_{\text{star},2} R_{\text{sh},10}^3} \right)^{1/2}, \quad (2)$$

when representative values of $E_{\text{th},50} = E_{\text{th}}/(10^{50} \text{ erg})$, $\rho_{\text{star},2} = \rho_{\text{star}}(R_{\text{sh}})/(100 \text{ g cm}^{-3})$, and $R_{\text{sh},10} = R_{\text{sh}}/(10^{10} \text{ cm})$ are used for the explosion and stellar parameters. The unstable conditions form because the postshock matter gets compressed as the shock passes the C+O/He and He/H composition interfaces and decelerates in progenitor layers where the stellar density profile is flatter than r^{-3} , i.e., $\rho_{\text{star}}(R_{\text{sh}}) R_{\text{sh}}^3$ increases with increasing shock radius R_{sh} . The secondary instabilities lead to partial fragmentation of the initially large ejecta

asymmetries and to efficient radial mixing of metal-core material (including radioactive species) into the He and H layers, as observed in SN 1987A and other supernovae (for a discussion of the cascade of hydrodynamic instabilities from core bounce to shock breakout, see Kifonidis et al. 2003, 2006; Wongwathanarat et al. 2015).

In our 3D simulations the initiation of the supernova blast by neutrino heating was not modeled fully self-consistently, because the neutron star as a neutrino source was described in an approximate manner. Therefore the detailed flow dynamics around the compact remnant during the very first seconds can differ from ab initio models that follow the neutrino cooling of the neutron star in detail. For example, instead of the longer-lasting period of accretion downflows and concomitant buoyancy-driven outflows witnessed by Müller et al. (2017), Stockinger et al. (2020), and Bollig et al. (2021), our models exhibit an early phase of faster initial shock acceleration. A spherical neutrino-driven wind environment develops around the neutron star within roughly one second, which pushes the shock and the asymmetric postshock ejecta. This points to an overestimation of the strength of the neutrino energy deposition at the onset of the explosion in our simplified engine model.¹

The overestimation of the wind strength is mirrored by the rapid growth of the diagnostic explosion energy as a function of post-bounce time. The diagnostic explosion energy is defined as the total energy (i.e., the internal plus kinetic plus gravitational energy) of all postshock matter for which the sum of the three energy contributions is positive. It is displayed for a selection of the single-star explosion models (left column) and a subset of binary explosion models (right column) in the top panels of Figure 1. The initial rise to 1 bethe (= 1 B = 10^{51} erg) is steeper than in current self-consistent models (see, e.g., Bollig et al. 2021) and overshoots the final value. After going through a local maximum, however, the

¹ In simple terms, the reason for this outcome is the use of exaggerated values for the neutrino luminosities radiated by the high-density core of the forming neutron star. The neutrino engine employed in our 3D simulations requires the prescription of (time-dependent) neutrino luminosities at the inner grid boundary at an enclosed mass of $1.1 M_{\odot}$ as well as a choice of the time evolution of the corresponding radius. The radius evolution of the boundary is supposed to mimic the contraction of the cooling proto-neutron star, but was chosen to proceed more slowly and less strongly than it happens for a realistic neutron star. This choice implied a less dramatic density increase near the inner grid boundary and thus permitted larger numerical time steps because of a less constraining Courant-Friedrichs-Lewy condition. This, in turn, led to reduced demands of computational resources and allowed us to compute a large number of 3D models. However, it also implied an underestimation of the neutrino luminosity created in the accretion layer of the proto-neutron star, which we had to compensate by imposing overestimated neutrino luminosities at the inner grid boundary in order to obtain a desired final value of the explosion energy. Enhanced boundary luminosities combined with reduced cooling in the accretion layer led to an overactive neutrino-driven wind at the onset of the supernova explosion and afterwards.

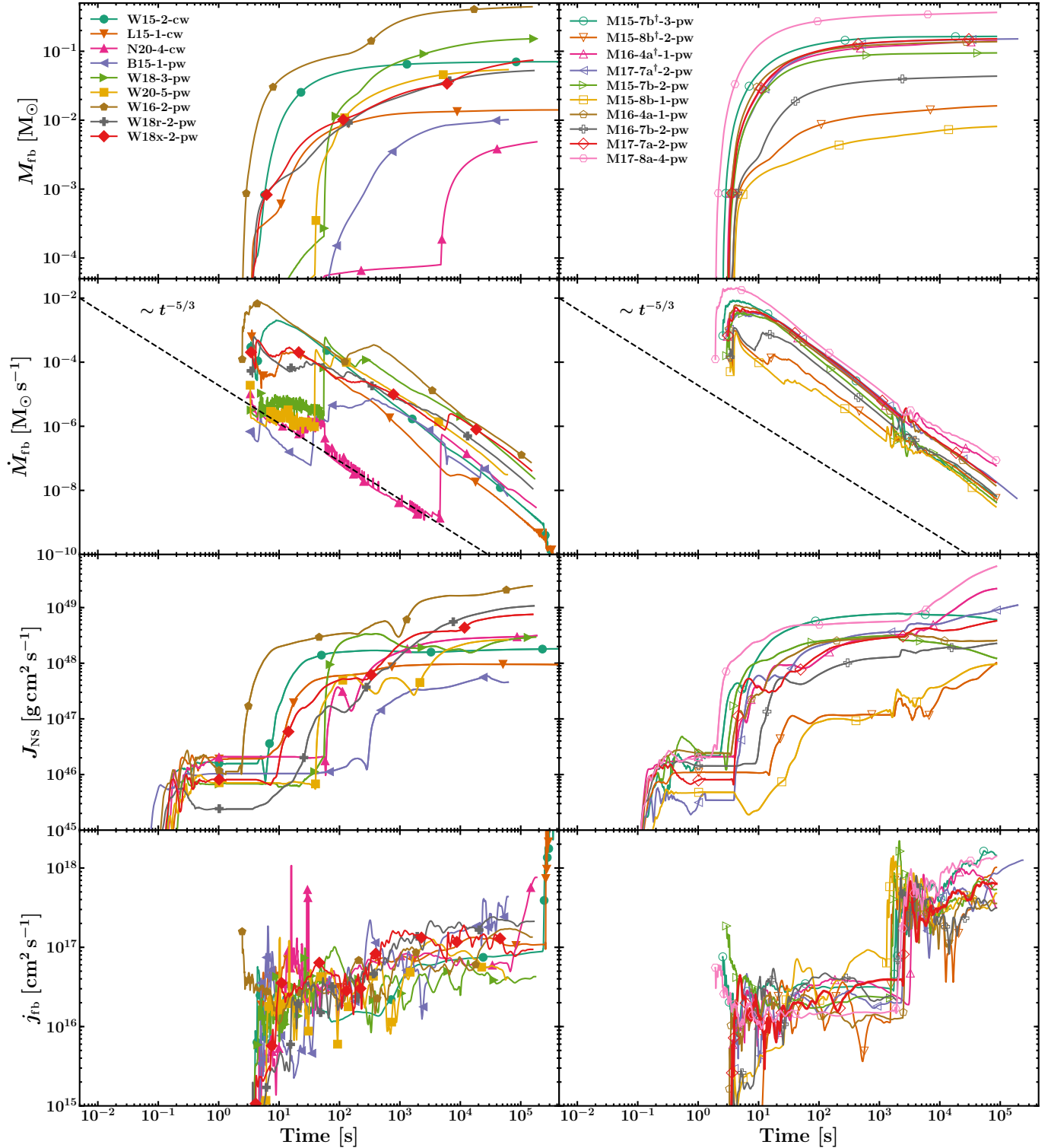


Figure 2. Fallback properties as functions of time for a subset of the 3D supernova models of Table 2. Results for single-star RSG and BSG progenitors are shown in the left panels, for binary-merger BSG progenitors in the right panels. M_{fb} is the time-integrated fallback mass, \dot{M}_{fb} the rate of mass-fallback (the dashed line displays the asymptotic scaling $\propto t^{-5/3}$ for the spherical case; Chevalier 1989), J_{NS} is the angular momentum of the neutron star, assuming that all fallback matter with its angular momentum gets accreted by the compact object, and j_{fb} is the specific angular momentum associated with the mass-fallback rate \dot{M}_{fb} .

explosion energy declines again, because the outgoing shock sweeps up the gravitationally bound layers of the oxygen and carbon shells, whose negative binding energy decreases the diagnostic energy until it reaches the asymptotic value of the explosion energy only after several seconds. At that time the energy input from the central power source has ceased and the overburden of the remaining stellar shells ahead of the shock has become negligibly small. In self-consistent supernova models that track the neutrino cooling of the neutron star in detail, the explosion energy builds up to its terminal value more gradually and more monotonically, but over a similar period of time (e.g., [Bollig et al. 2021](#)).

Despite such differences in the neutrino energy deposition and initial blast-wave acceleration, the anisotropic mass ejection happens on the same time scale and with similar morphological properties. Also the neutron star is kicked by the same physical mechanism. Of course, individual cases, comparing fully self-consistent 3D simulations with parametric explosion models, for example on the basis of the same explosion energy for a given progenitor, must be expected to differ in many properties (quantitatively and partly also qualitatively), in particular of the innermost, neutrino-heated ejecta. Nevertheless, the subsequent growth of secondary instabilities at the composition interfaces and the long-time evolution of the supernova asymmetries do not depend on fine details of the flow dynamics during the first few seconds of the blast wave. We are therefore confident that our main conclusions based on the 3D explosion results are not jeopardized by the modeling approximations employed in our set of supernova simulations. The conclusions we can draw possess more general validity and apply also to fully self-consistent explosion calculations (as, for example, presented in the long-time simulations of [Müller et al. 2018](#); [Stockinger et al. 2020](#)).

3.4. Neutron star kicks and explosion asymmetry

Figure 1 also displays, as functions of time after core bounce, the baryonic mass of the neutron star,² its kick velocity, and the momentum asymmetry parameter of the post-shock ejecta. The neutron star’s kick velocity is computed by the requirement of linear momentum conservation from the momentum of the ejected gas as

$$\mathbf{v}_{\text{NS}}(t) = -\frac{\mathbf{P}_{\text{gas}}(t)}{M_{\text{NS}}(t)}, \quad (3)$$

² In post-processing the results of our simulations, we defined the neutron star—in line with previous publications of the Garching group—by the mass that possesses a baryonic density of $\rho \geq 10^{11} \text{ g cm}^{-3}$. Correspondingly, all neutron star quantities listed in Table 2 and displayed in Figures 1 and 2 (e.g., J_{NS} , T_{spin} , etc.) were evaluated for this mass. In the simulations discussed in the present paper, where the high-density core of the neutron star with a baryonic mass of $1.1 M_{\odot}$ was replaced by an inner grid boundary, the neutron star consists of this core mass plus all mass on the computational grid with a density higher than $10^{11} \text{ g cm}^{-3}$.

or

$$v_{\text{NS}}(t) = |\mathbf{v}_{\text{NS}}(t)| = \alpha_{\text{ej}}(t) \frac{P_{\text{ej}}(t)}{M_{\text{NS}}(t)}, \quad (4)$$

with α_{ej} being the momentum asymmetry parameter defined by

$$\alpha_{\text{ej}}(t) = \frac{|\mathbf{P}_{\text{gas}}(t)|}{P_{\text{ej}}(t)}, \quad (5)$$

where $\mathbf{P}_{\text{gas}} = \int_{R_{\text{gain}}}^{R_{\text{sh}}} \rho \mathbf{v} dV$ is the total linear momentum of the ejecta between the gain radius, R_{gain} , and the supernova shock, R_{sh} , and $P_{\text{ej}} = \int_{R_{\text{gain}}}^{R_{\text{sh}}} \rho |\mathbf{v}| dV$ is the total momentum stored in the ejecta, which becomes equal to the total radial momentum when the ejecta expand essentially radially.³ In Figure 1 we present the neutron star kick velocity computed with the baryonic mass of the neutron star, $M_{\text{NS}}(t)$, used in Eq. (4). Referring to the baryonic mass instead of the gravitational mass has two reasons. On the one hand, our simple neutrino emission model employed in the 3D simulations does not permit a reliable, time dependent evaluation of the gravitational mass of the neutron star, $M_{\text{NS,g}}(t) = M_{\text{NS}}(t) - E_{\nu}(t) c^{-2}$, where $E_{\nu}(t)$ is the time-integrated neutrino energy loss of the compact remnant at time t . On the other hand, in the case that the ejecta momentum is constant, a neutron star that radiates neutrinos isotropically in its rest frame should not be further accelerated due to the energy loss by the neutrino emission, despite the associated decrease of the neutron star’s gravitational mass. Because the escaping neutrinos carry away linear momentum in the observer frame, the linear gas momentum is shared between the neutrinos and the neutron star, whose gravitational mass decreases but whose velocity remains constant. Describing such effects consistently in numerical simulations requires fully relativistic radiation hydrodynamics including the treatment of the neutron star motion on the computational grid instead of fixing the neutron star at the coordinate center.

In order to also provide corresponding upper bounds of the neutron star kick velocities, we list in Table 2 the final values of the kick velocities at the end of our simulations, $v_{\text{NS}}(t_{\text{end}})$, as computed with the final gravitational masses of the cold neutron stars, which we obtained from equation (36) of [Lattimer & Prakash \(2001\)](#) for the binding energy of a neutron

³ Because in the discussed 3D simulations the neutrino transport is treated in a highly simplified way and the dense core of the neutron star is replaced by a 1D boundary condition, we do not consider neutron star kicks associated with anisotropic neutrino emission. These kicks are typically of the order of some 10 km s^{-1} up to about 100 km s^{-1} and therefore they are usually subordinate contributions to the hydrodynamic kicks discussed here. We note that a similarly small fraction of the ejecta momentum might be connected to anisotropic neutrino absorption in the ejecta gas and should be compensated by a net momentum of the escaping neutrinos in the opposite direction. For 3D simulations of supernova explosions, where these effects were carefully taken into account, see [Stockinger et al. \(2020\)](#) and [Bollig et al. \(2021\)](#).

star with a baryonic mass of $M_{\text{NS}}(t_{\text{end}})$ and a radius of 12 km. It is evident that the results for $v_{\text{NS}}(t_{\text{end}})$ in Table 2 are at most about 10% higher than the corresponding asymptotic values at the end of the displayed evolution in Figure 1.

Figure 1 shows that the mass of the neutron star reaches a local maximum at several 100 milliseconds after bounce and then declines over some seconds by a few hundredths of a solar mass ($\lesssim 0.08 M_{\odot}$) before it increases again slightly or moderately by short-time (within several 100 s) and long-time (over hours) fallback of initially ejected matter that is unable to become gravitationally unbound. The early decrease of the neutron star mass from the local maximum to a local minimum is a consequence of the neutrino-driven wind that boosts the explosion energy with our neutrino-engine model. This can be seen by the (approximate) correlation of the local mass minimum with the maximum of the explosion energy. Again, such a behavior is absent or less pronounced in fully self-consistent supernova simulations with a detailed modeling of the neutrino emitting neutron star, where the neutron star mass and the explosion energy approach their final values more monotonically (see Bollig et al. 2021, Müller et al. 2017).

The kick velocities of the neutron stars (third row of Figure 1) asymptote to their final values at about 100 s, i.e., after the first episode of fallback (see Sect. 3.5), but near final values are reached already after a few seconds post bounce. In our most extreme models v_{NS} reaches 1100 km s^{-1} . In the far majority of cases there is a continuous increase of the kick velocity over time, because the fallback affects mainly the slowest, innermost ejecta in the directions or in the hemisphere where the blast wave is weaker. This implies that the faster part of the ejecta escapes with an enhanced asymmetry and larger linear momentum $|\mathbf{P}_{\text{gas}}|$ (Janka 2013). However, in some of the plotted cases, v_{NS} slightly declines after a peak value at several seconds. This suggests some stochasticity in the fallback dynamics, and if the fallback mass is relatively large—all corresponding cases have $M_{\text{fb}} \gtrsim 0.1 M_{\odot}$ —also material in the bulk of the asymmetric ejecta can be affected by the fallback. With a part of this material returning back to the neutron star, the remaining ejecta possess a smaller momentum asymmetry and the net kick of the neutron star, which is the opposite of the linear momentum of the ejecta, is also reduced. This possibility was recently discussed in the context of black-hole forming fallback supernovae by Chan et al. (2020).

The momentum asymmetry parameter, $\alpha_{\text{ej}}(t)$, evolves as expected (bottom panels in Figure 1). It fluctuates stochastically before the explosion sets in, because the violent hydrodynamic mass motions associated with the hydrodynamic instabilities in the postshock region have no stable direction. Only after shock revival the asymmetry of the beginning explosion settles into its final shape and a well defined momen-

tum asymmetry develops. The α -parameter reaches a maximum at roughly 1 s after bounce (with considerable case-to-case variation), which is close to the time when the diagnostic explosion energy peaks in the considered models. This is also the time when the mass of the postshock ejecta that carries the imprints of the explosion asymmetry is minimal. After its peak value, $\alpha_{\text{ej}}(t)$ declines basically monotonically as the outgoing shock sweeps up an increasing mass of the spherically stratified progenitor star. Since, apart from fallback, $|\mathbf{P}_{\text{gas}}|$ is conserved, Eq. (5) implies that the value of $\alpha_{\text{ej}}(t)$ must drop with growing postshock ejecta mass, because $P_{\text{ej}} = \int_{R_{\text{gain}}}^{R_{\text{sh}}} \rho |\mathbf{v}| dV = \bar{v}_{\text{ej}} M_{\text{ej}} \sim \sqrt{2E_{\text{kin}}} M_{\text{ej}}$ (where \bar{v}_{ej} is the average velocity of the ejecta). Once the explosion energy has saturated, the kinetic energy of the blast, E_{kin} , varies only within a factor of a few (being converted to internal energy when the supernova shock slows down and rising again in phases of shock acceleration), and the main time dependence of $\alpha_{\text{ej}}(t)$ results from the growing mass M_{ej} of the postshock matter (and potentially from fallback effects).

3.5. Neutron star spins from fallback

All supernova simulations in our model set were computed without taking into account progenitor rotation, either because the stellar progenitors did not rotate or because their core and envelope rotation was so slow that it was dynamically irrelevant for the core collapse and postbounce evolution. However, the hydrodynamic instabilities, convection and SASI, which support the onset of the explosion and lead to neutron star kicks by asymmetric mass ejection, can also spin up the nascent neutron star (see, e.g., Blondin & Mezzacappa 2007; Fernández 2010; Wongwathanarat et al. 2013; Guilet & Fernández 2014; Kazeroni et al. 2016, 2017). The angular momentum is transferred when accretion flows hit the neutron star off-center, and at the onset of the explosion the compact remnant has received the negative angular momentum of the outward expanding ejecta.

Because of weak SASI activity and a relatively quick onset of the explosion, the net effect of this angular momentum separation between neutron star and ejecta is, however, relatively feeble in our models. This is in line with results of Rantsiou et al. (2011), and the neutron star angular momentum $J_{\text{NS}}(t_{\text{early}})$ is at most a few times 10^{46} erg s at $t_{\text{early}} = 1.1\text{--}1.4 \text{ s}$, which is the time when the ejecta have just separated from the neutron star (Table 2 and bottom panel of Figure 2; see also Wongwathanarat et al. 2013). In the case of rigid rotation, angular momentum of this magnitude corresponds to spin periods of

$$T_{\text{spin}} = \frac{2\pi I_{\text{NS}}}{J_{\text{NS}}} \approx 1.09 \text{ [s]} \left(\frac{M_{\text{NS}}}{1.5 M_{\odot}} \right) \left(\frac{R_{\text{NS}}}{12 \text{ km}} \right)^2 \left(\frac{J_{\text{NS}}}{10^{46} \text{ erg s}} \right)^{-1}, \quad (6)$$

i.e., of typically hundreds of milliseconds to seconds. Here, I_{NS} is the neutron star moment of inertia. In Equation (6) we use the idealization of a homogeneous density distribution ($\rho = \text{const}$) in a spherical neutron star, which yields $I_{\text{NS}} \sim \frac{2}{5} M_{\text{NS}} R_{\text{NS}}^2 \approx 1.72 \times 10^{45} \text{ g cm}^2$ ($M_{\text{NS}}/1.5 M_{\odot})(R_{\text{NS}}/12 \text{ km})^2$) and is a sufficiently good approximation for rough estimates.⁴ For the values of T_{spin} listed in Table 2 we employed the fit formula of Lattimer & Schutz (2005) with the gravitational neutron star mass listed in the table and 12 km for the neutron star radius.

In fully self-consistent explosion models of ultrastripped and low-mass progenitors, respectively, Müller et al. (2018) and Stockinger et al. (2020) obtained $J_{\text{NS}}(t_{\text{early}}) \sim 10^{45} - 10^{46} \text{ erg s}$ (spin periods of $\sim 1-10 \text{ s}$), and Müller et al. (2017), Müller et al. (2019), Chan et al. (2020), and Bollig et al. (2021) found values of $J_{\text{NS}}(t_{\text{early}})$ up to several 10^{47} erg s for a wider range of progenitor masses. If conserved and redistributed, these values would account for minimal early spin periods around 15–20 ms for rigidly rotating neutron stars of 12 km radius. However, the initial angular momentum is concentrated in a narrow accretion layer of relatively little mass near the proto-neutron star surface, which spins with millisecond periods. Neutrino emission can very efficiently extract large amounts of angular momentum from such rapidly spinning near-surface layers of the proto-neutron star. The neutrino-mediated loss of angular momentum, which can reach up to more than 10^{48} erg s (Bollig et al. 2021), can thus drastically decelerate the initial neutron star rotation.

In all of these cases the initial rotation rates of the neutron stars just after the onset of the explosion are therefore likely to be overridden by later fallback,⁵ which can carry up to more than 10^{49} erg s of angular momentum to the compact remnant. This is typically 100–1000 more than is transferred by the nonradial hydrodynamic flows in the early explosion phase. The effect is visible in Figure 2 (bottom pan-

els), where the angular momentum of the neutron stars as a function of time rises steeply and grows by 2–3 orders of magnitude as soon as fallback sets in, *assuming* that all of the fallback mass (top panels of Figure 2) is accreted by the neutron star. Similar results were obtained by Stockinger et al. (2020) and Chan et al. (2020).

It should be noted that none of the existing 3D simulations tracks the destiny of the fallback mass until it ends up on the accretor. Instead, because of numerical time-stepping constraints, inner grid boundaries are used where the inward directed mass flow leaves the computational grid and is counted as accreted fallback. Tests have verified that the results for the determined infalling mass are not sensitive to the exact positioning of the inner boundary radius within numerically feasible settings (Chan et al. 2020; Ertl et al. 2016). However, what exactly happens with this mass remains unclear and requires a new generation of 3D models to follow the flow to the close proximity of the gravitating compact object.

The fallback evolution differs strongly from case to case, see Figure 2, top and second rows, for the integrated fallback mass, $M_{\text{fb}}(t)$, and the rate of mass-fallback, $\dot{M}_{\text{fb}}(t)$, respectively. Higher fallback masses typically show a tendency to correlate with lower explosion energies (compare with the top panels of Figure 1 and see Table 2). Despite the variations between the individual cases, three different fallback episodes can basically be delineated.

- (1) The first fallback phase starts several seconds after core bounce at the time when the central neutrino source abates and the growth of the explosion energy slows down because the neutrino-driven wind (or, more generally, the neutrino-driven mass outflow) becomes weaker. After the onset of the explosion, the longer-lasting supply of its energy is provided by a spherical neutrino-driven wind in the models discussed in this paper (with the wind imposed as an inner boundary condition, see Section 3.2). In the fully self-consistent explosion models of Müller et al. (2017), Stockinger et al. (2020), and Bollig et al. (2021), it is accomplished by neutrino heating of persistent downflows, reversing them basically entirely to energy-loaded, buoyant outflows that lead to a continuous rise of the explosion energy over several seconds. When the fueling of energy gets weaker, a rarefaction wave sets in and pulls the innermost part of the ejecta back to the center (discussed for the first time by Colgate 1971). This is seen as a steep increase of the mass-fallback rate in a first, early peak at $t \lesssim 10 \text{ s}$ after bounce (see Figure 2 and Figure 25 in Stockinger et al. 2020 for low-mass explosion models). In self-consistent explosion models of massive progenitors, where a spherical neutrino-driven wind does not develop, the seconds-long period of simultaneous in-

⁴ Interpreting M_{NS} in our expression for I_{NS} as the gravitating mass, the fit formula of Lattimer & Schutz (2005) yields a value for the neutron star moment of inertia that is 9.6% lower than our approximate estimate for a neutron star with a mass of $1.5 M_{\odot}$ and an assumed radius of 12 km.

⁵ In the 3D simulations discussed in this paper the fallback mass was determined by the matter that left the inner grid boundary with negative velocities. The inner grid boundary during the long-time simulations (i.e., after the calculations with neutrino physics and after the neutrino-driven wind phase) was always placed at a location where this outflow was supersonic, in order to avoid that perturbations and artifacts connected to the boundary condition could propagate back onto the computational grid. The robustness of the results for the integrated mass of the outflow was tested by running simulations with the inner grid boundary placed at different radii. The fallback rate of the matter, $\dot{M}_{\text{fb}}(t)$, and the specific angular momentum of this material, $j_{\text{fb}}(t)$, were determined for the mass flow leaving the grid at the inner grid boundary as a function of time. As stated in the main text, for the late-time neutron star quantities given in Table 2 and in Figures 1 and 2, we assumed that all of the thus determined fallback mass is accreted by the neutron star. Of course, this is a working hypothesis and not a result of detailed calculations.

flows and outflows transitions gradually into this first episode of fallback.

- (2) The second fallback phase, which can connect or overlap with the first phase, depending on the properties of the shell structure of the progenitor star, is associated with the reverse shock that may form when the supernova shock is decelerated after passing the CO/He-core interface (Fryxell et al. 1991). Moving back inward, the reverse shock amplifies a second wave of fallback, producing a local maximum in $\dot{M}_{\text{fb}}(t)$ between roughly 10 s and several 100 s after bounce in some models, for extended RSG progenitors also later (see Figure 2). Some of the displayed cases exhibit only a flattening of the decline of the mass-fallback rate during this period (as visible also in the $9M_{\odot}$ RSG case of Stockinger et al. 2020 and the $20.4M_{\odot}$ RSG explosion model of Ertl et al. 2016).
- (3) The third fallback phase is associated with the reverse shock from the shock deceleration in the H-envelope after the shock has passed the He/H-interface (Woosley 1988; Shigeyama et al. 1988; Chevalier 1989). This phase occurs typically at roughly $t \sim 10^3\text{--}10^4$ s in the BSGs considered here and at $t \gtrsim 10^5$ s in RSGs (see also Ertl et al. 2016). In most cases it is barely visible in the integrated fallback mass, because the mass-fallback rate is much lower than in the other two phases (Figure 2).

In most cases shown in Figures 1 and 2, the three phases connect continuously and monotonically with each other, whereas in a smaller subset of cases the arrival of the reverse shock in the center coincides with an abrupt increase of the fallback rate. The functional decline of the fallback rate exhibits great diversity, because it depends on the details of the shell structure of the progenitor star, which differs between RSGs and BSGs as well as between single-star progenitors (left panels of Figures 1 and 2) and binary-merger progenitors (right panels of Figures 1 and 2). Moreover, in 3D the decrease of the fallback rate is more monotonic than in 1D, because the reverse shock and mass-infall are nonspherical and secondary shocks smooth the flow.

During the first and second episodes of fallback, the angular momentum of the neutron star increases from initially some 10^{46} erg s to values between $\sim 10^{47}$ erg s and several 10^{48} erg s, provided all of the fallback mass gets accreted onto the neutron star. This would correspond to a decrease of the neutron star rotation periods from an early value of some 100 milliseconds to seconds to later values of several milliseconds to tens of milliseconds (Equation 6).

The third, late episode of fallback, although associated with very little mass, can still carry high amounts of angular momentum. If the fallback matter were entirely accreted

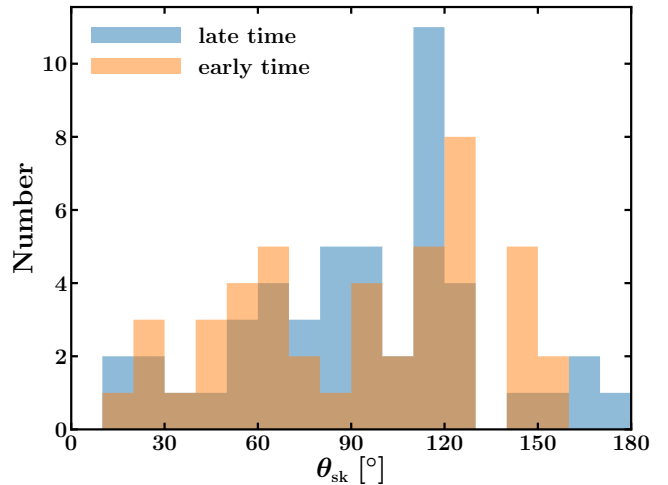


Figure 3. Distribution of relative angles between spin and kick directions at early and late times for our set of 3D explosion models (Table 2). The binning is in intervals of 10 degrees. The 3D simulations discussed in this paper and in other recent publications do not exhibit any tendency of spin-kick alignment. Approximations in the current hydrodynamical models that could be the reasons for this fact are mentioned in Section 3.6. Physics effects that may lead to spin-kick alignment but are missed in current 3D supernova simulations will be discussed in Section 4, and the implications of these effects in Section 5.

by the neutron star, it would boost the remnant’s angular momentum by another factor of 5–10 up to nearly 10^{50} erg s in the most extreme cases (Figure 2, Table 2). Nominally, this would speed up the neutron star rotation to millisecond or even to sub-millisecond periods, i.e. close to or even beyond the Keplerian break-up frequency (Table 2). These results point to interesting and relevant questions: What fraction of the fallback mass can make its way onto the neutron star and what happens with the rest?

Not unexpectedly, the spins and kicks of the neutron stars are basically randomly oriented relative to each other at $t_{\text{early}} = 1.1\text{--}1.3$ s post bounce, i.e., before the fallback, as well as after the fallback a day or more later, when our simulations were stopped (see Table 2). Figure 3 displays, for both instants, histograms of the distributions of angles θ_{sk} between spin axis and kick direction for our entire set of models listed in Table 2. These distributions reflect, roughly, the $\sin(\theta_{\text{sk}})$ -relation expected for isotropic conditions, possibly with a slight preference for spin-kick-angles near 90 degrees.⁶ This is in line with findings reported by Chan et al. (2020), Powell & Müller (2020), and Stockinger et al. (2020).

⁶ The minimum around $\sim 105^\circ$ and the gap at $\sim 135^\circ$ are probably fluctuations due to low-number statistics and are filled when plotting the distributions with coarser binning.

The near-isotropy of the early distribution can be understood from the fact that the early spin-up of the neutron star happens by randomly oriented off-center impacts of asymmetric accretion downflows associated with the hydrodynamic instabilities in the postshock layer at around the onset of the explosion. In contrast, the neutron star kick is caused by the gravitational tug-boat mechanism associated with the gravitational pull of the asymmetric ejecta, acting over time scales of several seconds. Both effects are not correlated. The near-isotropy of the distribution of the final neutron star spins relative to the kick directions, on the other hand, is a consequence of the fact that the corresponding angular momentum is transferred in fallback that happens only later. Again, kick and spin-up mechanisms have only a loose connection such that the fallback occurs preferentially from the weakest side of the explosion, towards which the neutron star kick is directed. But since the neutron star is artificially (for numerical reasons) pinned to the center of the computational polar grid in our 3D simulations and in all other works cited above in the context of neutron star kicks, fallback is swept towards the compact remnant from all directions. Therefore, if this infalling matter gets accreted, there is no reason to expect any preference of the neutron star's spin direction. In a nutshell, spin-kick alignment, as suggested by observations (e.g., Johnston et al. 2005; Ng & Romani 2007; Noutsos et al. 2012, 2013; Yao et al. 2021) remains unexplained.

3.6. Implications and problems

The results of our simulations, combined with those of other recent 3D long-time simulations of supernovae explosions (Chan et al. 2020; Powell & Müller 2020; Stockinger et al. 2020) demonstrate that fallback plays a dominant, so far underestimated role for the question how neutron stars obtain their birth spins. The angular momentum connected to the fallback matter is appreciable and the formation of accretion disks around neutron stars, which requires a specific angular momentum of

$$j_{\text{Kepler}} \gtrsim 1.55 \times 10^{16} \frac{\text{cm}^2}{\text{s}} \left(\frac{M_{\text{NS}}}{1.5 M_{\odot}} \right)^{1/2} \left(\frac{R_{\text{NS}}}{12 \text{ km}} \right)^{1/2}, \quad (7)$$

may be quite a common phenomenon.

Our simulations indicate, however, that the accretion of the entire mass falling back after its initial expansion, or of a major part of it, does not seem to be compatible with the long initial spin periods (tens of milliseconds to hundreds of milliseconds) of neutron stars estimated from observations (e.g., Popov & Turolla 2012; Igoshev & Popov 2013; Noutsos et al. 2013). Most of the estimates of the final neutron star spin periods (after the assumed fallback accretion) listed in the last column of Table 2 are in the range of a few milliseconds only, some even below one millisecond. In fact, if all of the fallback matter with its angular momentum ended up

on the neutron stars, this would imply that the neutron stars could be driven to their limit for tidal break-up. This suggests that fallback accretion must be incomplete and only a smaller fraction of the fallback matter (or of the angular momentum associated with it) gets integrated into the compact remnants.

The underlying reason could be inefficient (disk) accretion by the neutron star, in which most of the inflowing mass is re-ejected instead of being added onto the neutron star. However, we hypothesize that another effect is likely to also play an important role, namely the fact that the neutron star moves out of the explosion center after having received its recoil momentum during the first seconds of the anisotropic supernova explosion. As we will argue below, this movement of the neutron star could diminish its ability to gravitationally capture fallback matter, thus naturally reducing the amount of material that reaches the immediate vicinity of the compact object to be potentially accreted.

Current supernova simulations neither follow the destiny of the fallback matter, nor do they include the gradual drift of the neutron star away from its birth location. Keeping the neutron star fixed at the center of the spherical polar grid and thus at the center of the explosion means that the neutron star is treated as if it had an infinite inertial mass. With this assumption its velocity remains zero although it adopts the inverse of the linear momentum that is carried away by anisotropic mass ejection and anisotropic neutrino emission. The same numerical constraint and underlying assumption was applied in all current supernova models that used spherical polar coordinates (e.g., Stockinger et al. 2020; Chan et al. 2020; Powell & Müller 2020). This will serve us as a motivation to assess the shortcomings connected to such an approximation and to consider possible changes for the fallback accretion by the neutron star when this approximation is removed. We will argue that the movement of the kicked compact remnant may have important qualitative and quantitative consequences and could, for example, lead to conditions that are more favorable for spin-kick alignment than found in existing 3D supernova models.

4. FALLBACK WITH NEUTRON STAR MIGRATION AND SPIN-KICK ALIGNMENT

The deficiencies of current 3D supernova simulations discussed in Section 3, in particular their inability to explain the systematic trend of spin-kick alignment inferred for many young pulsars from observations (see Section 2 for a summary), motivates us to introduce a refined and revised picture of fallback accretion in supernovae in the following section. A crucial point in this revised scenario is the inclusion of the neutron star's natal kick motion with velocity v_{NS} , which is assumed to be determined quickly (i.e., within a few seconds) after the onset of the explosion. The kick leads to a time-dependent displacement $D_{\text{NS}}(t)$ of the neutron star from

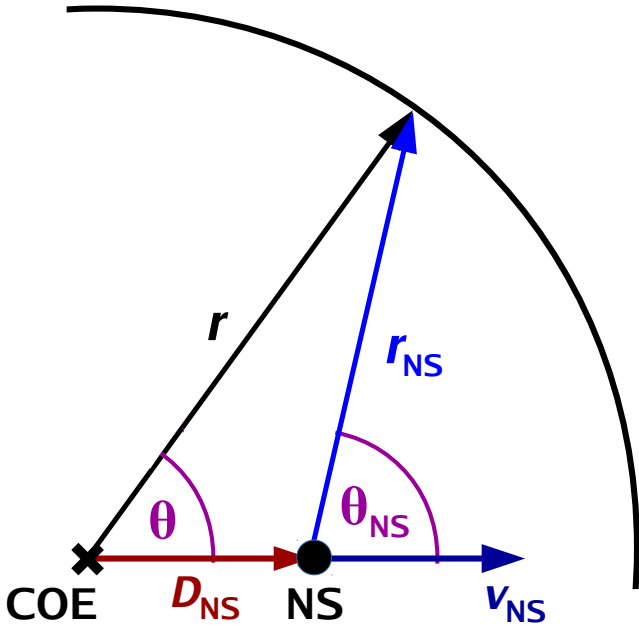


Figure 4. Basic geometry of the kicked neutron star (NS). Because of its natal kick velocity, v_{NS} , the neutron star is displaced from the center of the explosion (COE) by a vector distance D_{NS} . The vectors D_{NS} and v_{NS} are considered to have the same directions.

the center of the explosion (COE). Figure 4 displays the basic elements of the emerging geometry.

Another ingredient of crucial importance is the accretion or capture radius of the neutron star, R_{acc} . This radius determines the neutron star’s accretion volume V_{acc} , within which the gravitational potential of the central mass influences the surrounding distribution of the supernova ejecta. We shall introduce R_{acc} quantitatively in Section 4.1, first by providing a rough estimate of the magnitude (Section 4.1.1) and then by a more detailed consideration (Section 4.1.2). Accretion radius and corresponding accretion volume around the neutron star are graphically visualized in Figure 5.

The radially expanding supernova ejecta are imagined to contain tangential vortex flows, which are imagined to be carried along with the radial flow that moves with expansion velocity v_r ; see Figure 5 for a representation of the envisioned situation. These tangential vortices with velocities v_t can be relics of nonradial (turbulent) gas motions in the initial explosion ejecta or of convective mass motions in the inner burning shells of the progenitor. When the inner ejecta are gravitationally captured by the neutron star, fall back, and are potentially accreted by the compact remnant, their vorticity will add angular momentum ($\mathbf{J}_{\text{vortex}}$ for individual swirls) onto the neutron star. We shall evaluate the angular momentum contained by the neutron star’s accretion volume (Figure 5) in Section 4.2, first for ejecta in spherical shells with constant density (Section 4.2.1) and then for ejecta shells containing

density inhomogeneities (Section 4.2.3). We shall see that this angular momentum encompasses the contributions from all tangential vortex motions, and we shall argue that the asymmetric fallback accretion by a neutron star shifted out of the COE (measured by distance D_{NS}) may yield a natural explanation for spin-kick alignment (Section 4.2.2). We shall provide rough numerical estimates of the corresponding angular momentum obtained by the neutron star in Section 4.2.4.

Our discussion will thus be focussed on the question which consequences the neutron star’s kick motion with velocity v_{NS} may have for the late-time fallback, i.e., for fallback at times t_{fb} when the displacement of the moving neutron star from the COE,

$$D_{\text{NS}} \approx v_{\text{NS}} \cdot t_{\text{fb}} = 10^4 \text{ km} \left(\frac{v_{\text{NS}}}{500 \text{ km s}^{-1}} \right) \cdot \left(\frac{t_{\text{fb}}}{20 \text{ s}} \right), \quad (8)$$

becomes significant, i.e., when the ratio $D_{\text{NS}}/R_{\text{acc}}$ is not much smaller than unity.

The considerations in the entire section will be based on a highly simplified and schematic picture of the conditions in exploding stars, as sketched in Figure 5. Of course, this picture cannot capture all of the complexity and enormous diversity of the real situation, which will also vary considerably from case to case, depending, for example, on the progenitor properties. Our discussion is therefore only intended to illustrate basic aspects and fundamental principles, but it is not suitable for an accurate quantitative assessment. The latter will require future 3D simulations that follow the time-dependent multi-dimensional dynamics by taking into account all relevant physical effects.

4.1. Fallback capture volume

4.1.1. Elementary considerations

The accretion radius R_{acc} determines the volume V_{acc} that is influenced by the neutron star’s gravitational attraction. It is therefore defined as the distance where the gravitating effects begin to dominate the kinetic motion of the gas, given by the condition:

$$\xi \frac{G M_{\text{NS}}}{R_{\text{acc}}} = \frac{1}{2} v_{\text{kin}}^2, \quad (9)$$

where ξ is a factor of order unity (Frank et al. 2002; Shapiro & Teukolsky 1983). Here and in the following we assume that the fallback is governed by the gravitational potential of the neutron star, i.e., the self-gravity of the fallback matter can be ignored, which requires $M_{\text{fb}} \ll M_{\text{NS}}$. Since we consider hydrodynamic accretion of pressure-supported gas that expands relative to the neutron star moving with velocity v_{NS} , the relevant effective kinetic velocity v_{kin} is

$$v_{\text{kin}} = (c_s^2 + v_{\text{rel}}^2)^{1/2} \sim (c_s^2 + v_{\text{exp}}^2 + v_{\text{NS}}^2)^{1/2}. \quad (10)$$

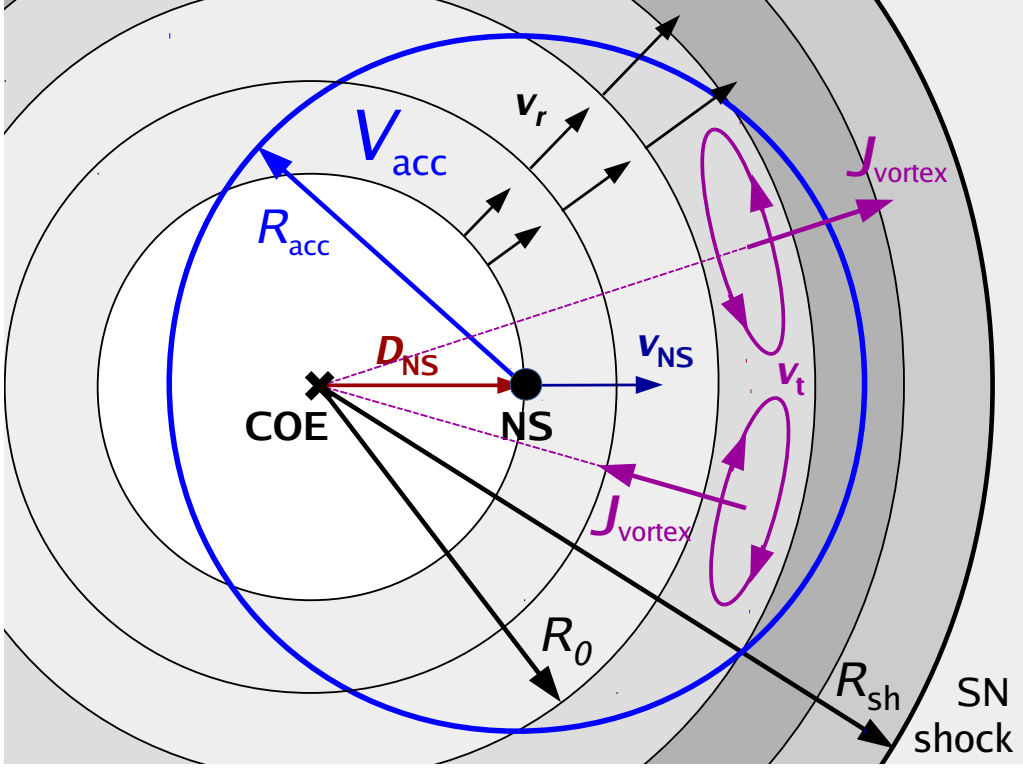


Figure 5. Expanding supernova ejecta with radial velocity field $v_r(\mathbf{r})$, which is assumed to be spherically symmetric. For the purpose of illustration we display the non-extreme case where $D_{\text{NS}} \sim R_{\text{acc}}$, although the condition of Equation (16) should hold frequently and is in our main focus of interest. The ejecta are considered to contain tangential flow vortices with velocities $v_t(\mathbf{r})$ and corresponding angular momenta $\mathbf{J}_{\text{vortex}}$. Since these vortices lie in spherical shells around the COE and thus have velocities perpendicular to the radial directions, they should be imagined to be drawn in perspective, representing fluid motions in planes perpendicular to the vectors $\mathbf{J}_{\text{vortex}}$, which in turn are aligned (or anti-aligned) with the radius vectors from the COE to the vortex centers. The ejecta pile up in a dense shell (inner radius R_0) during deceleration phases of the supernova (SN) shock at radius R_{sh} . The accretion volume V_{acc} of the displaced neutron star (NS) is assumed to be nearly spherical (radius R_{acc}), which is justified on grounds of the discussion in Section 4.1.2.

Here, c_s is the sound speed of the gas, v_{rel} the relative velocity between neutron star and gas, which expands with velocity v_{exp} , and the second relation is meant to roughly represent the magnitude.⁷ Using typical values, $c_s \approx 3000 \text{ km s}^{-1}$, $v_{\text{exp}} \approx 5000 \text{ km s}^{-1}$, and $v_{\text{NS}} \lesssim 1500 \text{ km s}^{-1}$, one obtains

$$R_{\text{acc}} = \xi \frac{2G M_{\text{NS}}}{v_{\text{kin}}^2} \sim 1.1 \times 10^4 \text{ km } \xi \cdot \left(\frac{M_{\text{NS}}}{1.5 M_{\odot}} \right) \left(\frac{v_{\text{kin}}}{6000 \text{ km s}^{-1}} \right)^{-2}. \quad (11)$$

A crude estimate of the adiabatic sound speed c_s can be obtained by the consideration that the pressure in the postshock medium exhibits only relatively little variation over a major fraction of the postshock volume, apart from local, short-lived structures (such as, e.g., transiently existent reverse shocks). Therefore, with the postshock pressure, P_{post} , and

the postshock density, ρ_{post} , the sound speed follows from

$$c_s^2 = \gamma \frac{P_{\text{post}}}{\rho_{\text{post}}} = \gamma \frac{1}{\beta} \left(1 - \frac{1}{\beta} \right) v_{\text{sh}}^2 = \frac{\gamma}{\beta(1 - \frac{1}{\beta})} v_{\text{post}}^2, \quad (12)$$

where we used the postshock-to-preshock density ratio $\beta = \rho_{\text{post}}/\rho_{\text{star}}(R_{\text{sh}}) \gg 1$ and the shock-jump condition for the postshock pressure,

$$P_{\text{post}}(R_{\text{sh}}) = \left(1 - \frac{1}{\beta} \right) \rho_{\text{star}}(R_{\text{sh}}) v_{\text{sh}}^2(R_{\text{sh}}), \quad (13)$$

in the first transformation and

$$v_{\text{post}} = \left(1 - \frac{1}{\beta} \right) v_{\text{sh}} \quad (14)$$

for the relation between the velocities of the shock and of the postshock gas in the second transformation. For the postshock pressure the approximate relation

$$P_{\text{post}}(R_{\text{sh}}) \approx (\gamma - 1) \frac{E_{\text{th}}}{\frac{4\pi}{3} R_{\text{sh}}^3} \quad (15)$$

⁷ Here, only the approximate scaling is relevant. In our more detailed discussion in Section 4.1.2, the accurate expression for v_{rel} of Equation (20) will be employed.

also holds, which in combination with the shock-jump condition of Equation (13) yields Equation (1). According to Equation (12), the sound speed in the postshock medium ranges between $\sim 40\%$ and $\sim 70\%$ of the shock speed, depending on the values of β and γ .

Equations (8) and (11) show that D_{NS} and R_{acc} are of similar size for average neutron star kick velocities at times later than some 10 s after the onset of the explosion. This means that in the following we will be particularly interested in the situation when

$$\frac{D_{\text{NS}}}{R_{\text{acc}}} \gtrsim 1. \quad (16)$$

4.1.2. More detailed discussion

In deriving the rough estimates in Section 4.1.1, we ignored the velocity profile of the inner supernova ejecta. For a closer discussion, we consider the conditions in the central volume of the exploding star now in a more detailed, though still highly idealized picture, referring to the schematic situation displayed in Figure 5. We assume a homologous behavior of the expanding ejecta with a radial velocity proportional to radius r ($v_r \propto r$) up to a velocity v_0 at radius R_0 , where the homology is broken by the collision of the inner ejecta with the dense ejecta shell that accumulates behind the supernova shock and follows the outward shock motion with postshock velocity $v_{\text{post}} \approx v_{\text{sh}}$ (see Equation (14)). This extremely crude and simplified picture is intended to capture the essential properties of the expanding ejecta that are most relevant for the development of the fallback, although it ignores many details and complexities of the true ejecta structure. In reality, the exact ejecta profile and its time evolution differs from case to case, dependent on the explosion energy and the progenitor structure.⁸

The analysis in the present section has two goals: (1) With the mentioned more detailed velocity profile (specified in Equations (17) and (18)) we aim at determining the direction dependence of the accretion radius. It will turn out that the accretion volume is nearly spherical around the location of the neutron star. (2) We will show that Equation (16) is well satisfied for typical neutron star kicks and common supernova conditions, because the radius R_0 easily fulfills the condition required for that. At the same time, R_0 is sufficiently large that highly asymmetric fallback will affect slow

matter in the central volume of the supernova, but the dense ejecta shell behind the supernova shock will not be globally affected by the gravitational attraction of the neutron star (see the situation sketched in Figure 5).

For the reasons mentioned above, we assume in the following that the expansion velocity of the gas in the central volume can roughly be represented by the following functional behavior:

$$v_{\text{exp}}(r) \approx v_0 \left(\frac{r}{R_0} \right) \quad \text{for } r \leq R_0, \quad (17)$$

$$v_{\text{exp}}(r) \approx v_{\text{post}} \quad \text{for } R_0 < r \leq R_{\text{sh}}, \quad (18)$$

with $v_0 \lesssim v_{\text{post}}$ and $R_0 \leq R_{\text{sh}}$. R_0 is defined as the radius where deceleration phases of the outgoing supernova shock lead to a slowdown and pileup of the postshock ejecta in a dense shell (see Figure 5). Between R_0 and R_{sh} the expansion velocity can be considered as being, very approximately, constant. In vector notation we thus have:

$$\mathbf{v}_{\text{exp}} = \mathbf{v}_r = \mathbf{r} \cdot \frac{v_0}{R_0} \quad (19)$$

and

$$\mathbf{v}_{\text{rel}} = \mathbf{v}_r - \mathbf{v}_{\text{NS}}. \quad (20)$$

Introducing the displacement vector of the neutron star from the COE, \mathbf{D}_{NS} , and \mathbf{r}_{NS} for the position vector centered at the neutron star (Figure 4), we obtain the relations

$$\mathbf{r} = \mathbf{D}_{\text{NS}} + \mathbf{r}_{\text{NS}}, \quad (21)$$

$$r^2 = r_{\text{NS}}^2 + D_{\text{NS}}^2 + 2r_{\text{NS}}D_{\text{NS}}\cos\theta_{\text{NS}}, \quad (22)$$

$$r \cos\theta = D_{\text{NS}} + r_{\text{NS}}\cos\theta_{\text{NS}}, \quad (23)$$

where θ is the angle between \mathbf{r} and \mathbf{D}_{NS} , and θ_{NS} the angle between \mathbf{r}_{NS} and \mathbf{D}_{NS} (see Figure 4).

In order to determine the direction dependent accretion radius $r_{\text{acc}}(\theta_{\text{NS}})$ of the neutron star, we set $r_{\text{NS}} = r_{\text{acc}}$ and employ Equation (9) with $r_{\text{acc}}(\theta_{\text{NS}})$ replacing the spherical radius R_{acc} . For the effective kinetic velocity on the rhs of Equation (9) we write:⁹

$$\begin{aligned} v_{\text{kin}}^2 &= c_s^2 + \mathbf{v}_{\text{rel}}^2 = c_s^2 + (\mathbf{v}_r - \mathbf{v}_{\text{NS}})^2 \\ &= \left[c_s^2 + v_*^2 (1 - \cos^2\theta_{\text{NS}}) \right] + (y + v_* \cos\theta_{\text{NS}})^2. \end{aligned} \quad (24)$$

Here, we have introduced

$$y = \frac{v_0}{R_0} r_{\text{acc}} \quad (25)$$

$$\text{and } v_* = \frac{v_0}{R_0} D_{\text{NS}} - v_{\text{NS}}. \quad (26)$$

⁹ We remark here that we include in Equation (24) only the radial component of the fluid velocity and ignore a tangential one. This nonradial component will become relevant in Section 4.2, but it is clearly subsonic, for which reason we consider it as subdominant compared to the other contributions to \mathbf{v}_{kin} .

⁸ From a global perspective, the short dynamical time scale enables a quasi-homologous profile of the radial velocity to be quickly established or re-established, even though the explosion may start anisotropically, inward travelling reverse shocks and their outward reflections may lead to a transient destruction of the homology, and multi-dimensional flows may create local perturbations and radial velocity fluctuations. It is important to note that the typical time scale to erase local radial velocity fluctuations on top of an underlying homologous velocity profile in the absence of persistent perturbing effects is given by the inverse of the homology coefficient, i.e., by R_0/v_0 in our discussion. It is thus of the same magnitude as the expansion time scale itself.

We note that $v_{\text{NS}} < c_s$ and $v_0 > c_s$, and the time the neutron star needs to cover a distance D_{NS} is longer than the hydrodynamical time scale R_0/v_0 , for which reason usually $v_* \geq 0$. Now defining $x = y/v_0$, which implies

$$r_{\text{acc}}(\theta_{\text{NS}}) = x \cdot R_0, \quad (27)$$

we obtain from Equation (9), using Equation (24), the following relation to determine x and thus $r_{\text{acc}}(\theta_{\text{NS}})$:

$$\begin{aligned} \xi \frac{GM_{\text{NS}}/R_0}{\frac{1}{2}v_0^2} \cdot \frac{1}{x} &= \xi \frac{v_{\text{esc}}^2(R_0)}{v_0^2} \cdot \frac{1}{x} \\ &= \left[\frac{c_s^2}{v_0^2} + \frac{v_*^2}{v_0^2} (1 - \cos^2 \theta_{\text{NS}}) \right] + \left(x + \frac{v_*}{v_0} \cos \theta_{\text{NS}} \right)^2, \end{aligned} \quad (28)$$

where

$$\begin{aligned} v_{\text{esc}}(R_0) &= \left(\frac{2GM_{\text{NS}}}{R_0} \right)^{1/2} \\ &= 2000 \frac{\text{km}}{\text{s}} \left(\frac{M_{\text{NS}}}{1.5 M_{\odot}} \right)^{1/2} \left(\frac{R_0}{10^5 \text{ km}} \right)^{-1/2} \end{aligned} \quad (29)$$

is the escape velocity at radius R_0 . The accretion radius $r_{\text{acc}}(\theta_{\text{NS}})$ is determined through Equation (28) as the intercept point of a hyperbola and a parabola. If $v_* > 0$, the resulting r_{acc} is smaller in outward directions, i.e., for $\cos \theta_{\text{NS}} > 0$, than the value perpendicular to the radial direction ($\cos \theta_{\text{NS}} = 0$), because the expansion velocity increases according to $v_r \propto r$. For the same reason, r_{acc} increases when $\cos \theta_{\text{NS}} < 0$, i.e., on the side where the COE is located (Figure 6). If $v_* < 0$ the situation is reversed. Since typically $|v_*| \ll v_0$, Equation (28) can be replaced by

$$\xi \frac{v_{\text{esc}}^2(R_0)}{v_0^2} \cdot \frac{1}{x} \approx \frac{c_s^2}{v_0^2} + x^2 \quad (30)$$

with good approximation, for which the solution of r_{acc} becomes independent of θ_{NS} . An upper bound is obtained when we ignore the term c_s^2/v_0^2 on the rhs:

$$r_{\text{acc}} \approx \xi^{1/3} R_0 \left(\frac{v_{\text{esc}}(R_0)}{v_0} \right)^{2/3}. \quad (31)$$

Since c_s is usually lower than v_0 , but still cannot be neglected, the accretion radius is smaller than the value of Equation (31):

$$R_{\text{acc}} < r_{\text{acc}} \approx \xi^{1/3} R_0 \left(\frac{v_{\text{esc}}(R_0)}{v_0} \right)^{2/3}. \quad (32)$$

This discussion shows that the accretion volume around the moving neutron star, which is displaced from the COE by a distance D_{NS} , is nearly spherical (i.e., independent of θ_{NS}) with a radius R_{acc} that is constrained by Equation (32). If

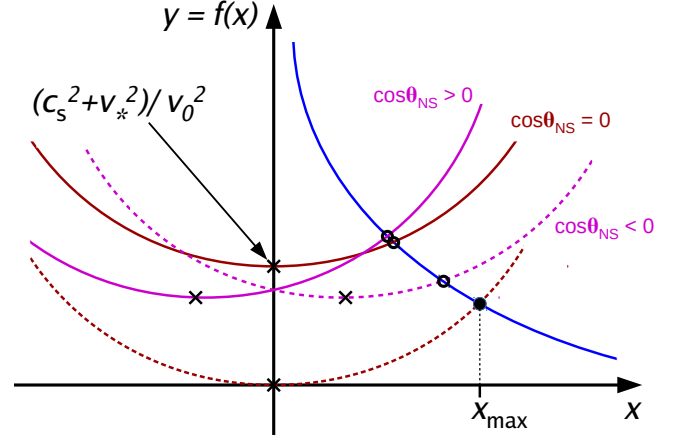


Figure 6. Solution of Equation (28) as intersection point of a hyperbola (blue) and a parabola (for the case of $v_* > 0$). The solutions for different values of $\cos \theta_{\text{NS}}$ are indicated by open circles, the upper bound (the solution of Equation (30) with c_s^2/v_0^2 ignored) is marked by a black bullet.

the fallback concerns only a small fraction of the ejecta¹⁰ the condition $v_0 > v_{\text{esc}}(r \gtrsim R_0)$ should hold, because the mass exterior to R_0 (having $v_{\text{post}} \gtrsim v_0$; see above) should be on escape trajectories.

Using Equation (26) and assuming, again, that v_* is small ($v_* \sim 0$), we get

$$D_{\text{NS}} \cong R_0 \frac{v_{\text{NS}}}{v_0} = R_0 \frac{v_{\text{NS}}}{v_{\text{esc}}(R_0)} \left(\frac{v_{\text{esc}}(R_0)}{v_0} \right). \quad (33)$$

Comparing this relation with Equation (32) we see that D_{NS} and R_{acc} fulfill the relation of Equation (16) roughly when $v_{\text{NS}} \gtrsim v_{\text{esc}}(R_0)$, i.e., for

$$\begin{aligned} R_0 &\gtrsim \frac{2GM_{\text{NS}}}{v_{\text{NS}}^2} \\ &= 4 \times 10^5 \text{ km} \left(\frac{M_{\text{NS}}}{1.5 M_{\odot}} \right) \left(\frac{v_{\text{NS}}}{1000 \text{ km s}^{-1}} \right)^{-2}. \end{aligned} \quad (34)$$

Such lower limits of R_0 are far below the typical pre-collapse radii of BSG and RSG stars (which range from $\sim 10^7$ km to over 10^9 km), and therefore the relation of Equation (16) should be easily fulfilled for sufficiently large neutron star kicks and common supernova conditions. Also the velocity relation of $v_0 = v_{\text{exp}}(R_0) > v_{\text{NS}} > v_{\text{esc}}(r \gtrsim R_0)$ represents conditions that can be commonly expected during the developing supernova explosions of such progenitors. The geometrical situation that crystalizes out of the discussion of this

¹⁰ This excludes fallback supernovae from our discussion, because they are defined as cases where the fallback mass amounts to a sizable fraction of the initial ejecta, in which case—in contrast to our assumptions— M_{fb} can be comparable to the initial mass of the compact remnant or even exceed it.

section is visualized in Figure 5 (where for the purpose of illustration we have chosen to display the case of $D_{\text{NS}} \sim R_{\text{acc}}$, which is less extreme than the condition of Equation (16)). Since R_0 is easily larger than both D_{NS} and R_{acc} (estimated in Equations (8) and (11), respectively), we expect fallback accretion to be highly asymmetric for typical neutron star kicks of several 100 km s^{-1} , and to affect the matter in a volume in the deep interior of the supernova, but not in the main ejecta shell.

4.2. Fallback accretion of angular momentum and spin-kick alignment

Spin-kick alignment can occur only if some physical effect defines a special or preferred direction of the system. In previously suggested explanations for spin-kick alignment this effect was the rotation of the progenitor star and of its degenerate core, which was assumed to play the crucial role in setting the spin period and determining the spin direction of the relic neutron star.

In our scenario the direction-defining effect is the kick motion of the new-born neutron star. Our revised picture is motivated by the results of 3D simulations presented in Section 3 and in previous recent papers (Müller et al. 2019; Stockinger et al. 2020; Chan et al. 2020), which show that the spin of neutron stars born in the collapse of slowly rotating stellar cores is likely to originate mainly from the angular momentum accreted through fallback matter.

Provided this is the main cause of neutron star spins, how could such a situation lead to spin-kick alignment? In the following we will argue that asymmetric accretion, connected to the displacement of the neutron star from the COE as discussed in Section 4.1, offers possibilities to explain spin-kick alignment quite naturally.

4.2.1. Angular momentum in the accretion volume

Let us consider the situation visualized in Figure 7. The (nearly) spherical accretion volume V_{acc} with radius R_{acc} around the neutron star, which is shifted by a vector distance \mathbf{D}_{NS} from the COE, is imagined to contain a large number of tangential vortex flows with individual angular momenta $\mathbf{J}_{\text{vortex}}$. While the total angular momentum of all vortices in the entire volume of the star will add up to zero (unless the star possesses global rotation), we are interested here in estimating the angular momentum falling back to the neutron star with the matter in the accretion volume. We will see that this angular momentum is given by the sum of the angular momenta $\mathbf{J}_{\text{vortex}}$ of all swirls in the accretion volume.

In order to compute the angular momentum associated with the matter in volume V_{acc} , we split the gas velocity \mathbf{v} into a radial component \mathbf{v}_r parallel to the radius vector \mathbf{r} and a tangential component \mathbf{v}_t perpendicular to \mathbf{r} :

$$\mathbf{v}(\mathbf{r}) = \mathbf{v}_r(\mathbf{r}) + \mathbf{v}_t(\mathbf{r}). \quad (35)$$

The nonradial flow component is subsonic, $|\mathbf{v}_t| \ll c_s$, and typically (but not strictly) one has $|\mathbf{v}_t| < |\mathbf{v}_r|$ in the radially moving flow of supernova explosions (unless reverse shocks stall the flow). The angular momentum received by the neutron star from the gas of density $\rho(\mathbf{r})$ in the accretion volume, assuming that all matter ends up on the neutron star, is given by

$$\begin{aligned} \mathbf{J}_{\text{NS,acc}} &= \int_{V_{\text{acc}}} dV \rho(\mathbf{r}) \cdot [\mathbf{r}_{\text{NS}} \times (\mathbf{v}_r + \mathbf{v}_t - \mathbf{v}_{\text{NS}})] \\ &= \int_{V_{\text{acc}}} dV \rho [\mathbf{r}_{\text{NS}} \times \mathbf{v}_r] - \int_{V_{\text{acc}}} dV \rho [\mathbf{r}_{\text{NS}} \times \mathbf{v}_{\text{NS}}] \\ &\quad + \int_{V_{\text{acc}}} dV \rho [\mathbf{r}_{\text{NS}} \times \mathbf{v}_t] \\ &= \mathbf{J}_r + \mathbf{J}_v + \mathbf{J}_t, \end{aligned} \quad (36)$$

where the second to fourth lines represent the definition of the components \mathbf{J}_r , \mathbf{J}_v , and \mathbf{J}_t associated with the radial gas motion, neutron star motion, and tangential gas motion, respectively.

For simplicity, we first consider the situation that the density distribution and radial velocity of the ejecta are spherically symmetric, i.e., $\rho(\mathbf{r}) = \rho(r)$ and $\mathbf{v}_r(\mathbf{r}) = v_r(r) \cdot \mathbf{r}/r$ (a homologous radial velocity profile is a special case). With this assumption \mathbf{J}_r can be evaluated, using Equation (21), as follows:

$$\begin{aligned} \mathbf{J}_r &= \int_{V_{\text{acc}}} dV \rho(r) [\mathbf{r}_{\text{NS}} \times \mathbf{v}_r(r)] \\ &= \int_{V_{\text{acc}}} dV \rho(r) [\mathbf{r} \times \mathbf{v}_r(r)] - \int_{V_{\text{acc}}} dV \rho(r) [\mathbf{D}_{\text{NS}} \times \mathbf{v}_r(r)] \\ &= 0. \end{aligned} \quad (37)$$

The first term vanishes because $\mathbf{r} \parallel \mathbf{v}_r$, and the second term disappears for symmetry reasons because the volume V_{acc} is rotationally symmetric around the vector of \mathbf{D}_{NS} and the density and radial velocity are assumed to be spherically symmetric around the COE. Similarly, for \mathbf{J}_v one gets

$$\mathbf{J}_v = - \int_{V_{\text{acc}}} dV \rho(r) [\mathbf{r}_{\text{NS}} \times \mathbf{v}_{\text{NS}}] = 0. \quad (38)$$

It is zero, too, again because of rotational symmetry around \mathbf{D}_{NS} , which we assume to be parallel to \mathbf{v}_{NS} . For \mathbf{J}_t we also apply Equation (21) for a splitting into two contributions:

$$\begin{aligned} \mathbf{J}_t &= \int_{V_{\text{acc}}} dV \rho(r) [\mathbf{r}_{\text{NS}} \times \mathbf{v}_t] \\ &= \int_{V_{\text{acc}}} dV \rho(r) [\mathbf{r} \times \mathbf{v}_t] - \int_{V_{\text{acc}}} dV \rho(r) [\mathbf{D}_{\text{NS}} \times \mathbf{v}_t]. \end{aligned} \quad (39)$$

Let us imagine the nonradial component of the flow to consist of an arrangement of individual vortex structures revolving around the radial directions with tangential velocities $\mathbf{v}_t(\mathbf{r})$

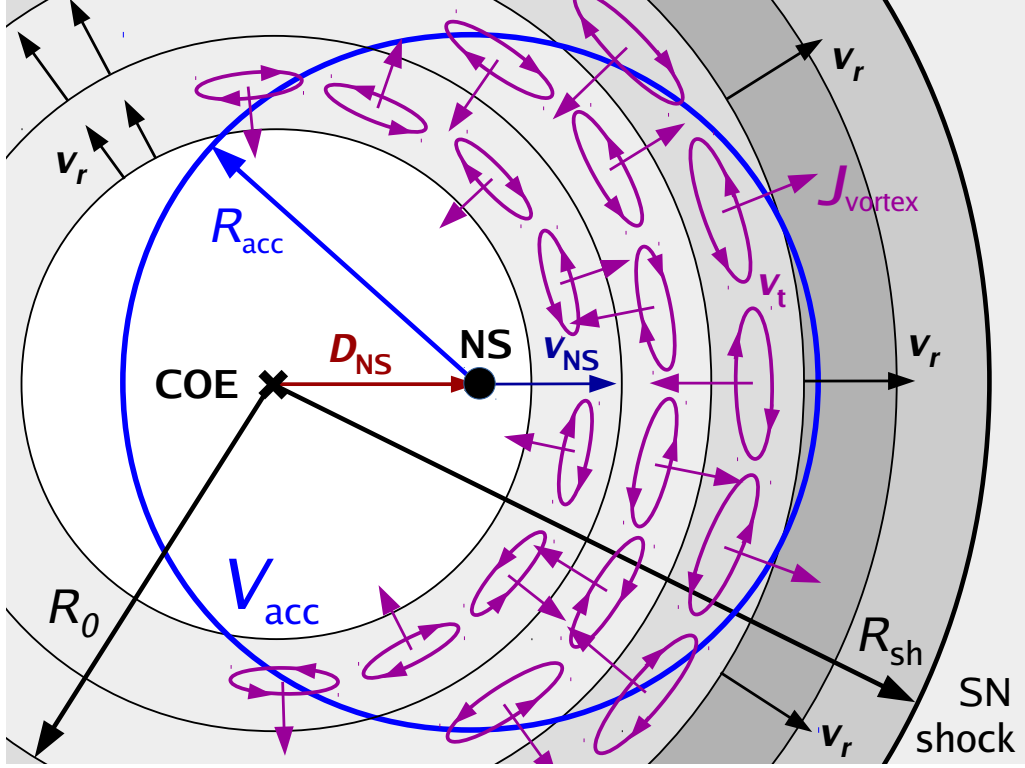


Figure 7. Analogue to Figure 5, but visualizing the ejecta kinematics underlying the discussion in Section 4.2.1.

(Figure 7). We remind the reader of our underlying assumption that the ejecta have reached a state of homologous expansion ($v_r(r) \propto r$; Equation (19)), in which case variations of the radial velocity are “filtered out” and only tangential vortex motions remain in the expanding medium. These vortices may either be relics of convection cells in the inner burning layers of the progenitor star, or they may be the results of turbulent flows connected to 3D hydrodynamic instabilities at the onset of the supernova explosion. We can now rewrite the volume integrals as sums over all vortex loops in volume V_{acc} :

$$\begin{aligned} \mathbf{J}_t &= \sum_{\text{vortices}} \int_{V_{\text{vortex}}} dV \rho(r) [\mathbf{r} \times \mathbf{v}_t] \\ &\quad - \sum_{\text{vortices}} \int_{V_{\text{vortex}}} dV \rho(r) [\mathbf{D}_{\text{NS}} \times \mathbf{v}_t] . \end{aligned} \quad (40)$$

Integrals over closed vortices in the second sum vanish,

$$\int_{V_{\text{closedvortex}}} dV \rho(r) [\mathbf{D}_{\text{NS}} \times \mathbf{v}_t] = 0 , \quad (41)$$

because for the fixed radius vector \mathbf{D}_{NS} the angular momenta of mass elements in the vortex moving on opposite sides of the vortex axis cancel each other. Therefore, if the flow in volume V_{acc} consists of a system of mostly closed vortex

structures, one derives:

$$\begin{aligned} \mathbf{J}_t &\approx \int_{V_{\text{acc}}} dV \rho(r) [\mathbf{r} \times \mathbf{v}_t] \\ &= \sum_{\text{vortices}} \int_{V_{\text{vortex}}} dV \rho(r) [\mathbf{r} \times \mathbf{v}_t] = \sum_{\text{vortices}} \mathbf{J}_{\text{vortex}} . \end{aligned} \quad (42)$$

Combining Equations (37), (38), and (42) thus yields:

$$\mathbf{J}_{\text{NS,acc}} \approx \int_{V_{\text{acc}}} dV \rho(r) [\mathbf{r} \times \mathbf{v}_t] = \sum_{\text{vortices}} \mathbf{J}_{\text{vortex}} . \quad (43)$$

The angular momentum acquired by the neutron star through accretion of matter from the accretion volume can thus be viewed as the summed angular momenta associated with tangential motions in the fluid vortices, with $\mathbf{J}_{\text{vortex}}$ being the angular momenta of the individual vortices, which (for symmetry reasons) are parallel to the vortex axis (see Figure 8). If accretion dominates the final rotation of the neutron star and overrules the initial proto-neutron star spin right after its formation, as suggested by the results of 3D simulations presented in Section 3.5 and papers referenced there, then the neutron star’s angular momentum is only determined after fallback accretion. This implies:

$$\mathbf{J}_{\text{NS}} \approx \mathbf{J}_{\text{NS,acc}} \approx \sum_{\text{vortices}} \mathbf{J}_{\text{vortex}} . \quad (44)$$

This relation has important implications for the discussion of possible spin-kick alignment. In previously suggested sce-

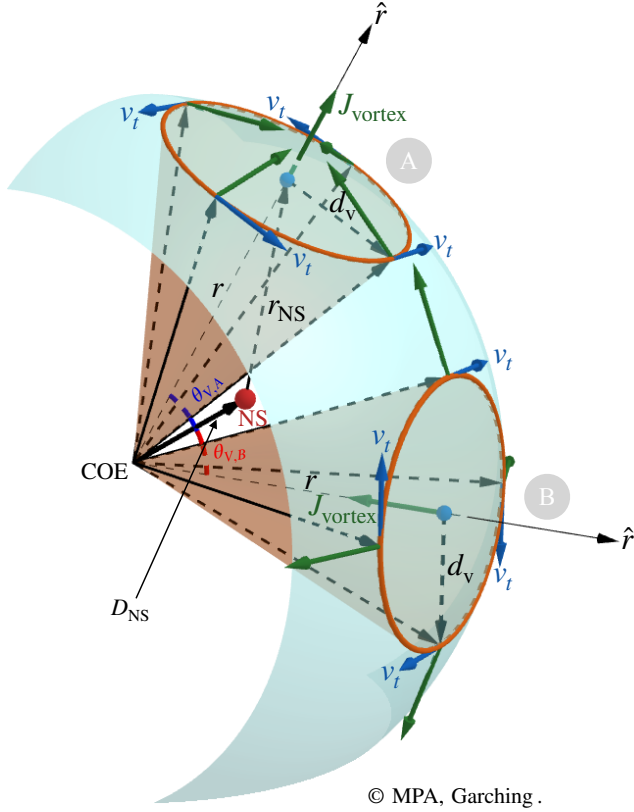


Figure 8. Basic geometry of tangential vortices and their angular momentum vectors $\mathbf{J}_{\text{vortex}}$. Note that in the integrand of Equation (43) each fluid element with tangential velocity \mathbf{v}_t has an angular momentum perpendicular to the local radius vector \mathbf{r} and with a (small) component parallel to the vortex axis. For symmetry reasons the integration over the volume of a vortex lying in a spherical shell of radius r with constant density $\rho(r)$ leads to a net angular momentum of the vortex pointing inward or outward along the vortex axis, as shown in the figure.

narios for spin-kick alignment it was the spin of the progenitor’s degenerate core, which was inherited by the neutron star and decided its kick direction by rotational averaging (of recoil effects associated either with anisotropic neutrino emission in super-strong magnetic fields or stochastic momentum thrusts or with hydrodynamical forces caused by impacts of anisotropic accretion downflows). In contrast to those ideas, in the scenario discussed here, the neutron star’s kick is randomly directed and is set by processes in the supernova core over a short time scale of just a few seconds. The neutron star obtains its final spin through accretion only on much longer time scales of tens to thousands of seconds (or possibly even longer), and therefore spin-kick alignment would have to be a consequence of the properties of this accretion process and the angular momentum obtained with the accreted mass.

We repeat that our underlying assumption in this context is that the expanding ejecta have reached a (quasi-)homologous

state, i.e., $\mathbf{v}_r(\mathbf{r}) \propto \mathbf{r}$ for the radial flow,¹¹ and therefore tangential mass motions (in lieu of radial ones) dominate the flow vorticity in the initial ejecta. We apply this assumption also to the material that is later on affected by the fallback, because fallback is likely to involve the slowest parts of the ejecta, which lag behind the faster ejecta that have arranged themselves to locations at larger radii. This means that we assume that vortex motions perpendicular to the radial direction (and thus within spherical shells around the COE) are much larger than local variations in the radial velocity field, i.e., $v_t \gg \delta v_r$, when δv_r are radial velocity fluctuations associated with vortical motions in planes containing the radius vectors. For this reason each of the vortices we imagine in the fallback material possesses mainly a radial component of the angular momentum if the density is constant on concentric spheres ($\rho(\mathbf{r}) = \rho(r)$), and the nonradial components are far subdominant and can be neglected in our discussion. (When considering density inhomogeneities in Section 4.2.3, nonradial components of $\mathbf{J}_{\text{vortex}}$ will be taken into account, too.)

It is clear that this schematic picture is based on radically simplifying and idealizing assumptions. Validation will have to come from 3D simulations, which will have to reveal whether such conditions develop, at least approximately, in the innermost supernova ejecta, which are later affected by fallback. This concerns the question when the expelled material evolves towards a (nearly) homologously expanding outflow, and also the question how reverse shocks affect the velocity field in the fallback material. At the time being, since currently existing 3D supernova simulations cannot provide conclusive evidence,¹² we have to refer to the considered situation as a mere working hypothesis.

4.2.2. Spin-kick alignment due to accretion of vortex flows

Spin-kick alignment requires that the neutron star’s angular momentum component parallel to \mathbf{v}_{NS} is larger than the angular momentum component perpendicular to the velocity vector of the neutron star. Anti-alignment, obeying an analogue criterion, shall explicitly be included here, because both cannot be discriminated observationally (Johnston et al. 2005). In the context of our discussion we will thus talk only about alignment of spin and kick axes, but not necessarily of the vector directions. Assuming that the accreted angu-

¹¹ A dependence of the radial velocity on the distance r from the COE, i.e., $\mathbf{v}_r(\mathbf{r}) = v_r(r)\hat{\mathbf{r}}$, is sufficient for our arguments.

¹² Besides not taking the neutron star motion into account, long-time explosion simulations use an inner grid boundary that is placed at a stepwise increased radius in order to ease numerical time-stepping constraints. This fact does not permit the models to track the destiny of the fallback matter in the central volume. Moreover, vorticity associated with convective mass motions prior to core collapse is so far included only in very few supernova simulations. And although these most advanced supernova simulations have been started from 3D initial models, the initial conditions themselves are still subject to severe approximations.

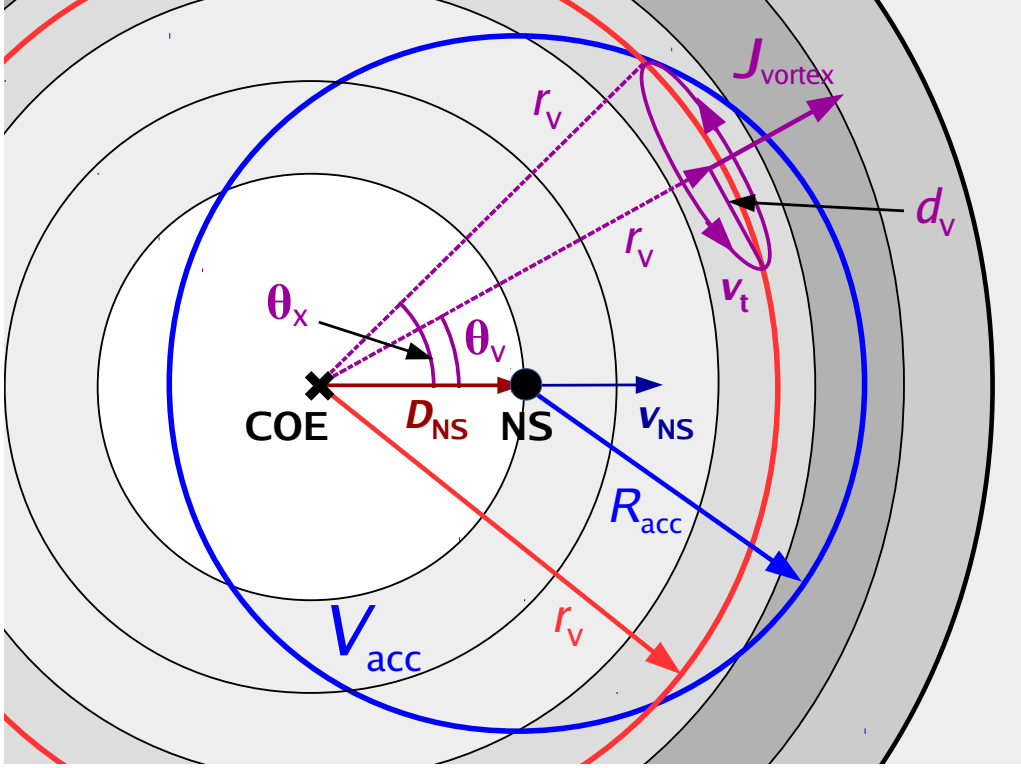


Figure 9. Geometry and structure elements of relevance for the discussion in Section 4.2.2 (Equations (46)–(48)).

lar momentum dominates the pre-accretion angular momentum of the neutron star by far, i.e., accretion determines the final neutron star spin (as suggested by the 3D simulations discussed in Section 3.5), we can convince ourselves that the condition $|\mathbf{J}_{\text{acc},\parallel\mathbf{v}_{\text{NS}}}| > |\mathbf{J}_{\text{acc},\perp\mathbf{v}_{\text{NS}}}|$ is quite naturally fulfilled and therefore

$$\mathbf{J}_{\text{NS}} \approx \mathbf{J}_{\text{NS,acc}} = \mathbf{J}_{\text{acc},\parallel\mathbf{v}_{\text{NS}}} + \mathbf{J}_{\text{acc},\perp\mathbf{v}_{\text{NS}}} \sim \mathbf{J}_{\text{acc},\parallel\mathbf{v}_{\text{NS}}}. \quad (45)$$

Let us consider the discussed arrangement of vortex flows visualized in Figure 7. Vortices with different helicities (which are both present because of angular momentum conservation in a nonrotating progenitor) contribute to the sum of Equation (44) with vectors in opposing directions. Adding up the angular momentum vectors of a large number of vortices will lead to cancellations of the components perpendicular to \mathbf{v}_{NS} , and effectively a residual vector $\mathbf{J}_{\text{acc},\parallel\mathbf{v}_{\text{NS}}}$ parallel or anti-parallel to \mathbf{v}_{NS} will result. In the case of one or a few big vortex structures, the sum vector $\mathbf{J}_{\text{NS,acc}}$ will also possess a major component along the line defined by the vector of \mathbf{v}_{NS} .

One can estimate the maximum angle between spin and kick in the case of a single, dominant vortex by using Equations (22) and (23) to compute the angle θ_x (measured at the COE) for the intercept circle of a sphere of radius r_v , which is imagined to contain the vortex center (Figure 9), and the neutron star's accretion sphere with radius R_{acc} :

$$\cos \theta_x = \frac{r_v^2 + D_{\text{NS}}^2 - R_{\text{acc}}^2}{2D_{\text{NS}}r_v} \quad (46)$$

(for $D_{\text{NS}} \neq 0$). Since the neutron star moves out of a bubble region left around the COE and will therefore mainly accrete from the forward direction, where dense shells build up during the deceleration phases of the supernova shock, it is reasonable to choose, for the most extreme case, the equality $r_v \sim R_{\text{acc}}$, which yields

$$\cos \theta_{x,\text{max}} \sim \frac{D_{\text{NS}}}{2R_{\text{acc}}}. \quad (47)$$

Taking R_{acc} and D_{NS} to be of similar size, too, which is based on our arguments discussed in Section 4.1, we get $\cos \theta_{x,\text{max}} \sim \frac{1}{2}$ and thus $\theta_{x,\text{max}} \sim \frac{\pi}{3}$. Therefore, very approximately, we can estimate for the maximum angle, $\theta_{v,\text{max}}$, between \mathbf{v}_{NS} and the angular momentum axis of a vortex with radius d_v located on a sphere of radius $r_v \sim R_{\text{acc}} \sim D_{\text{NS}}$:

$$\theta_{v,\text{max}} \sim \theta_{x,\text{max}} - \arcsin\left(\frac{d_v}{R_{\text{acc}}}\right) \sim \frac{\pi}{3} - \frac{d_v}{D_{\text{NS}}}. \quad (48)$$

This result is a rough proxy of the maximum angle $\theta_{\text{sk,max}}$ between neutron star spin axis and kick axis, provided the spin is connected to the discussed accretion scenario. If a few big vortices dominate the tangential flow, one expects $d_v \sim \frac{1}{2}D_{\text{NS}}$, in which case $\theta_{\text{sk,max}}$ should be less than about 30° . For sufficiently large natal neutron star kicks and correspondingly anisotropic fallback because of the neutron star's displacement from the COE, we therefore expect the neutron

star spins to be distributed predominantly within roughly 30° around the kick direction.

One major vortex flow is likely to be predominant in the accretion volume, for example, in the case of a rapidly rotating progenitor, if the neutron star receives its natal kick along the progenitor’s spin axis or nearly aligned with it. Also in this special case spin-kick alignment or anti-alignment after fallback accretion is expected. However, rapid progenitor rotation will *inhibit* systematic spin-kick alignment in the discussed scenario, if the neutron star kick direction is random instead of being tightly correlated with the star’s spin axis. If, for example, the kick is perpendicular to the rotation axis shared by the stellar core and the newly formed neutron star, the compact remnant, moving away from the COE in the equatorial plane of the rotation, will mainly accrete fallback material with rotational angular momentum *perpendicular* to the kick-velocity vector. A statistically isotropic distribution of the kick directions will thus lead to a large majority of cases with neutron star spins and kicks being oriented perpendicular to each other. In the context of the proposed scenario, the observational tendency of spin-kick alignment (Johnston et al. 2005; Noutsos et al. 2012, 2013) therefore suggests the interpretation that the progenitor stars *did not rotate rapidly at the time of their collapse*.

Addressing these aspects from an observational perspective, one needs to be aware of the caveats and challenges connected to the information provided by measurements, as described in Section 2. In particular, because of the existence of “orthogonal polarisation modes” (OPMs) the linearly polarised pulsar radiation may be emitted in two different modes, separated by 90° (e.g. Lorimer & Kramer 2004). In a pulsar where these OPMs are observed, it may hence not be possible to decide between an aligned or orthogonal situation for this individual case. Nevertheless, the interpretation of non-rapidly rotating progenitor stars in the framework of our spin-kick scenario is strong motivation for further investigation. Once more, we encounter an interesting antipode to previously suggested explanations of spin-kick alignment for neutron stars born in the collapse of rapidly spinning stellar cores.

4.2.3. Influence of density inhomogeneities

Finally, we release our assumption of a spherically symmetric density distribution used in Sections 4.2.1 and 4.2.2 and address now the consequences of density inhomogeneities in the fallback matter, i.e., $\rho(\mathbf{r}) \neq \rho(r)$. In this case the angular momenta $\mathbf{J}_{\text{vortex}}$ of vortices are not parallel to the radius vectors any more, even if we assume the vortex flows to lie in spherical shells around the COE and thus to have velocities \mathbf{v}_t perpendicular to the radial directions. A detailed and quantitative assessment is difficult, since it has to refer to a model of the structure of the density variations. For the pur-

pose of a matter-of-principle discussion we consider a highly simplified, extreme situation: the accretion volume of the neutron star (imagined to be basically spherical but shifted by a distance D_{NS} relative to the COE, as argued before) shall contain gas with masses $m_2 \geq m_1$ in the two hemispheres left and right of the vector \mathbf{D}_{NS} , a total mass $m = m_1 + m_2$, and a hemispheric density contrast that leads to a mass difference $\Delta m = m_2 - m_1$ between the two hemispheres.

Evaluating Equation (36) for this special situation, considering the two masses to be represented by their mass-centers, we get:

$$\begin{aligned} \mathbf{J}_r + \mathbf{J}_v &\approx m_1 \mathbf{r}_{\text{NS},1} \times \mathbf{v}_{r,1} + m_2 \mathbf{r}_{\text{NS},2} \times \mathbf{v}_{r,2} \\ &\quad - (m_1 \mathbf{r}_{\text{NS},1} + m_2 \mathbf{r}_{\text{NS},2}) \times \mathbf{v}_{\text{NS}} \\ &= -\Delta m (\mathbf{D}_{\text{NS}} \times \mathbf{v}_{r,2} + \mathbf{r}_{\text{NS},2} \times \mathbf{v}_{\text{NS}}), \end{aligned} \quad (49)$$

where we assumed the centers of the two masses to be located at the same average distance from the COE and symmetrically to the vector \mathbf{D}_{NS} . This allowed us to apply the symmetry conditions already exploited in Section 4.2.1. Moreover, we used $m_2 = m_1 + \Delta m$ and again $\mathbf{v}_r(\mathbf{r}) = \mathbf{v}_r(r)$ and Equation (21). The vector $\mathbf{J}_r + \mathbf{J}_v$ is perpendicular to \mathbf{v}_{NS} (which we again assume to be parallel to \mathbf{D}_{NS}). For an order-of-magnitude estimate we take, as an extreme case that maximizes the angular momentum, $r_{\text{NS}} = R_{\text{acc}}$ and for v_r the escape velocity at this radius, i.e., $v_r = \sqrt{2GM_{\text{NS}}/R_{\text{acc}}}$, to write¹³

$$\begin{aligned} \mathbf{J}_r + \mathbf{J}_v \sim \Delta m \left[-D_{\text{NS}} \sqrt{\frac{2GM_{\text{NS}}}{R_{\text{acc}}}} \langle \sin \theta_m \rangle \right. \\ \left. + R_{\text{acc}} v_{\text{NS}} \langle \sin \theta_{\text{NS},m} \rangle \right]. \end{aligned} \quad (50)$$

Here, θ_m is the angle between \mathbf{D}_{NS} and $\mathbf{v}_{r,2}$, and $\theta_{\text{NS},m}$ the angle between $\mathbf{r}_{\text{NS},2}$ and \mathbf{v}_{NS} . Both are related via Equation (23). The angle brackets indicate suitable hemispheric averages corresponding to the mass-center of m_2 . The minus sign in the first term on the right-hand-side of Equation (50) results from the fact that the two vector contributions in Equation (49) point in opposite directions.

Applying the same basic approximations, we obtain for \mathbf{J}_t :

$$\mathbf{J}_t \approx m_1 \mathbf{r}_{\text{NS},1} \times \mathbf{v}_{t,1} + m_2 \mathbf{r}_{\text{NS},2} \times \mathbf{v}_{t,2}, \quad (51)$$

which is a vector with components parallel and perpendicular to \mathbf{v}_{NS} . Referring to our symmetry assumptions, i.e., $r_{\text{NS},1} = r_{\text{NS},2} = R_{\text{acc}}$ and $\theta_{\text{NS},1} = \theta_{\text{NS},2} = \theta_{\text{NS},m}$, and using $v_{t,1} = v_{t,2} = v_t$ for a closed, steady vortex flow, these two

¹³ It is important to consider the velocity directions *before* the deceleration by the reverse shock, because the reverse shock moving across an inhomogeneous medium will destroy the spherically symmetric profile $\mathbf{v}_r(\mathbf{r}) = \mathbf{v}_r(r)$, which can be assumed for the initially expanding, nearly homologous flow.

components become:

$$J_{t,\parallel\mathbf{v}_{\text{NS}}} = (m_1 + m_2) R_{\text{acc}} v_t \sin \theta_{\text{NS},m}, \quad (52)$$

$$J_{t,\perp\mathbf{v}_{\text{NS}}} = (m_2 - m_1) R_{\text{acc}} v_t \cos \theta_{\text{NS},m}. \quad (53)$$

Again, the minus sign in Equation (53) is a consequence of the opposing directions of the two vector components contributing to $J_{t,\perp\mathbf{v}_{\text{NS}}}$. It depends on the details of the mass distribution and the vortex helicity whether the two angular momentum components perpendicular to \mathbf{v}_{NS} , namely $J_r + J_v$ and $J_{t,\perp\mathbf{v}_{\text{NS}}}$, are rectified or partially compensate each other. However, in any case it is clear that both of these terms depend on the mass difference Δm , whereas the angular momentum of the accreted fallback matter parallel to \mathbf{v}_{NS} , i.e., $J_{t,\parallel\mathbf{v}_{\text{NS}}}$, depends on the total mass $m = m_1 + m_2$. It should thus dominate in size, and even in our quite extreme situation the main component of the neutron star spin obtained from fallback accretion will lie along the axis defined by the vector of the neutron star kick velocity.

We conclude that also in the presence of density inhomogeneities, one can expect that fallback and mass accretion from a volume V_{acc} shifted to an asymmetric location relative to the COE by a distance D_{NS} , should favor spin-kick alignment (or anti-alignment) of the neutron star.

4.2.4. Some simple estimates

Using the previous estimates and scales, we now derive an order-of-magnitude estimate for the neutron star angular momentum, assuming that the neutron star is able to accrete most or all of the mass in the fallback volume. We find this angular momentum to be compatible with the angular momentum of new-born neutron stars deduced from observations, and also to be of similar magnitude as found in recent 3D simulations (see Section 3). According to our discussion in Section 4.2.2, we expect that the angular momentum vectors will be preferentially distributed around the kick direction within a cone of half-opening angle of $\sim 30^\circ$ for neutron stars with sizable natal kick velocities.

For our following estimates we consider the neutron star to capture the fallback mass mostly from a spherical, reverse-shock decelerated shell with inner radius R_{shell} within a wedge of semi-opening angle θ_w (measured at the COE) around the neutron star's direction of motion. For $\cos \theta_w$ Equation (46) holds (θ_x there is θ_w here) with r_v being replaced by R_{shell} (Figure 9). As before, we set $R_{\text{shell}} \sim R_{\text{acc}}$ for an extreme case to get

$$\cos \theta_w^{\text{max}} \sim \frac{D_{\text{NS}}}{2R_{\text{acc}}}. \quad (54)$$

The solid angle subtended by the wedge is $\Delta\Omega_w = 2\pi(1 - \cos \theta_w^{\text{max}})$, and the fraction of the shell encompassed by the wedge is

$$f_w = \frac{\Delta\Omega_w}{4\pi} \sim \frac{1}{2} \left(1 - \frac{D_{\text{NS}}}{2R_{\text{acc}}} \right). \quad (55)$$

For $D_{\text{NS}} \sim R_{\text{acc}}$ (referring to arguments in Section 4.1) we obtain $\theta_w^{\text{max}} \sim \frac{\pi}{3}$, $\Delta\Omega_w \sim \pi$, and $f_w \sim \frac{1}{4}$. At most a quarter of the spherical shell is thus encompassed by the neutron star's accretion volume V_{acc} .

An upper bound of the corresponding accretion of angular momentum can be estimated by Equation (52) for the component parallel to the neutron star's line of motion. Employing the relation

$$R_{\text{acc}} \sin \theta_{\text{NS},w}^{\text{max}} = R_{\text{shell}} \sin \theta_w^{\text{max}} \sim R_{\text{shell}} \left(1 - \frac{D_{\text{NS}}^2}{4R_{\text{acc}}^2} \right)^{1/2}, \quad (56)$$

where we made use of $\cos \theta_w^{\text{max}}$ from Equation (54), we obtain

$$J_{t,\parallel\mathbf{v}_{\text{NS}}} < M_{\text{acc}} v_t R_{\text{acc}} \sin \theta_{\text{NS},w}^{\text{max}} \sim M_{\text{acc}} v_t R_{\text{acc}} \left(1 - \frac{D_{\text{NS}}^2}{4R_{\text{acc}}^2} \right)^{1/2}. \quad (57)$$

Here, we denoted the total accreted mass in the wedge by M_{acc} and made again the approximation of $R_{\text{shell}} \sim R_{\text{acc}}$. This yields an upper limit of the accreted specific angular momentum of

$$\dot{J}_{t,\parallel\mathbf{v}_{\text{NS}}} = J_{t,\parallel\mathbf{v}_{\text{NS}}} M_{\text{acc}}^{-1} < 8 \times 10^{16} \frac{\text{cm}^2}{\text{s}} \left(\frac{R_{\text{acc}}}{3 \times 10^4 \text{ km}} \right) \left(\frac{v_t}{300 \text{ km s}^{-1}} \right), \quad (58)$$

when $D_{\text{NS}} \sim R_{\text{acc}}$ is applied. The total angular momentum for an accreted mass of $M_{\text{acc}} \lesssim \frac{1}{4} M_{\text{shell}}$, with M_{shell} being the shell mass, is therefore limited by

$$J_{t,\parallel\mathbf{v}_{\text{NS}}} < 4 \times 10^{47} \text{ erg s} \times \left(\frac{M_{\text{shell}}}{10^{-2} M_{\odot}} \right) \left(\frac{R_{\text{acc}}}{3 \times 10^4 \text{ km}} \right) \left(\frac{v_t}{300 \text{ km s}^{-1}} \right), \quad (59)$$

corresponding to natal spin periods of the neutron stars between some ten milliseconds to hundreds of milliseconds according to Equation (6), with the reference values used for the quantities in Equation (59). This is compatible with typical birth periods of neutron stars inferred from observations (Popov & Turolla 2012; Igoshev & Popov 2013; Noutsos et al. 2013).¹⁴

¹⁴ Considering a sample of 30 rotation-powered neutron stars proposed to be associated with supernova remnants, Popov & Turolla (2012) deduced a Gaussian distribution of the initial spin period—truncated at zero—with a mean and standard deviation of 100 ms. Noutsos et al. (2013) constructed a somewhat larger sample of young radio pulsars, including moderately older pulsars, and used kinematic ages to derive a much broader range of initial spin periods, $T_{\text{spin}}^0 = 63_{-35}^{+728}$ ms (68% confidence limits around the most probable value). The larger width of their distribution may be related to the somewhat older pulsars, which currently have periods of several 100 ms, or to the different age estimator used. Overall, values of typically tens of ms, but ranging up to (at least) 100–200 ms, are a likely range of birth periods.

The numerical value inserted for R_{acc} in Equations (58) and (59) is guided by Equation (11), M_{shell} is normalized by a value comparable to the fallback mass of an average case of the 3D explosion models discussed in Section 3, and the value inserted for v_t is plausible because it is clearly subsonic and of order 10% of the typical shock velocity in most of the exploding star. The numbers thus obtained for $j_{t,\parallel v_{\text{NS}}}$ and $J_{t,\parallel v_{\text{NS}}}$ are in the ballpark of the 3D simulation results displayed in Figure 2, although they need to be viewed as upper limits for the conditions of neutron stars displaced from the COE by a distance $D_{\text{NS}} \sim R_{\text{acc}}$, whereas in Figure 2 the fallback mass in the entire 4π -domain around the COE (which is appropriate for $D_{\text{NS}} = 0$) was considered. But the possible range of the numerical estimates is large, depending on the exact values inserted for the factors. In the hydrodynamical supernova simulations the fallback rates of mass and angular momentum are highly time and case dependent, which is evident from Figure 2, and the fallback mass (being a proxy of M_{shell} occurring in Equation (59)) can be several $0.1 M_{\odot}$.

5. IMPLICATIONS OF THE FALLBACK SPIN-KICK SCENARIO

A variety of implications and predictions can be concluded from the proposed new fallback scenario for spin-kick alignment or anti-alignment. These conclusions partly reverse those drawn from previously suggested mechanisms.

5.1. Dependence on neutron star kicks

As discussed above, the possibility of spin-kick alignment hinges on the displacement of the neutron star from the COE and should thus become more likely for neutron stars with large kicks and for fallback accretion happening at late times. Late fallback is associated with the highest angular momentum (see Figure 2) and the distance of the kicked neutron star from the COE is growing with time. Therefore fallback matter from the forward direction of the neutron star’s motion will dominate the accretion at late times when the neutron star has moved far away from the COE, and consequently late fallback is most conducive to spin-kick alignment.¹⁵ Since angular momentum accreted by the neutron star from fallback is connected to tangential vortex flows in the accreted matter, the net vector direction can point radially inward or outward. Spin-kick alignment or anti-alignment are therefore expected to be equally probable possibilities.

¹⁵ We remark that usually fallback accretion, multi-directional as well as one-sided, has a minor influence on the neutron star kick because of the small amount of mass involved (this, however, is different in the case of fallback supernovae; Janka 2013). Typically, it tends to *increase* the neutron star kick, because the slowest fraction of the supernova ejecta is most inclined to fall back, thus leaving the remaining ejecta expanding with a higher linear momentum in the opposite direction.

Inversely, neutron stars with low kick velocities are less likely to exhibit aligned or anti-aligned spins and kicks, because they stay close to the COE and can accrete fallback from arbitrary directions. Because of this dependence on the neutron star kick, small relative angles between the spin and kick axes are not expected to be ubiquitous and, in the case of low-velocity neutron stars, should happen only accidentally within the discussed fallback scenario.

Randomly scattered orientations of spin and kick for low neutron star velocities should thus transition to more correlated orientations if the neutron star kick is large. The velocity where this transition occurs is determined by the condition $R_{\text{acc}} \sim D_{\text{NS}} \sim v_{\text{NS}} t_{\text{fb}}$. Here, t_{fb} is the time of the most relevant episode of fallback accretion with angular momentum transfer to the neutron star. It depends on the fallback history, which varies from progenitor to progenitor and is also influenced by the explosion energy. Equation (11) shows that R_{acc} is of order 10^4 km or a few times this value. According to Figure 2, t_{fb} can vary over a wide range from some 10 s to many 1000 s, depending on the progenitor. If t_{fb} is 10–100 s, spin-kick alignment can be expected only for neutron star kicks larger than some 100 km s^{-1} , whereas for $t_{\text{fb}} > 1000$ s correlated spin and kick directions become likely already when v_{NS} exceeds some 10 km s^{-1} . Consequently, neutron stars with observed spin-kick alignment and measured kick velocity carry information about the time scale of the spin-setting phase of fallback accretion.

Another aspect of variability is the effect of the initial angular momentum of the neutron star at the time of its formation shortly after the launch of the supernova shock. Although fallback accretion should be the leading effect that sets the final neutron star spin, there can be exceptions when the accreted matter does not carry significant amounts of angular momentum. In such cases, which are presumably statistically rare, the spin of the neutron star will either reflect the angular momentum inherited from the rotating progenitor core, or it will be determined by asymmetric flows associated with hydrodynamic instabilities during and shortly after shock revival (see, e.g., numerical simulations by Blondin & Mezzacappa 2007; Fernández 2010; Kazeroni et al. 2016, 2017; Bollig et al. 2021). Also in such cases spin-kick alignment would be an accidental outcome, unless very rapid progenitor rotation imposes a preferred kick direction along the rotation axis of the stellar core and new-born neutron star.

5.2. Influence of stellar rotation

In the discussed fallback scenario for spin-kick alignment, the rotation of the progenitor star and of the neutron star are no necessary prerequisite that determines the kick direction. This is in stark contrast to previously suggested mechanisms that could lead to spin-kick alignment. All of the previous theories assume that the neutron star rotation determines the

kick direction that develops later on. In contrast, in our revised picture the neutron star receives its kick first and acquires its angular momentum subsequently by off-center accretion of vorticity in fallback matter. Therefore, observed spin-kick alignment sets no constraints on the rotation of the progenitor core or of the neutron star prior to the time when the compact remnant received its kick.

This also implies that spin-kick alignment of observed neutron stars cannot be interpreted as indicative of any pre-collapse stellar spin, and the kick and spin directions are not systematically correlated with the rotation axis of the progenitor. As we argued in Section 4.2.2, in the fallback scenario of spin-kick alignment progenitor rotation will destroy the possibility of spin-kick alignment, if it is fast enough to exceed the specific angular momentum connected to vortex flows. This requirement implies that the stellar layers outside of the progenitor’s iron core should possess a rotational angular momentum of $j_{\text{rot}} > j_{\text{vortex}}$, where j_{vortex} for the vortex flows in the fallback matter is of the order of several $10^{16} \text{ cm}^2 \text{ s}^{-1}$ (Equation (58)). Observationally established spin-kick alignment as a common property of young pulsars would therefore suggest that the silicon and oxygen shells of pre-collapse stars rotate more slowly than this limit. In our spin-kick scenario the actual situation is therefore opposite to what has been suggested in previous literature.

If the angular momentum of the fallback matter is dominated by the angular momentum associated with stellar rotation instead of local tangential vortex flows, the accreting neutron star will exhibit spin-kick alignment only if its kick is along the progenitor’s rotation axis, or if the kick is small and the neutron star stays near the COE. If, however, the neutron star kick has an arbitrary direction relative to the progenitor’s rotation axis, spin-kick alignment will get lost by the fallback accretion in rapidly rotating stars. In the case of kicks perpendicular to the progenitor’s rotation axis, for example, fallback will lead to nearly orthogonal directions of spin and kick axes. In the hydrodynamic and neutrino kick scenarios discussed in our paper on grounds of our hydrodynamic explosion models and previous simulations, the neutron star kicks are found to be randomly oriented unless rotation in the stellar core is extremely rapid and thus determines the explosion dynamics and ejecta asymmetry.

The explosion dynamics and ejecta asymmetry begin to depend on the spin of the progenitor core if the neutron star (with a final radius of $\sim 12 \text{ km}$) could attain a spin period of a millisecond or less (prior to fallback accretion) under the assumption of angular momentum conservation in the collapsing stellar core. Such conditions require a pre-collapse rotation rate of the iron core with an average angular frequency of about 0.4 rad s^{-1} or more, corresponding to a mass-averaged specific angular momentum of at least $\sim 4 \times 10^{15} \text{ cm}^2 \text{ s}^{-1}$.

5.3. Binary neutron stars

The physical mechanisms that are at work in the explosions of single stars also determine the formation properties of neutron stars in binary systems. Binary neutron stars, in particular the second-born neutron star, offer particularly interesting test cases of the proposed new scenario for spin-kick alignment.

If the second-born neutron star received a small kick, which can be inferred from a small orbital eccentricity, the neutron star spin should have a random orientation. This is expected if the spin is connected to fallback accretion and not to angular momentum inherited from rapid rotation of the core of the progenitor star. In contrast, if the binary-system parameters—in particular a considerable orbital eccentricity—suggest that the second-born neutron star received a large natal kick, the fallback scenario favors spin-kick alignment. In such cases the spin direction of the neutron star would provide rough information of the kick direction. This kick direction should be compatible with the orbital parameters of the binary system. Known binary neutron star systems may be checked for this requirement.

5.4. Partial accretion, disks, jets

In the context of fallback one needs to carefully discriminate between fallback mass and the mass that is captured by the accretion volume of the neutron star (with mean radius R_{acc}), which is only a fraction of the fallback mass. In turn, only a fraction of this captured mass might finally end up on the neutron star in an accretion process that might not be perfectly efficient. In the following we will briefly mention a few consequences of these facts and possibilities.

Because of the huge amounts of angular momentum associated even with little fallback mass (see Table 2, Figure 2), the disk criterion of Equation (7) is easily fulfilled. This applies also to the discussed case that the neutron star captures only a minor fraction of the fallback material with the specific angular momentum being constrained by Equation (58). Therefore fallback disks should be a widespread phenomenon, also in our revised scenario where the neutron star moves away from the COE due to its natal kick.

When high-angular-momentum matter assembles into an accretion disk, magnetic fields may be rotationally amplified, which in turn could drive collimated polar outflows, fed by a fraction of the disk material. Since the escape velocity from radii very close to the accreting neutron star is several ten percent of the speed of light, even $10^{-3} M_{\odot}$ of these polar ejecta could carry an energy of up to $\sim 10^{50} \text{ erg}$, scaling linearly with the ejected mass. This value is far sufficient to explain the energy that has been estimated for jet-like structures seen in nearby supernova remnants, for example the high-velocity, wide-angle NE and SW features seen in Cassiopeia A (e.g., Fesen & Milisavljevic 2016), the faint protrusion or “chim-

ney” that extends out from the northern rim of the visible Crab Nebula (which is often called northern ejecta “jet”; e.g. Gull & Fesen 1982; Blandford et al. 1983; Davidson & Fesen 1985; Fesen & Staker 1993; Black & Fesen 2015), and, if these structures are indeed connected to flows originating from the explosion center, also some ear-like extensions that have been interpreted into images of various supernova remnants (Bear et al. 2017; Bear & Soker 2018a; perhaps even in SN 1987A, Soker 2021). All of these features might possibly be relics of collimated post-explosion outflows linked to the formation of fallback disks around the new-born neutron stars.

It is interesting to note that the northern funnel of Crab as well as the Cas A NE and SW jets are seen nearly perpendicular to the observationally inferred direction of the neutron star’s kick motion. Moreover, spin and kick of the Crab pulsar are visibly aligned and thus both have an orientation that is nearly orthogonal to the northern funnel. (Nothing is known about the rotation of the compact object in Cas A). These geometries therefore seem to be in conflict with our proposed fallback scenario for spin-kick alignment, which is a fact that deserves a comment. The conflict, however, is only apparent.

In our scenario the spin-kick alignment is likely to be a consequence of the latest fallback, which is associated with the highest specific angular momentum of the fallback material (see Figure 2) and the largest displacement of the kicked neutron star from the COE. Both determine the vorticity of the matter that is selectively accreted from the forward direction of the neutron star’s motion. Earlier fallback, in particular at times when the neutron star has not yet moved away from the COE by any relevant distance, is instead expected to produce spins that are randomly oriented and thus preferentially perpendicular to the kick direction (see Figure 3). Therefore, in our proposed scenario, a near-orthogonality of jet axis and neutron star kick vector points to a possible origin of the jet from an early fallback episode, which formed a transient neutron star disk whose rotation axis had a large angle relative to the neutron star’s kick vector. The effect of this accretion phase on the neutron star’s spin was then overruled by later fallback, which enforced spin-kick alignment because of its high angular momentum.¹⁶

Such an interpretation is supported by the relatively large estimates of mass ($\sim 0.1 M_{\odot}$) and kinetic energy ($\sim 10^{50}$ erg) in the NE jet and SW counterjet (Fesen & Milisavljevic

2016), which show strong emission from Si, S, Ar, and Ca, i.e., from chemical elements that stem from the inner layers of the progenitor’s metal core but not from the innermost supernova ejecta, which would be rich of iron-group elements formed in the first second(s) of the explosion. The fact that intermediate-mass elements are found in the jets suggests that this material has not originated from the immediate vicinity of the neutron star, where it would have been heated to nuclear statistical equilibrium (NSE) and dissolved into free nucleons and alpha particles. During the re-ejection and expansion cooling these nucleons and alpha particles would have reassembled into iron-group material associated with some remaining helium. Instead, fallback of matter from the star’s silicon and oxygen layers and subsequent outflow from an accretion disk without extreme heating to NSE temperatures may offer a plausible possibility. The assumption that the material never got very close to the neutron star during infall and re-ejection is also compatible with the combination of fairly high mass and relatively low energy, i.e., an energy-to-mass ratio that is ~ 100 times lower than the numbers estimated above for matter escaping the surface gravity of the neutron star. Similarly, the “chimney” of the Crab Nebula is observed in emission lines of oxygen. This also reflects the chemical composition of the progenitor’s core well exterior to the mass cut of the explosion. But it does not agree with the chemical fingerprints that are characteristic of material that has been nucleosynthesized in the hottest neutrino-heated and shock-heated layers that have received the energy input from the mechanism driving the supernova blast.

Besides these features of the Crab and Cas A remnants, which might be relics of collimated outflows from a post-explosion phase of disk accretion by the neutron star, there are no direct observational hints for fallback disks around neutron stars. Nevertheless, such disks have been proposed as possible central engines of peculiar and rare supernovae, e.g. of super-luminous events in the case of significant accretion power (Dexter & Kasen 2013). Moreover, a number of pulsars and magnetars have been announced to possess planets or circumstellar disks, and “ears” and asymmetric structures in a larger sample of supernova remnants including SN 1987A have been interpreted as relics of jet-like outflows (Bear et al. 2017; Bear & Soker 2018a).

Finally, we remark that the incomplete capture of fallback matter and inefficient disk accretion by the neutron star as expected in our scenario suggest that considerable amounts ($\sim 10^{-4} M_{\odot}$ to up to $\sim 0.1 M_{\odot}$) of unaccreted fallback material may be present in the central volume of supernovae. This low-velocity, low-density gas should be rich of chemical elements that are present in the progenitor core (Si, Mg, Ne, O) and possibly also some nuclear species that are created in the alpha-rich freeze-out of neutrino-heated matter (e.g., helium) and by explosive nucleosynthesis (iron-group

¹⁶ The small mass of the late fallback and of a possibly re-ejected fraction of it would, however, not be energetic enough to produce strong post-explosion jets. This would then be compatible with the lack of jet-kick alignment inferred from the interpretation of morphological features in Cas A and 11 other core-collapse supernova remnants with known directions of the neutron star kicks (Bear & Soker 2018b).

and intermediate-mass elements), but that later on do not get swept out in the ejecta.

5.5. Implications for black hole formation

The proposed scenario of spin-kick alignment by fallback is mostly relevant for neutron star formation, but there are some aspects that deserve consideration also for stellar core-collapse events that lead to the formation of black holes.

Kicking a black hole requires some anisotropic mass or energy loss from the collapsing star, and this may happen efficiently only through neutrinos or mass ejection accompanying the formation of the black hole, or possibly through gravitational waves if very rapid rotation and triaxial deformation play a role during stellar core collapse.

Asymmetric mass ejection may yield sizable black-hole kicks in potential fallback supernovae (Janka 2013), i.e., in cases where the energy release by the explosion mechanism is able to unbind only a fraction of the dying star, while the rest falls back onto the transiently existing neutron star, pushing its mass beyond the black hole formation limit. This hydrodynamic kick mechanism is the counterpart of the gravitational-tug boat mechanism for neutron star kicks discussed in our paper. But in order to work for black holes, it requires that the fallback is not too massive, because otherwise the explosion asymmetries created by the mechanism will be swallowed by the black hole instead of being carried away by ejected mass (Chan et al. 2020). Black hole kicks of the same magnitude as neutron star kicks, i.e. with typical velocities of several 100 km s^{-1} (as discussed by Janka 2013), might therefore only be possible for small black holes that form through moderate fallback and thus possess masses of a few solar masses but not tens of solar masses. Yet, the picture drawn by existing 3D simulations is still inconclusive.

It is presently unclear whether collapsing stellar cores can rotate sufficiently rapidly so that triaxiality or fragmentation (e.g., Rampp et al. 1998; Imshennik 1995; Imshennik & Ryazhskaya 2004; Imshennik 2010; Fedrow et al. 2017) can play a role to produce powerful gravitational-wave emission. If realistic, anisotropic radiation of gravitational waves might cause considerable recoil kicks (e.g., Pietilä et al. 1995; Campanelli et al. 2007b,a, and references therein) of such highly deformed, transiently stable neutron stars on their way to the final gravitational instability for black hole formation. However, because of linear momentum conservation, the initial kick velocity would be reduced subsequently when the rest of the collapsing star is added to the mass of the newly formed black hole.

Asymmetric radiation of neutrinos has been found recently in 3D models as a consequence of a dipolar convection mode that develops inside of the hot proto-neutron star (see, e.g., Tamborra et al. 2014a,b; Janka et al. 2016; Glas et al. 2019; Powell & Müller 2019; O’Connor & Couch 2018; Nagakura

et al. 2021). Anisotropic neutrino emission can also be a consequence of highly aspherical accretion onto the neutron star. In this case the dominant effect may not be asymmetric neutrino emission, but instead asymmetric absorption of neutrinos leaving the neutrinosphere more isotropically (Bollig et al. 2021). If the absorbing matter is accreted by the compact remnant instead of being ejected, the anisotropic neutrino absorption also exerts a recoil kick on the compact object. However, the magnitude of such neutrino-induced kicks is relatively small, ranging from a few 10 km s^{-1} for neutron stars from low-mass iron-core progenitors (Stockinger et al. 2020) to $\sim 100 \text{ km s}^{-1}$ for neutron stars from high-mass progenitors (Bollig et al. 2021). In both cases these kicks are usually dwarfed by the hydrodynamic kicks.¹⁷

In black hole forming core-collapse events, the terminal neutrino-induced kicks are unlikely to be larger than a few km s^{-1} , maybe at most of order 10 km s^{-1} (N. Rahman et al., in preparation). However, for transient periods of many seconds, the new-born and still accreting black holes can attain kicks of several 10 km s^{-1} up to even more than 100 km s^{-1} due to anisotropic neutrino losses. The values of such kicks and their evolution with time depend on several factors. On the one hand, the convective dipole in the temporarily existing neutron star affects the neutrino emission only with an attenuated strength, because a massive, convectively stable accretion mantle grows quickly around the convective shell. The basically spherical accretion mantle dominates the neutrino emission and reduces the diffusive neutrino flux that transports neutrinos from the convective layer to the neutron star surface (Walk et al. 2020). On the other hand, Rahman et al. (in preparation) found that in very massive stars considerable neutrino emission asymmetries can be produced by initial ejecta that fall back *after black hole formation* with high rates and extremely anisotropically. The thus attained neutrino-induced kick velocity, however, decreases with time when the black hole accretes more and more fallback matter, and the final kick velocity is diminished by the large mass of the compact remnant when it has swallowed the entire star or a major fraction of it. Nevertheless, due to its transiently considerable velocity, the black hole can get displaced from the COE (or, in this case more precisely, from the center of mass of its progenitor star).

¹⁷ The only exceptions where neutrino-induced kicks yield dominant (or sizable) contributions to the neutron star kicks are electron-capture supernovae (ECSNe) and low-mass iron-core-collapse supernovae (CCSNe) with steep density declines outside of their degenerate cores. Since these have low explosion energies, no relevant accretion by the new-born neutron star, small masses of neutrino-heated matter, and weakly asymmetric, very rapidly expanding inner ejecta, their hydrodynamic kicks are only a few km s^{-1} for ECSNe (Gessner & Janka 2018) and some 10 km s^{-1} for low-mass Fe-CCSNe (Stockinger et al. 2020; Müller et al. 2018).

If the black hole has a small natal kick velocity and stays close to the COE, fallback accretion in nonrotating progenitors should result in spins that are randomly distributed relative to the kick directions, with a statistical preference for orientations that are nearly perpendicular. This is in line with recent results of [Chan et al. \(2020\)](#) (see also [Antoni & Quataert 2021](#)). In progenitors with rotation fast enough to dominate the angular momentum in the collapsing star and fallback matter, the black hole spin and its direction will be determined by the angular momentum inherited from the progenitor's rotation. Spin and (low-velocity) kick can be aligned if linear momentum is lost (through anisotropic neutrino and gravitational-wave emission or asymmetric mass ejection, e.g. in jets) along a rotation-associated axis of global deformation.

Fallback supernovae with considerable mass ejection are special cases, because the just-formed black hole can acquire a significant hydrodynamic kick and an additional neutrino-induced kick and can move out of the COE. As mentioned above, sizable kicks can be obtained only by black holes with relatively low mass compared to their progenitors, because the amount of fallback is constrained by the requirement that asymmetries created by the explosion mechanism should be ejected instead of being swallowed by the black hole with the fallback matter ([Chan et al. 2020](#)). In such cases the angular momentum of the black hole will be mainly determined by the latest fallback. The situation is therefore similar to the discussed conditions for new-born neutron stars, where the kick is received earlier and the spin is subsequently set by fallback accretion. Also in such black hole formation cases we therefore expect a possible correlation of natal spin and kick directions with the tendency towards alignment of their axes. As for neutron stars, this effect can result from vorticity associated with the fallback matter that is preferentially captured from the forward direction of the black hole's motion, whereas fallback accretion in the wake of the black hole would be less efficient. Because the kick direction of the black hole is random as a consequence of the stochasticity of mass-ejection asymmetries, this would imply the possibility of tossing the spin axis of the black hole during its formation, thus changing it relative to the progenitor's rotation axis. As in the case of neutron stars, such an effect would be viable provided the progenitor rotation is not too fast, i.e., the specific angular momentum associated with tangential vortex flows dominates the specific angular momentum of the stellar rotation. Otherwise, stellar rotation will counteract any spin-kick alignment of the black hole, unless the progenitor rotates so rapidly that mass ejection as well as a natal kick of the compact remnant develop preferentially along the angular momentum axis of the dying star.

Again, none of the described spin-kick dependencies connected to the remnant's kick motion can be found in results of

current 3D hydrodynamic models (see [Chan et al. 2020](#)), because these simulations keep the compact remnant attached to the center of the computational grid, which coincides with the COE and the center of mass of the progenitor.

6. SUMMARY AND CONCLUSIONS

We reviewed the results of a large set of 3D supernova simulations of BSG and RSG progenitors that were presented here and in other recent publications (Section 3). These simulations followed the blast-wave evolution from the onset of the explosion to late times, partly up to several days, in order to include also the fallback of stellar matter that does not get unbound during the explosion. They demonstrate that anisotropic, long-time and late-time fallback can be associated with large amounts of angular momentum even in nonrotating progenitors and even if the fallback mass is small. The exact fate of this fallback material is undetermined by the simulations, which could not resolve the neutron star and its immediate surroundings over such long evolution periods because of the huge disparity of the relevant length and time scales. But even if only a fraction of this material gets accreted onto the neutron star, it is likely to govern the birth spin of the compact remnant. While the neutron star obtains its natal kick on a time scale of several seconds through asymmetric mass ejection and (usually to a smaller extent) through anisotropic neutrino emission, it can take hundreds to thousands of seconds or longer before the spin of the neutron star is ultimately determined.

In this scenario the kick and spin-up mechanisms are therefore based on different physical processes, and the kick is transferred to the neutron star long before its spin is set. This is in conflict with traditional thinking that has guided a variety of ideas (e.g., [Spruit & Phinney 1998](#); [Lai et al. 2001](#); [Wang et al. 2006](#); [Ng & Romani 2007](#)) to explain the measured pulsar spins and kicks and, especially, a possible spin-kick alignment or anti-alignment concluded from pulsar observations (e.g., [Johnston et al. 2005, 2007](#); [Wang et al. 2006](#); [Ng & Romani 2007](#); [Noutsos et al. 2012, 2013](#), see Section 2). All of these explanations resort to the canonical assumptions that the neutron star either inherits its angular momentum from the rotating progenitor core or that it obtains spin and kick simultaneously via the same process. Proposed examples of such processes are anisotropic neutrino emission caused by ultra-strong magnetic dipole fields in rapidly spinning proto-neutron stars, or rotational averaging of off-center impacts by accretion downflows or hot-spot emission of neutrinos. However, none of these proposed explanations is fully convincing in view of our present understanding of progenitor and supernova conditions. In particular, rapid rotation and very strong magnetic dipole fields are not believed to be ubiquitous in new-born neutron stars, stochastic thrusts by anisotropic neutrino emission are much too weak, and accre-

tion has not been found to produce any directional correlations of neutron star spins and kicks in current 3D supernova models.

Giving up the canonical assumptions about the origins of pulsar spins and kicks also enforces a rethinking of possible scenarios for spin-kick alignment. At first glance, the decoupling of neutron star kick and spin mechanisms in hydrodynamic long-time explosion simulations appears to be unfavorable for a possible correlation of the spin and kick directions. Indeed, the 3D models presented here and in the recent literature (Chan et al. 2020; Powell & Müller 2020; Stockinger et al. 2020; Bollig et al. 2021) display an effectively uniform distribution of the relative orientations of spin and kick vectors. This holds true for the situation right after shock revival as well as later after fallback, at both epochs with no tendency of alignment or anti-alignment (Figure 3).

However, these supernova models disregard the effect that the neutron star should move because of its natal kick and therefore, as time goes on, should develop a growing displacement D_{NS} from the COE. Instead, the numerical models treat the neutron star as pinned to the center of the computational grid. At late times, when fallback can carry huge amounts of angular momentum, the neutron star’s drift away from the COE can become comparable to the accretion radius of the remnant. Therefore it must be expected that the movement of the neutron star can alter its ability to capture and accrete fallback matter.

We argued (in Section 4.1) that the neutron star should capture fallback material from a roughly spherical volume with accretion radius R_{acc} and that the center of this volume is shifted into the hemisphere towards which the neutron star is moving. Since the fallback mainly affects matter accumulated in a dense shell behind the supernova shock during phases of shock deceleration (whereas a low-density “bubble” fills the central volume), the neutron star will predominantly accrete from a sector of this shell that lies in the direction of the neutron star’s kick velocity. For $D_{\text{NS}} \sim R_{\text{acc}}$ up to about a quarter of the shell (encompassing a solid angle $\Delta\Omega_w \sim \pi$) is included in the accretion volume.

The situation is thus characterized by a pronounced asymmetry of the accretion geometry with respect to the COE, and this has interesting implications for the possibility of spin-kick alignment. Accordingly, in Section 4.2.2, we proposed a new scenario to explain the observationally suggested spin-kick alignment or anti-alignment on grounds of our revised picture of the processes that determine kicks and spins of neutron stars. It is based on the insight that the matter ejected during the supernova blast carries vorticity that was either created by nonradial hydrodynamic instabilities (SASI, convective overturn) at the onset of the explosion or is the relict of turbulent convection during the late shell-burning phases prior to stellar core collapse. With the supernova debris ap-

proaching a (nearly) homologous state of expansion, the tangential flows connected to this vorticity should become dominant in the ejecta and thus in fallback matter.

Capturing fallback material predominantly from the direction of the neutron star’s motion therefore implies that angular momentum is mainly associated with tangential vortex motions in this gas. The dominant angular momentum component of matter in the capture volume of the neutron star should therefore have a small angle relative to the line defined by the neutron star’s velocity vector. Relying on the leading role of the fallback for setting the neutron star spin, this means that the neutron star accreting from the fallback material should develop a dominant angular momentum component aligned or anti-aligned with its kick. We considered the envisioned geometry of such vortex flows under simplified and highly idealized conditions and estimated that relative angles between spin and kick axes of 30° or less can be expected if $D_{\text{NS}} \sim R_{\text{acc}}$. The kick-induced displacement of the neutron star from the center of the explosion plays a crucial role for the possibility of spin-kick alignment or anti-alignment in this scenario. If the neutron star receives a small natal kick and stays close to the COE, it will accrete fallback from all directions. In such cases there is no reason to expect any systematics in the relative orientations of the neutron star’s spin and kick vectors, in agreement with the findings in our 3D supernova simulations, where the compact remnant is fixed at the center of computational polar grid.

Finally, in Section 5 we discussed a variety of implications that follow from our proposed new fallback scenario for spin-kick alignment or anti-alignment. These include:

- Spin-kick alignment should not be common for neutron stars that receive small kicks and stay close to the COE. Vice versa, the tendency for spin-kick alignment should be more distinctive for neutron stars with high kick velocities, though a loose but not strict correlation is likely. The reason for these expected dependencies is that later fallback is more strongly affected by the neutron star’s kick drift out of the COE, because its displacement D_{NS} grows with time. Small angles between the spin and kick axes could be common, but there is no reason to expect a strict alignment. Alignment or anti-alignment are possible and similarly probable.
- The second-born objects in binary neutron stars offer particularly interesting test cases of our fallback scenario for spin-kick alignment, because the orbital eccentricity can provide evidence of a significant natal kick. In such cases the neutron star’s kick direction is roughly correlated with its spin direction and should also be compatible with the orbital parameters of the binary systems.

- Spin-kick alignment in the new scenario is *not* linked to the pre-collapse rotation of the progenitor, and the kick and spin directions of the neutron star are not connected to the stellar rotation axis. Observed neutron stars with spin-kick alignment do not require pre-kick spins. In contrast, stellar rotation, if sufficiently rapid, could *inhibit* spin-kick alignment. This means that observationally established spin-kick alignment would provide considerable support of slow core rotation in collapsing stars, i.e., the specific angular momentum associated with stellar rotation is dwarfed by the angular momentum associated with vortex flows.
- It is expected that not all of the fallback matter is captured in the accretion volume of the compact remnant, and because of the large angular momentum of the captured matter, fallback disks should be quite common. It is also likely that not all of the disk mass is accreted. Magnetic field amplification in the disks might produce collimated post-explosion outflows and jets along the disk’s rotation axis. These outflows might explain jet-like features seen in gaseous supernova remnants including Crab and Cas A. The orientation of these structures with large inclination angle relative to the neutron star’s spin direction suggests that they are connected to an early episode of accretion but not to the late accretion phase that determined the spin of the compact remnant. Because not all of the fallback matter ends up on the accretor, considerable amounts (several $10^{-4} M_{\odot}$ up to some $10^{-1} M_{\odot}$) of unaccreted, low-velocity, low-density matter containing iron and intermediate-mass elements as well as Si and O, may fill the central volume of supernovae.
- Black holes, in particular low-mass ones that are born in fallback supernovae, may receive natal kicks of similar magnitude as neutron stars (Janka 2013; Chan et al. 2020). Since also in this case the black hole drifts away from the COE and its spin is determined by later fallback, the same proposed mechanism of spin-kick alignment by fallback applies for these black holes. Unless the progenitor rotates rapidly, this process will produce a torque that is sufficiently strong to toss the spin axis of the black hole away from the progenitor’s rotation axis, because the kick direction should possess a random orientation.

In a follow-up paper we plan to present a detailed and critical assessment of the currently available observational data on pulsar velocities and spin directions. This will allow us to revisit the implied neutron star kicks and their spin alignment and to test the predictions of our proposed fallback scenario, using both isolated and binary pulsars.

Theoretical consolidation and a quantitative investigation will require a new generation of long-time 3D supernova simulations that are capable of tracking the neutron star’s kick motion and that will follow the entire evolution of the fallback over periods of many hours to days.¹⁸ A large sample of such 3D explosion models for different progenitors, with and without stellar rotation, will be needed to predict the statistical distribution of natal spin and kick directions of neutron stars by theoretical work. These models should also include asymmetries associated with convective shell burning prior to core collapse, which demand 3D simulations for the latest stages of the pre-collapse evolution (see Arnett & Meakin 2011; Couch et al. 2015; Müller et al. 2016; Yadav et al. 2020; Yoshida et al. 2019, 2021). Because convective mass motions are associated with appreciable amounts of angular momentum (Gilkis & Soker 2014, 2016), convection is an important source of vorticity in the infalling matter during the phase when the supernova explosion is launched (see Müller et al. 2017; Bollig et al. 2021). Therefore it is also likely to determine the vorticity in the material that falls back to the neutron star at later times. All of the 3D simulations discussed in Section 3, however, are based on 1D progenitor data and thus do not account for the corresponding effects. This shortcoming severely limits the information that our existing set of simulations can provide in the context of the envisioned scenario. Conclusive answers demand explosion models that are based on the more realistic 3D structure of the progenitor stars.

Besides full-scale 3D simulations, also studies of the evolution of vorticity in expanding supernova ejecta, similar to those of recent investigations of convective vortices in collapsing stars by Abdikamalov & Foglizzo (2020) and Abdikamalov et al. (2021), can be relevant. They might provide a better understanding whether the fundamental assumptions of our fallback scenario for spin-kick alignment are justified, namely our consideration of vortex motions with velocities that are tangential to the quasi-homologous radial flow and that dominate the vorticity in the ejecta and in the material ultimately falling back. This is a radically simplified picture that demands validation by future work. Does the structure of the ejecta get close to the assumed conditions before they are swept inward again? What is the detailed effect of the reverse shock, which, if nonspherical or hitting density inhomogeneities in the ejecta, will instigate radial vortex motions? How much net angular momentum is connected to this vorticity, and does it remain subdominant compared to

¹⁸ First steps in this direction with detailed Boltzmann neutrino transport have recently been taken by Nagakura et al. (2019). Simulations, however, have been feasible so far only in two spatial dimensions and for short evolution periods of a few 100 ms after core bounce, terminated still before an explosion could develop.

the radial component connected to tangential vortex flows? It is clear that many questions concerning the complex hydrodynamics in supernovae remain to be answered before the scenario sketched in our paper can be considered as solid.

Also the accretion of high-angular-momentum fallback material by the neutron star requires closer investigation. Which fraction of the fallback matter is ultimately captured and accreted by the neutron star? How and on which time scale is the associated angular momentum added into the neutron star and redistributed in its interior? Under which conditions do accretion disks form? What is the efficiency of neutron star accretion from the disk? Which fraction of the disk matter gets re-ejected, possibly in collimated outflows or jets? What is the influence of magnetic fields on the accretion process and the formation of outflows? How much energy is released by the outflows and what are possibly observable or not observable consequences? A rich spectrum of questions thus demands 3D hydrodynamic and magneto-hydrodynamic studies that cover the long-time evolution of supernova ex-

plosions through the sequence of fallback phases and that offer the resolution in space and time to follow the mass infall towards and onto the neutron star.

ACKNOWLEDGMENTS

Data of pre-collapse single-star RSG and BSG models from Marco Limongi, Ken'ichi Nomoto, and Stan Woosley, and of binary-merger BSG models from Athira Menon and Alexander Heger are acknowledged. HTJ is grateful to Naveen Yadav for useful comments on the manuscript and for the graphics of Figure 8, to Bernhard Müller for comments after the arXiv posting, to Ankan Sur and Hiroki Nagakura for pointing out their works on gravitational wave emission associated with fallback and on neutrino-induced neutron star kicks, respectively, to Noam Soker for information exchange about fallback disks, and to Thomas Tauris for stimulating discussions about black hole kicks. The authors also thank an anonymous referee for constructive and valuable comments that helped us to improve the presentation.

REFERENCES

- Abdikamalov, E., & Foglizzo, T. 2020, *MNRAS*, 493, 3496, doi: [10.1093/mnras/staa533](https://doi.org/10.1093/mnras/staa533)
- Abdikamalov, E., Foglizzo, T., & Mukazhanov, O. 2021, *MNRAS*, 503, 3617, doi: [10.1093/mnras/stab715](https://doi.org/10.1093/mnras/stab715)
- Anderson, B., & Lyne, A. G. 1983, *Nature*, 303, 597, doi: [10.1038/303597a0](https://doi.org/10.1038/303597a0)
- Antoni, A., & Quataert, E. 2021, arXiv e-prints, arXiv:2107.09068. <https://arxiv.org/abs/2107.09068>
- Arnett, D., Fryxell, B., & Müller, E. 1989, *ApJL*, 341, L63, doi: [10.1086/185458](https://doi.org/10.1086/185458)
- Arnett, W. D., & Meakin, C. 2011, *ApJ*, 733, 78, doi: [10.1088/0004-637X/733/2/78](https://doi.org/10.1088/0004-637X/733/2/78)
- Arras, P., & Lai, D. 1999a, *ApJ*, 519, 745, doi: [10.1086/307407](https://doi.org/10.1086/307407)
- . 1999b, *PhRvD*, 60, 043001, doi: [10.1103/PhysRevD.60.043001](https://doi.org/10.1103/PhysRevD.60.043001)
- Arzoumanian, Z., Chernoff, D. F., & Cordes, J. M. 2002, *ApJ*, 568, 289, doi: [10.1086/338805](https://doi.org/10.1086/338805)
- Bandiera, R. 1984, *A&A*, 139, 368
- Bear, E., Grichener, A., & Soker, N. 2017, *MNRAS*, 472, 1770, doi: [10.1093/mnras/stx2125](https://doi.org/10.1093/mnras/stx2125)
- Bear, E., & Soker, N. 2018a, *MNRAS*, 478, 682, doi: [10.1093/mnras/sty1053](https://doi.org/10.1093/mnras/sty1053)
- . 2018b, *ApJ*, 855, 82, doi: [10.3847/1538-4357/aaad07](https://doi.org/10.3847/1538-4357/aaad07)
- Benz, W., & Thielemann, F.-K. 1990, *ApJL*, 348, L17, doi: [10.1086/185620](https://doi.org/10.1086/185620)
- Bisnovaty-Kogan, G. S. 1993, *Astronomical and Astrophysical Transactions*, 3, 287, doi: [10.1080/10556799308230566](https://doi.org/10.1080/10556799308230566)
- Bisnovaty-Kogan, G. S. 1996, in *American Institute of Physics Conference Series*, Vol. 366, *High Velocity Neutron Stars*, ed. R. E. Rothschild & R. E. Lingenfelter (La Jolla, CA, USA: AIP (1996)), 38–42, doi: [10.1063/1.50262](https://doi.org/10.1063/1.50262)
- Black, C. S., & Fesen, R. A. 2015, *MNRAS*, 447, 2540, doi: [10.1093/mnras/stu2641](https://doi.org/10.1093/mnras/stu2641)
- Blandford, R. D., Kennel, C. F., McKee, C. F., & Ostriker, J. P. 1983, *Nature*, 301, 586, doi: [10.1038/301586a0](https://doi.org/10.1038/301586a0)
- Blondin, J. M., & Mezzacappa, A. 2007, *Nature*, 445, 58, doi: [10.1038/nature05428](https://doi.org/10.1038/nature05428)
- Blondin, J. M., Mezzacappa, A., & DeMarino, C. 2003, *ApJ*, 584, 971, doi: [10.1086/345812](https://doi.org/10.1086/345812)
- Bollig, R., Yadav, N., Kresse, D., et al. 2021, *ApJ*, 915, 28, doi: [10.3847/1538-4357/abf82e](https://doi.org/10.3847/1538-4357/abf82e)
- Burrows, A., Hayes, J., & Fryxell, B. A. 1995, *ApJ*, 450, 830, doi: [10.1086/176188](https://doi.org/10.1086/176188)
- Burrows, A., Radice, D., Vartanyan, D., et al. 2020, *MNRAS*, 491, 2715, doi: [10.1093/mnras/stz3223](https://doi.org/10.1093/mnras/stz3223)
- Campanelli, M., Lousto, C., Zlochower, Y., & Merritt, D. 2007a, *ApJL*, 659, L5, doi: [10.1086/516712](https://doi.org/10.1086/516712)
- Campanelli, M., Lousto, C. O., Zlochower, Y., & Merritt, D. 2007b, *PhRvL*, 98, 231102, doi: [10.1103/PhysRevLett.98.231102](https://doi.org/10.1103/PhysRevLett.98.231102)
- Chan, C., Müller, B., & Heger, A. 2020, *MNRAS*, 495, 3751, doi: [10.1093/mnras/staa1431](https://doi.org/10.1093/mnras/staa1431)
- Chan, C., Müller, B., Heger, A., Pakmor, R., & Springel, V. 2018, *ApJL*, 852, L19, doi: [10.3847/2041-8213/aaa28c](https://doi.org/10.3847/2041-8213/aaa28c)

- Chatterjee, S., Brisken, W. F., Vlemmings, W. H. T., et al. 2009, *ApJ*, 698, 250, doi: [10.1088/0004-637X/698/1/250](https://doi.org/10.1088/0004-637X/698/1/250)
- Chevalier, R. A. 1989, *ApJ*, 346, 847, doi: [10.1086/168066](https://doi.org/10.1086/168066)
- . 1995, *SSRv*, 74, 289, doi: [10.1007/BF00751415](https://doi.org/10.1007/BF00751415)
- . 2005, *ApJ*, 619, 839, doi: [10.1086/426584](https://doi.org/10.1086/426584)
- Chevalier, R. A., & Klein, R. I. 1978, *ApJ*, 219, 994, doi: [10.1086/155864](https://doi.org/10.1086/155864)
- Colgate, S. A. 1971, *ApJ*, 163, 221, doi: [10.1086/150760](https://doi.org/10.1086/150760)
- Cordes, J. M., & Chernoff, D. F. 1998, *ApJ*, 505, 315, doi: [10.1086/306138](https://doi.org/10.1086/306138)
- Cordes, J. M., & Lazio, T. J. W. 2002, arXiv e-prints, astro. <https://arxiv.org/abs/astro-ph/0207156>
- Couch, S. M., Chatzopoulos, E., Arnett, W. D., & Timmes, F. X. 2015, *ApJL*, 808, L21, doi: [10.1088/2041-8205/808/1/L21](https://doi.org/10.1088/2041-8205/808/1/L21)
- Davidson, K., & Fesen, R. A. 1985, *ARA&A*, 23, 119, doi: [10.1146/annurev.aa.23.090185.001003](https://doi.org/10.1146/annurev.aa.23.090185.001003)
- Deller, A. T., Goss, W. M., Brisken, W. F., et al. 2019, *ApJ*, 875, 100, doi: [10.3847/1538-4357/ab11c7](https://doi.org/10.3847/1538-4357/ab11c7)
- Dexter, J., & Kasen, D. 2013, *ApJ*, 772, 30, doi: [10.1088/0004-637X/772/1/30](https://doi.org/10.1088/0004-637X/772/1/30)
- Dingel, B., Neuhäuser, R., Yerli, S. K., et al. 2015, *MNRAS*, 448, 3196, doi: [10.1093/mnras/stv124](https://doi.org/10.1093/mnras/stv124)
- Eggenberger, P., den Hartogh, J. W., Buldgen, G., et al. 2019, *A&A*, 631, L6, doi: [10.1051/0004-6361/201936348](https://doi.org/10.1051/0004-6361/201936348)
- Ertl, T., Ugliano, M., Janka, H.-T., Marek, A., & Arcones, A. 2016, *ApJ*, 821, 69, doi: [10.3847/0004-637X/821/1/69](https://doi.org/10.3847/0004-637X/821/1/69)
- Ertl, T., Woosley, S. E., Sukhbold, T., & Janka, H. T. 2020, *ApJ*, 890, 51, doi: [10.3847/1538-4357/ab6458](https://doi.org/10.3847/1538-4357/ab6458)
- Farzan, Y., Gelmini, G., & Kusenko, A. 2005, *Physics Letters B*, 621, 22, doi: [10.1016/j.physletb.2005.06.060](https://doi.org/10.1016/j.physletb.2005.06.060)
- Fedrow, J. M., Ott, C. D., Spherhake, U., et al. 2017, *PhRvL*, 119, 171103, doi: [10.1103/PhysRevLett.119.171103](https://doi.org/10.1103/PhysRevLett.119.171103)
- Fernández, R. 2010, *ApJ*, 725, 1563, doi: [10.1088/0004-637X/725/2/1563](https://doi.org/10.1088/0004-637X/725/2/1563)
- Fesen, R. A., & Milisavljevic, D. 2016, *ApJ*, 818, 17, doi: [10.3847/0004-637X/818/1/17](https://doi.org/10.3847/0004-637X/818/1/17)
- Fesen, R. A., & Staker, B. 1993, *MNRAS*, 263, 69, doi: [10.1093/mnras/263.1.69](https://doi.org/10.1093/mnras/263.1.69)
- Frank, J., King, A., & Raine, D. J. 2002, *Accretion Power in Astrophysics: Third Edition* (Cambridge, UK: Cambridge University Press (2002))
- Fryer, C. L. 2006, *NewAR*, 50, 492, doi: [10.1016/j.newar.2006.06.052](https://doi.org/10.1016/j.newar.2006.06.052)
- Fryer, C. L., Herwig, F., Hungerford, A., & Timmes, F. X. 2006, *ApJL*, 646, L131, doi: [10.1086/507071](https://doi.org/10.1086/507071)
- Fryxell, B., Müller, E., & Arnett, D. 1991, *ApJ*, 367, 619, doi: [10.1086/169657](https://doi.org/10.1086/169657)
- Fuller, G. M., Kusenko, A., Mocoiu, I., & Pascoli, S. 2003, *PhRvD*, 68, 103002, doi: [10.1103/PhysRevD.68.103002](https://doi.org/10.1103/PhysRevD.68.103002)
- Fuller, J., Cantiello, M., Lecoanet, D., & Quataert, E. 2015, *ApJ*, 810, 101, doi: [10.1088/0004-637X/810/2/101](https://doi.org/10.1088/0004-637X/810/2/101)
- Fuller, J., Lecoanet, D., Cantiello, M., & Brown, B. 2014, *ApJ*, 796, 17, doi: [10.1088/0004-637X/796/1/17](https://doi.org/10.1088/0004-637X/796/1/17)
- Fuller, J., Piro, A. L., & Jermyn, A. S. 2019, *MNRAS*, 485, 3661, doi: [10.1093/mnras/stz514](https://doi.org/10.1093/mnras/stz514)
- Gessner, A., & Janka, H.-T. 2018, *ApJ*, 865, 61, doi: [10.3847/1538-4357/aadbae](https://doi.org/10.3847/1538-4357/aadbae)
- Gilkis, A., & Soker, N. 2014, *MNRAS*, 439, 4011, doi: [10.1093/mnras/stu257](https://doi.org/10.1093/mnras/stu257)
- . 2015, *ApJ*, 806, 28, doi: [10.1088/0004-637X/806/1/28](https://doi.org/10.1088/0004-637X/806/1/28)
- . 2016, *ApJ*, 827, 40, doi: [10.3847/0004-637X/827/1/40](https://doi.org/10.3847/0004-637X/827/1/40)
- Glas, R., Janka, H. T., Melson, T., Stockinger, G., & Just, O. 2019, *ApJ*, 881, 36, doi: [10.3847/1538-4357/ab275c](https://doi.org/10.3847/1538-4357/ab275c)
- Guilet, J., & Fernández, R. 2014, *MNRAS*, 441, 2782, doi: [10.1093/mnras/stu718](https://doi.org/10.1093/mnras/stu718)
- Gull, T. R., & Fesen, R. A. 1982, *ApJL*, 260, L75, doi: [10.1086/183873](https://doi.org/10.1086/183873)
- Gunn, J. E., & Ostriker, J. P. 1970, *ApJ*, 160, 979, doi: [10.1086/150487](https://doi.org/10.1086/150487)
- Guo, Y. J., Freire, P. C. C., Guillemot, L., et al. 2021, *A&A*, 654, A16, doi: [10.1051/0004-6361/202141450](https://doi.org/10.1051/0004-6361/202141450)
- Hachisu, I., Matsuda, T., Nomoto, K., & Shigeyama, T. 1990, *ApJL*, 358, L57, doi: [10.1086/185779](https://doi.org/10.1086/185779)
- Harrison, E. R., & Tademaru, E. 1975, *ApJ*, 201, 447, doi: [10.1086/153907](https://doi.org/10.1086/153907)
- Heger, A., Woosley, S. E., & Spruit, H. C. 2005, *ApJ*, 626, 350, doi: [10.1086/429868](https://doi.org/10.1086/429868)
- Herant, M., Benz, W., Hix, W. R., Fryer, C. L., & Colgate, S. A. 1994, *ApJ*, 435, 339, doi: [10.1086/174817](https://doi.org/10.1086/174817)
- Hobbs, G., Lorimer, D. R., Lyne, A. G., & Kramer, M. 2005, *MNRAS*, 360, 974, doi: [10.1111/j.1365-2966.2005.09087.x](https://doi.org/10.1111/j.1365-2966.2005.09087.x)
- Horowitz, C. J., & Li, G. 1998, *PhRvL*, 80, 3694, doi: [10.1103/PhysRevLett.80.3694](https://doi.org/10.1103/PhysRevLett.80.3694)
- Houck, J. C., & Chevalier, R. A. 1991, *ApJ*, 376, 234, doi: [10.1086/170272](https://doi.org/10.1086/170272)
- Igoshev, A. P., & Popov, S. B. 2013, *MNRAS*, 432, 967, doi: [10.1093/mnras/stt519](https://doi.org/10.1093/mnras/stt519)
- Imshennik, V. S. 1995, *SSRv*, 74, 325, doi: [10.1007/BF00751418](https://doi.org/10.1007/BF00751418)
- . 2010, *Physics Uspekhi*, 53, 1081, doi: [10.3367/UFNe.0180.201011a.1121](https://doi.org/10.3367/UFNe.0180.201011a.1121)
- Imshennik, V. S., & Ryazhskaya, O. G. 2004, *Astronomy Letters*, 30, 14, doi: [10.1134/1.1647473](https://doi.org/10.1134/1.1647473)
- Janka, H.-T. 2013, *MNRAS*, 434, 1355, doi: [10.1093/mnras/stt1106](https://doi.org/10.1093/mnras/stt1106)
- Janka, H.-T., Melson, T., & Summa, A. 2016, *Annual Review of Nuclear and Particle Science*, 66, 341, doi: [10.1146/annurev-nucl-102115-044747](https://doi.org/10.1146/annurev-nucl-102115-044747)
- Janka, H. T., & Müller, E. 1996, *A&A*, 306, 167

- Johnston, S., Hobbs, G., Vigeland, S., et al. 2005, *MNRAS*, 364, 1397, doi: [10.1111/j.1365-2966.2005.09669.x](https://doi.org/10.1111/j.1365-2966.2005.09669.x)
- Johnston, S., Kramer, M., Karastergiou, A., et al. 2007, *MNRAS*, 381, 1625, doi: [10.1111/j.1365-2966.2007.12352.x](https://doi.org/10.1111/j.1365-2966.2007.12352.x)
- Johnston, S., & Lower, M. E. 2021, *MNRAS*, 507, L41, doi: [10.1093/mnras/slab092](https://doi.org/10.1093/mnras/slab092)
- Kazeroni, R., Guilet, J., & Foglizzo, T. 2016, *MNRAS*, 456, 126, doi: [10.1093/mnras/stv2666](https://doi.org/10.1093/mnras/stv2666)
- . 2017, *MNRAS*, 471, 914, doi: [10.1093/mnras/stx1566](https://doi.org/10.1093/mnras/stx1566)
- Kifonidis, K., Plewa, T., Janka, H. T., & Müller, E. 2003, *A&A*, 408, 621, doi: [10.1051/0004-6361:20030863](https://doi.org/10.1051/0004-6361:20030863)
- Kifonidis, K., Plewa, T., Scheck, L., Janka, H. T., & Müller, E. 2006, *A&A*, 453, 661, doi: [10.1051/0004-6361:20054512](https://doi.org/10.1051/0004-6361:20054512)
- Kramer, M., Lyne, A. G., Hobbs, G., et al. 2003, *ApJL*, 593, L31, doi: [10.1086/378082](https://doi.org/10.1086/378082)
- Kusenko, A., & Segrè, G. 1999, *PhRvD*, 59, 061302, doi: [10.1103/PhysRevD.59.061302](https://doi.org/10.1103/PhysRevD.59.061302)
- Lai, D., Chernoff, D. F., & Cordes, J. M. 2001, *ApJ*, 549, 1111, doi: [10.1086/319455](https://doi.org/10.1086/319455)
- Lattimer, J. M., & Prakash, M. 2001, *ApJ*, 550, 426, doi: [10.1086/319702](https://doi.org/10.1086/319702)
- Lattimer, J. M., & Schutz, B. F. 2005, *ApJ*, 629, 979, doi: [10.1086/431543](https://doi.org/10.1086/431543)
- Lentz, E. J., Bruenn, S. W., Hix, W. R., et al. 2015, *ApJL*, 807, L31, doi: [10.1088/2041-8205/807/2/L31](https://doi.org/10.1088/2041-8205/807/2/L31)
- Limongi, M., Straniero, O., & Chieffi, A. 2000, *ApJS*, 129, 625, doi: [10.1086/313424](https://doi.org/10.1086/313424)
- Lorimer, D. R., Bailes, M., & Harrison, P. A. 1997, *MNRAS*, 289, 592, doi: [10.1093/mnras/289.3.592](https://doi.org/10.1093/mnras/289.3.592)
- Lorimer, D. R., & Kramer, M. 2004, *Handbook of Pulsar Astronomy*, Vol. 4 (Cambridge University Press)
- Lyne, A., Hobbs, G., Kramer, M., Stairs, I., & Stappers, B. 2010, *Science*, 329, 408, doi: [10.1126/science.1186683](https://doi.org/10.1126/science.1186683)
- Lyne, A. G., Anderson, B., & Salter, M. J. 1982, *MNRAS*, 201, 503, doi: [10.1093/mnras/201.3.503](https://doi.org/10.1093/mnras/201.3.503)
- Lyne, A. G., & Lorimer, D. R. 1994, *Nature*, 369, 127, doi: [10.1038/369127a0](https://doi.org/10.1038/369127a0)
- Ma, L., & Fuller, J. 2019, *MNRAS*, 488, 4338, doi: [10.1093/mnras/stz2009](https://doi.org/10.1093/mnras/stz2009)
- Maruyama, T., Yasutake, N., Cheoun, M.-K., et al. 2012, *PhRvD*, 86, 123003, doi: [10.1103/PhysRevD.86.123003](https://doi.org/10.1103/PhysRevD.86.123003)
- McNeill, L. O., & Müller, B. 2020, *MNRAS*, 497, 4644, doi: [10.1093/mnras/staa2287](https://doi.org/10.1093/mnras/staa2287)
- Melson, T., Janka, H.-T., Bollig, R., et al. 2015a, *ApJL*, 808, L42, doi: [10.1088/2041-8205/808/2/L42](https://doi.org/10.1088/2041-8205/808/2/L42)
- Melson, T., Janka, H.-T., & Marek, A. 2015b, *ApJL*, 801, L24, doi: [10.1088/2041-8205/801/2/L24](https://doi.org/10.1088/2041-8205/801/2/L24)
- Menon, A., & Heger, A. 2017, *MNRAS*, 469, 4649, <https://arxiv.org/abs/1703.04918>
- Moreno Méndez, E., & Cantiello, M. 2016, *NewA*, 44, 58, doi: [10.1016/j.newast.2015.09.007](https://doi.org/10.1016/j.newast.2015.09.007)
- Moriya, T. J., Müller, B., Chan, C., Heger, A., & Blinnikov, S. I. 2019, *ApJ*, 880, 21, doi: [10.3847/1538-4357/ab2643](https://doi.org/10.3847/1538-4357/ab2643)
- Moriya, T. J., Sorokina, E. I., & Chevalier, R. A. 2018, *SSRv*, 214, 59, doi: [10.1007/s11214-018-0493-6](https://doi.org/10.1007/s11214-018-0493-6)
- Morris, D., Radhakrishnan, V., & Shukre, C. 1976, *Nature*, 260, 124, doi: [10.1038/260124a0](https://doi.org/10.1038/260124a0)
- Müller, B., Gay, D. W., Heger, A., Tauris, T. M., & Sim, S. A. 2018, *MNRAS*, 479, 3675, doi: [10.1093/mnras/sty1683](https://doi.org/10.1093/mnras/sty1683)
- Müller, B., Melson, T., Heger, A., & Janka, H.-T. 2017, *MNRAS*, 472, 491, doi: [10.1093/mnras/stx1962](https://doi.org/10.1093/mnras/stx1962)
- Müller, B., Viallet, M., Heger, A., & Janka, H.-T. 2016, *ApJ*, 833, 124, doi: [10.3847/1538-4357/833/1/124](https://doi.org/10.3847/1538-4357/833/1/124)
- Müller, B., Tauris, T. M., Heger, A., et al. 2019, *MNRAS*, 484, 3307, doi: [10.1093/mnras/stz216](https://doi.org/10.1093/mnras/stz216)
- Müller, E., Fryxell, B., & Arnett, D. 1991, *A&A*, 251, 505
- Nagakura, H., Burrows, A., Vartanyan, D., & Radice, D. 2021, *MNRAS*, 500, 696, doi: [10.1093/mnras/staa2691](https://doi.org/10.1093/mnras/staa2691)
- Nagakura, H., Sumiyoshi, K., & Yamada, S. 2019, *ApJL*, 880, L28, doi: [10.3847/2041-8213/ab30ca](https://doi.org/10.3847/2041-8213/ab30ca)
- Ng, C. Y., & Romani, R. W. 2004, *ApJ*, 601, 479, doi: [10.1086/380486](https://doi.org/10.1086/380486)
- . 2007, *ApJ*, 660, 1357, doi: [10.1086/513597](https://doi.org/10.1086/513597)
- . 2008, *ApJ*, 673, 411, doi: [10.1086/523935](https://doi.org/10.1086/523935)
- Ng, C. Y., Romani, R. W., Brisken, W. F., Chatterjee, S., & Kramer, M. 2007, *ApJ*, 654, 487, doi: [10.1086/510576](https://doi.org/10.1086/510576)
- Nordhaus, J., Brandt, T. D., Burrows, A., & Almgren, A. 2012, *MNRAS*, 423, 1805, doi: [10.1111/j.1365-2966.2012.21002.x](https://doi.org/10.1111/j.1365-2966.2012.21002.x)
- Nordhaus, J., Brandt, T. D., Burrows, A., Livne, E., & Ott, C. D. 2010, *PhRvD*, 82, 103016, doi: [10.1103/PhysRevD.82.103016](https://doi.org/10.1103/PhysRevD.82.103016)
- Noutsos, A., Kramer, M., Carr, P., & Johnston, S. 2012, *MNRAS*, 423, 2736, doi: [10.1111/j.1365-2966.2012.21083.x](https://doi.org/10.1111/j.1365-2966.2012.21083.x)
- Noutsos, A., Schnitzeler, D. H. F. M., Keane, E. F., Kramer, M., & Johnston, S. 2013, *MNRAS*, 430, 2281, doi: [10.1093/mnras/stt047](https://doi.org/10.1093/mnras/stt047)
- O'Connor, E. P., & Couch, S. M. 2018, *ApJ*, 865, 81, doi: [10.3847/1538-4357/aadcf7](https://doi.org/10.3847/1538-4357/aadcf7)
- Ott, C. D., Burrows, A., Thompson, T. A., Livne, E., & Walder, R. 2006, *ApJS*, 164, 130, doi: [10.1086/500832](https://doi.org/10.1086/500832)
- Perna, R., Duffell, P., Cantiello, M., & MacFadyen, A. I. 2014, *ApJ*, 781, 119, doi: [10.1088/0004-637X/781/2/119](https://doi.org/10.1088/0004-637X/781/2/119)
- Pietilä, H., Heinämäki, P., Mikkola, S., & Valtonen, M. J. 1995, *Celestial Mechanics and Dynamical Astronomy*, 62, 377, doi: [10.1007/BF00692287](https://doi.org/10.1007/BF00692287)
- Piro, A. L., & Ott, C. D. 2011, *ApJ*, 736, 108, doi: [10.1088/0004-637X/736/2/108](https://doi.org/10.1088/0004-637X/736/2/108)
- Piro, A. L., & Thrane, E. 2012, *ApJ*, 761, 63, doi: [10.1088/0004-637X/761/1/63](https://doi.org/10.1088/0004-637X/761/1/63)

- Popov, S. B., & Turolla, R. 2012, *Ap&SS*, 341, 457, doi: [10.1007/s10509-012-1100-z](https://doi.org/10.1007/s10509-012-1100-z)
- Powell, J., & Müller, B. 2019, *MNRAS*, 487, 1178, doi: [10.1093/mnras/stz1304](https://doi.org/10.1093/mnras/stz1304)
- . 2020, *MNRAS*, 494, 4665, doi: [10.1093/mnras/staa1048](https://doi.org/10.1093/mnras/staa1048)
- Qin, Y., Wang, Y.-Z., Dong-Hong, et al. 2021, arXiv e-prints, arXiv:2108.04821. <https://arxiv.org/abs/2108.04821>
- Quataert, E., Leccoanet, D., & Coughlin, E. R. 2019, *MNRAS*, 485, L83, doi: [10.1093/mnras/slz031](https://doi.org/10.1093/mnras/slz031)
- Radhakrishnan, V., & Cooke, D. J. 1969, *Astrophys. Lett.*, 3, 225
- Rampp, M., Müller, E., & Ruffert, M. 1998, *A&A*, 332, 969. <https://arxiv.org/abs/astro-ph/9711122>
- Rankin, J. M. 2007, *ApJ*, 664, 443, doi: [10.1086/519018](https://doi.org/10.1086/519018)
- . 2015, *ApJ*, 804, 112, doi: [10.1088/0004-637X/804/2/112](https://doi.org/10.1088/0004-637X/804/2/112)
- Rantsiou, E., Burrows, A., Nordhaus, J., & Almgren, A. 2011, *ApJ*, 732, 57, doi: [10.1088/0004-637X/732/1/57](https://doi.org/10.1088/0004-637X/732/1/57)
- Romani, R. W., & Ng, C. Y. 2003, *ApJL*, 585, L41, doi: [10.1086/374259](https://doi.org/10.1086/374259)
- Scheck, L., Kifonidis, K., Janka, H. T., & Müller, E. 2006, *A&A*, 457, 963, doi: [10.1051/0004-6361:20064855](https://doi.org/10.1051/0004-6361:20064855)
- Scheck, L., Plewa, T., Janka, H. T., Kifonidis, K., & Müller, E. 2004, *PhRvL*, 92, 011103, doi: [10.1103/PhysRevLett.92.011103](https://doi.org/10.1103/PhysRevLett.92.011103)
- Shapiro, S. L., & Teukolsky, S. A. 1983, *Black holes, white dwarfs, and neutron stars: The physics of compact objects* (New York, USA: Wiley (1983))
- Shigeyama, T., & Nomoto, K. 1990, *ApJ*, 360, 242, doi: [10.1086/169114](https://doi.org/10.1086/169114)
- Shigeyama, T., Nomoto, K., & Hashimoto, M. 1988, *A&A*, 196, 141
- Socrates, A., Blaes, O., Hungerford, A., & Fryer, C. L. 2005, *ApJ*, 632, 531, doi: [10.1086/431786](https://doi.org/10.1086/431786)
- Soker, N. 2020, *Research in Astronomy and Astrophysics*, 20, 024, doi: [10.1088/1674-4527/20/2/24](https://doi.org/10.1088/1674-4527/20/2/24)
- . 2021, *NewA*, 84, 101548, doi: [10.1016/j.newast.2020.101548](https://doi.org/10.1016/j.newast.2020.101548)
- Spruit, H., & Phinney, E. S. 1998, *Nature*, 393, 139, doi: [10.1038/30168](https://doi.org/10.1038/30168)
- Stockinger, G., Janka, H. T., Kresse, D., et al. 2020, *MNRAS*, 496, 2039, doi: [10.1093/mnras/staa1691](https://doi.org/10.1093/mnras/staa1691)
- Sukhbold, T., Ertl, T., Woosley, S. E., Brown, J. M., & Janka, H. T. 2016, *ApJ*, 821, 38, doi: [10.3847/0004-637X/821/1/38](https://doi.org/10.3847/0004-637X/821/1/38)
- Sur, A., & Haskell, B. 2021, *MNRAS*, 502, 4680, doi: [10.1093/mnras/stab307](https://doi.org/10.1093/mnras/stab307)
- Tadamaru, E., & Harrison, E. R. 1975, *Nature*, 254, 676, doi: [10.1038/254676a0](https://doi.org/10.1038/254676a0)
- Takahashi, K., & Langer, N. 2021, *A&A*, 646, A19, doi: [10.1051/0004-6361/202039253](https://doi.org/10.1051/0004-6361/202039253)
- Takiwaki, T., Kotake, K., & Suwa, Y. 2014, *ApJ*, 786, 83, doi: [10.1088/0004-637X/786/2/83](https://doi.org/10.1088/0004-637X/786/2/83)
- Tamborra, I., Hanke, F., Janka, H.-T., et al. 2014a, *ApJ*, 792, 96, doi: [10.1088/0004-637X/792/2/96](https://doi.org/10.1088/0004-637X/792/2/96)
- Tamborra, I., Raffelt, G., Hanke, F., Janka, H.-T., & Müller, B. 2014b, *PhRvD*, 90, 045032, doi: [10.1103/PhysRevD.90.045032](https://doi.org/10.1103/PhysRevD.90.045032)
- Utrobin, V. P., Wongwathanarat, A., Janka, H. T., & Müller, E. 2015, *A&A*, 581, A40, doi: [10.1051/0004-6361/201425513](https://doi.org/10.1051/0004-6361/201425513)
- . 2017, *ApJ*, 846, 37, doi: [10.3847/1538-4357/aa8594](https://doi.org/10.3847/1538-4357/aa8594)
- Utrobin, V. P., Wongwathanarat, A., Janka, H. T., et al. 2021, *ApJ*, 914, 4, doi: [10.3847/1538-4357/abf4c5](https://doi.org/10.3847/1538-4357/abf4c5)
- . 2019, *A&A*, 624, A116, doi: [10.1051/0004-6361/201834976](https://doi.org/10.1051/0004-6361/201834976)
- Walk, L., Tamborra, I., Janka, H.-T., Summa, A., & Kresse, D. 2020, *PhRvD*, 101, 123013, doi: [10.1103/PhysRevD.101.123013](https://doi.org/10.1103/PhysRevD.101.123013)
- Wang, C., Lai, D., & Han, J. L. 2006, *ApJ*, 639, 1007, doi: [10.1086/499397](https://doi.org/10.1086/499397)
- Wongwathanarat, A., Janka, H.-T., & Müller, E. 2010, *ApJL*, 725, L106, doi: [10.1088/2041-8205/725/1/L106](https://doi.org/10.1088/2041-8205/725/1/L106)
- Wongwathanarat, A., Janka, H. T., & Müller, E. 2013, *A&A*, 552, A126, doi: [10.1051/0004-6361/201220636](https://doi.org/10.1051/0004-6361/201220636)
- Wongwathanarat, A., Janka, H.-T., Müller, E., Pllumbi, E., & Wanajo, S. 2017, *ApJ*, 842, 13, doi: [10.3847/1538-4357/aa72de](https://doi.org/10.3847/1538-4357/aa72de)
- Wongwathanarat, A., Müller, E., & Janka, H. T. 2015, *A&A*, 577, A48, doi: [10.1051/0004-6361/201425025](https://doi.org/10.1051/0004-6361/201425025)
- Woosley, S. E. 1988, *ApJ*, 330, 218, doi: [10.1086/166468](https://doi.org/10.1086/166468)
- Woosley, S. E., Heger, A., Weaver, T. A., & Langer, N. 1997, arXiv e-prints, astro. <https://arxiv.org/abs/astro-ph/9705146>
- Woosley, S. E., Pinto, P. A., & Ensmann, L. 1988, *ApJ*, 324, 466, doi: [10.1086/165908](https://doi.org/10.1086/165908)
- Woosley, S. E., Sukhbold, T., & Janka, H. T. 2020, *ApJ*, 896, 56, doi: [10.3847/1538-4357/ab8cc1](https://doi.org/10.3847/1538-4357/ab8cc1)
- Woosley, S. E., & Weaver, T. A. 1995, *ApJS*, 101, 181, doi: [10.1086/192237](https://doi.org/10.1086/192237)
- Xu, F., Geng, J.-J., Wang, X., Li, L., & Huang, Y.-F. 2021, arXiv e-prints, arXiv:2109.11485. <https://arxiv.org/abs/2109.11485>
- Yadav, N., Müller, B., Janka, H. T., Melson, T., & Heger, A. 2020, *ApJ*, 890, 94, doi: [10.3847/1538-4357/ab66bb](https://doi.org/10.3847/1538-4357/ab66bb)
- Yamamoto, N., & Yang, D.-L. 2021, arXiv e-prints, arXiv:2103.13159. <https://arxiv.org/abs/2103.13159>
- Yao, J., Zhu, W., Manchester, R. N., et al. 2021, *Nature Astronomy*, 5, 788, doi: [10.1038/s41550-021-01360-w](https://doi.org/10.1038/s41550-021-01360-w)
- Yao, J. M., Manchester, R. N., & Wang, N. 2017, *ApJ*, 835, 29, doi: [10.3847/1538-4357/835/1/29](https://doi.org/10.3847/1538-4357/835/1/29)
- Yoshida, T., Takiwaki, T., Kotake, K., et al. 2019, *ApJ*, 881, 16, doi: [10.3847/1538-4357/ab2b9d](https://doi.org/10.3847/1538-4357/ab2b9d)
- . 2021, *ApJ*, 908, 44, doi: [10.3847/1538-4357/abd3a3](https://doi.org/10.3847/1538-4357/abd3a3)
- Zhong, Y., Kashiyama, K., Shigeyama, T., & Takasao, S. 2021, *ApJ*, 917, 71, doi: [10.3847/1538-4357/ac0a74](https://doi.org/10.3847/1538-4357/ac0a74)