

# Two-band Conduction and Nesting Instabilities in Superconducting $\text{Ba}_2\text{CuO}_{3+\delta}$ : a First Principles Study

Hyo-Sun Jin<sup>1</sup>, Warren E. Pickett<sup>2,\*</sup> and Kwan-Woo Lee<sup>1,3†</sup>

<sup>1</sup>*Division of Display and Semiconductor Physics, Korea University, Sejong 30019, Korea*

<sup>2</sup>*Department of Physics, University of California, Davis, CA 95616, USA*

<sup>3</sup>*Department of Applied Physics, Graduate School, Korea University, Sejong 30019, Korea*

(Dated: April 16, 2021)

First principles investigations of the high temperature superconducting system  $\text{Ba}_2\text{CuO}_{3+\delta}$ , recently discovered at  $\delta \approx 0.2$  at  $T_c = 70$  K, are applied to demonstrate the effects of oxygen ordering on the electronic and magnetic properties. The observed ‘highly over-doped’ superconducting phase displays stretched Cu-planar oxygen  $\text{O}_\text{P}$  distances and anomalously shortened Cu-apical  $\text{O}_\text{A}$  separations compared with other cuprates. The stoichiometric system  $\delta = 0$ , with its strongly one-dimensional (1D) Cu- $\text{O}_\text{P}$  chain structure, when nonmagnetic shows 1D Fermi surfaces that lead, within density functional theory, to antiferromagnetic Cu- $\text{O}_\text{P}$  chains (a spin-Peierls instability). Accounting for 1D fluctuations and small interchain coupling according to the theory of Schulz indicates this system, like  $\text{Sr}_2\text{CuO}_3$ , is near the 1D Luttinger-liquid quantum critical phase. The unusual Cu-O bond lengths *per se* have limited effects on other properties for  $\delta=0$ . We find that a ‘doubled bilayer’ structure of alternating Cu- $\text{O}_\text{P}$  chains and wide rung  $\text{Cu}_3\text{O}_4$  ladders is the energetically preferred one of three possibilities where the additional oxygen ions bridge Cu- $\text{O}_\text{P}$  chains in the superconducting phase  $\delta = 1/4$ . Nominal formal valences of the three Cu sites are discussed. The six-fold (octahedral) site is the most highly oxidized, accepting somewhat more holes in the  $d_{z^2}$  orbital than in the  $d_{x^2-y^2}$  orbital. The implication is that two-band physics is involved in the pairing mechanism and the superconducting carriers. The Fermi surfaces of this metallic bilayer structure show both 1D and 2D strong (incipient) nesting instabilities, possibly accounting for the lack of clean single-phase samples based on this structure and suggesting importance for the pairing mechanism.

## I. INTRODUCTION

In superconducting cuprates, the  $\text{CuO}_2$  square lattice has been widely considered a crucial ingredient in producing high  $T_c$  due to the profuse number of examples [1]. However, some more structurally complex cuprates include Cu-O chains. An example of one class is the ‘telephone number compounds’ exemplified by  $\text{Sr}_{14}\text{Cu}_{24}\text{O}_{41}$  with a mean copper valence of  $\text{Cu}^{2.25+}$ , which is in the same doping regime as the square lattice cuprates. For issues and references, see *e.g.* Schmidt *et al.* [2] and Armstrong *et al.* [3]. The Cu-O chains in these compounds were found to be plagued (or, depending on viewpoint, blessed) with inhomogeneities, likely related to one dimensionality and spin dimerization. What is necessary, versus what is peripheral, for high  $T_c$  superconductivity in cuprates remains unsolved.

Over 30 years ago [3–7]  $\text{Ba}_2\text{CuO}_{3+\delta}$  was synthesized in the range of  $\delta = 0 - 0.4$  and refined based on the  $\text{K}_2\text{NiF}_4$  structure of the  $\delta = 1$  phase, *i.e.* a  $\text{Ba}_2\text{CuO}_{4-\alpha}$  picture. At that time no superconductivity in the system was observed. Recently, Li *et al.* successfully obtained a bulk superconducting sample with a high critical temperature  $T_c \approx 70$  K at  $\delta \approx 0.2$  [8, 9]. Their synthesis technique used a very high pressure of 18 GPa and high temperature of 1000 C°. Through x-ray absorption spectroscopy

and resonant inelastic x-ray scattering measurements on a superconducting powder sample [10], Fumagalli *et al.* inferred two nonequivalent Cu ions and an in-plane nearest neighbor superexchange  $J_s \sim 0.12 - 0.18$  eV. Theoretical studies [11–13] based on two-band models proposed unconventional superconductivity of either *d*-wave or *s*<sub>±</sub>-wave pairing.

Compared with other superconducting cuprates, this extraordinarily heavily doped superconductor ( $\text{Cu}^p$ ,  $p \sim 0.4 - 0.6$ ) also shows notable distinctions in structure. It has a substantially stretched Cu-planar  $\text{O}_\text{P}$  distance  $d_{\text{O}_\text{P}}$  of 2.00 Å (normally around 1.92 Å), which may partially due to the large  $\text{Ba}^{2+}$  ionic radius, and concomitantly occurring, yet very significantly compressed Cu-apical  $\text{O}_\text{A}$  distance  $d_{\text{O}_\text{A}}$  of 1.86 Å (compare 2.4 Å in  $\text{La}_2\text{CuO}_4$ ). These values are substantially different from the isovalent (and isostructural) superconductor  $\text{Sr}_2\text{CuO}_{3+\delta}$  at up to  $T_c=95$  K [14–17], where  $d_{\text{O}_\text{P}}$  and  $d_{\text{O}_\text{A}}$  are nearly identical at 1.95 Å. Additionally, in  $\text{Ba}_2\text{CuO}_{3+\delta}$  reduction of oxygen concentration leads to a high fraction of vacancies in the  $\text{O}_\text{P}$  sites, not the  $\text{O}_\text{A}$  sites [4, 5, 8], whereas the superconducting system  $\text{Sr}_2\text{CuO}_{3+\delta}$  has vacancies in both  $\text{O}_\text{P}$  and  $\text{O}_\text{A}$  sites [17].

Much of these observations have been confirmed by theoretical calculations [18]. Oxygen vacancies break up the  $\text{CuO}_2$  square lattices, leading to a 1-dimensional (1D) Cu- $\text{O}_\text{P}$  chain lattice [4, 5, 19]. Stoichiometric  $\text{Ba}_2\text{CuO}_3$ , *i.e.* at the  $\delta = 0$  phase, would have a pure 1D Cu- $\text{O}_\text{P}$  chain lattice, but that stoichiometry has not been well investigated yet. The chain lattice in the sister compound  $\text{Sr}_2\text{CuO}_3$  has been intensively investigated as an ideal 1D

\*Electronic address: wepickett@ucdavis.edu

†Electronic address: mckwan@korea.ac.kr

Heisenberg  $S = \frac{1}{2}$  antiferromagnetic (AFM) system for over 20 years [20–24].

In this paper, we will investigate the  $\delta = 0$  and  $\delta = 1/4$  phases through *ab initio* calculations. The latter one approximates the superconducting phase around  $\delta \approx 0.2$ . For the  $\delta = 0$  phase of  $\text{Cu}^{2+}$ , compared with those of  $\text{Sr}_2\text{CuO}_3$ , the half-filled  $d_{X^2-Y^2}$  orbital (notation to be established later) leads to half the inter-chain hopping strength but nearly identical intrachain hopping strength, suggesting this compound provides a more nearly ideal 1D Heisenberg  $S = \frac{1}{2}$  AFM system, as will be discussed. Considering AFM order on the chain, the system is gapped by a 1D spin-Peierls instability at  $q = k_F$ . In contrast to the previous suggestion that the substantially compressed  $d_{O_A}$  leads to inverted energies between the  $e_g$  orbitals [8], our calculations indicate that this system is little affected by the unusual Cu-O separations. The energy gap, however, is substantially changed by variation of Cu-O<sub>P</sub> separation and O<sub>A</sub> phonon modes, likely related to the spin-Peierls instability.

Based on the inferred vacancies in the planar oxygens in  $\text{Ba}_2\text{CuO}_{3+\delta}$ , several lattices [12, 18, 25, 26] with ordered planar oxygens have been suggested to approximate the superconducting phase. Among them, we have investigated structures with brickwall [25] and two-type ladder plus chain lattices [18, 26], which have Cu ions in up to three types of coordination. At  $\delta = 1/4$  doping, the bilayer structure of a ladder layer plus a chain layer is found to be the ground state among the three structures. This structure contains all three Cu coordinations, displaying both (roughly) half-filled and quarter-filled Cu orbitals. Copper oxidation states,  $e_g$  orbital characteristics, and characteristics of Cu coordination (four, five, and six) are compared to identify distinctive aspects of the favored bilayer structure.

## II. METHODS AND STRUCTURES

### A. Methods of calculation

We initially carried out first principles calculations using the generalized gradient approximation (GGA)[27] for exchange and correlation, which is implemented in the all-electron full-potential code WIEN2K [28]. The results for the AFM phase at  $\delta = 0$  were confirmed by another all-electron full-potential code FPLO-18 [29].

In WIEN2K, the basis size was determined by  $R_{mt}K_{max} = 7$  with augmented-plane-wave sphere radii  $R_{mt}$  (in *a.u.*): Cu, 1.71; O, 1.47; and 2.50 for Ba. For FPLO the default orbitals were used. For both codes, the Brillouin zone was sampled by a dense mesh containing up to 8,000 *k*-points to check the energetics and fine band structures (specifically, small energy gaps) carefully.

Structural optimization for the doped cases was carried out with the VASP code [30], using an energy cutoff of 600 eV. This code is efficient for the supercells, which contain up to 50 atoms. The lattice parameters were

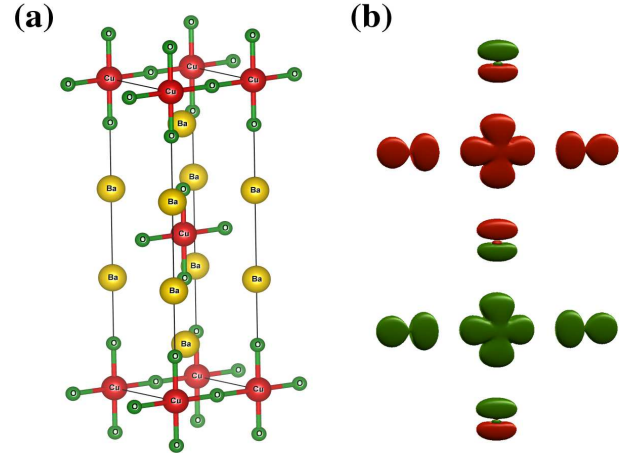


FIG. 1: (a) Idealized crystal structure of  $\text{Ba}_2\text{CuO}_3$ , based on the 1D Cu-O<sub>P</sub> chain. The apical oxygens O<sub>A</sub> and Ba ions sit at nearly identical heights. The Cu-O<sub>P</sub> chains are well separated by the insulating BaO<sub>A</sub> layer, by 6.57 Å along the  $\hat{c}$ -direction. (b) Spin density plot (GGA) of the  $\text{Ba}_2\text{CuO}_3$  AFM state, showing the strong  $pd\sigma$  hybridization. The isovalue is 0.015  $e/\text{\AA}^3$ . Each spin character is described by the different colors.

optimized, while the internal structural parameters were relaxed until all forces were less than 0.01 eV/Å.

### B. Structures for $\delta = 0$ and $\delta = 1/4$

The available structural information is ambiguous, and it seems stoichiometric and ordered  $\text{Ba}_2\text{CuO}_3$  ( $\text{Cu}^{2+}$ ) has not been achieved. Powder x-ray diffraction data on the  $T_c=70$  K multi-phase sample was refined within the  $I4/mmm$  space group (as for  $\text{La}_2\text{CuO}_4$ ), obtaining [8]  $a = 4.00$  Å,  $c = 12.94$  Å, with 40% vacancies randomly placed on the planar O sites, obtaining the  $\text{Ba}_2\text{CuO}_{3.2}$  composition. The in-plane lattice constant is unexpectedly large compared to most layered cuprates, and an O<sub>A</sub>-Cu separation of 1.86 Å was emphasized as being exceptionally small, viz. 2.4 Å in  $\text{La}_2\text{CuO}_4$ . A cluster expansion study [26] of compositions around  $\delta \sim 0.2$  found that ordered supercells containing Cu-O<sub>P</sub> chains and ladders are favored up to 900 K. Our choices are guided by the chain structure of isovalent  $\text{Sr}_2\text{CuO}_3$  for  $\delta=0$ , and by the simplest choices of added in-plane oxygen atoms (described below) for  $\delta=1/4$ . These choices allow the assessment of differences due to coordination (there are four-, five-, and six-fold Cu ions), which seems to be a more useful viewpoint than crystal field splitting.

$\delta = 0$ :  $\text{Ba}_2\text{CuO}_3$ . Our first calculations are based on the lattice parameters of  $a = b = 4.003$  Å and  $c = 12.942$  Å [8], recently refined in a superconducting sample at room temperature as noted above. These values are close to the early reported values [4, 5, 19] also on multi-phase samples. For  $\text{Ba}_2\text{CuO}_3$  with 50% ordered vacancies in the planar oxygens (space group:  $Immm$ , No. 71), shown

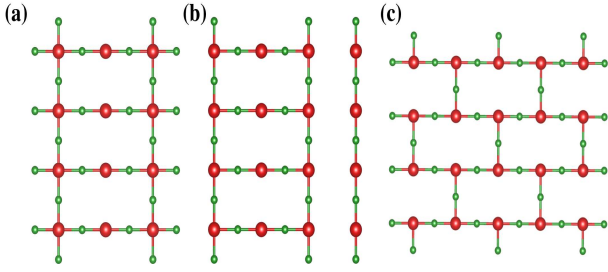


FIG. 2: Structures of the  $z = \frac{c}{2}$  layer, investigated here, for the  $\delta = 1/4$  phase. For simplicity, only Cu (larger, red spheres) and planar O (smaller, green spheres) ions are shown. Both the bilayer (a) and brickwall (c) structures have 1D Cu-O chains extending horizontally in the  $z = 0$  layer, whereas the monolayer (b) phase has the same structure in both the  $z = 0$  and the  $z = \frac{c}{2}$  layers. Each structure is derived from the  $\text{Ba}_2\text{CuO}_3$  chain structure, by (i) inserting O ions linking the chains, and (ii) moving the planar O on alternating chains to complete the ladder rung, or the long edge of the brick. We used supercells of  $2 \times 1 \times 1$  for (a),  $4 \times 1 \times 1$  for (b), and  $2 \times 2 \times 1$  for (c).

in Fig. 1 (a), the Cu and  $\text{O}_\text{P}$  ions sit at  $2a(0,0,0)$  and  $2d(0, \frac{1}{2}, 0)$  sites, respectively. The Ba and  $\text{O}_\text{A}$  ions lie on  $4i(0,0,\xi)$  sites with internal parameters  $\xi_\text{Ba} = 0.1437$  and  $\xi_\text{O}_\text{A} = 0.1438$ , at effectively identical heights. As discussed below, calculations for  $\text{Ba}_2\text{CuO}_3$  show a substantial orthorhombic ( $a \neq b$ ) distortion, reflecting the chain structure. This difference is consistent with the experimental observations in  $\text{Sr}_2\text{CuO}_{3+\delta}$  that show a rapidly reduced difference in the planar lattice parameters, as oxygen concentration in  $\text{Sr}_2\text{CuO}_{3+\delta}$  is increased from  $\delta = 0$  [17].

We began our investigations from the  $\delta = 0$   $\text{Cu}^{2+}$  phase that serves as the closest stoichiometric parent compound of the  $\text{Ba}_2\text{CuO}_{3+\delta}$ . We use the chain structure originally proposed by Armstrong *et al.* [3]. In contrast to the above mentioned  $I4/mmm$  optimization of the 70 K sample, other data on  $\text{Ba}_2\text{CuO}_{3+\delta}$  has indicated a difference of in-plane lattice parameters, less than 1% (0.04 Å) in a high temperature, possibly strongly site disordered, sample [5, 6, 19] but a large 0.3 Å difference in a low temperature sample [4]. This distortion is consistent with ordering of O vacancies, likely in a 1D Cu- $\text{O}_\text{P}$  chain (sub)structure. Due to the differing reports, for the  $\delta = 0$  phase we fully optimized all structural parameters in the orthorhombic space group  $Immm$ .

$\delta = \frac{1}{4}$ :  $\text{Ba}_2\text{CuO}_{3.25}$ . To describe models of ordered planar oxygens in the superconducting doped regime, we investigated three structures of doubled or quadrupled supercells (as necessary) having two or three Cu sites, with the  $z = c/2$  layers pictured in Fig. 2 [18, 25, 26]. All structures are derived from the  $\text{Ba}_2\text{CuO}_3$  layers of Cu- $\text{O}_\text{P}$  chains in which each Cu has an apical O above and below. The structures differ in where the additional planar O, necessarily bridging chains, per four Cu sites is distributed. The additional ions produce five-fold co-

ordinated Cu sites (denoted Cu5) along the chains, octahedral six-fold (Cu6) sites in the bilayer structure, and new four-fold sites (Cu4\*) on the rungs in addition to the Cu- $\text{O}_\text{P}$  chain site (Cu4), which is the only site for  $\delta=0$ . We describe the structures because the coordination has strong effects on the Cu  $e_g$  orbitals.

*Bilayer structure.* Figure 2(a) illustrates the oxygen ladder ordering, which consists of chains bridged by O-Cu-O units. In this bilayer case the  $z = \frac{c}{2}$  and  $z = 0$  layers consist of the Cu-O ladders and  $\text{Ba}_2\text{CuO}_3$ -type chain lattices, respectively. In this structure two bridging O ions are inserted in alternating layers. The  $z = \frac{c}{2}$  layers can be viewed as connected ladders. There are one six-fold coordinated Cu ion (Cu6) and three four-fold Cu ions, one along each chain (Cu4) and one along the rungs (Cu4\*).

*Monolayer structure.* In this structure the two layers are identical (hence *monolayer*), but displaced body-centering operation. The additional O ions (with respect to  $\text{Ba}_2\text{CuO}_3$ ) are shown in Fig. 2(b) to lead to a chain and a ladder. There are two five-fold coordinated Cu5 site, and two distinct four-fold sites, Cu4 along the chains and Cu4\* forming the rung of the ladder.

*Brickwall structure.* This structure [25] consists of one layer of Cu-O chains (Cu4 sites), two per primitive supercell. The other layer has a brickwall ordering of oxygen vacancies, as illustrated in Fig. 2(c). Planar oxygen vacancies occur every two squares along one in-plane direction, being staggered by  $(a, a, 0)$  in the other direction to give the brickwall motif. Each copper site in this layer is bonded to two apical O ions and three planar O ions, thus being five-fold coordinated Cu5 sites.

### III. RESULTS FOR PARENT $\delta = 0$ PHASE

Structural differences between nonmagnetic (NM) and AFM states were on the order of  $10^{-2}\text{Å}$ . The optimized NM lattice parameters are  $a = 4.144$ ,  $b = 3.808$ ,  $c = 13.142$  (in units of Å), with the internal parameters of  $\xi_\text{Ba} = 0.1459$ ,  $\xi_\text{O}_\text{A} = 0.1481$ . The corresponding Cu- $\text{O}_\text{P}$  and Cu- $\text{O}_\text{A}$  distances of 2.07 Å and 1.95 Å respectively, a difference of  $\pm 6\%$ . The lattice parameters are consistent with the early experimental low temperature values [4]. As expected, the Cu- $\text{O}_\text{P}$  chains lie along the longer  $\hat{a}$ -direction. Compared with the experimental value of the superconducting sample [8], the Cu-O distances are larger by 0.07-0.08 Å, but the interchain distance is smaller by 0.2 Å in the layer, very significant differences. For our optimized structures with the same cell volumes [31], the  $a \neq b$  case has a lower energy by 30 meV/f.u. than for  $a = b$ . Thus for the  $\delta = 0$  we will focus on results for the optimized  $a \neq b$  structure, unless specified otherwise.

In both  $a = b$  and  $a \neq b$  cases, the AFM state with alternating spin alignment along the Cu- $\text{O}_\text{P}$  chain has a lower energy than in the NM state, by 4 meV/f.u. for the  $a \neq b$  case. This difference is remarkably small, but



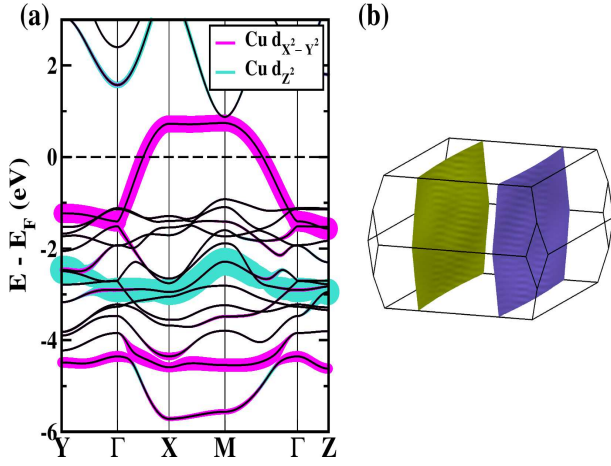


FIG. 3: (a) GGA NM band structure for the optimized structure, with fatband representation of the Cu  $d_{X^2-Y^2}$  and  $d_{Z^2}$  characters in the range of -6 eV to 3 eV, containing the Cu 3d and O 2p orbitals  $\text{Ba}_2\text{CuO}_3$ . The X and Y points are chosen as the zone boundaries parallel and perpendicular to the Cu-O<sub>P</sub> chain, respectively. (b) The corresponding Fermi surfaces, showing very strong 1D character arising from the Cu-O<sub>P</sub> chain band.

comparable with the energy gain of about 7 meV/f.u. from a simple Stoner picture  $I_{st}M^2/4$  with Stoner  $I_{st} = 0.9$  eV [32] and the Cu moment of  $0.18 \mu_B$  (see below). This indifference of the AFM energy gain to the  $a/b$  ratio is another property that is insensitive to the distortion in the planar lattice parameters. Our attempts to obtain a ferromagnetic state always reverted to NM states.

### A. Nonmagnetic electronic structure

Now we address the NM state to establish the underlying (spin-symmetric) electronic structure. The bands and corresponding atom and orbital projected-densities of states (PDOSs) are provided in Figs. 3(a) and 4, respectively. These are similar to the previously reported ones in the  $a = b$  case [13]. To analyze this, we focus on the  $\text{CuO}_4$  unit and choose the X-axis along the Cu-O<sub>P</sub> chain and the Y-axis toward the apical oxygen O<sub>A</sub>. Consistent with the  $\text{Cu}^{2+} d^9$  configuration, the  $d_{X^2-Y^2}$  antibonding state with a band width of 2.3 eV crosses the Fermi energy  $E_F$  exactly at half filling. The less dispersive  $d_{Z^2}$  orbital (perpendicular to the  $\text{CuO}_4$  unit) is occupied at -3 eV. The half-filled  $d_{X^2-Y^2}$  band leads to a strongly 1D Fermi surface (FS), displayed in Fig. 3(b), suggesting strong 1D instabilities at  $q = 2k_F$  (see below).

Using a simple single band model, the  $d_{X^2-Y^2}$  band leads to the following nearest neighbor (NN) and next NN hopping parameters with on-site energy of -0.146 eV: intrachain  $t_a = 0.532$  eV,  $t'_a = 0.083$  eV, interchain  $t_b = 0.044$  eV, and small  $t_{ab} = 0.015$  eV, interlayer  $t_c = -0.010$  eV. Compared with our calculated hopping parameters of  $\text{Sr}_2\text{CuO}_3$  with the experimental structure

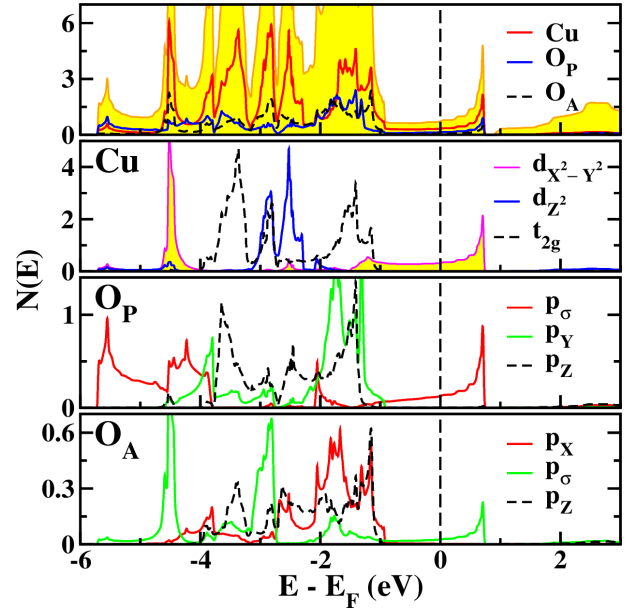


FIG. 4: For NM  $\text{Ba}_2\text{CuO}_3$ , (top) total and atom-projected densities of states, and (bottom) orbital-projected densities of states for each atom, within GGA. The total Fermi level DOS  $N(E_F) = 0.72 \text{ eV}^{-1}$  per f.u. for both spins. The total DOS, yellowish-shaded in the top panel, varies little around  $E_F$ , reflecting the mid-band 1D character. Due to the chain structure, the mostly filled O  $p_{\pi}$  orbitals show differences between the two sites.

parameters of Ami *et al.* [20],  $t_b$  is reduced by a factor of  $\frac{1}{2}$ , whereas changes in the other parameters are unimportant. This comparison indicates that  $\text{Ba}_2\text{CuO}_3$  is a more ideal 1D Heisenberg AFM spin-half chain system (see below). The dominant intrachain hopping  $t_a$  gives a superexchange strength  $J_s = 4t^2/U \approx 0.14$  eV (*i.e.*, about 1640 K) with the Coulomb repulsion  $U = 8$  eV, consistent with an experimental estimate [10]. This value is similar to values of the other superconducting cuprates.

As mentioned above, effects of the distortion of the planar ( $a - b$ ) lattice parameters on the electronic structures and magnetic characters are not substantial. However, a few distinctions can be observed. The distortion decreases  $t_a$  by 10% and increases  $t_b$  by a factor of  $\frac{3}{2}$ , reflecting the increased intrachain and reduced interchain Cu-O<sub>P</sub> separations. In both NM and AFM states, a clearly distinguishable change is to increase a gap between the  $E_F$ -crossing  $d_{X^2-Y^2}$  band and the bottom of the unfilled bands (the M point) at 1 eV.

### B. Antiferromagnetic state: spin-Peierls instability

The AFM state, which is the expected and calculated ground state of  $\text{Ba}_2\text{CuO}_3$  [18], was investigated using a supercell doubled along the Cu-O<sub>P</sub> chain direction. The band structure in GGA is displayed in Fig. 5, showing an AFM-induced gap [33] of 0.20 eV. The half-filled  $d_{X^2-Y^2}$

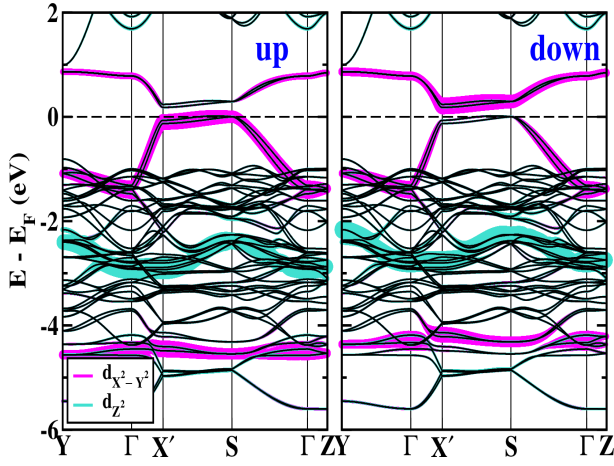


FIG. 5: AFM band structure of optimized  $\text{Ba}_2\text{CuO}_3$  within GGA, highlighting the spin-resolved characters by fatband plots of the Cu  $d_{X^2-Y^2}$  and  $d_{Z^2}$  characters with a positive moment. The AFM-induced gap indicates insulating character. The  $S$  point is the zone boundary in the (110) direction, as described in Fig. 9.

band lies in the range of  $-1.5$  eV to  $1$  eV, whereas the full-filled  $d_{Z^2}$  orbital lies around  $-2.5$  eV to  $-3$  eV. The corresponding orbital-PDOSs are given in Fig. 6, indicating the strong  $pd\sigma$  hybridization, consistent with the spin density plot of Fig. 1(b). The Cu spin moment, ideally a spin-half value of  $1 \mu_B$ , is strongly reduced to  $0.18 \mu_B$  by the  $pd\sigma$  hybridization. The  $\text{O}_P$  ions are thereby strongly polarized, but have zero net moment due to the symmetry of AFM order.

A noteworthy aspect in the AFM state is a gap of  $0.2$  eV opening at the GGA level without the assistance of a Hubbard  $U$  repulsion, which is required in square-lattice cuprates. This result seems to place  $\text{Ba}_2\text{CuO}_3$  in the Slater insulator, versus Mott insulator regime. The zone-folding due to doubling of the cell along the  $\hat{a}^*$ -direction ( $a^* = 2a$ ) leads to overlapped bands along the  $X' - S$  line, *i.e.* on the  $k_x = \pi/a^*$  plane. Then nesting of the 1D FS, evident in Fig. 3(b) that it is near perfect, leads to a 1D spin-Peierls instability, analogous to the lattice-Peierls instability – symmetry-breaking along the chain is the underlying mechanism in both cases. As shown in the band structure of Fig. 5, along the  $X' - S$  line the  $d_{X^2-Y^2}$  bands bordering the gap have opposite spin character.

Inclusion of the Hubbard  $U$  to the Cu ions simply increases the energy gap and the magnetic moment, since the gap is already open in the GGA level. At  $U = 7$  eV, the moment of the Cu ion reaches  $0.64 \mu_B$  and the gap is about  $1.5$  eV.

### C. Effects of oxygen mode displacements

We have performed frozen phonon calculations for a few O displacements, two involving  $\text{O}_A$  motion and one

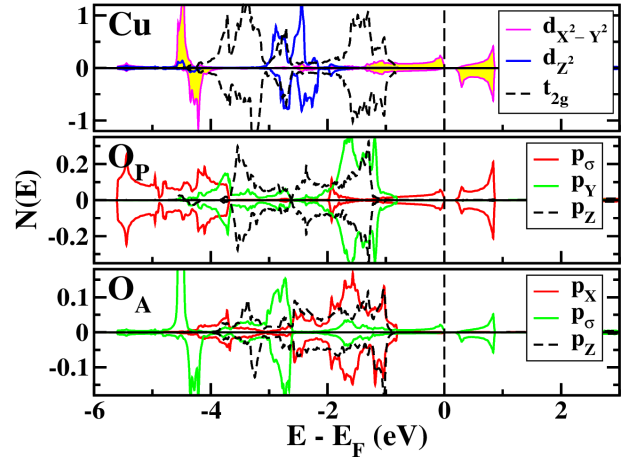


FIG. 6: GGA orbital-PDOSs of Cu, planar and apical oxygens in AFM  $\text{Ba}_2\text{CuO}_3$ . The Cu ion with a positive moment is chosen. Most spin-polarized holes in the oxygens are in  $\text{O}_P$ , nearly none in  $\text{O}_A$ .

involving  $\text{O}_P$  motion. One is the beating  $A_g$  mode of  $\text{O}_A$  ions against the Cu- $\text{O}_P$  chain with amplitudes up to  $\pm 0.06 \text{ \AA}$ . The change in energy versus displacement (not shown here) is fit well with a simple harmonic form, with frequency of  $603 \text{ cm}^{-1}$ , which is within 7% of the observed Raman frequency [7] of  $563 \text{ cm}^{-1}$  in a multiphase sample of  $\text{Ba}_2\text{CuO}_{3+\delta}$  with  $\delta$  in the  $0.09$ - $0.17$  range.

We have studied changes with increase of the displacement in the IR active  $B_{1u}$  mode of the  $\text{O}_A$ -Cu- $\text{O}_A$  unit. The energy gap linearly reduces with distortion, reaching  $\Delta E_g = -0.1$  eV at the amplitude of  $\pm 0.06 \text{ \AA}$  that is a typical rms displacement of an oxygen ion. The frequency of the  $B_{1u}$  mode is  $560 \text{ cm}^{-1}$ .

The  $\text{O}_P$  breathing mode along the chain direction was studied for amplitudes  $u_O$  up to  $0.07 \text{ \AA}$ . This broken symmetry results on two Cu sites alternating along the chain, but the allowed spin disproportion is negligible, *i.e.* spin-lattice coupling is small. This oxygen optic mode has an anomalously low energy frequency of roughly  $43 \text{ cm}^{-1}$ , probably a remnant of the Peierls instability. The electron-lattice coupling shows up in the modulation of energy gap, with  $dE_g/du_O \approx 3.0 \text{ eV/\AA}$ . The gap vanishes at  $0.07 \text{ \AA}$ ; since this is a typical oxygen rms vibrational amplitude, electron-phonon coupling in  $\text{Ba}_2\text{CuO}_3$  may be worth further study

## IV. RESULTS FOR THE SUPERCONDUCTING PHASE

Before considering structures of ordered planar oxygens in the superconducting phase around  $\delta \approx 0.2$ , we carried out calculations of the virtual crystal approximation (VCA) up to  $\delta = 0.25$  by increasing the number of valence electrons from the  $\delta = 0$  phase. As might be expected from the AFM DOS given in Fig. 6 and the FS  $2k_F = \pi/a$ , once hole-doped the system moves away from

the spin-Peierls instability and the gap and the small moment vanish. In this region, the single-band feature at  $\delta = 0$  remains unchanged from the NM character (not shown here). Above  $\delta \approx 0.25$ , a small AFM moment re-appears as the increased hole density begins to favor polarization.

### A. Supercells

We now turn to the supercell results at  $\delta = 1/4$ . The bilayer structure is favored, with the monolayer cell being 70 meV higher and the brickwall structure being 250 meV higher than the bilayer.[34] These are of course ground state (zero temperature) values. For varying high pressure and high temperature synthesis conditions, samples might contain regions with the metastable monolayer structure interspersed with a majority amount of bilayer domains. (Our band structure of the monolayer structure, not shown here, is similar to that published previously [26].)

Regularities across these structures based on coordination can be identified. The PDOS spectra of the various Cu sites are provided in Fig. 7 and the Appendix. In all three structures,

- the four-fold coordinated Cu4 chain sites display filled and strongly bound  $Z^2$  orbitals while the  $X^2 - Y^2$  bands are roughly half-filled. This filling is characteristic of a  $\text{Cu}^{2+}$  ion with large crystal field splitting. Isolated chains in each structure are likely to have strong AFM correlations, which (in the absence of magnetic ordering, which is not yet reported) will reduce but not eliminate conduction along the chain. See Sec. V for further description.
- the five-fold Cu5 sites in the two disfavored structures (see the Appendix) show holes distributed between both  $e_g$  orbitals, reflecting the vast reduction in the  $e_g$  crystal field splitting compared to Cu4 sites. In the brickwall structure, the hole count is dominated by  $x^2 - y^2$  weight ( $z^2$  weight is minor); in the monolayer structure, surprisingly,  $z^2$  hole weight dominates. In each case the amount of Cu5 holes seems roughly characteristic of a formal valence of  $2.5+$ .
- for the four-fold rung Cu4\* site, the hole(s) lies entirely in the roughly half-filled  $X^2 - Y^2$  band, thus with one hole of each spin, again close to a nominally  $\text{Cu}^{2+}$  ion, as for the chain Cu4 ion. In the monolayer structure (see the Appendix), the Cu4\* DOS is gapped and clearly  $2+$ . Differing somewhat from the brickwall structure, both Cu4 and Cu4\* ions in the bilayer case have strongly bound  $Z^2$  states, with metallic but different from half-filled  $X^2 - Y^2$  bands.
- with two (chain layer)  $\text{Cu4}^{2+}$  ions in the bilayer primitive cell, the average formal valence of the Cu6 and Cu4\* ions must be  $\text{Cu}^{2.5+}$ . The PDOSs in Fig. 7 reveal that the six-fold Cu6 ion has *more  $z^2$  holes than  $x^2 - y^2$  holes*, making it very highly oxidized (viz. approaching  $\text{Cu}^{2.75+}$ ) and, given the overall highly hole-doped character, a likely candidate to be heavily involved in super-

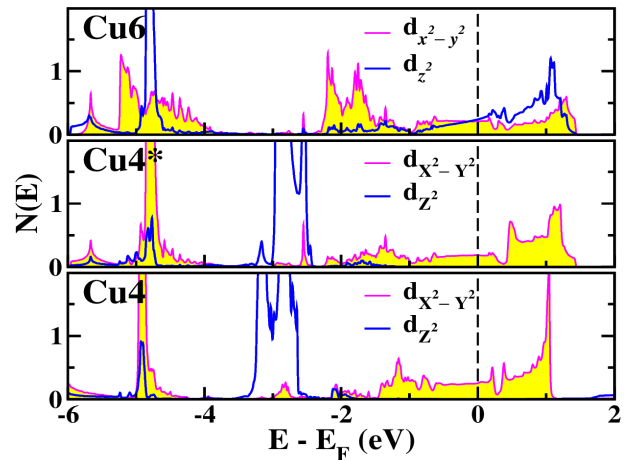


FIG. 7: The Cu  $e_g$ -orbitals' projected DOSs for the NM  $\delta = 1/4$  bilayer structure pictured in Fig. 2(a), within GGA. For the differing types of the local coordination, see the text.

conducting pairing and in hosting the superconducting carriers. Supporting this viewpoint is the expectation that strong spin correlations along the chain will reduce the participation of the Cu4 ion. An interesting parallel is that  $z^2$  holes have also been implicated [35, 36] in the long sought and recently discovered superconductivity in infinite-layer hole-doped  $\text{NdNiO}_2$  [37].

### B. The Bilayer Oxygen Ordering

We now focus on this energetically favored bilayer structure, whose electronic features have not been investigated previously. In this phase, our calculations in WIEN2K were performed with the experimental lattice and internal parameters given in Ref. [8].

In the bilayer structure of Fig. 2(a), the supercell, containing 4 formula units, has two Cu4 (chain) sites in the  $z=0$  plane, and one planar Cu4\* (rung)  $\text{CuO}_4$  unit and one six-fold coordinated Cu6 in the  $z = \frac{c}{2}$  plane. In this structure, our attempts to obtain an AFM state (after all, in one layer two well isolated chains remain intact) in GGA always reverted to a NM state. This result might be thought to be consistent with the previous calculation,[18] and our VCA results, if charge transfer between layers occurs. Since the material is (super)conducting, we did not pursue possible magnetic and insulating states using correlated electronic structure methods.

Figure 7 shows the  $e_g$ -orbitals' PDOSs for all three Cu sites. Although the electronic structure is metallic, a formal valence viewpoint might still be instructive. Since the Cu4 and Cu4\*  $Z^2$  states are both localized near  $-3$  eV, their nominal valences (from  $X^2 - Y^2$  hole count) should be nearly the same. On the contrary, the Cu6 sites contain hole(s) from both orbitals, with (surprisingly) somewhat more  $z^2$  weight than  $x^2 - y^2$  weight. Figure 7

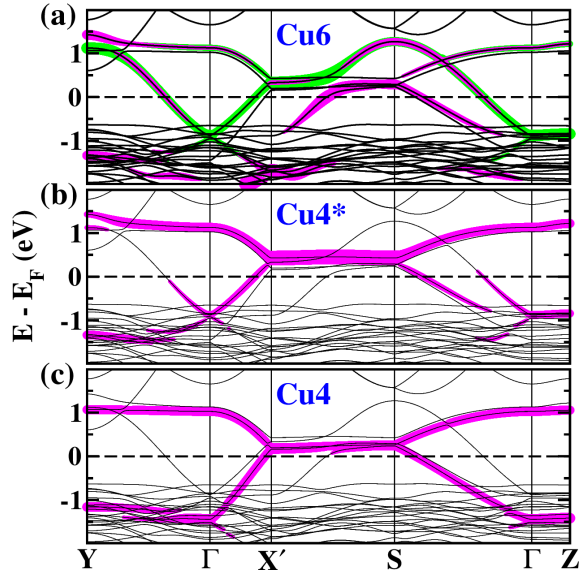


FIG. 8: Band structure, enlarged in the range of  $-2$  eV to  $2$  eV, of the NM  $\delta = 1/4$  bilayer phase, within GGA. The characters of the  $e_g$  orbitals of (a) Cu6, (b) Cu4\*, and (c) Cu4 are highlighted by magenta ( $d_{x^2-y^2}$  or  $d_{X^2-Y^2}$ ) and green ( $d_{z^2}$ ) colors.

indicates that their crystal fields are drastically different: that of Cu6 is close to an octahedral  $e_g$  degeneracy.

### C. Charge, Crystal Fields, Bands

*Charge density.* Bader charges can sometimes provide insight. They do depend on environment and thus are not true atomic properties, and often do not correspond closely to formal valence (atomic sphere charges also can vary greatly from formal valences). Differences in Bader charge for inequivalent ions give the most useful information. Bader charges of the Cu ions are  $+1.31$  (Cu6),  $+0.89$  (Cu4\*), and  $+0.86$  (Cu4). The similarity of the latter two supports equal formal valence, and the difference of  $0.42$  to  $0.45$  relative to Cu6 indicates a substantially different valence for Cu, again in agreement with analysis above based on PDOSs. The charges of the apical oxygens are  $-1.12$  to  $-1.28$ , while these of the planar oxygens are  $-1.08$  to  $-1.11$ . These differences of  $0.03$  to  $0.2$  likely reflect primarily differences in environment (bonding).

*Crystal fields.* As expected from a simple crystal field concept, the site energy of the  $d_{z^2}$  orbital (equal to that of  $d_{x^2-y^2}$  for an ideal octahedron  $e_g$  partner) changes with variation of the Cu- $O_A$  distance  $d_{O_A}$ . We find that the  $d_{z^2}$  orbital remains partially unfilled in the range of  $d_{O_A}$  distances from  $1.86$  Å to  $2.10$  Å. The center of the  $d_{z^2}$  band shifts by at most  $0.1$  eV in this range. These results indicate that the effects of the shorter Cu- $O_A$  distance on the electronic structure are not substantial, consistent with the results of  $\text{Ba}_2\text{CuO}_3$ . In addition, as seen

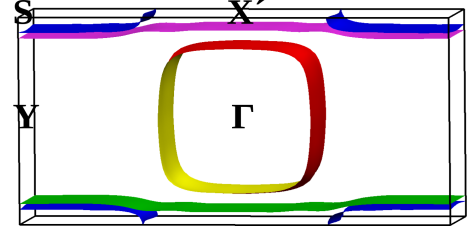


FIG. 9: Fermi surfaces within GGA of the NM  $\delta = 1/4$  phase in the bilayer structure, with several flat parallel sheets tending to support charge, spin, or lattice instabilities.

above in  $\text{Ba}_2\text{CuO}_3$ , the corresponding variation of the total DOS around  $E_F$  is negligible (not shown here). This indifference to  $d_{O_A}$  suggests that this bondlength variation with doping has little effect on  $T_c$ . At  $E_F$  the total DOS is low and nearly identical to that of the NM  $\delta = 0$  phase,  $N(E_F) = 0.73 \text{ eV}^{-1}$  per f.u. for both spins.

*Band structures.* The corresponding band structure enlarged in the  $-2$  eV to  $2$  eV region is shown in Fig. 8, with the highlighted fatband plots of Cu6  $d_{x^2-y^2}$  and  $d_{z^2}$  orbitals, and Cu4\* and Cu4  $d_{X^2-Y^2}$  orbitals. Note first the lack of dispersion along  $\Gamma - Z$  — the layers remain uncoupled, except for possible charge transfer. The partially filled  $d_{X^2-Y^2}$  orbitals of Cu4\* and Cu4 ions show very similar 1D dispersion, with widths of  $\sim 2.4$  eV, leading to  $t_a \approx 0.6$  eV. The Cu4\* orbital shows  $d-d$  hybridization with Cu6  $e_g$  orbitals near  $E_F$  along the  $S - \Gamma$  line, due to accidental degeneracy and some small coupling. On the other hand, the Cu4 orbital is negligibly hybridized with the other  $d$  orbitals of Cu6 and Cu4\*, reflecting the 1D character of the chain.

Both (anti-bonding) Cu6  $d_{x^2-y^2}$  and  $d_{z^2}$  orbitals of width  $2.3$  eV cross  $E_F$  and are energetically nearly degenerate. These Cu6 bands show two-dimensional (2D) character with  $t_a \approx t_b \approx 0.56$  eV. As a result, within a formal charge picture, the Cu4 and Cu4\* ions are  $\text{Cu}^{2+}$  with half-filled  $d_{X^2-Y^2}^1$  bands. As noted, for formal charge balance, the Cu6 ion must be over-doped  $\text{Cu}^{2.5+}$ . Formal charges can be questionable for metallic systems, of course, but the consistency of identification is striking. This difference in Cu sites indicates that the ordered planar oxygen leads to a mixture of single-band and two-band features that could significantly complicate determination of the superconducting pairing symmetry and mechanism.

## V. FERMIOLOGY OF THE BILAYER STRUCTURE

Figure 9 shows the Fermi surfaces of the NM bilayer  $\delta = 1/4$  phase. All FSs show strongly reduced dimensionality. They contain a large rounded-square barrel surface centered at  $\Gamma$ , with negligible dispersion in the third direction, analogous to several doped cuprate com-



pounds. In addition there are quasi-1D sheets near the  $X' - S$  zone edges, one extending along the entire edge length, the other cut off midway by small in-plane dispersion. These surfaces are indicative of strong 2D and 1D characters in the respective bands. The character of the barrel FS is a mixture of the Cu6  $e_g$  orbitals with the Cu4\*  $d_{X^2-Y^2}$  orbital. The 1D FSs have mostly chain Cu4 and Cu4\*  $d_{X^2-Y^2}$  character, with minor admixture of Cu6  $d_{x^2-y^2}$ .

The rms Fermi velocities over all sheets are

$$v_{F,a} = 24.7, \quad v_{F,b} = 4.5, \quad v_{F,c} = 0.05$$

in units of  $10^7$  cm/sec, a factor of 5 in planar anisotropy and likely at most hopping conductivity in the perpendicular direction. These large velocities account for the rather small Fermi level DOS in spite of large FSs. This strong anisotropy is also reflected in the Drude plasma energies (in eV) of

$$\Omega_a = 3.9, \quad \Omega_b = 1.66, \quad \Omega_c = 0.17,$$

but smaller in magnitude. In contrast to the two 1D FSs containing hole carriers with  $v_{F,a}^{1D} \approx 34.50 \times 10^7$  cm/sec, the  $\Gamma$ -centered barrel FS is less anisotropic in-plane:

$$v_{F,a}^b = 7.2, \quad v_{F,b}^b = 11.1, \quad v_{F,c}^b = 0.08$$

in units of  $10^7$  cm/sec. This corner-rounded square FS with a side of  $0.35\frac{\pi}{a}$  possesses roughly 0.50 electrons, while hole carriers near the zone boundary are contained within the 1D FSs.

One can note that this superconductor has a low  $N(E_F)$  and low carrier density, a characteristic shared with other superconducting cuprates. This is however different from the superconducting Fe-pnictides with their higher  $N(E_F)$  together with low carrier density [38]. However, several superconducting cuprates show (within GGA) low  $N(E_F)$  along with higher carrier density [39].

## VI. DISCUSSION

Bonner and Fisher demonstrated that quantum fluctuations preclude magnetic ordering of the (isolated) spin-half Heisenberg chain at finite temperature [40], although strong spin-spin correlations lead to a vanishing susceptibility as zero temperature is approached. Nevertheless, in the presence of even very small interchain coupling, magnetic ordering is observed to occur in several spin-chain materials. We have quantified the interchain coupling in Sec. III.

Schulz treated these intra-chain correlations exactly and interchain coupling in mean field, and provided a formula for the staggered magnetization  $m_0 = \langle S_i^z \rangle$  at the  $i$ -th site and for the Néel temperature  $T_N$  of the 1D Heisenberg AFM spin-half chain [41]. For  $\text{Ba}_2\text{CuO}_3$ , the staggered magnetization is

$$m_0 \approx g\mu_B \times 1.02 \frac{t_b}{t_a} \approx 0.17\mu_B, \quad (1)$$

with  $g$  being the Landé  $g$ -factor. This result indicates the degree to which  $1\mu_B$  is strongly reduced by quantum fluctuations. Our calculations indicate that Cu-O  $pd\sigma$  hybridization reduces the *static* ordered moment to  $0.2\mu_B$  to  $0.6\mu_B$  depending on the size of Hubbard  $U$ , which will be further reduced by fluctuations. The magnetic susceptibility should contain signatures of the strength of spin correlations as well as magnetic ordering.

Schulz also provided an implicit equation for ordering temperature  $T_N$  in terms of simple interchain coupling  $J_\perp$  and two constants  $A=0.32$ ,  $\Lambda=5.8$  from numerical calculations:

$$|J_\perp| = \frac{T_N}{4A\sqrt{\ln(\Lambda J/T_N)}}. \quad (2)$$

With our estimates from Sec. III  $J=1640$  K,  $J_\perp \sim 10$  K, this expression gives  $T_N$  in the neighborhood of 25 K. His expression with a single interchain coupling does not fit closely with the  $\text{Ba}_2\text{CuO}_3$  structure with several (small) interchain couplings that we obtain, so we have used the largest. Within the uncertainty of the exchange couplings and the logarithmic dependence of the expression, this is similar to but somewhat larger than the case of  $\text{Sr}_2\text{CuO}_3$  [24], which means that  $\text{Ba}_2\text{CuO}_3$  is also near the regime of the 1D Luttinger-liquid quantum-critical phase.

In the superconducting sample [8], the linear specific heat coefficient  $\gamma \sim 14$  mJ·mol/K<sup>2</sup> was experimentally measured. Comparison of this value to our calculated band value of  $\gamma_0 = 1.72$  mJ·mol/K<sup>2</sup> leads to a factor of 8 due to dynamic correlation effects, implying a strong correlation strength in the doped material.

Our calculations indicate that this system is little affected by the unusual Cu-O separations. This behavior can be contrasted with the infinite layer  $\text{Ni}^{2+}$  system of  $\text{Ba}_2\text{NiO}_2(\text{AgSe})_2$ , in which the strained Ni-O separation leads to a calculated ‘off-diagonal singlet’ state [35], consistent with previous findings by some of the current authors that Cu ions are different from Ni ions even if both have the same ionic configuration [42, 43].

The bilayer FSs suggest instabilities of the ordered structure that may help in understanding the paucity of single phase, well ordered samples. Flat (or parallel – nesting) regions of FSs provide a strong tendency toward electronic instability that manifests as charge-, spin-, or lattice-instabilities, each of which break the symmetry of the underlying phase. The barrel FS shows nesting at  $2k_F^b \sim 0.70\frac{\pi}{a}$  in both of the planar directions. The 1D FSs suggest instabilities at a small value of  $2k_F^{1D}$  in the  $\hat{a}$ -direction (*i.e.* a long wavelength disturbance), and a large value  $2k_F^{1D} = 2\frac{\pi}{a} - 2k_F^{1D}$ , which corresponds to a short wavelength disturbance. These potential or real instabilities may help to account for the complex structures observed in samples.



## VII. SUMMARY

Our first principles studies of the electronic and magnetic structures of  $\text{Ba}_2\text{CuO}_{3+\delta}$ ,  $\delta = 0$  or  $\frac{1}{4}$ , provide important information about this unusual superconductor. Our studies indicate that interchain coupling in NM (hence metallic)  $\text{Ba}_2\text{CuO}_3$  is quite small, thus not surprisingly, subject to Peierls-type instability of spin, and probably also of lattice, and possibly charge ordering. Considering other cuprates, we have focused on the spin (AFM) instability. AFM ordering alleviates the Peierls instability, however the magnetism is weak without the assistance of intra-atomic Cu  $3d$  repulsion and correlation. Charge and lattice instabilities would compete with AFM ordering. If AFM ordering occurs, it will be weak due to the fact that interchain coupling is very small, and isolated chains do not order – the Bonner-Fisher result. Considering the very stable  $\text{Cu}^{2+}$  ion it is surprising that stoichiometric, ordered  $\text{Ba}_2\text{CuO}_3$  has not been obtained, even in samples synthesized with varying pressure and temperature.

Isolated 1D spin-half chains do not order due to strong fluctuations, however even small interchain coupling does lead to order. The large intrachain and small interchain couplings that we estimate, using the theory of Schulz, suggest an ordering temperature of the order of 25 K. This value puts  $\text{Ba}_2\text{CuO}_3$  in the regime of the 1D Luttinger-liquid quantum critical phase, for which further experimental study will be useful.

The types of ordering of the planar oxygen dopants play a crucial role in determining the crystal and electronic structures of  $\text{Ba}_2\text{CuO}_{3+\delta}$ , and thereby the value of  $T_c$  and pairing mechanism. This observation is consistent with experimental data that show substantial change of  $T_c$  related to the modulation of apical oxygen positions and concentration in superconducting  $\text{Sr}_2\text{CuO}_{3+\delta}$  [16, 17]. The doping level of  $\delta=1/4$  has led to the picture of ordered approximants being modeled as addition O ions being inserted, seemingly necessarily bridging Cu-O<sub>P</sub> chains, rather than removing a much larger fraction of O ions from  $\text{Ba}_2\text{CuO}_4$ .

Our study of three proposed ordered structures of  $\text{Ba}_2\text{CuO}_{3+\delta}$  has indicated that a *bilayer* structure (one with two structurally different layers) is most stable, although a *monolayer* ordered structure is only modestly higher in energy. In the bilayer structure, all three Cu ions have  $e_g$  states at the Fermi energy and participate in conductivity, hence presumably also in superconductivity. There is however strong site differences: the two four-fold coordinated sites have the  $z^2$  orbital strongly bound and localized, leaving only more or less half-filled  $x^2 - y^2$  holes as occurs in most cuprates.

The octahedrally coordinated site, which occurs only in the bilayer structure, has a large fraction of holes in both  $e_g$  orbitals, with more in the  $z^2$  orbital. This marks this site as very highly oxidized (viz. 2.75+), accounting for

the perplexing high mean formal valence of  $\text{Ba}_2\text{CuO}_{3+\delta}$ . A quasi-degeneracy of the  $e_g$  orbitals is restored by the octahedral coordination, and implies that  $\text{Ba}_2\text{CuO}_{3+\delta}$  is not only strongly overdoped but also a two-band superconductor.

In addition, this energetically preferred bilayer structure displays intense Fermi surface nesting of both 1D and 2D nature that will drive the system toward instabilities of a few types (wavelengths) of charge-, spin-, and lattice-symmetry breaking. The fluctuation associated with these instabilities may help to account for  $\text{Ba}_2\text{CuO}_{3+\delta}$  not having been prepared in a fully ordered, single phase sample even for a variety of synthesis conditions.

The current work has not dealt specifically with correlation effects due to strong repulsion in the  $3d$  shell of the Cu ion. Crystal fields separating the two  $e_g$  orbitals on the four-fold and six-fold coordinated Cu sites have been identified and analyzed, and formal valence identifications have been discussed. Specifically, four-fold sites qualify as 2+, with the others better characterized as 2.5+ or even somewhat more highly oxidized. Our results provide a roadmap for further analysis and experimental exploration of the electronic structure of  $\text{Ba}_2\text{CuO}_{3+\delta}$ .

## VIII. ACKNOWLEDGMENTS

H.S.J. and K.W.L. were supported by National Research Foundation of Korea Grant No. NRF-2019R1A2C1009588. W.E.P. was supported by NSF Grant No. DMR 1607139.

## IX. APPENDIX

Since the PDOSs and associated crystal field splitting of the Cu  $e_g$  orbitals play a strong role in our identification of the Cu sites and orbital character that provide the superconducting carriers, we provide here, for the  $\delta = 1/4$  phase, the Cu  $e_g$ -orbitals' PDOSs for the energetically unfavored structures in Figs. 10. Strong differences can be seen in the  $d_{z^2}$  spectra: for the Cu5 site, there is strong character at and above  $E_F$ , while that orbital is localized at  $-3$  eV in the two four-fold sites, while great similarities are evident. It is not surprising that the “isolated” chain site Cu4 spectrum is relatively undisturbed by doping on other layers as in  $\text{Ba}_2\text{CuO}_3$ . There is however a strong difference between Cu4 and Cu4\*: the former is half-filled, while the latter is gapped around  $E_F$ , seemingly approaching a 3+ formal valence. The brickwall Cu5 site (the right panel of Fig. 10) likewise approaches this same high formal valence. The main text provides additional discussion and comparison of all three structures.

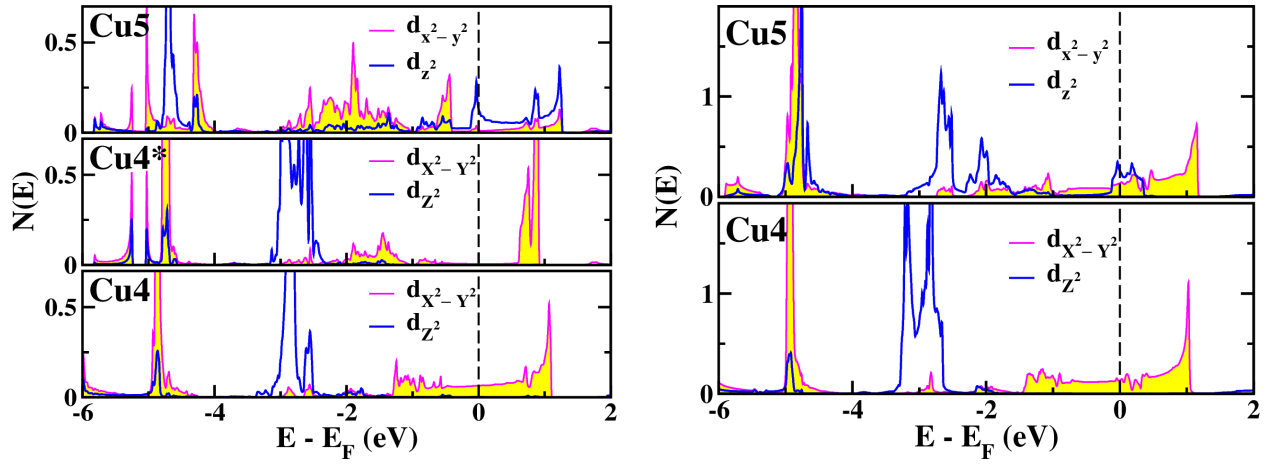


FIG. 10: The Cu  $e_g$ -orbitals' PDOSs for the NM  $\delta = 1/4$  (left panel) monolayer structure pictured in Fig. 2(b) and (right panel) brickwall structure pictured in Fig. 2(c), within GGA.

- 
- [1] W. E. Pickett, Electronic structure of the high-temperature oxide superconductors, *Rev. Mod. Phys.* **61**, 433 (1988).
- [2] For issues and references, see *e.g.* K. P. Schmidt and G. S. Uhrig, Two dimensionality of magnetic excitations on the trellis lattice:  $(\text{La,Sr,Ca})_{14}\text{Cu}_{24}\text{O}_{41}$  and  $\text{SrCu}_2\text{O}_3$ , *Phys. Rev. B* **75**, 224414 (2007).
- [3] A. R. Armstrong, R. Janes, K. K. Singh, and P. P. Edwards, Electron spin resonance studies of some cuprate(II) systems, *Bull. Mater. Sci.* **14**, 641 (1991).
- [4] F. Abbattista, M. Vallino, C. Brisi, and M. Lucco-Borlera, Some equilibrium relationships in the barium rich part of the  $\text{BaO-CuO-O}$  system, *Mat. Res. Bull.* **23**, 1509 (1988).
- [5] W. Zhang and K. Osamura, Phase Transition and Crystal Structure of  $\text{Ba}_2\text{CuO}_x$  Oxide, *Jpn. J. Appl. Phys.* **29**, L1092 (1990).
- [6] J. F. Marucco, V. Viallet, D. Colson, and A. Forget, Synthesis, thermodynamics and electrical properties of non-stoichiometric  $\text{Ba}_2\text{CuO}_{3+\delta}$ , *J. Alloy. Comp.* **262-263**, 498 (1997).
- [7] H. Chang, Y. T. Ren, Y. Y. Sun, Y. Q. Wang, Y. Y. Xue, and C. W. Chu, Raman studies on  $\text{BaCuO}_2$ ,  $\text{Ba}_2\text{CuO}_3$  and  $\text{Ba}_2\text{Cu}_3\text{O}_{5.9}$ , *Physica C* **228**, 383 (1994).
- [8] W. M. Li, J. F. Zhao, L. P. Cao, Z. Hu, Q. Z. Huang, X. C. Wang, Y. Liu, G. Q. Zhao, J. Zhang, Q. Q. Liu, R. Z. Yu, Y. W. Long, H. Wu, H. J. Lin, C. T. Chen, Z. Li, Z. Z. Gong, Z. Guguchia, J. S. Kim, G. R. Stewart, Y. J. Uemura, S. Uchida, and C. Q. Jin, Superconductivity in a unique type of copper oxide, *Proc. Natl. Acad. Sci. USA* **116**, 12156 (2019).
- [9] W. M. Li, J. F. Zhao, L. P. Cao, Z. Hu, Q. Z. Huang, X. C. Wang, R. Z. Yu, Y. W. Long, H. Wu, H. J. Lin, C. T. Chen, Z. Z. Gong, Z. Guguchia, J. S. Kim, G. R. Stewart, Y. J. Uemura, S. Uchida, and C. Q. Jin, The Unconventional Copper Oxide Superconductor with Conventional Constitution, *J. Supercond. Nov. Magn.* **33**, 81 (2020).
- [10] R. Fumagalli, A. Nag, S. Agrestini, M. Garcia-Fernandez, A. C. Walters, D. Betto, N. B. Brookes, L. Braicovich, K.-J. Zhou, G. Ghiringhelli, M. M. Sala, Crystalline and magnetic structure of  $\text{Ba}_2\text{CuO}_{3+\delta}$  investigated by x-ray absorption spectroscopy and resonant inelastic x-ray scattering, *Physica C* **581**, 1353810 (2021).
- [11] T. Maier, T. Berlijn, and D. J. Scalapino, Two pairing domes as  $\text{Cu}^{2+}$  varies to  $\text{Cu}^{3+}$ , *Phys. Rev. B* **99**, 224515 (2019).
- [12] K. Yamazaki, M. Ochi, D. Ogura, K. Kuroki, H. Eisaki, S. Uchida, and H. Aoki, Superconducting mechanism for the cuprate  $\text{Ba}_2\text{CuO}_{3+\delta}$  based on a multiorbital Lieb lattice model, *Phys. Rev. Research* **2**, 033356 (2020).
- [13] K. Jiang, C. Le, Y. Li, S. Qin, Z. Wang, F. Zhang, and J. Hu, Electronic structure and two-band superconductivity in unconventional high- $T_c$  cuprates  $\text{Ba}_2\text{CuO}_{3+\delta}$ , *Phys. Rev. B* **103**, 045108 (2021).
- [14] Z. Hiroi, M. Takano, M. Azuma, and Y. Takeda, A new family of copper oxide superconductors  $\text{Sr}_{n+1}\text{Cu}_n\text{O}_{2n+1+\delta}$  stabilized at high pressure, *Nature* **364**, 315 (1993).
- [15] Q. Q. Liu, H. Yang, X. M. Qin, Y. Yu, L. X. Yang, F. Y. Li, R. C. Yu, C. Q. Jin, and S. Uchida, Enhancement of the superconducting critical temperature of  $\text{Sr}_2\text{CuO}_{3+\delta}$  up to 95 K by ordering dopant atoms, *Phys. Rev. B* **74**, 100506(R) (2006).
- [16] Y. Liu, X. Shen, Q. Q. Liu, X. Li, S. M. Feng, R. C. Yu, S. Uchida, and C. Q. Jin, A new modulated structure in  $\text{Sr}_2\text{CuO}_{3+\delta}$  superconductor synthesized under high pressure, *Physica C* **497**, 34 (2014).
- [17] S. D. Conradson, T. H. Geballe, C. Jin, L. Cao, G. Baldinozzi, J. M. Jiang, M. J. Latimer, and O. Mueller, Local structure of  $\text{Sr}_2\text{CuO}_{3.3}$ , a 95 K cuprate superconductor without  $\text{CuO}_2$  planes, *Proc. Natl. Acad. Sci. USA* **117**, 4565 (2020).
- [18] K. Liu, Z.-Y. Lu, and T. Xiang, Electronic structures of quasi-one-dimensional cuprate superconductors  $\text{Ba}_2\text{CuO}_{3+\delta}$ , *Phys. Rev. Materials* **3**, 044802 (2019).
- [19] W. M. Li, Q. Q. Liu, Y. Liu, S. M. Feng, X. C. Wang, C. Q. Jin, X. D. Liu, and J. Liu, Synthesis and structure stability of  $\text{Ba}_2\text{CuO}_{3+\delta}$  under high pressure, *Int. J. Mod.*

- Phys. B **29**, 1542024 (2015).
- [20] T. Ami, M. K. Crawford, R. L. Harlow, Z. R. Wang, D. C. Johnston, Q. Huang, and R. W. Erwin, Magnetic susceptibility and low-temperature structure of the linear chain cuprate  $\text{Sr}_2\text{CuO}_3$ , Phys. Rev. B **51**, 5994 (1995).
  - [21] K. R. Thurber, A. W. Hunt, T. Imai, and F. C. Chou,  $^{17}\text{O}$  NMR Study of  $q=0$  Spin Excitations in a Nearly Ideal  $S = \frac{1}{2}$  1D Heisenberg Antiferromagnet,  $\text{Sr}_2\text{CuO}_3$ , up to 800 K, Phys. Rev. Lett. **87**, 247202 (2001).
  - [22] J. Schlappa, K. Wohlfeld, K. J. Zhou, M. Mourigal, M. W. Haverkort, V. N. Strocov, L. Hozoi, C. Monney, S. Nishimoto, S. Singh, A. Revcolevschi, J.-S. Caux, L. Patthey, H. M. Rønnow, J. van den Brink, and T. Schmitt, Spin-orbital separation in the quasi-one-dimensional Mott insulator  $\text{Sr}_2\text{CuO}_3$ , Nature **485**, 82 (2012).
  - [23] J. Schlappa, U. Kumar, K. J. Zhou, S. Singh, M. Mourigal, V. N. Strocov, A. Revcolevschi, L. Patthey, H. M. Rønnow, S. Johnston, and T. Schmitt, Probing multi-spinon excitations outside of the two-spinon continuum in the antiferromagnetic spin chain cuprate  $\text{Sr}_2\text{CuO}_3$ , Nat. Commun. **9**, 5394 (2018).
  - [24] E. G. Sergeicheva, S. S. Sosin, D. I. Gorbunov, S. Zherlitsyn, G. D. Gu, and I. A. Zaliznyak, Unexpected magnetic phase in the weakly ordered spin- $\frac{1}{2}$  chain cuprate  $\text{Sr}_2\text{CuO}_3$ , Phys. Rev. B **101**, 201107(R) (2020).
  - [25] Z. Wang, S. Zhou, W. Chen, and F.-C. Zhang,  $t$ - $J$  model on the effective brick-wall lattice for the recently discovered high-temperature superconductor  $\text{Ba}_2\text{CuO}_{3+\delta}$ , Phys. Rev. B **101**, 180509(R) (2020).
  - [26] Y. Li, S. Du, Z.-Y. Weng, and Z. Liu, In-plane ordering of oxygen vacancies in a high- $T_c$  cuprate superconductor with compressed Cu-O octahedrons: An automated cluster expansion study, Phys. Rev. Materials **4**, 044801 (2020).
  - [27] J. P. Perdew, K. Burke, and M. Ernzerhof, Generalized Gradient Approximation Made Simple, Phys. Rev. Lett. **77**, 3865 (1996).
  - [28] K. Schwarz and P. Blaha, Solid state calculations using WIEN2k, Comput. Mater. Sci. **28**, 259 (2003).
  - [29] K. Koepernik and H. Eschrig, Full-potential nonorthogonal local-orbital minimum-basis band-structure scheme, Phys. Rev. B **59**, 1743 (1999).
  - [30] G. Kresse and J. Furthmüller, Efficiency of ab-initio total energy calculations for metals and semiconductors using a plane-wave basis set, Comput. Mater. Sci. **6**, 15 (1996); Efficient iterative schemes for ab initio total-energy calculations using a plane-wave basis set, Phys. Rev. B **54**, 11169 (1996).
  - [31] In our structure optimization of  $\text{Ba}_2\text{CuO}_3$ , the  $a = b$  case shows similar Cu- $\text{O}_A$  distance and smaller Cu- $\text{O}_P$  distance by 0.06 Å, compared with the  $a \neq b$  case.
  - [32] E. R. Ylvisaker, W. E. Pickett, and K. Koepernik, Anisotropy and magnetism in the LSDA+U method, Phys. Rev. B **79**, 035103 (2009).
  - [33] We obtained this insulating state in the both tetragonal and orthorhombic structures even for the GGA level, using the two all-electron full-potential codes of FPLO-18 and WIEN2K. On the other hand, the energy gap in the AFM state of  $\text{Ba}_2\text{CuO}_3$  was not obtained in the previous studies [18, 26] in GGA with the plane-wave based code VASP, as often observed for narrow gap systems [44].
  - [34] Structural relaxation was carried out with the VASP code. The energy differences we quote are for that structure, but calculated with the WIEN2K code. The energy differences are somewhat different from the two codes but semi-quantitatively in agreement.
  - [35] H.-S. Jin, W. E. Pickett, and K.-W. Lee, Proposed ordering of textured spin singlets in a bulk infinite layer nickelate, Phys. Rev. Research **2**, 033197 (2020).
  - [36] W. E. Pickett, The dawn of the nickel age of superconductivity, Nat. Rev. Physics **3**, 7 (2021).
  - [37] D. Li, K. Lee, B. Y. Wang, M. Osada, S. Crossley, H. R. Lee, Y. Cui, Y. Hikita, and H. Y. Hwang, Superconductivity in an infinite-layer nickelate, Nature **572**, 624 (2019).
  - [38] D. J. Singh and M.-H. Du, Density Functional Study of  $\text{LaFeAsO}_{1-x}\text{F}_x$ : A Low Carrier Density Superconductor Near Itinerant Magnetism, Phys. Rev. Lett. **100**, 237003 (2008).
  - [39] W. E. Pickett, H. Krakauer, R. E. Cohen, and D. J. Singh, Fermi Surfaces, Fermi Liquids, and High-Temperature Superconductors, Science **255**, 46 (1992).
  - [40] J. C. Bonner and M. E. Fisher, Linear Magnetic Chains with Anisotropic Coupling, Phys. Rev. **135**, A640 (1964).
  - [41] H. J. Schulz, Dynamics of Coupled Quantum Spin Chains, Phys. Rev. Lett. **77**, 2790 (1996).
  - [42] K.-W. Lee and W. E. Pickett, Infinite-layer  $\text{LaNiO}_2$ :  $\text{Ni}^{1+}$  is not  $\text{Cu}^{2+}$ , Phys. Rev. B **70**, 165109 (2004).
  - [43] M.-Y. Choi, W. E. Pickett, and K.-W. Lee, Fluctuation-frustrated flat band instabilities in  $\text{NdNiO}_2$ , Phys. Rev. Research **2**, 033445 (2020).
  - [44] M.-C. Jung, K.-W. Lee, and W. E. Pickett, Perovskite  $\text{ThTaN}_3$ : A large-thermopower topological crystalline insulator, Phys. Rev. B **97**, 121104(R) (2018).