

# A Simple Baseline for Semi-supervised Semantic Segmentation with Strong Data Augmentation

Jianlong Yuan<sup>\*1</sup>, Yifan Liu<sup>\*2</sup>, Chunhua Shen<sup>2</sup>, Zhibin Wang<sup>1</sup>, Hao Li<sup>1</sup>

<sup>1</sup> Alibaba Group    <sup>2</sup> The University of Adelaide, Australia

## Abstract

Recently, significant progress has been made on semantic segmentation. However, the success of supervised semantic segmentation typically relies on a large amount of labeled data, which is time-consuming and costly to obtain. Inspired by the success of semi-supervised learning methods in image classification, here we propose a simple yet effective semi-supervised learning framework for semantic segmentation. We demonstrate that the devil is in the details: a set of simple design and training techniques can collectively improve the performance of semi-supervised semantic segmentation significantly. Previous works [3, 27] fail to employ strong augmentation in pseudo label learning efficiently, as the large distribution change caused by strong augmentation harms the batch normalization statistics. We design a new batch normalization, namely distribution-specific batch normalization (DSBN) to address this problem and demonstrate the importance of strong augmentation for semantic segmentation. Moreover, we design a self correction loss which is effective in noise resistance. We conduct a series of ablation studies to show the effectiveness of each component. Our method achieves state-of-the-art results in the semi-supervised settings on the Cityscapes and Pascal VOC datasets.

## 1. Introduction

Semantic segmentation/pixel labelling is one of the core tasks in visual understanding, which is widely used in scene parsing, human body parsing, and many downstream applications. It is a per-pixel classification problem, which classifies each pixel in the image into a predefined set of categories. In recent years, semantic segmentation methods based on deep convolution neural networks (CNNs) have made tremendous progress [7, 13], and achieved impressive results on large benchmark datasets. Note that, the common prerequisite for all these successes is the availability of massive amounts of labeled data.

Unfortunately, labeling a large amount of samples is very expensive and time-consuming, especially in dense prediction problems, such as semantic segmentation. As we need to label each pixel, it can be of 60 times more effort than image-level annotation. Recent research reveals that semi-supervised learning (SSL), which uses a large amount of unlabeled data in conjunction with a small amount of labeled data, is greatly beneficial to classification [1, 2, 5, 6, 16, 30, 36]. These methods can be grouped into consistency methods [1, 2, 30], pseudo methods [36], representation learning [16].

A few works attempted to apply SSL to semantic segmentation. The naive student [3] uses a large model to generate the pseudo labels with unlabeled video sequences, and apply iterative training for further improvement. They only consider the pseudo labels with the original input images without perturbations. A recent work in [27] considers adding perturbations to the images for semantic segmentation, but they forward images with different perturbations in different sub-decoders and enforce the consistency between sub-decoders with the main decoder. Thus, this method will inevitably increase memory consumption, and is hard to apply to high-resolution data. There are also some works paying attention to generative methods [19, 25, 31]. AdvSemiSeg in [19] and the work in [25] both employ Generative Adversarial Network (GAN) and train the model with a discriminative loss over unlabeled data and a supervised loss over labeled data.

Here, we propose an effective and efficient framework to apply SSL to semantic segmentation. We consider adding the perturbations with strong augmentation to make further use of the unlabeled data. Besides, we do not include sub-networks during training. Previous works based on consistency learning [1, 6, 35] have shown that adding noise in the procedure of learning the pseudo labels will help improve the performance in classification problems. As semantic segmentation is a per-pixel classification problem, we also consider adding strong augmentation as perturbations. However, strong augmentations will affect the distribution of mean and variance in the batch normalization. This may be the reason why the strong augmentation was

<sup>\*</sup>Equal Contribution.

not adding to the SSL for semantic segmentation [3], or multiple branch networks were employed to process different perturbations [27]. In order to avoid the distribution shift caused by data augmentations, we propose a simple but effective method to use a distribution-specific batch normalization (DSBN). We forward the strong augmented data and the weakly-augmented data with different batch normalization statistics during training, and inference the model with the batch normalization statistics calculated by the weakly-augmented data.

Furthermore, as the teacher network may not perform well under all situations, some unreliable regions may be included in the generated pseudo labels. Thus directly learning from all the pixels equally will introduce noise. Inspired by previous work [33], which selects the unreliable image-pairs, and exchanges the prediction with the learning target to avoid noise, we design a new self correction loss (*SCL*) and dynamically modify the weight and learning target for each pixel for semantic segmentation.

Especially, our approach achieves state-of-the-art performance on the Cityscapes dataset [7] and Pascal VOC dataset [13] under a semi-supervised setting. Our main contributions are summarized as follows.

Concretely, our contributions are three-fold:

- We propose an effective and efficient semi-supervised learning framework for semantic segmentation. We consider adding strong augmentation during training without any sub-networks.
- A distribution-specific batch normalization is proposed to overcome the difference of data distribution caused by strong data augmentation. Besides, we design a self-training robust loss to anti noisy labels. The loss function could correct the label data while resisting noise.
- We demonstrate the effectiveness of our approach with extensive and detailed experimental results, including a comparison with state-of-the-art methods, as well as an in-depth analysis of our approach with a detailed ablation study in a semi-supervised setting.

## 2. Related Work

**Semi-supervised classification.** Most of the early researches on SSL focus on classification tasks. Current state-of-the-art representative methods include consistency based methods [1, 2, 30], Pseudo labeling [36] and representation learning methods [5, 6, 16]. A more detailed overview of SSL can be found in [40]. The consistency based methods consider the prediction of an unlabeled image should not change significantly with little perturbations. UDA [35] and ReMixMatch [1] both use a weakly-augmented example to generate an artificial label and enforce consistency against strongly-augmented examples. FixMatch implements con-

sistency training by applying strong (CutOut [12], CTAugment [1], and RandAugment [11]) and weakly data augmentation to the inputs in both the unlabeled loss and the pseudo label generation, thus encouraging the outputs to be consistent for both augmented inputs. The pseudo labeling methods believe that the pseudo labels generated by a trained model can benefit the training of new models. Noisy student training [36] is an iterative self-training method that makes use of unlabeled data with pseudo labels to improve accuracy. The correspondence among different transformations is employed for representation learning. And then a small amount of data is used to fine-tune the model.

**Semi-supervised semantic segmentation.** Early methods utilize a GAN model in semi-supervised segmentation in [19, 25, 31], where an adversarial loss is trained on unlabeled data. Consistency regularization based approaches [15, 21, 23, 23, 27] have also been proposed recently, and achieve promising results. They depend on the fact that unlabeled data and labeled data have the same distribution, so it expects the trained model to have consistent and reliable predictions for both the unlabeled data and the labeled data. In these works, different unlabeled images under different transformations are used as the input of the model, and consistency loss is enforced on the prediction mask of the model. Nowadays self-training pushes the performance of state of the arts [3, 41]. However, these methods are very simple to use self-training and do not try to solve the noise impact caused by pseudo labels.

**Data augmentation.** Data augmentation is an effective regularization. The basic policy of data augmentation contains random flip, random crop, etc., which are commonly used on semantic segmentation. In addition to the basic strategy, the inception-preprocess [32] is more advanced when the input image color is randomly disturbed. Recently, AutoAugment [8] improved the inception- preprocess for image classification, using reinforcement learning to search the optimal combination of existing strategies. RandAugment [11] proposed a significantly reduced search space which allows it to be trained on the target task with no need for a separate proxy task. However, these works are about image classification. In this paper, we try to apply strong augmentation to semantic segmentation and solve the problems in this process.

**Noisy dataset loss function.** Some works pay attention to loss function in the noisy datasets for image classification, achieving improved results. The generalized cross-entropy [38] was proposed to achieve the advantages of both mean absolute error (MAE) and categorical cross-entropy losses (CCE); the CCE loss is a more general class of noise-robust loss that encompasses both of them. Inspired by the symmetry of the Kullback-Leibler divergence, the symmetric cross-entropy [33] was proposed by combining a noise tolerance term, namely reverse cross-entropy loss, with the

standard CCE loss. Nevertheless, since semantic segmentation is a pixel-level classification task, these methods are based on classification and not suit for semantic segmentation.

### 3. Methods

#### 3.1. Semi-supervised Learning Framework

In this section, we introduce our simple semi-supervised learning framework for semantic segmentation. Different from CCT [27], which need to design auxiliary decoders for different perturbations, our method can be applied to any existing segmentation network as introduced in Algorithm 1. Given a small set of labeled training examples and a large set of unlabeled training examples, the small set of labeled training examples are exploited to train a teacher model with standard cross-entropy loss. We then use the teacher model to generate pseudo labels on unlabeled images with a test-time augmentation. In order to save disk space when processing a large set of unlabeled training examples, following Naive student [3], we only generate hard pseudo labels, i.e. one-hot vectors. Then, we train a student model with strong augmentation to make full use of the unlabeled data. As the data distribution will be disturbed by the strong augmentation, we employ the *DSBN* to resisting the influence of data distribution. Moreover, motivated by [33], for the sake of anti noisy labels, we develop a new loss function, self correction loss (*SCL*). *SCL* is used to anti noisy labels and anti ignore labels. Finally, following [3], we iterate the process by putting back the student as a teacher to generate new pseudo labels and train a new student.

---

#### Algorithm 1: Semi-supervised Learning Framework

---

**Input:** Labeled images  $\{(x_1, y_1), (x_2, y_2), \dots, (x_n, y_n)\}$  and unlabeled images  $\{(\tilde{x}_1, \tilde{x}_2, \dots, \tilde{x}_m)\}$

- 1 Optimize the teacher model with the cross-entropy loss on labeled images
- 2 Use the teacher model to generate hard pseudo labels for clean (i.e., not distorted) unlabeled images with multi scales and flip test. Generate semi dataset  $\{(\tilde{x}_1, \tilde{y}_1), (\tilde{x}_2, \tilde{y}_2), \dots, (\tilde{x}_m, \tilde{y}_m)\}$
- 3 **while** Model performance improvement **do**
- 4     **for**  $i = 1, \dots, n$  **do**
- 5         **if**  $\tilde{x} \in \{(\tilde{x}_1, \tilde{x}_2, \dots, \tilde{x}_m)\}$  **then**
- 6              $\hat{x} = \text{SAUG}(\tilde{x})$
- 7         **end**
- 8          $[y^*, \tilde{y}^*] = f([x, \hat{x}])$
- 9          $\text{loss} = \text{CE}(y^*, y) + \text{SCL}(\tilde{y}^*, \tilde{y})$
- 10         loss backward
- 11     **end**
- 12 **end**

---

```

Transforms = ['contrast_gamma', 'contrast_linear', '
brightness', 'brightness_channel', 'equalize', '
hsv', 'invert_channel', 'blur', 'noise_gau', '
noise_pos', 'Channel_shuffle', 'dropout', '
coarse_dropout', 'multiply', 'salt_pepper', '
solarize', 'jpeg_compression']

Basic_transforms = ['random_scale', 'random_flip', '
random_crop', 'Normalization']

# data augmentation func
def saug(N):
    """ Generate a set of distortions.
    Args:
        N: Number of augmentation transformations
            to apply sequentially
    """
    sampled_ops = np.random.choice(Transforms, N)
    return sampled_ops + Basic_transforms

```

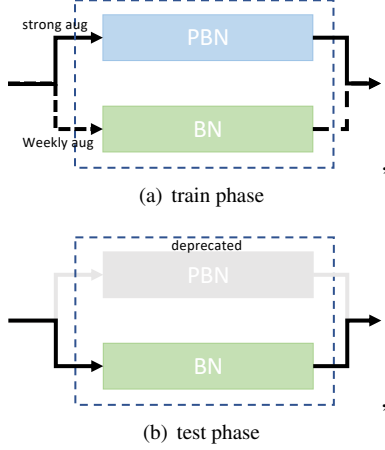
---

**Figure 1** – Python code for Strong Augmentation based upon numpy.

**Strong data augmentation for semantic segmentation (SAUG).** While the augmentation strategy for supervised and semi-supervised image classification has been extensively studied [1, 9, 10, 30, 35], not much effort has been made yet for semantic segmentation. We extend the RandAugment [10] for semantic segmentation. As illustrated in Figure 1 We build a pool of operations, which contains 16 image transformation methods. In each training iteration, we randomly select a series of operations from the pool, and then combine them with standard transformations of semantic segmentation (random scale, random crop, random flip, .eg).

#### 3.2. Distribution-Specific Batch Normalization

As mentioned in some previous works [4, 29, 39], batch normalization is crucial for semantic segmentation. BN [20] computes the mini-batch mean ( $\mu_B$ ) and standard deviation ( $\sigma_B$ ), formulated in Equation 1. Then, as illustrated in 2, BN [20] uses a learnable scale ( $\gamma$ ) and shift ( $\beta$ ) parameter to transform the normalized distribution. Meanwhile, moving mean and moving variance are updated by Equation 3. In the testing phase, BN uses the moving mean and moving variance for whitening input activation. However, strong augmentations will destroy the distribution of natural images and lead to a domain gap between training images and testing images. Thus, the moving mean and moving variance calculated during the training phase will harm the testing performance. To deal with the domain gap, we proposed a distribution-specific batch normalization. As illustrated in Figure 2, we apply a parallel batch normalization (*PBN*) initialized by the original BN. In the training phase, if data comes from pseudo labels, the *PBN* is used in the forward; otherwise, the standard BN is used. In the testing



**Figure 2** – Distribution-Specific Batch Normalization (*DSBN*). (a) represents the *DSBN* at the training phase. Images with strong augmentation is passed through *PBN*, while images with weekly augmentation are passed through *BN*. (b) donates the *DSBN* at the test phase. *PBN* is abandoned at the test phase.

phase, the *PBN* is deprecated, and only the standard *BN* is used for normalization:

$$\mu_B = \frac{1}{m} \sum_{i=1}^m x_i; \quad \sigma_B = \left[ \frac{1}{m} \sum_{i=1}^m (x_i - \mu_B)^2 + \epsilon \right]^{0.5}, \quad (1)$$

$$y_i = \gamma \frac{(x_i - \mu_B)}{\sigma_B} + \beta, \quad (2)$$

$$\begin{aligned} \mu_{t+1} &= \alpha \mu_t + (1 - \alpha) \mu_{t+1}, \\ \sigma_{t+1} &= \alpha \sigma_t + (1 - \alpha) \sigma_{t+1}. \end{aligned} \quad (3)$$

### 3.3. Self correction Loss

Previous work [33] has shown that cross-entropy loss masks the model overfit to noisy labels on some easier classes and under learning on some harder classes in image classification. As semantic segmentation is a per-pixel classification problem, similar challenges also exist. Moreover, in the semi-supervised learning framework, the learning targets are pseudo labels, which may contain unreliable regions caused by the limited capacity of the current teacher model.

To avoid overfitting to the noise contained in the pseudo labels, we propose a Self Correction Loss (SCL) for semantic segmentation. It assigns an adaptive weight by the confidence of the network output to each pixel during the training phase. Besides, we apply a noise-robust term Reverse Cross Entropy [33] to the unreliable regions. Different from previous work, which chooses the reversed learning pairs by fixed confidence from human heuristics, we dynamically

change the learning targets by comparing the output of the student network and the teacher network.

As shown in Equation 4,  $i$  is the location index,  $\mathbf{y}_i^*$  denotes the prediction of a pixel,  $\mathbf{y}_i$  denotes the pseudo label generated by the teacher, and  $w_i$  represents the dynamic weight which is the largest activation after softmax among all  $c$  classes as shown in Equation 5. We use the prediction to automatically adjust the confidence during training. If the confidence is very high, we adopt positive learning. While, if the confidence is very low, we think that the pseudo label at this pixel is unreliable. Thus, reverse learning is applied. In addition, SCL is only applied on pseudo labels:

$$\ell_i = w_i \cdot \mathbf{y}_i \log(\mathbf{y}_i^*) + (1 - w_i) \cdot \mathbf{y}_i^* \log(\mathbf{y}_i), \quad (4)$$

$$w_i = \max\left(\frac{\exp(y_{i0})}{\sum_j^c \exp(y_{ij})}, \dots, \frac{\exp(y_{ic})}{\sum_j^c \exp(y_{ij})}\right). \quad (5)$$

## 4. Experiments

In this section, we first report the implementation details. Then we perform a series of ablation experiments, and analyze the results in detail. Finally, we report our results compared with other state-of-the-art methods.

### 4.1. Implementation Details

**Training.** Our implementation is built on Pytorch [28]. Following previous work [4], we use the “poly” learning rate policy where the base learning rate is multiplied by  $(1 - \frac{\text{iter}}{\text{iter}_{\max}})^{\text{power}}$ . The initial learning rate is set to 0.01, and power is set to 0.9. We train the network using minibatch stochastic gradient descent (SGD). We employ the crop size of  $769 \times 769$  on Cityscapes with DeepLabv3Plus. More details is same as [4]. In the addition study, following [4, 22, 34, 37, 39], we adopt the mean intersection of union (mIoU) as the evaluation metrics.

**Data augmentation.** Following [4], we use mean subtraction, and apply data augmentation by random resize between 0.5 and 2 and random left-right mirror during initialization training. And in semi supervised learning phrase, we use strong augmentation for improving the performance of self training.

**Dataset.** Following [3], We conduct the main experiments and ablation studies on the Cityscapes dataset [7]. This large-scale data set contains different stereo video sequences recorded in 50 different urban street scenes. In addition to 20k weak annotation frames, there are 5,000 high-quality pixel level annotation frames, in which, 2,975; 500 and 1,525 were used for training, validation and testing. In addition, there are 20k images with rough annotations, namely train-coarse. We randomly subsample  $1/8$ ,  $1/4$ , and  $1/2$  of images in the standard training set to construct the pixel-level labeled data. The remaining images in the training set are used as unlabeled data.

At last, we report our results on the Pascal VOC 2012 dataset [13], which contains 21 classes including background. The standard Pascal VOC 2012 dataset has 1,449 images as the training set and 1,456 images as the validation set. We construct 1,449 images as the pixel-level labeled data. The images in the augmented set [17] (around 9k images), are used as unlabeled data.

## 4.2. Ablation Study

In this subsection, we conduct the experiments to explore the effectiveness of each proposed module under different semi-supervised settings. First, we establish the baseline for our experiments. We evaluated DeepLabv3Plus based on Xception65 with cross entropy on the validation set. Following [3, 36], self training adopts baseline model as the teacher model and the teacher model generates pseudo labels on the unlabeled dataset, then the student model which is not smaller than the teacher model is trained on pseudo labels and original labeled images. We use the scales including 0.5, 0.75, 1.0, 1.5, 1.75 and flip for the remaining images to generate pseudo labels. For fair comparison and quick training, the student model is the same model initialized by the teacher model. The main results are shown in Table 1, and we will give detail discussions on each module in the following sections. All the ablation study are conducted on Cityscapes.

### 4.2.1 Different semi-supervised settings

We follow previous works [15, 19, 31] to divide the train set into labeled data and unlabeled data according to different proportions. We use  $1/8$ ,  $1/4$ , and  $1/2$  of the training dataset as labeled data and other images as the unlabeled data. The evaluation results are shown in Table 1 as mIoU- $1/8$ , mIoU- $1/4$ , mIoU- $1/2$ , respectively. From the Table 1, we can see that our algorithm can effectively improve the performance by 5.2%, 4.4%, 1.8%, 1.8%, respectively. When the total number of labeled data and unlabeled data does not change, the semi-supervised learning framework will have a larger improvement, if we have less labeled images. In the meantime, the final results will be better if we have more high-quality labeled images. Besides, we can see that only half the amount of labeled data with the help of proposed semi-supervised learning framework can achieve the same results (mIoU of 78.7%) as we use all labeled training data with supervised learning (row 1 and col 10).

When the total number of available data increases, semi-supervised learning will play a more valuable role. We use all high-quality labeled data in the training set as the labeled data and employ the train-coarse as unlabeled data to conduct the experiment, and the evaluation results are referred to as mIoU-Full in Table 1. We can see that under a strong baseline with large amount of labeled data, if extra

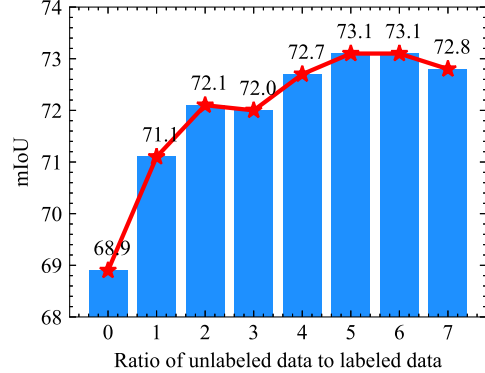


Figure 3 – Different ratio of unlabeled data to labeled data.

unlabeled data can be obtained, the performance will be further improved with the proposed semi-supervised learning framework.

In practical applications, labeled data is often limited, but unlabeled data is easy to get. To explore the impact of increasing the ratio of unlabeled data in the training set. We fix the labeled data as  $1/8$  of the training set, and increase the number of the unlabeled data. The results are shown in Figure 3. From Figure 3, we can see that increasing ration of the unlabeled data to the labeled data will improve the results, but the growth trend of the performance is gradually flattening limited by the capacity of the initial teacher model trained on the fixed labeled data. The performance will even drop if too many unlabeled images are introduced during training.

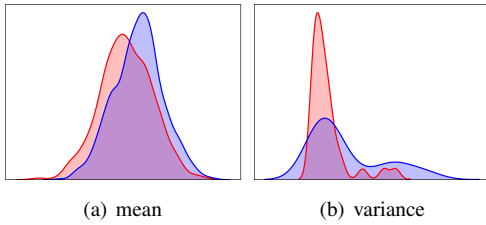
### 4.2.2 Impact of the strong augmentation

In this section, we will show the impact of the proposed strong augmentation and the DSBN. First of all, as shown in Table 1, we compare the results of the naive self-training and the self-training combined with strong augmentation and the proposed DSBN. Although self-training can improve the performance over the baseline, self training directly uses pseudo labels that makes the network difficult to learn and introduces noise, as discussed in Section 3. Meanwhile, in the case of only using strong augmentation, there is no significant improvement in performance. On the contrary, our method performs favorably against naive self training with strong augmentation and DSBN. In particular, compared with naive self training, our method improves the mIoU by 1.1%, 0.7%, 0.7% and 0.5% based on DeepLabv3Plus. In the following sections, we will analysis the distribution of the BN statistics, and then we compare the strong augmentation with different BN settings. Finally, we provided some discussions on how does the strong augmentation work with ground truth labels and the pseudo labels.

**Visualization of the BN statistics.** To verify our statement

Baseline	ST	SAUG	DSBN	SCL	ITER	mIoU-1/s (%)	mIoU-1/4 (%)	mIoU-1/2 (%)	mIoU-Full (%)
Deeplabv3plus						68.9	73.4	76.9	78.7
Deeplabv3plus	✓					71.2	76.2	78.0	79.5
Deeplabv3plus	✓	✓				71.3	76.3	78.2	79.7
Deeplabv3plus	✓	✓	✓			72.3	76.9	78.7	80.0
Deeplabv3plus	✓	✓	✓	✓		72.8	77.4	78.7	80.4
Deeplabv3plus	✓	✓	✓	✓	✓	74.1	77.8	78.7	80.5

**Table 1** – Ablation study on the proposed semi-supervised learning framework. The baseline is Xception65-based Deeplabv3plus. ‘ST’ denotes self-training with pseudo labels without strong augmentation. ‘SAUG’ means the strong augmentation. ‘DSBN’ means the distribution specify batch normalization. ‘SCL’ is the proposed self correction loss. ‘ITER’ represents iterative training. The results are evaluated on the validation set with the single-scale input. ‘mIoU-1/n’ means that we use 1/n labeled data and the remaining images in the training set are used as unlabeled data. ‘mIoU-Full’ means that we use all the labeled data in the training set and the train-coarse are employed as the unlabeled dataset.



**Figure 4** – Distribution difference of BN statics between weakly augmentation and strong augmentation. The red line donates BN statics trained with weakly augmentation data. The blue line donates BN statics trained with strong augmentation data.

that the distribution of the BN will be affect by the strong augmentation, we show the statistics of BN training with strong augmentation input images and the weakly augmentation input images. The visualization results can be found in Figure 4.

The distribution of the mean and variance obtained from the whole training statistics deviates from the test set after adding strong augmentation. As shown in Figure 4, we calculate the distribution of the mean and the variance of the BN with the weakly augmentation and the strong augmentation. The blue line denotes the distribution of the BN with weakly augmentation while the red line represents the BN with strong augmentation. We can see that strong augmentation has changed the distribution of BN statistics, which may lead to a domain gap. We think this is the reason why strong augmentation has not brought much performance improvement as shown in Table 1.

**Impact of the DSBN.** To show the effectiveness of proposed DSBN, we conduct experiments to compare three different BN settings as follows:

- Trainable BN: the mean and the variance are updated during training with both weak augmentation data and strong augmentation data.
- Fixed BN: the mean and the variance are fixed during

training, and initialized with the pre-trained weights from the ImageNet classification.

- DSBN: different mean and the variance are updated during training for weak augmentation data and strong augmentation data, separately.

The baseline model is DeepLabV3Plus trained with 1/8 labeled data on the training set. The other 7/8 images are used as the unlabeled dataset in the semi-supervised learning. The results are shown in Table 2. We can see that with the proposed DSBN, the performance can be improved by 0.7%, which indicates the DSBN can help to solve the negative effect caused by the strong augmentation.

**Discussions.** To further understand the impact of the strong augmentation and DSBN on different data groups, we apply strong strong augmentation to only ground truth labels and pseudo labels.

- 1/8 *ground truth*. We train the model with only 1/8 images of the training dataset with corresponding ground truth labels.
- *Full-ground truth*. We train the model with all images of the training dataset with corresponding ground truth labels.
- 7/8 *pseudo labels*. We train the model with 7/8 images of the training dataset with corresponding pseudo labels.

For each settings, we apply weekly augmentation, strong augmentation and DSBN during training. The experiment results are shown in Table 3. We can see that under the

Baseline	mIoU (%)
ST	71.2
ST + SAUG + Trainable BN	71.3
ST + SAUG + Fixed BN	71.6
ST + SAUG + DSBN	72.3

**Table 2** – Ablation study for different batch normalization methods.

Methods	mIoU (%)
Training with ground truth labels	
$1/8$ -ground truth	68.9
$1/8$ -ground truth + SAUG	68.9
$1/8$ -ground truth + SAUG + DSBN	69.5
Full-ground truth	78.7
Full-ground truth + SAUG	78.7
Full-ground truth + SAUG + DSBN	79.2
Training with pseudo labels	
$7/8$ -pseudo labels	70.6
$7/8$ -pseudo labels + SAUG	71.4
$7/8$ -pseudo labels + SAUG + DSBN	72.5

**Table 3** – Effect of the strong augmentation on different data groups. We apply the strong augmentation to the baselines trained with only labeled data, and only unlabeled data with pseudo labels, separately.

fully supervised settings, the strong augmentation can not bring extra improvements. Meanwhile, when applying to the unlabeled data with pseudo labels, the mIoU improved by 0.8%. These observations indicate that improvements under semi-supervised settings are not come from extra image transformation types on labeled data, but benefit from make further use of unlabeled data with strong augmentations. From Table 3, we also find that the DSBN can contribute to the training. *In addition, to our knowledge, this is the first time to apply the strong augmentation to semantic segmentation under fully-supervised setting, and improvement was observed.*

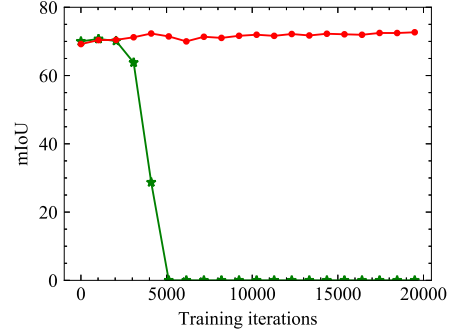
#### 4.2.3 Impact of the Self Correction Loss

To further improve the performance and reduce the impact of noise, we employ a self correction loss (SCL). From Table 1, we can see that the proposed SCL will play a more important role when the pseudo labels contain more noise. The teacher model trained with a limited labeled dataset may get less useful knowledge, and can not generalize well on unlabeled dataset. Thus, the level of the noise is higher than that training on more labeled data. When we train with  $1/8$  or  $1/4$  labeled images, the SCL can improve the mIoU by 0.5%.

Furthermore, we show the mIoU during the training phase with and without the proposed SCL in Figure 5. When training without the SCL, the result will be divergent quickly. On the contrary, the result is relatively stable.

#### 4.2.4 Impact of the Iterative Training

Following Naive Students [3], we also test the impact of the iterative training in our semi-supervised learning framework. Table 1 has shown that the iteration training will become less useful if more labeled data can be obtained. Because the initial teacher model trained with more labeled



**Figure 5** – This curve shows the validation mIoU w.r.t. the number of iterations during training. The green line represents the SCE loss [33]. In addition, we set the same ratio between CE and RCE. The red line represents our proposed loss with same initial weights as the SCE loss.

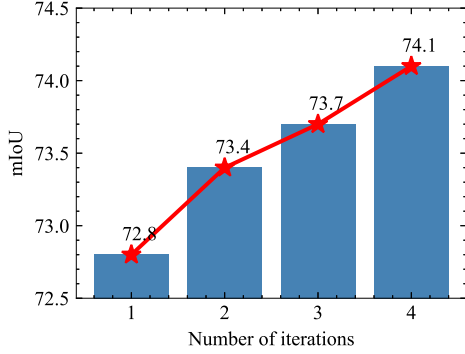
data can already produce satisfactory pseudo labels. We show the change of the performance for the number of iterations in Figure 6(a). The baseline model is DeepLabV3Plus trained with  $1/8$  labeled images. We can see that more iterations indeed help improve the performance, but the growth trend of the performance is gradually flattening. Besides, we find that the higher the performance of the model, the less the maximum number of iterations in Figure 6(b). The baseline model is obtained by  $1/2$ ,  $1/4$ , and  $1/8$  labeled images. A stronger baseline will benefit less from the iteration training.

#### 4.2.5 Visualization Results

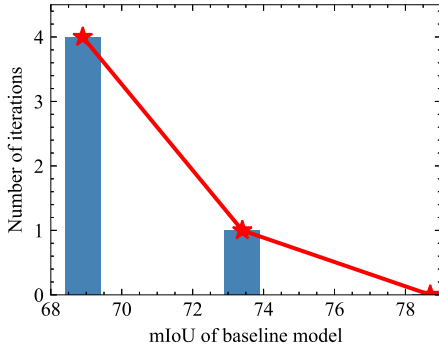
Several visualization results are shown in Figure 7. The baseline method is trained with  $1/8$  labeled images. The ST represents the self-training trained with  $7/8$  pseudo labels without our methods. The ours donates our framework. From Figure 7, we find that the baseline and self training can not separate the objects (especially big objects like bus, truck, train, sidewalk) completely while ours corrects these errors. For pole and bicycle, our method also performs well on these small-size-object classes in the images compared to the baseline model and self training.

### 4.3. Comparison with state-of-the-art Methods

**Cityscapes.** We conduct the comparison experiments with other state-of-the-art algorithms on the Table 4. To make a fair comparison, we also apply our proposed framework to DeepLabV2 following [19]. In particular, DeepLabV2 is based on ResNet-101 initialized with the pre-trained weights on ImageNet classification. The proposed framework achieves 67.6%, 69.3%, 70.7% with DeepLabV2 and 74.1%, 77.8%, 78.7% with DeepLabV3Plus, respectively,



(a)



(b)

**Figure 6** – Iterations for semi supervised semantic segmentation. (a) The performance of the DeepLabV3Plus under different number of iterations. (b) The maximum convergence iterations for different baseline models.

Baseline	Model	1/8	1/4	1/2	Full
AdvSemiSeg [19]	DeepLabV2	58.8	62.3	65.7	66.0
S4GAN + MLMT [25]	DeepLabV2	59.3	61.9	-	65.8
CutMix [15]	DeepLabV2	60.3	63.87	-	67.7
DST-CBC [14]	DeepLabV2	60.5	64.4	-	66.9
ClassMix [26]	DeepLabV2	61.4	63.6	66.3	66.2
ECS [24]	DeepLabV3Plus	67.4	70.7	72.9	74.8
Baseline	DeepLabV2	60.6	66.7	69.3	70.1
Ours	DeepLabV2	67.6	69.3	70.7	70.1
Baseline	DeepLabV3Plus	68.9	73.4	76.9	78.7
Ours	DeepLabV3Plus	74.1	77.8	78.7	78.7

**Table 4** – Compared with state-of-the-art methods on the Cityscapes val set. Here ‘1/n’ means that we use 1/n labeled data and the remaining images in the training set are used as unlabeled data.

which performs favorably against previous state-of-the-art methods. More details ablation studies of with DeepLabV2 can be found in the supplementary materials.

**Pascal VOC.** We follow DeepLabV3Plus [4] training details with 513×513 crop size on Pascal VOC [13]. Table 5 lists the performance results of other state-of-the-art

Method	model	mIoU
GANSeg [31]	VGG16	64.1
AdvSemSeg [19]	ResNet-101	68.4
CCT [27]	ResNet-50	69.4
PseudoSeg [42]	ResNet-101	73.2
Ours	ResNet-101	75.0
Ours	Xception-65	79.3
Fully supervised	ResNet-101	78.3
Fully supervised	Xception-65	79.2

**Table 5** – Comparison with state-of-the-art on the Pascal VOC val set (w/ unlabeled data). We use the official training set (1.4k) as labeled data, and the augmented set (9k) as unlabeled data.

methods and ours. We adopt the single-scale testing on our experiments. In order to make a fair comparison, we did experiments under different backbones. Our framework achieves 75.0% mIoU based on Resnet-101 [18] and 79.3% mIoU based on Xception-65 [4], which outperforms the PseudoSeg [42] by 1.8%. At the same time, we find that our results based on Xception-65 can achieve the same performance under supervision. In addition, we find that the improvement of iterative training on Pascal VOC is limited, so we do not use it here.

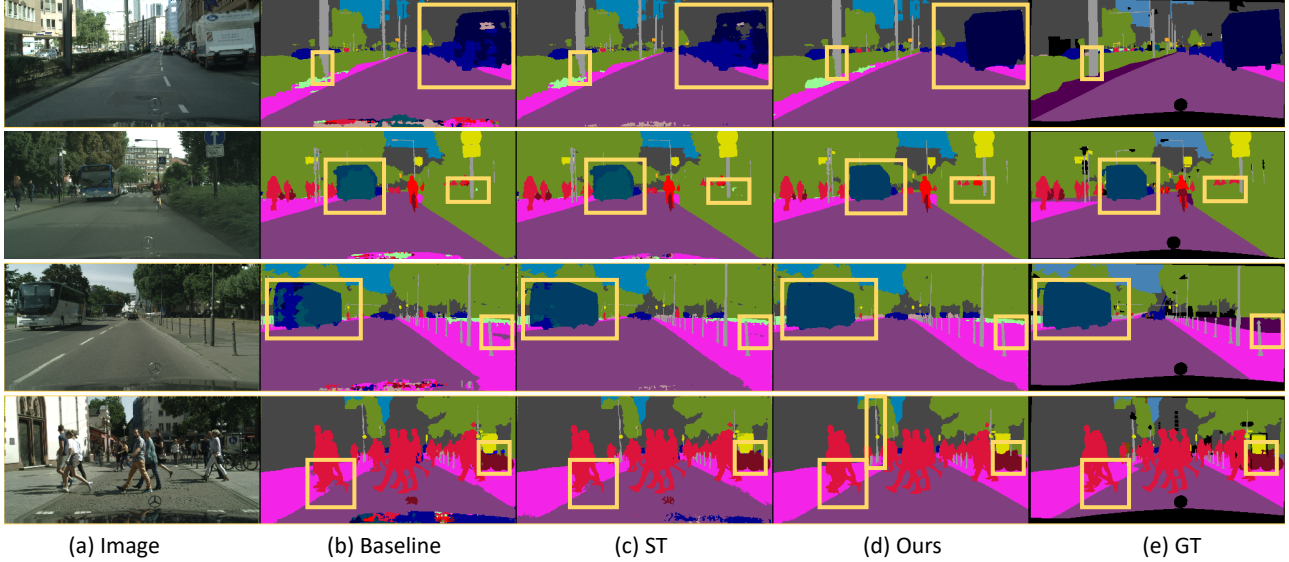
## 5. Conclusion

In this work, we construct a simple semi-supervised learning framework for semantic segmentation. It employs strong augmentation with distribution-specific batch normalization in the pseudo label learning efficiently. In particular, DSBN can effectively avoid the statistical bias caused by strong augmentation. Meanwhile, self correction loss also effectively avoids the noise problem of the pseudo labels. Extensive quantitative and qualitative comparisons show that the proposed method performs favorably against recent state-of-the-art semi-supervised approaches.

## Appendix

### S1. Ablation Study of DeepLabV2

We conduct the experiments to explore the effectiveness of each proposed module under 1/8 labeled image settings. First, we establish the baseline for our experiments. We evaluated DeepLabV2 based on ResNet-101 with cross-entropy on the validation set. Same as DeepLabV3Plus in our paper, self-training adopts the baseline model as the teacher model and the teacher model generates pseudo labels on the unlabeled dataset, then the student model which is not smaller than the teacher model is trained on pseudo labels and original labeled images. We use the scales including 0.5, 0.75, 1.0, 1.5, 1.75 and mirror for the remaining images to generate pseudo labels. For fair comparison and quick training, the student model is the same model ini-



**Figure 7** – Qualitative results on the Cityscapes dataset using 1/8 labeled samples. The proposed semi-supervised approach produces improved results compared to the baseline and the naive self training. We highlight the details in yellow boxes.

tialized by the teacher model. The main results are shown in Table 6.

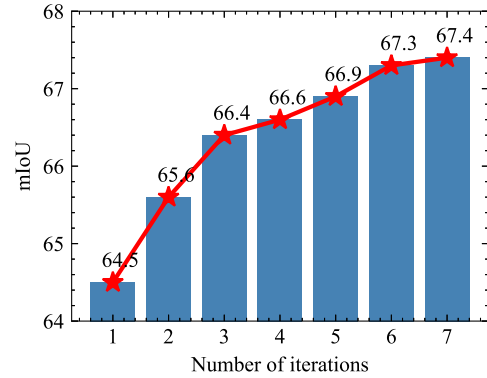
Baseline	ST	SAUG	DSBN	SCL	ITER	mIoU
DeepLabV2						60.6
DeepLabV2	✓					62.1
DeepLabV2	✓	✓				62.2
DeepLabV2	✓	✓	✓			63.8
DeepLabV2	✓	✓	✓	✓		64.5
DeepLabV2	✓	✓	✓	✓	✓	67.6
DeepLabV2-Full						70.1

**Table 6** – Ablation study on the proposed semi-supervised learning framework. Baselines are ResNet101-based Deeplabv2. ‘ST’ denotes self-training with pseudo labels without strong augmentation. SAUG means the strong augmentation. DSBN means the distribution specify batch normalization. SCL is the proposed self correction loss. ITER represents iterative training. The results are evaluated on the validation set with the single-scale input. Except for those with the full identifier, all experiments used 1/8 labeled data and the remaining images in the training set are used as unlabeled data. \*-Full means using fully supervised.

We also report detailed performance under different iterations in Figure 8. We can see that more iterations will help improve the performance, but the growth trend of the performance is gradually flattening.

## References

[1] David Berthelot, Nicholas Carlini, Ekin D Cubuk, Alex Kurakin, Kihyuk Sohn, Han Zhang, and Colin Raffel. Remix-match: Semi-supervised learning with distribution matching



**Figure 8** – Each iteration performance based on DeepLabV2

and augmentation anchoring. In *Int. Conf. Learn. Represent.*, 2019. 1, 2, 3

[2] David Berthelot, Nicholas Carlini, Ian Goodfellow, Nicolas Papernot, Avital Oliver, and Colin A Raffel. Mixmatch: A holistic approach to semi-supervised learning. In *Adv. Neural Inform. Process. Syst.*, pages 5049–5059, 2019. 1, 2

[3] Liang-Chieh Chen, Raphael Gontijo Lopes, Bowen Cheng, Maxwell D Collins, Ekin D Cubuk, Barret Zoph, Hartwig Adam, and Jonathon Shlens. Semi-supervised learning in video sequences for urban scene segmentation. *Eur. Conf. Comput. Vis.*, 2020. 1, 2, 3, 4, 5, 7

[4] Liang-Chieh Chen, Yukun Zhu, George Papandreou, Florian Schroff, and Hartwig Adam. Encoder-decoder with atrous separable convolution for semantic image segmentation. In *Eur. Conf. Comput. Vis.*, pages 801–818, 2018. 3, 4, 8

[5] Ting Chen, Simon Kornblith, Kevin Swersky, Mohammad Norouzi, and Geoffrey Hinton. Big self-supervised mod-

- els are strong semi-supervised learners. *arXiv preprint arXiv:2006.10029*, 2020. 1, 2
- [6] Xinlei Chen, Haoqi Fan, Ross Girshick, and Kaiming He. Improved baselines with momentum contrastive learning. *arXiv preprint arXiv:2003.04297*, 2020. 1, 2
- [7] Marius Cordts, Mohamed Omran, Sebastian Ramos, Timo Rehfeld, Markus Enzweiler, Rodrigo Benenson, Uwe Franke, Stefan Roth, and Bernt Schiele. The cityscapes dataset for semantic urban scene understanding. In *IEEE Conf. Comput. Vis. Pattern Recog.*, pages 3213–3223, 2016. 1, 2, 4
- [8] Ekin D Cubuk, Barret Zoph, Dandelion Mane, Vijay Vasudevan, and Quoc V. Le. Autoaugment: Learning augmentation policies from data. *IEEE Conf. Comput. Vis. Pattern Recog.*, 2018. 2
- [9] Ekin D Cubuk, Barret Zoph, Dandelion Mane, Vijay Vasudevan, and Quoc V. Le. Autoaugment: Learning augmentation strategies from data. In *IEEE Conf. Comput. Vis. Pattern Recog.*, pages 113–123, 2019. 3
- [10] Ekin D Cubuk, Barret Zoph, Jonathon Shlens, and Quoc V. Le. Randaugment: Practical data augmentation with no separate search. *arXiv preprint arXiv:1909.13719*, 2(4):7, 2019. 3
- [11] Ekin D Cubuk, Barret Zoph, Jonathon Shlens, and Quoc V. Le. Randaugment: Practical automated data augmentation with a reduced search space. In *IEEE Conf. Comput. Vis. Pattern Recog. Worksh.*, pages 702–703, 2020. 2
- [12] Terrance DeVries and Graham W. Taylor. Improved regularization of convolutional neural networks with cutout. *arXiv preprint arXiv:1708.04552*, 2017. 2
- [13] Mark Everingham, Luc Van Gool, Christopher Williams, John Winn, and Andrew Zisserman. The pascal visual object classes (voc) challenge. *Int. J. Comput. Vis.*, 88(2):303–338, 2010. 1, 2, 5, 8
- [14] Zhengyang Feng, Qianyu Zhou, Guangliang Cheng, Xin Tan, Jianping Shi, and Lizhuang Ma. Semi-supervised semantic segmentation via dynamic self-training and class-balanced curriculum. *arXiv preprint arXiv:2004.08514*, 2020. 8
- [15] Geoff French, Timo Aila, Samuli Laine, Michal Mackiewicz, and Graham Finlayson. Semi-supervised semantic segmentation needs strong, high-dimensional perturbations. *Brit. Mach. Vis. Conf.*, 2019. 2, 5, 8
- [16] Jean-Bastien Grill, Florian Strub, Florent Altché, Corentin Tallec, Pierre H Richemond, Elena Buchatskaya, Carl Doersch, Bernardo Avila Pires, Zhaohan Daniel Guo, Mohammad Gheshlaghi Azar, et al. Bootstrap your own latent: A new approach to self-supervised learning. In *Adv. Neural Inform. Process. Syst.*, 2020. 1, 2
- [17] Bharath Hariharan, Pablo Arbeláez, Lubomir Bourdev, Subhransu Maji, and Jitendra Malik. Semantic contours from inverse detectors. In *Int. Conf. Comput. Vis.*, pages 991–998. IEEE, 2011. 5
- [18] Kaiming He, Xiangyu Zhang, Shaoqing Ren, and Jian Sun. Deep residual learning for image recognition. In *IEEE Conf. Comput. Vis. Pattern Recog.*, 2016. 8
- [19] Wei-Chih Hung, Yi-Hsuan Tsai, Yan-Ting Liou, Yen-Yu Lin, and Ming-Hsuan Yang. Adversarial learning for semi-supervised semantic segmentation. *Brit. Mach. Vis. Conf.*, 2018. 1, 2, 5, 7, 8
- [20] Sergey Ioffe and Christian Szegedy. Batch normalization: Accelerating deep network training by reducing internal covariate shift. *Int. Conf. Mach. Learn.*, 2015. 3
- [21] Zhanghan Ke, Di Qiu, Kaican Li, Qiong Yan, and Rynson WH Lau. Guided collaborative training for pixel-wise semi-supervised learning. *arXiv preprint arXiv:2008.05258*, 2020. 2
- [22] Guosheng Lin, Anton Milan, Chunhua Shen, and Ian Reid. Refinenet: Multi-path refinement networks for high-resolution semantic segmentation. In *IEEE Conf. Comput. Vis. Pattern Recog.*, pages 1925–1934, 2017. 4
- [23] Wenfeng Luo and Meng Yang. Semi-supervised semantic segmentation via strong-weak dual-branch network. In *Eur. Conf. Comput. Vis.*, pages 784–800. Springer, 2020. 2
- [24] Robert Mendel, Luis Antonio de Souza, David Rauber, João Paulo Papa, and Christoph Palm. Semi-supervised segmentation based on error-correcting supervision. In *Eur. Conf. Comput. Vis.*, pages 141–157. Springer, 2020. 8
- [25] Sudhanshu Mittal, Maxim Tatarchenko, and Thomas Brox. Semi-supervised semantic segmentation with high-and low-level consistency. *IEEE Trans. Pattern Anal. Mach. Intell.*, 2019. 1, 2, 8
- [26] Viktor Olsson, Wilhelm Tranheden, Juliano Pinto, and Lennart Svensson. ClassMix: Segmentation-based data augmentation for semi-supervised learning. In *Winter Conf. Appl. Comput. Vis.*, 2021. 8
- [27] Yassine Ouali, Céline Hudelot, and Myriam Tami. Semi-supervised semantic segmentation with cross-consistency training. In *IEEE Conf. Comput. Vis. Pattern Recog.*, pages 12674–12684, 2020. 1, 2, 3, 8
- [28] Adam Paszke, Sam Gross, Francisco Massa, Adam Lerer, James Bradbury, Gregory Chanan, Trevor Killeen, Zeming Lin, Natalia Gimelshein, Luca Antiga, et al. Pytorch: An imperative style, high-performance deep learning library. In *Adv. Neural Inform. Process. Syst.*, pages 8026–8037, 2019. 4
- [29] Samuel Rota Bulò, Lorenzo Porzi, and Peter Kotschieder. In-place activated batchnorm for memory-optimized training of dnns. In *IEEE Conf. Comput. Vis. Pattern Recog.*, pages 5639–5647, 2018. 3
- [30] Kihyuk Sohn, David Berthelot, Chun-Liang Li, Zizhao Zhang, Nicholas Carlini, Ekin D. Cubuk, Alex Kurakin, Han Zhang, and Colin Raffel. FixMatch: Simplifying semi-supervised learning with consistency and confidence. In *Adv. Neural Inform. Process. Syst.*, 2020. 1, 2, 3
- [31] Nasim Souly, Concetto Spampinato, and Mubarak Shah. Semi supervised semantic segmentation using generative adversarial network. In *Int. Conf. Comput. Vis.*, pages 5688–5696, 2017. 1, 2, 5, 8
- [32] Christian Szegedy, Wei Liu, Yangqing Jia, Pierre Sermanet, Scott Reed, Dragomir Anguelov, Dumitru Erhan, Vincent Vanhoucke, and Andrew Rabinovich. Going deeper with convolutions. In *IEEE Conf. Comput. Vis. Pattern Recog.*, pages 1–9, 2015. 2

- [33] Yisen Wang, Xingjun Ma, Zaiyi Chen, Yuan Luo, Jinfeng Yi, and James Bailey. Symmetric cross entropy for robust learning with noisy labels. In *IEEE Conf. Comput. Vis. Pattern Recog.*, pages 322–330, 2019. [2](#), [3](#), [4](#), [7](#)
- [34] Zifeng Wu, Chunhua Shen, and Anton van den Hengel. Wider or deeper: Revisiting the resnet model for visual recognition. *Pattern Recognition*, 90:119–133, 2019. [4](#)
- [35] Qizhe Xie, Zihang Dai, Eduard Hovy, Minh-Thang Luong, and Quoc V. Le. Unsupervised data augmentation for consistency training. In *Adv. Neural Inform. Process. Syst.*, 2020. [1](#), [2](#), [3](#)
- [36] Qizhe Xie, Minh-Thang Luong, Eduard Hovy, and Quoc V. Le. Self-training with noisy student improves imagenet classification. In *IEEE Conf. Comput. Vis. Pattern Recog.*, pages 10687–10698, 2020. [1](#), [2](#), [5](#)
- [37] Jianlong Yuan, Zelu Deng, Shu Wang, and Zhenbo Luo. Multi receptive field network for semantic segmentation. In *Winter Conf. Appl. Comput. Vis.*, pages 1883–1892. IEEE, 2020. [4](#)
- [38] Zhilu Zhang and Mert Sabuncu. Generalized cross entropy loss for training deep neural networks with noisy labels. In *Adv. Neural Inform. Process. Syst.*, pages 8778–8788, 2018. [2](#)
- [39] Hengshuang Zhao, Jianping Shi, Xiaojuan Qi, Xiaogang Wang, and Jiaya Jia. Pyramid scene parsing network. In *IEEE Conf. Comput. Vis. Pattern Recog.*, pages 2881–2890, 2017. [3](#), [4](#)
- [40] Xiaojin Zhu and Andrew B Goldberg. Introduction to semi-supervised learning. *Syn. lec. on Arti. Intell. and Mach. Learn.*, 3(1):1–130, 2009. [2](#)
- [41] Barret Zoph, Golnaz Ghiasi, Tsung-Yi Lin, Yin Cui, Hanxiao Liu, Ekin Cubuk, and Quoc V. Le. Rethinking pre-training and self-training. In *Adv. Neural Inform. Process. Syst.*, 2020. [2](#)
- [42] Yuliang Zou, Zizhao Zhang, Han Zhang, Chun-Liang Li, Xiao Bian, Jia-Bin Huang, and Tomas Pfister. PseudoSeg: Designing pseudo labels for semantic segmentation. *arXiv preprint arXiv:2010.09713*, 2020. [8](#)