

Dependency Parsing based Semantic Representation Learning with Graph Neural Network for Enhancing Expressiveness of Text-to-Speech

Yixuan Zhou^{1,†}, Changhe Song^{1,†}, Jingbei Li¹, Zhiyong Wu^{1,2,*}, Helen Meng^{1,2}

¹ Tsinghua-CUHK Joint Research Center for Media Sciences, Technologie and Systems, Shenzhen International Graduate School, Tsinghua University, Shenzhen, China

² Department of Systems Engineering and Engineering Management, The Chinese University of Hong Kong, Hong Kong SAR, China

{zhouyx20, sch19, lij19}@mails.tsinghua.edu.cn, {zywu, hmmeng}@se.cuhk.edu.hk

Abstract

Semantic information of a sentence is crucial for improving the expressiveness of a text-to-speech (TTS) system, but can not be well learned from the limited training TTS dataset just by virtue of the nowadays encoder structures. As large scale pre-trained text representation develops, bidirectional encoder representations from transformers (BERT) has been proven to embody text-context semantic information and applied to TTS as additional input. However BERT can not explicitly associate semantic tokens from point of dependency relations in a sentence. In this paper, to enhance expressiveness, we propose a semantic representation learning method based on graph neural network, considering dependency relations of a sentence. Dependency graph of input text is composed of edges from dependency tree structure considering both the forward and the reverse directions. Semantic representations are then extracted at word level by the relational gated graph network (RGGN) fed with features from BERT as nodes input. Upsampled semantic representations and character-level embeddings are concatenated to serve as the encoder input of Tacotron-2. Experimental results show that our proposed method outperforms the baseline using vanilla BERT features both in LJSpeech and Blizzard Challenge 2013 datasets, and semantic representations learned from the reverse direction are more effective for enhancing expressiveness.

Index Terms: text-to-speech synthesis, semantic representation learning, dependency parsing, graph neural network, enhancing expressiveness

1. Introduction

Text-to-speech (TTS), as an integral component of human computer interaction frameworks, aims to generate natural speech with rich expressiveness from given text [1]. Prosody is the crucial factor to determine the expressiveness of the synthesized speech. Conventional statistical parametric TTS systems consist of text analysis module, duration model, acoustic model and vocoder [2, 3, 4], where the text analysis module generally utilizes handcrafted language features developed by experts such as part-of-speech (POS) tags or natural language parsing related structures such as parsing tree, to capture the prosody cues from the input text [5, 6]. Recently, end-to-end TTS (E2E-TTS) systems simplify the synthesis pipeline with encoder-decoder structure and have achieved remarkable success in terms of naturalness and intelligibility of the synthesized speech over conventional methods [7].

Since these E2E-TTS techniques, such as Tacotron-2 [8]

and Deep Voice 3 [9], use encoder to produce linguistic features only from text (characters or phonemes) and utilize attention-based decoder to directly generate raw spectrogram, they do not require complex text analysis or duration modeling. The input of E2E-TTS systems is usually enriched by context-free syntactic information using taggers and syntax parsers [10, 11, 12]. But still, part of information about semantics is available to these E2E-TTS systems, as such information can not be well learned from the training TTS dataset just by virtue of the nowadays encoder structures.

As a result of the development of pre-trained text representation, bidirectional encoder representations from transformers (BERT) [13] has been proven to embody not only text-free syntactic information but also text-context semantic information. There are existing extensions of E2E-TTS utilizing BERT to improve prosody performance. Pre-trained BERT is firstly introduced to Tacotron-2 as an additional input and show gains in mean opinion scores [14]. Similar method further verifies the ability of BERT to improve prosody on the Chinese multi-speaker TTS task [15]. Along different lines, CHiVE-BERT [16] incorporates a BERT model in an RNN-based speech synthesis model. These approaches have improved the prosody of synthesized speech by exploiting the semantic information of the phrase and word from BERT.

Incorporating sentence structure like dependency relations explicitly can help improve the naturalness and expressiveness of synthesized speech effectively [17, 18]. However as transformer based model, BERT does not explicitly model the dependency structure due to the limitation of its training tasks. As a result, the rendering of utterance is adversely affected especially for long sentences.

To explicitly incorporate the dependency relations among different lexical tokens in a sentence, GraphSpeech [19] introduces the relations of input lexical tokens to the graph attention mechanism from dependency parsing that is proven to be useful for representing semantic association [20]. However, GraphSpeech uses a recurrent neural network (RNN) based relation encoder to model the dependency relation, which is insufficient to capture information considering the complex sentence structure. Graph neural network (GNN) [21, 22] is further introduced to TTS for its ability to learn the representation via message passing among the nodes of graphs, like GraphTTS [23] and GraphPB [24], but all of them use simple structures designed only from the text and without considering deeper semantics.

To make better use of the sentence-level semantic information from dependency parsing, we propose a semantic representation learning method based on graph neural network, consid-

[†] Equal contribution. ^{*} Corresponding author.

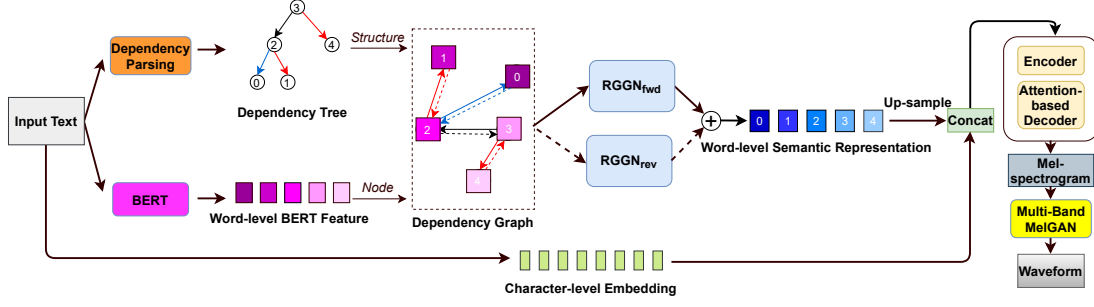


Figure 1: *Main framework of the proposed method. The dependency graph (in dashed box) of a sentence consists of two graphs: forward dependency graph (represented by solid arrows) and reverse dependency graph (represented by dashed arrows). $RGGN_{fwd}$ and $RGGN_{rev}$ represent the relational gated graph networks dealing with forward and reverse dependency graphs respectively.*

ering dependency relations of a sentence. Dependency graph of input text is composed of edges from dependency tree structure considering both the forward and the reverse directions. Semantic representations are then extracted at word level by the relational gated graph network (RGGN) fed with word features from BERT as nodes input. Upsampled semantic representations and character-level embeddings are concatenated to serve as the encoder input of Tacotron-2 [8], followed by a multi-band MelGAN vocoder [25] to generate synthesized speech.

Experimental results show that our proposed method outperforms the baseline using vanilla BERT features in terms of naturalness and expressiveness both in LJSpeech and Blizzard Challenge 2013 datasets, and semantic representations learned from the reverse direction are more effective for enhancing expressiveness. The effectiveness of the semantic representation learned from dependency graph is also explored and demonstrated through the case study.

2. Methodology

To improve the expressiveness of the synthesized speech, we propose a semantic representation learning method based on graph neural network considering dependency relations of a sentence. The main framework of the proposed method is illustrated in Fig.1. After constructing the dependency graph of input text, two individual relational gated graph networks (RGGN) are used to learn the semantic representations, which are passed as additional input to Tacotron-2.

2.1. Dependency graph construction

In a dependency tree, bilocalized dependencies are used to describe the relations between words for semantic analysis, as shown in Fig.2. We use a graph to represent dependency relations of semantic tokens, defined as $\mathcal{G} = (\mathcal{V}, \mathcal{E})$. Node $v \in \mathcal{V}$ represents the token with semantic information in a sentence, usually a word. Edge $e = (v_i, v_j) \in \mathcal{E}$, which denotes directed edge from node v_i to node v_j with a particular dependency relation. And different types of edges represent different kinds of dependency relations. A sentence can be represented as a sequence of words $\mathcal{W} = [w_1, w_2, \dots, w_n]$, where n is the number of words of the sentence. We extract semantic representation and the structure of the dependency tree from \mathcal{W} , which can be formulated as:

$$\begin{aligned} [\mathbf{v}_1, \mathbf{v}_2, \dots, \mathbf{v}_n] &= \text{BERT}(w_1, w_2, \dots, w_n) \\ \mathcal{V}_{bert} &= \{\mathbf{v}_1, \mathbf{v}_2, \dots, \mathbf{v}_n\} \\ \mathcal{E}_{dep} &= \text{Parsing}_{dep}(\mathcal{W}) \end{aligned} \quad (1)$$

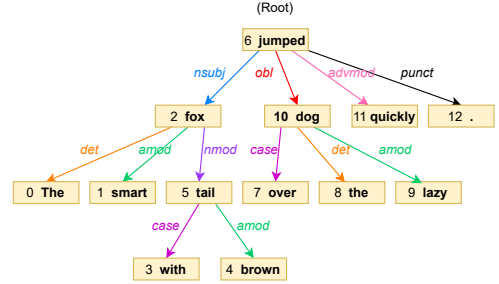


Figure 2: *Dependency tree of “The smart fox with brown tail jumped over the lazy dog quickly.” Different colored edges represent different kinds of dependency relations. For example, “jumped” and “fox” are directly connected and the dependency relation between them is “nsubj”, pointing from “jumped” to “fox”, which means “fox” is the nominal subject of “jumped” and “jumped” is the dependency head of “fox”.*

where \mathbf{v}_i is the BERT feature of the i -th word, composing the node set \mathcal{V}_{bert} , and \mathcal{E}_{dep} is the edge set of relations from dependency parsing which can be regarded as the dependency structure of \mathcal{W} .

As shown in Fig.2, node “jumped” points to node “quickly” in the original dependency tree. But considering “quickly” modifying “jumped”, the semantic information of the child node should influence the parent node at the same time. Thus, we use both two information flow directions to construct the dependency graph. The forward direction is defined as the information flows from parent nodes to child nodes, consistent with the dependency tree. The reverse direction is defined as the information flows from child nodes to parent nodes, reverse to the dependency tree. The corresponding structure of the forward and the reverse direction can be represented as:

$$\begin{aligned} \mathcal{E}_{fwd} &= \mathcal{E}_{dep} \\ \mathcal{E}_{rev} &= \text{Direction}_{rev}(\mathcal{E}_{dep}) \end{aligned} \quad (2)$$

where \mathcal{E}_{fwd} is the forward dependency structure, Direction_{rev} is the direction reversal operation and \mathcal{E}_{rev} is the reverse dependency structure of \mathcal{W} . Therefore the forward dependency graph and the reverse dependency graph can be represented as:

$$\begin{aligned} \mathcal{G}_{fwd} &= (\mathcal{V}_{bert}, \mathcal{E}_{fwd}) \\ \mathcal{G}_{rev} &= (\mathcal{V}_{bert}, \mathcal{E}_{rev}) \end{aligned} \quad (3)$$

The semantic information of words will flow to the dependent

nodes directly or indirectly through the topology of \mathcal{G}_{fwd} and \mathcal{G}_{rev} . In this way, the dependency graph of a sentence is constructed from the dependency tree, which is further passed to the relational gated graph network for semantic representation learning.

2.2. Relational gated graph network

The relational gated graph network (RGGN) aims to learn the semantic representation from the dependency graph in section 2.1. The gated graph neural network (GGNN) is adopted due to its long-term propagation of information flow [23]. Additionally, different weight matrices corresponding to different types of edges are introduced to GGNN inspired by relational graph convolutional network [26].

RGGN maps the dependency graph to semantic representation via information propagation. Firstly, the hidden state h_i^0 is initiated by the word-level BERT feature $\mathbf{v}_i \in \mathcal{V}_{bert}$ for node i . Then the propagation step computes node representation for each node through several iterations, represented as:

$$\begin{aligned} a_i^t &= \sum_{j \in N(i)} W_{eij} h_j^t \\ h_i^{t+1} &= GRU(a_i^t, h_i^t) \end{aligned} \quad (4)$$

where $N(i)$ is the set of neighbors of node i , W_{eij} denotes the weight parameters of edge from node i to j in propagation, h_i^t and h_i^{t+1} denote hidden states of node i in the t -th and the $(t+1)$ -th iteration, a_i^t is the weighted sum of the hidden states h_j^t of the neighbors of node i , and $GRU(\cdot)$ denotes the gated aggregator which updates hidden state h_i^t incorporating information both from the neighbors and the previous iteration step of node i . In RGGN, nodes can retain long-term information during propagation because of the gated recurrent units.

The hidden states of the nodes in the graph after several iterations are regarded as graph embeddings that gather the information of related nodes through explicit connections. According to the order of nodes marked in advance, we resort graph embeddings to word-level semantic representation sequence that is consistent with the original sentence. Thus, we can obtain semantic representations for each word considering dependency relations of a sentence.

2.3. TTS with semantic representations

As in Fig.1, we design two RGGNs $RGGN_{fwd}$ and $RGGN_{rev}$ to deal with the forward and reverse dependency graphs respectively, and their parameters are not shared. The word-level semantic representations can be obtained as:

$$\begin{aligned} R_{fwd} &= [r_{fwd}^1, r_{fwd}^2, \dots, r_{fwd}^n] = RGGN_{fwd}(\mathcal{G}_{fwd}) \\ R_{rev} &= [r_{rev}^1, r_{rev}^2, \dots, r_{rev}^n] = RGGN_{rev}(\mathcal{G}_{rev}) \end{aligned} \quad (5)$$

where r_{fwd}^i is the semantic representation of the i -th word in \mathcal{W} learned from the forward dependency graph, r_{rev}^i is learned from the reverse dependency graph, R_{fwd} and R_{rev} are the semantic representation sequences of two dependency graphs. Besides, we combine R_{fwd} and R_{rev} to consider the dependency information of both forward and reverse directions:

$$\begin{aligned} r_{bi}^i &= r_{fwd}^i \oplus r_{rev}^i \\ R_{bi} &= [r_{bi}^1, r_{bi}^2, \dots, r_{bi}^n] \end{aligned} \quad (6)$$

where \oplus is the element add operation of r_{fwd}^i and r_{rev}^i to get the semantic representation r_{bi}^i of the i -th word considering both directions, and R_{bi} is the sequence of r_{bi}^i .

Word-level semantic representations are then upsampled to character-level and concatenated with the character embeddings. That is, we duplicate the word-level semantic representation to match the character length of the word. Then the concatenation is passed to the encoder of Tacotron 2, followed by the attention-based decoder to generate mel spectrogram. Waveforms are finally synthesized using a multi-band MelGAN vocoder conditioned on the mel spectrogram.

3. Experiments

3.1. Experimental setup

In order to verify the effect of semantic representation and explore the influence of information flow direction in our model, three versions of the systems are evaluated:

Fwd-dep: The semantic representation R_{fwd} learned from the forward dependency graph \mathcal{G}_{fwd} is adopted.

Rev-dep: The semantic representation R_{rev} learned from the reverse dependency graph \mathcal{G}_{rev} is adopted.

Bi-dep: The semantic representation R_{bi} considering both directions is adopted.

For comparison, a baseline model based on Tacotron-2 with character-level embeddings concatenated with BERT features (**Char+BERT**) as input is also implemented.

In RGGN, we set the size of GRU layer to 768, consistent with the output dimension of BERT. The number of edge types is set to 46 in accordance with the number of dependency relations, and the number of iterations is set to 5. The parameters in Tacotron-2 are consistent with vanilla settings, except that the input dimension of the first convolution layer of the encoder is set to 1280, which is the sum of character-level embedding dim (512) and the semantic representation dim (768).

We train the baseline and the proposed methods on a 24-hour female native speaker corpus LJSpeech [27] and another 20-hour female speaker corpus Blizzard Challenge 2013. After 100 sentences are reserved as the test set, 95% of the sentences are used for training and the rest are used for validation for two datasets. Following GraphSpeech, we use Stanza [28] to extract dependency trees. And we use the pre-trained parameters of the BERT-base uncased model [29]. The baseline and the proposed methods are implemented with a PyTorch backend. The Adam optimizer is adopted with an initial learning rate of 10^{-3} , decaying to 10^{-4} after 100K iterations. We train all the models for 150K iterations with a batch size of 16 on a NVIDIA RTX3080 GPU. Especially, multi-band MelGAN is trained separately.

3.2. Subjective evaluations

3.2.1. MOS test

We employ the mean opinion score (MOS) evaluations of speech expressiveness and naturalness by subjective listening tests. The sentences are selected randomly from the test set and Internet, which are varied in length and content. 20 university students with fluent proficiency of English are recruited as subjects to take part in the evaluation and rate on a scale from 1 to 5 with 1 point interval. As shown in Table.1, the results of MOS demonstrate the effectiveness of our proposed methods over the baseline approach on both LJSpeech and Blizzard Challenge 2013 datasets. On the LJSpeech dataset, Bi-dep receives the best MOS of 3.918 and T -test reveals that it significantly outperforms the baseline with a p of 0.024. Both Rev-dep and Bi-dep outperform the baseline by a gap of approximately 0.1. On the Blizzard Challenge 2013 dataset, the three proposed meth-

ods also receive better MOS than the baseline and Rev-dep gets the best MOS of 3.894.

Table 1: *The MOS results on LJSpeech and Bilzzard Challenge (BC) 2013 datasets.*

Model	MOS LJSpeech	MOS BC2013
Char + BERT	3.797 \pm 0.105	3.837 \pm 0.071
Fwd-dep	3.810 \pm 0.100	3.854 \pm 0.072
Rev-dep	3.893 \pm 0.097	3.894 \pm 0.069
Bi-dep	3.918 \pm 0.097	3.850 \pm 0.071

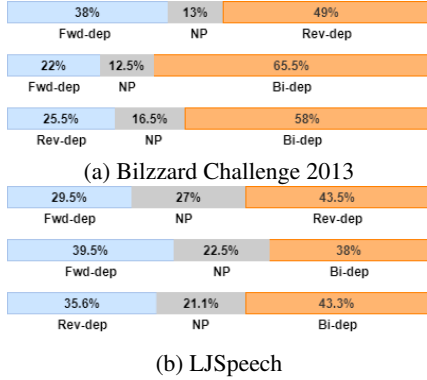


Figure 3: *The ABX preference test for expressiveness evaluation of two datasets. NP stands for no preference.*

3.2.2. ABX preference test

ABX preference test is also conducted on three versions of our model. The same 20 subjects are asked to choose which one has the better expressiveness between a pair of methods. The results are shown in Fig.3. On the Bilzzard Challenge 2013 dataset, the preference rate of Bi-dep exceeds Fwd-dep by 43.5% and Rev-dep by 32.5% respectively, and Rev-dep is more preferred than Fwd-dep. On the LJSpeech dataset, the results also show that Rev-dep is better than Fwd-dep and Bi-dep is better than Rev-dep; but Bi-dep and Fwd-dep receive almost equal preference rates when compared, which is an interesting phenomenon probably due to the interference of speech quality.

3.2.3. Analysis

From both MOS and ABX preference tests, it is observed that the semantic representations learned by the reverse direction have achieved better results in TTS, whose corresponding synthesized speech is more expressive than by the forward direction. In the reverse dependency graph, the semantic information flows from the child node to the parent node of the original dependency tree. The reverse information flow in the dependency tree is closer to the modification relationship from the perspective of linguistics, such as adjectives modifying nouns and adverbs modifying verbs. And words located in the higher level of the dependency tree, usually more important, should gather richer semantic information, so as to obtain more expressive pronunciation (like emphasis or prosodic changes). This possibly explains why the expressiveness of TTS benefits more from the semantic representation learned by the reverse direction.

3.3. Case study

Furthermore, we make a case study by comparing the spectrogram, pitch contour and intensity of the speeches generated from different methods, as shown in Fig.4. With the semantic representation learned from dependency graph, the synthesized speech can get more accurate and better prosody.

In detail, firstly, the pronunciation of two “to be” in the proposed method are obviously more expressive compared with the baseline. The two “to be” of the baseline are very similar and flat in terms of pitch. While the first “to be” has a higher pitch than the second one in the proposed method, both of which are in a declining trend. This difference is attributed to the different dependency structure of two “be”, as shown in Fig.4(a). Besides, the pause between the first half sentence before comma and the second in our proposed method is longer than the baseline, because they belong to two different substructures in the dependency tree, leading to a more natural expression of the semantics of the sentence. For “that’s a” and “question”, it can be observed that “question” is emphasized in the baseline, due to its richer semantic information than “that” from BERT. Instead, we can find that the intensity of “that’s a” is higher in the proposed method, considering the semantic information of “question” is passed to “that’s a” in the graph, resulting in expressiveness enhanced pronunciation.

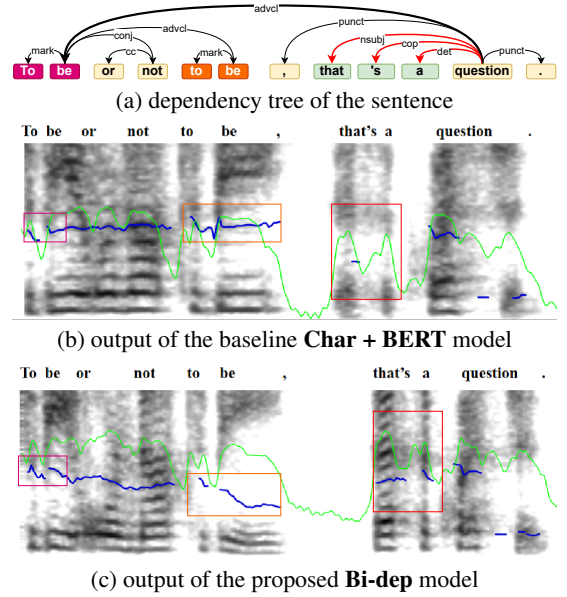


Figure 4: *Mel spectrogram, pitch (blue curve) and intensity (green curve) comparison on the sentence “To be or not to be, that’s a question.” between the proposed **Bi-dep** and the baseline **Char+BERT***

4. Conclusions

In this study, we propose a semantic representation learning method based on graph neural network, considering dependency relations of sentence to enhance expressiveness. Both the forward and the reverse directions are considering when constructing the dependency graph. Experimental results show that our proposed method outperforms the baseline both in two datasets, and semantic representations learned from the reverse direction are more effective for enhancing expressiveness.

5. References

- [1] P. Taylor, *Text-to-speech synthesis*. Cambridge university press, 2009.
- [2] I. Sutskever, O. Vinyals, and Q. V. Le, “Sequence to sequence learning with neural networks,” *arXiv preprint arXiv:1409.3215*, 2014.
- [3] J. Gehring, M. Auli, D. Grangier, D. Yarats, and Y. N. Dauphin, “Convolutional sequence to sequence learning,” in *International Conference on Machine Learning*. PMLR, 2017, pp. 1243–1252.
- [4] D. Bahdanau, J. Chorowski, D. Serdyuk, P. Brakel, and Y. Bengio, “End-to-end attention-based large vocabulary speech recognition,” in *2016 IEEE international conference on acoustics, speech and signal processing (ICASSP)*. IEEE, 2016, pp. 4945–4949.
- [5] H. Zen, K. Tokuda, and A. W. Black, “Statistical parametric speech synthesis,” *speech communication*, vol. 51, no. 11, pp. 1039–1064, 2009.
- [6] S. Takamichi, K. Kobayashi, K. Tanaka, T. Toda, and S. Nakamura, “The naist text-to-speech system for the blizzard challenge 2015,” in *Proc. Blizzard Challenge workshop*, vol. 2. Berlin, Germany, 2015.
- [7] M. Poesio, F. Bruneseaux, and L. Romary, “The mate meta-scheme for coreference in dialogues in multiple languages,” in *Towards Standards and Tools for Discourse Tagging*, 1999.
- [8] J. Shen, R. Pang, R. J. Weiss, M. Schuster, N. Jaitly, Z. Yang, Z. Chen, Y. Zhang, Y. Wang, R. Skerrv-Ryan *et al.*, “Natural tts synthesis by conditioning wavenet on mel spectrogram predictions,” in *2018 IEEE International Conference on Acoustics, Speech and Signal Processing (ICASSP)*. IEEE, 2018, pp. 4779–4783.
- [9] W. Ping, K. Peng, A. Gibiansky, S. O. Arik, A. Kannan, S. Narang, J. Raiman, and J. Miller, “Deep voice 3: Scaling text-to-speech with convolutional sequence learning,” in *International Conference on Learning Representations*, 2018.
- [10] K. Silverman, M. Beckman, J. Pitrelli, M. Ostendorf, C. Wightman, P. Price, J. Pierrehumbert, and J. Hirschberg, “Tobi: A standard for labeling english prosody,” in *Second international conference on spoken language processing*, 1992.
- [11] H. Guo, F. K. Soong, L. He, and L. Xie, “Exploiting syntactic features in a parsed tree to improve end-to-end tts,” *Proc. Interspeech 2019*, pp. 4460–4464, 2019.
- [12] C. Song, J. Li, Y. Zhou, Z. Wu, and H. Meng, “Syntactic representation learning for neural network based tts with syntactic parse tree traversal,” *arXiv preprint arXiv:2012.06971*, 2020.
- [13] J. Devlin, M.-W. Chang, K. Lee, and K. Toutanova, “Bert: Pre-training of deep bidirectional transformers for language understanding,” *arXiv preprint arXiv:1810.04805*, 2018.
- [14] T. Hayashi, S. Watanabe, T. Toda, K. Takeda, S. Toshniwal, and K. Livescu, “Pre-trained text embeddings for enhanced text-to-speech synthesis,” *Proc. Interspeech 2019*, pp. 4430–4434, 2019.
- [15] Y. Xiao, L. He, H. Ming, and F. K. Soong, “Improving prosody with linguistic and bert derived features in multi-speaker based mandarin chinese neural tts,” in *ICASSP 2020-2020 IEEE International Conference on Acoustics, Speech and Signal Processing (ICASSP)*. IEEE, 2020, pp. 6704–6708.
- [16] T. Kenter, M. Sharma, and R. Clark, “Improving the prosody of rnn-based english text-to-speech synthesis by incorporating a bert model,” *Proc. Interspeech 2020*, pp. 4412–4416, 2020.
- [17] M. Aso, S. Takamichi, N. Takamune, and H. Saruwatari, “Acoustic model-based subword tokenization and prosodic-context extraction without language knowledge for text-to-speech synthesis,” *Speech Communication*, vol. 125, pp. 53–60, 2020.
- [18] R. Liu, B. Sisman, F. Bao, J. Yang, G. Gao, and H. Li, “Exploiting morphological and phonological features to improve prosodic phrasing for mongolian speech synthesis,” *IEEE/ACM Transactions on Audio, Speech, and Language Processing*, vol. 29, pp. 274–285, 2020.
- [19] R. Liu, B. Sisman, and H. Li, “Graphspeech: Syntax-aware graph attention network for neural speech synthesis,” *arXiv preprint arXiv:2010.12423*, 2020.
- [20] M. Zhang, “A survey of syntactic-semantic parsing based on constituent and dependency structures,” *Science China Technological Sciences*, pp. 1–23, 2020.
- [21] F. Scarselli, M. Gori, A. C. Tsoi, M. Hagenbuchner, and G. Monfardini, “The graph neural network model,” *IEEE transactions on neural networks*, vol. 20, no. 1, pp. 61–80, 2008.
- [22] J. Zhou, G. Cui, Z. Zhang, C. Yang, Z. Liu, L. Wang, C. Li, and M. Sun, “Graph neural networks: A review of methods and applications,” *arXiv preprint arXiv:1812.08434*, 2018.
- [23] A. Sun, J. Wang, N. Cheng, H. Peng, Z. Zeng, and J. Xiao, “GraphTts: graph-to-sequence modelling in neural text-to-speech,” in *ICASSP 2020-2020 IEEE International Conference on Acoustics, Speech and Signal Processing (ICASSP)*. IEEE, 2020, pp. 6719–6723.
- [24] A. Sun, J. Wang, N. Cheng, H. Peng, Z. Zeng, L. Kong, and J. Xiao, “Graphpb: Graphical representations of prosody boundary in speech synthesis,” *arXiv preprint arXiv:2012.02626*, 2020.
- [25] G. Yang, S. Yang, K. Liu, P. Fang, W. Chen, and L. Xie, “Multi-band melgan: Faster waveform generation for high-quality text-to-speech,” *arXiv preprint arXiv:2005.05106*, 2020.
- [26] M. Schlichtkrull, T. N. Kipf, P. Bloem, R. Van Den Berg, I. Titov, and M. Welling, “Modeling relational data with graph convolutional networks,” in *European semantic web conference*. Springer, 2018, pp. 593–607.
- [27] K. Ito, “The ljspeech dataset,” 2017. [Online]. Available: <https://keithito.com/LJ-Speech-Dataset/>
- [28] P. Qi, Y. Zhang, Y. Zhang, J. Bolton, and C. D. Manning, “Stanza: A python natural language processing toolkit for many human languages,” *arXiv preprint arXiv:2003.07082*, 2020.
- [29] “Bert-base-uncased model.” [Online]. Available: <https://huggingface.co/bert-base-uncased/>