

Relevance-Aware Anomalous Users Detection in Social Network

Yangyang Li^{*✉}, Yipeng Ji[†], Shaoning Li[‡], Shulong He[§], Yinhao Cao[‡], Yifeng Liu^{*}, Hong Liu^{¶||},
Xiong Li^{**}, Jun Shi^{††} and Yangchao Yang^{††}

^{*}National Engineering Laboratory for Public Safety Risk Perception and Control by Big Data, CAEIT, Beijing 100041, China;

[†]School of Computer Science and Engineering, Beihang University, Beijing 100191, China;

[‡]School of Cyber Science and Technology, Beihang University, Beijing 100191, China;

[§]National Computer Network Emergency Response Technical Team/Coordination Center of China, Beijing 100029, China;

[¶]School of Software Engineering, East China Normal University, Shanghai 200062, China;

^{||} Shanghai Trusted Industrial Control Platform Co., Ltd., Shanghai 200062, China;

^{**}Beijing Bitcat Technology Co., Ltd., Beijing, China;

^{††}Shenzhen CyberArray Network Technology Co., Ltd, CETC, Shenzhen, China.

Email: {liyongyang, liuyifeng3@cetc.com.cn}; {jiyipeng, 19373215, caoyinhao}@buaa.edu.cn; hsl@cert.org.cn; liuhong@ticpsh.com; li.xiong@foxmail.com; jshi@nscslab.net; forester@mail.ustc.edu.cn.

Abstract—Anomalous users detection in social network is an imperative task for security problems. Graph Neural Networks (GNNs) have been widely applied to reveal the suspicious nodes or relevance by aggregating the neighborhood information. However, the increasing scale of users' behaviors and interactions as well as the manifold camouflage techniques have largely complicated the discrimination process, which result in the serious loss of detection accuracy. In this paper, we propose an innovative Relevance-aware Anomalous Users Detection model (RAUD), which extracts and learns both the explicit and implicit relevance from meta data based on heterogeneous information network (HIN) and GNNs. We employ two distinct exploring layers including a self-attention layer and a similarity calculation layer to fully consider the users' intimacy across different relationships, and a following fusion layer based on graph convolution network (GCN) to consolidate the similarity and enhance the node embedding. We evaluate our proposed model with real-world datasets and results show our approach can achieve over 90% accuracy for user classification, far better than other comparable baselines.

Index Terms—Social network, Abnormal social users detection, Heterogeneous graph neural network.

I. INTRODUCTION

As the Internet services thrive, social networks have been a non-substitutable platform for daily interactions and socialization. Specifically, along with the frequent online activities and behaviours, some abnormal social users such as zombie users, spammers, social bots, etc. [1] have also shown up, which greatly impact on the norm of social network. These abnormal users are important tools for orchestrated manipulation of mass media events and actively involved in the discussion of important events, including the public opinion direction of various political events [2]. They are also responsible for disseminating less credible information or extreme ideologies, as well as increasing the level of confusion in some online

discussions [3]. Therefore, detecting the anomalous users in social network is an imperative task [4].

The conventional approach in anomalous users detection mainly concentrate on the difference explicit feature [5] (nickname etc.) from human behaviors and only treat users as individuals. However, as a result of evolving techniques based on generative adversarial networks (GANs) [6], [7] to imitate human-like behavior and disguise anomalies, the discrimination of anomalous users with simple detection approach has become more ineffective [8]. Recently, due to the perfect performance of graph neural networks (GNNs) in capturing the hidden connectivity of data, many GNN-based anomaly detectors have been applied to various fraud or anomaly detection scenarios [9]. In contrast to the traditional detection methods, GNN-based approaches can aggregate the neighborhood information to learn the node representations with multiple layers, which are trained in an end-to-end diagram [10]. Their semi-supervised learning features dramatically decrease the labeling cost as well.

However, the existing GNN-based detection approaches still neglect the well-designed camouflage of the current anomalous users. They adjust their behaviors to alleviate the suspiciousness and connect to normal users to disguise [11]. The users' static features and explicit relationships as the traditional approaches have thoroughly exploited [12], they fail to distinguish the disguised information between normal and anomalous users and lead to the serious loss of detection accuracy. As mentioned, anomalous users would build connection with some benign users to muddle through the feature-based detectors. Hence, extracting the hidden implicit connections between different users is of great significant to accurately classify the type of users most of which occupy semblable features [13], [14]. Though some recent works have noticed the similar challenges, their solutions still fail to fit the anomalous users detection problems.

✉ Yangyang Li is the corresponding author

To further detect the well-disguised users in social network, in this paper, we propose a **Relevance-aware Anomalous Users Detection (RAUD)** model based on heterogeneous information network (HIN) [15] to effectively extract the hidden semantics from meta data, and GNN-based learning module to explore the *explicit relevance* and *implicit relevance* of users. Concretely, we first utilize meta data such as users features, behaviour features and textual information etc. to establish a HIN based categorizing users network. Then we employ a self-attention layer to calculate the intimacy between users and individual contribution of relationships, aiming to measure their explicit relevance. Furthermore, we utilize a similarity calculation layer to explore the users' implicit relevance. Combined with both two kinds of relevance, we obtain the enhanced embedded features of users in social network through a GCN-based fusion layer [16], and make dichotomy to detect the anomalous users. We evaluate our proposed model with real-world datasets and the experimental results show that RAUD can achieve over 90% accuracy for anomalous users detection, far better than other comparable baseline models. The main contributions of RAUD are summarized as follows:

- We establish a HIN based categorizing users network as the basis of RAUD by transforming the entities and relationship in meta-structure to nodes and edges in HIN.
- We propose a anomaly detector named RAUD, which consists of a relevance-aware layer including a self-attention layer and a similarity calculation layer respectively to fully consider the users' intimacy across different relationships, and consolidate the similarity through a GCN-based fusion layer to enhance the node embedding.
- Extensive experiments with real-world datasets are conducted to validate the effectiveness of RAUD on anomalous users detection. The results demonstrate that our approach can achieve over 90% accuracy and outperforms other classic comparable baseline models.

The rest of this paper is organized as follows. In Sec. II, we introduce the background and related work for anomalous users detection. Sec. III demonstrates the necessary definition and models the detection problems. Sec. IV depicts the framework and components of our proposed RAUD. We evaluate our proposed model with real-world datasets in Sec. V and analyze the experimental results with cases at length. Finally, we conclude this paper in Sec. VI.

II. RELATED WORK

A. Graph neural network

GNNs [17] model is extended from the traditional neural network to implement graph-structured data. GNNs aim to learn dimensional vector representations for nodes in the networks. The recent diagram of GNNs is to generalize convolutional operation (GCN) [18], which generates nodes' representation by aggregating their own and neighbors' features. GCNs address the cyclic mutual dependencies architecturally and can be classified into spectral-based GCN and spatial-based GCN. Spectral-based GCNs [19] apply a normalized

graph Laplacian matrix and graph Fourier transform to make spectral convolutional operations. Spatial-based GCNs directly convolve the nodes' representations with their close neighbors' to derive and propagate the updated representations. Compared with the spectral-based GCNs, spatial-based GNNs are more flexible and scalable with the sizes and the structures of the graphs. Furthermore, spatial-based GCNs are more efficient and are preferred in recent works [20]. Graph attention network (GAT) [21] introduces the classical attention mechanism to GNNs. GAT outperforms in handling the long-term dependencies. It captures the content-based similarity between two entities and measures their distance of representations [18], [22], [23].

B. Anomalous users detection

Anomalous users detection mainly focuses on those who are mostly utilized as powerful tools to guide the direction of public opinion or carry out some crimes in social network. The most common anomalous users around are 1) *Zombie user*: Zombie users are specifically fake followers who create an illusion of a high reputation and credibility via boosting the number of followers (similar to DDoS attack). Most of the time, zombie users remain silent without any interaction but suddenly show up for some purpose. 2) *Spammer*: Spammers aggressively post harmful content such as adult advertisements, e-magazines and links. Different from zombie users, spammers interact with normal users by replying to comments, most of which are same in order to express the content and enhance their influence. 3) *Social bots*: Social bots are designed to disseminate a certain point of view that can lead the direction of public opinion by posting content with certain hashtags. Social bots make disproportionate contribution in disseminating less credible information or extreme ideologies, as well as increasing the level of confusion on purpose.

To detect these anomalous users in social network, most approaches are proposed based on static personal features [24]. The basic Bayesian classification with user characteristics [25] and machine learning methods [26] have proven efficient for zombie users detection. In addition to users features, many recent works add text features for spammer detection. Wu et al. [27] pick up attributes according to the content of tweets Word2Vec and apply multiple deep learning methods to make binary classification. Alom et al. [28] conduct deep learning-based algorithms on meta data and textual data. As for social bots detection, Sayyadiharikandeh et al. [29] leverage a supervised learning method to train classifiers specialized for each class of bots and combines their decisions through the maximum rule Ping et al. [30] adopt CNN to extract the joint features and LSTM [31], [32] to extract temporal features of the tweet information, and fuse these two to accomplish the detection.

III. PROBLEM DEFINITION AND MODELING

In this section, we will first give the necessary notations and definition of this paper, and model the anomalous users detection problems.

Definition 1. Heterogeneous Information Network. A heterogeneous information network(HIN) is a graph $G = (\mathcal{V}, \mathcal{E})$, where \mathcal{V} and \mathcal{E} stand for collections of nodes and edges with various types.

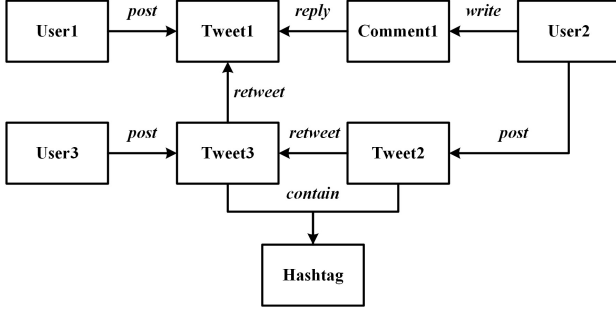


Fig. 1: An example of users interaction based on HIN

Fig.1 gives an example of users network, including various entities and corresponding relationships. Generally, users interactions in social network can be categorized into *following*, *commenting/replying*, *posting/retweeting*, and *hashtagging*, which also represent different types of relation between nodes in constructed HIN. According to the mentioned operations, in this paper, we mainly concentrate on these four distinct basic entities: *User*, *Tweet*, *Comment*, and *Hashtag*, standing for the nodes of HIN.

Definition 2. Meta-Schema. Given a HIN graph $G = (\mathcal{V}, \mathcal{E})$, the meta-schema, denoted as $T_G = (\mathcal{N}, \mathcal{K})$, where \mathcal{N} denotes the set of node types in G and \mathcal{K} represents the set of edge types in G .

Definition 3. Meta-Structure

- **Meta-Path.** Given a meta-schema $T_G = (\mathcal{N}, \mathcal{K})$, a meta-path \mathcal{P}_M , denoted as $N_1 \xrightarrow{K_1} N_2 \xrightarrow{K_2} N_3 \dots N_{l-1} \xrightarrow{K_{l-1}} N_l$, is a path on T_G that defines a composite relation $K = K_1 \circ K_2 \circ \dots \circ K_{l-1}$ between node type N_1 and N_l . Herein, \circ indicates the relation composition operator.
- **Meta-Graph.** Given a meta-schema $T_G = (\mathcal{N}, \mathcal{K})$, a meta-graph \mathcal{G}_M is a directed acyclic graph (DAG) with a single source node and a single target node. The nodes and edges in \mathcal{G}_M are confined to \mathcal{N} and \mathcal{S} , respectively.

Definition 4. Users Relevance

- **Explicit Relevance.** Explicit relevance is the direct relationship between users. Concretely, it represents some types of interactions such as comments, replies and retweets. It is intuitive that the degree of explicit relevance highly depend on the frequency of interactions. The explicit relevance is widely applied as crucial features in the proposed models.
- **Implicit Relevance.** Implicit relevance, which also means hidden semantics, represents the extended relationships between users and their high-order neighbors. The high-order neighbors are those who non-immediately con-

nect with target users but actually correlated. In this paper, with the advantage of implicit relevance, we fully consider the relational features in social network and effectively detect the anomalous users.

For instance, Fig. 3 shows a simple scene in social network. User1 is connected with User2, User3 and User4 but the feature of their relationships are quiet different. The closeness between User1 and User2 is obviously stronger than that with User3, and is distinct from User4. Meanwhile, though Anomalous User1 and Anomalous User2 are not directly connected, they still correlate with implicit relevance because both of them are connected with User4.

The target of this work aims to accurately and effectively detect anomalous users in social networks. As mentioned, the existing methods neglect the relational features of users in the case of the increasing number of well-disguised anomalous users, which lead to the serious loss of detection accuracy. To tackle this problem, we fully consider both the explicit and implicit relevance of users to enhance the aggregation and classification. In order to better exploit the target relevance, we employ a HIN to extract meta-data as semantic relationships, which are taken as input features \mathcal{X} combined with users' original labels \mathcal{T} to predict the type \mathbf{t} of target users. The whole classification procedure is typically regarded as anomalous users detection in social network.

IV. RELEVANCE-AWARE ANOMALOUS USERS DETECTION

A. Overall Framework

The overall framework of RAUD proposed in this paper is shown in Fig.4. It consists of three parts: a heterogeneous information network module, a relevance-aware exploring layer and a cluster module. The input of RAUD is the extracted users features including meta features, behaviour features and textual semantic feature, which provide various types of entities and interactions. The HIN module is responsible for storing the collected features as nodes and edges. Furthermore, aiming to concentrate on the users, we proceed to generate the meta-structure which simply composed of users entities to better extract their rational connectivity. The relevance-aware exploring layer, which contains a self-attention layer, a similarity calculation layer and a GCN-based fusion layer respectively, is set to fully exploit the relevance of users, calculate the degree of different relationships between users and aggregate the information. The GCN-based fusion layer leverages GCNs to enhance the effect of node embedding. The cluster module classify the learned representations and output the final results. The following sections will introduce the details of RAUD at length.

B. Graph Preprocessing based on HIN

To begin with, we extract the meta features of users from *user* object by Twitter API¹. The rich extracted features serve as the node features in social network. We use the $N \times D$

¹<https://developer.twitter.com/en/docs/twitter-api>

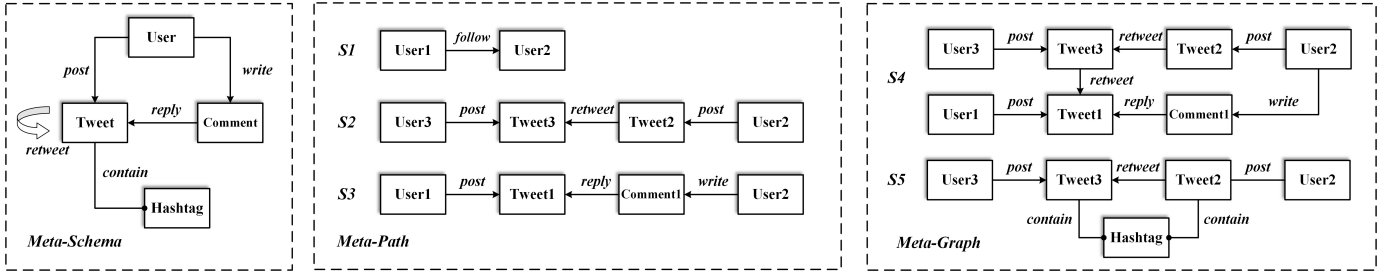


Fig. 2: Meta-Schema and Meta-Structure

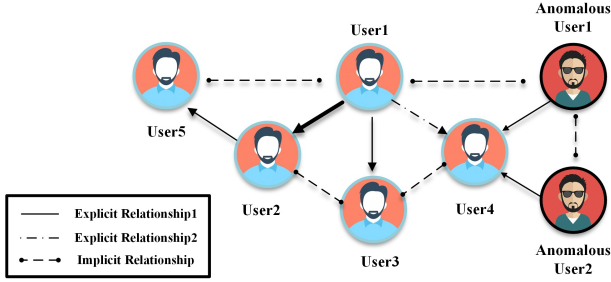


Fig. 3: Users relevance in social network

raw feature matrix U to store the meta information, where N and D are the number of users and dimensions of meta-features, respectively. As mentioned in Sec. III, we transfer the extracted meta feature into four types of entities and proceed to construct the HIN based on their correlation.

As a relevance-aware model, RAUD focuses on learning the correlations between users and therefore we adopt the meta-structure generated from HIN for semantics, including meta-path and meta-graph.

C. Relevance-Aware Exploring Layers

The relevance-aware exploring layers consist of a self-attention layer, a similarity calculation layer and a GCN-based fusion layer respectively.

1) *Self-Attention Layer*: In self-attention layer, we first measure the affinity between users of explicit relationship at a node level, and enhance the exploited contribution from different relationships at a semantic level.

Node Level. With the advantage of self-attention mechanism, we leverage the degree of affinity to measure the closeness between the target user and its direct neighbors. Concretely, given a set of meta-structure $S = \{s_1, s_2, \dots, s_i, \dots, s_p\}$, we aim to calculate the node aggregation under their meta-structure. The affinity between users is defined as follows:

$$\text{Aff}(m, n; s_i) = \sigma(X_m \mathbb{W}^{s_i} X_n^T) \quad (1)$$

Here, node (m, n) is connected via a meta-path s_i , and $\text{Aff}(m, n; s_i)$ stands for their closeness. $X_m, X_n \in \mathcal{X}$ denote the embedding vectors of user features. Matrix \mathbb{W}^{s_i} is determined by the corresponding meta-structure s_i . A specific \mathbb{W} is formulated as $\mathbb{W}^T = \mathbb{W}^{t_1} \odot \mathbb{W}^{t_2} \odot \dots \odot \mathbb{W}^{t_p}$

under a meta-graph T , which consists of a set of meta-paths $T = (t_1, t_2, \dots, t_p)$ with length p and \odot denotes the operation of *Hadamard Product*. σ represents an activation function.

Then we normalize the users affinity and leverage weighted aggregation to calculate node embedding:

$$\mathbb{E}_m^{s_i} = \|\|_{h=1}^H \sigma \left(\sum_{m \in \mathbb{N}(n)} \text{softmax}(\text{Aff}(m, n; s_i)) \cdot X_n \right) \quad (2)$$

where \mathbb{E} is a $N \times D$ matrix representing the result of node embedding, where each row $\mathbb{E}_m^{s_i}$ denotes the embedding vector for node m under meta-structure s_i . $\|\|_{h=1}^H$ stands for repeating the computation H times and concatenate the results. $\mathbb{N}(m)$ denotes the neighbors of node m .

Semantic Level. We sum up the contribution from different meta-structure to consolidate the embedding results. The individual contribution of meta-structure can be calculated as:

$$\varphi_m^{s_i} = \text{softmax}((\delta^{s_i})^T \cdot \tanh(\mathbf{W}^{s_i} \mathbb{E}_m^{s_i} + b^{s_i})) \quad (3)$$

where δ^{s_i} denotes the weight vector for meta-structures. \mathbf{W} is a trainable weight matrix and b^{s_i} is bias. It is worth noting that \mathbf{W}, b^{s_i} and δ for meta-structure s_i are shared in the same group, which reveals that as for different nodes, the weight of a meta-structure would differ but remain unchanged for the same node in contrast. \tanh denotes the nonlinear transformation for users vector.

Eventually, we aggregate the embeddings of node m and add up the contribution of its corresponding meta-structure:

$$\mathbf{T}_m = \sum_{i=1}^p \varphi_m^{s_i} \mathbb{E}_m^{s_i} \quad (4)$$

p denotes the length of s and after aggregating every user in the network, we obtain a $N \times D$ embedding matrix \mathbf{T} .

2) *Similarity Calculation Layer*: We proceed to dig out high-order neighbor of target users and exploit their implicit relevance in similarity calculation layer, considering whole-graph wide user similarities.

As mentioned in Sec. III, meta-structure reflects the similarity between two nodes, even the nodes are not directly connected. Accordingly, given a meta-path s_i , its linked nodes N_1, N_2, \dots, N_l and their relation $K_{N_1 N_2}, K_{N_2 N_3}, \dots, K_{N_{l-1} N_l}$, the homogeneous adjacency matrix \mathbf{A} can be calculated as:

$$\mathbf{A}^{s_i} = K_{N_1 N_2} \cdot K_{N_2 N_3} \cdots K_{N_{l-1} N_l} \quad (5)$$

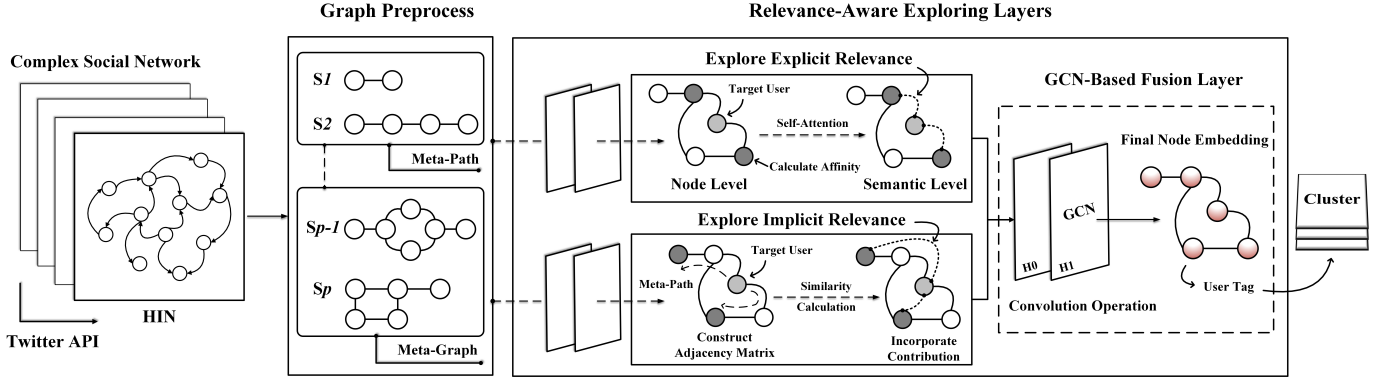


Fig. 4: Relevance-Aware Anomalous Users Detection

For example, as for meta-path $S2(\text{User-Tweet-Tweet-User})$ shown in Fig. 2, $\mathbf{A}^{S2} = \frac{N_{\text{User-Tweet}}}{T} \cdot \frac{N_{\text{Tweet-Tweet}}}{T} \cdot \frac{N_{\text{Tweet-User}}}{T}$ and $\frac{N_{\text{User-Tweet}}}{T} = \binom{N}{\text{Tweet-User}}$. Similarly, a specific matrix \mathbf{A} is formulated as $\mathbf{A}^T = \mathbf{A}^{t_1} \odot \mathbf{A}^{t_2} \odot \dots \odot \mathbf{A}^{t_p}$ under a meta-graph T which consists of a set of meta-paths $T = (t_1, t_2, \dots, t_p)$ with length p and \odot denotes the operation of *Hadamard Product*. Using $\mathbf{A}^{s_i}(m, n)$ to represent the types of meta-paths between users (m, n) , we can figure out and calculate the users similarity given a set of meta-structure $S = \{s_1, s_2, \dots, s_i, \dots, s_p\}$:

$$\mathbf{M}(m, n) = \sum_{i=1}^p \omega_{s_i} \frac{2 \times \mathbf{A}^{s_i}(m, n)}{\mathbf{A}^{s_i}(m, m) + \mathbf{A}^{s_i}(n, n)} \quad (6)$$

where $\mathbf{A}^{s_i}(m, n)$ denotes the number of meta-structure s_i which connect nodes (m, n) . ω represents the weight of each meta-structure and we leverage a learnable parameter vector $\vec{\omega} = \{\omega_{s_1}, \omega_{s_2}, \dots, \omega_{s_p}\}$ to denote weights of all meta structures. Then we sum up every possible paths between the two users within latent graphs pertaining to all relational meta-structures to store the semantic similarity by incorporating the total adjacency matrices into an overall $N \times N$ similarity matrix \mathbf{M} .

3) *GCN-based Enhanced Fusion Layer*: GCN-based fusion layer is set to enhance the results of node embedding. Assembling the output matrix of the proposed self-attention layer and similarity calculation layer, we then construct and initialize the GCN module and obtain the final node embedding.

We firstly calculate $\hat{\mathbf{M}} = D^{-\frac{1}{2}}(\mathbf{M} + I_N)D^{-\frac{1}{2}}$ where I_N is the identity matrix and D is a diagonal matrix such that $D_{ii} = \sum_j M_{ij}$. And we leverage two layers in GCN:

$$\mathbf{H} = \mathbf{H}^{(1)} = \sigma_2 \left(\hat{\mathbf{M}} \sigma_1 \left(\hat{\mathbf{M}} \mathbf{H}^{(0)} \Theta^{(0)} \right) \Theta^{(1)} \right), \mathbf{H}^{(0)} = \mathbf{T} \quad (7)$$

where σ_1 and σ_2 denote two different activation functions. $\mathbf{H}^{(0)}$ is set to be the embedding matrix T as initial matrix. $\Theta^{(0)}$ is a learnable weight matrix between input and hidden layer, and $\Theta^{(1)}$ is between hidden and output layer respectively. Each row of the final embedding matrix \mathbf{H} can numerically represent each user in social network.

We adopt a *Logistic Regression* classifier to achieve the final step of anomalous users detection. During the training process, the classifier absorbs the labels of the training nodes and minimizes the cross-entropy between the ground-truths and the predicted results to achieve the *multi-class* node classification. Specifically, the loss function is formalized as follow:

$$F = - \sum_{\lambda \in V_\Lambda} y_\lambda \log P_\lambda, \quad (8)$$

where V_Λ is the index set of user nodes with labels whilst y_λ is a binary vector indicating the label of a given node y and P_λ is the probability of neural network prediction.

D. User Clustering

After obtaining the final node embedding results, we leverage K-Means module to classify the proposed four types of users based on the learned users representations. RAUD outputs the resulting users clusters and identify the anomalous users in social network.

V. EXPERIMENTS AND EVALUATION

A. Dataset

In Sec. II, we describe the four target types of anomalous users in social network. We collected the objective users from Twitter and manually labelled a totality of 10,316 users, including 2,507 normal users, 2,683 zombie users, 2,751 spammers and 2,375 social bots. We also collected 21,360 tweets posted by these users as the interactions.

TABLE I: Statistics of Dataset

Node Pair	Number of Node	Number of Pair
User-User	(10316,10316)	3951
User-Tweet	(10316,21060)	21060
Tweet-Tweet	(21060,21060)	9003
User-Comment	(10316,15207)	15207
Tweet-Comment	(21060,15207)	15207
Tweet-Hashtag	(21060,27)	11068

TABLE II: Classification precision in each user category

Categories	Human		Zombie User		Spammer		Social Bot		All Categories	
Metrics	Accuracy	F1	Accuracy	F1	Accuracy	F1	Accuracy	F1	Accuracy	Micro-F1
Metapath2vec	0.6872	0.6898	0.6712	0.6626	0.6589	0.6601	0.6756	0.672	0.673225	0.6707
GAT	0.8398	0.8222	0.8304	0.8259	0.8205	0.8191	0.8387	0.8295	0.83235	0.8211
HGT	0.8659	0.8674	0.8564	0.8614	0.8512	0.8518	0.8587	0.8603	0.85805	0.8604
MAGNN	0.8693	0.8699	0.8612	0.865	0.8567	0.8553	0.8638	0.8629	0.86275	0.8634
PE-RAUD	0.8766	0.8997	0.8725	0.8708	0.8603	0.8596	0.8707	0.8778	0.870025	0.8771
PI-RAUD	0.7888	0.7823	0.7693	0.7796	0.7661	0.7765	0.7674	0.7801	0.7729	0.7798
RAUD	0.9055	0.9009	0.8944	0.8903	0.8897	0.8775	0.8902	0.8831	0.895	0.8897

B. Baseline Algorithm

In order to verify the effectiveness of RAUD, we compare our proposed model with some baseline algorithm, including random walk and GNN-based methods. The details of the selected baseline algorithm are demonstrated as follows:

Metapath2vec++ [33] is a meta-path-based random walk algorithm. It constructs the neighborhood context for the node embedding and then generates node embeddings via the skip-gram framework.

GAT [21] is a semi-supervised homogeneous graph model that utilizes attention mechanism to aggregate neighborhood information of graph nodes. To adapt the homogeneity of GAT, we ignore the differences between meta paths and meta graphs and execute GAT on the entire graph.

HGT [34] characterize the heterogeneous attention over different types of nodes, and it performs cross-layer messages from different types of neighbors for higher-order aggregation.

MAGNN [35] proposed a meta-path-based graph neural network aggregation for node embedding. It unifies different types of nodes, neglects the overall semantic meta-graph, and applies intra-relationship and inter-relationship in node aggregation.

Furthermore, to inspect the validation of relevance-aware layer, we decompose the RAUD into a plain explicit RAUD(PE-RAUD), which only consists of a self-attention layer, and a plain implicit RAUD(PI-RAUD), which consists of a similarity calculation layer and a followed GCN layer. During the detection process, we set the learning rate, the number of attention heads and the dropout rate to be 0.0005, 8, and 0.4, respectively. The parameters are initialized with Xavier and adopt Adam optimizer [36].

C. Experimental Results

In this section, we demonstrate the experimental results in detection effectiveness, clustering and the impact of parameters of RAUD.

We adopt *F1* and Accuracy score to quantitatively evaluate the effectiveness of detection. In our experiments, the performances are reported with the best results. We choose 80% of the data samples for training embedding models and the

residual for testing. Table II illustrates the *F1* and accuracy scores of each model. It is obvious that RAUD outperforms all other baselines and obtains better classification accuracy. In general, HIN-based models perform better compared with other graph-based models.

To quantify the clustering effectiveness, we use *normalized mutual information (NMI)* [37] and *adjusted rand index (ARI)* [38] scores. As demonstrated in Sec.IV-D, we repeat the cluster process for 20 times and obtain the final results, which are shown in Table. III. It is obvious that graph-based representation learning models perform well in clustering and RAUD outperforms other baselines. In summary, RAUD achieves dramatic improvement in the accuracy and effectiveness of anomalous users detection.

TABLE III: Clustering Results of ARI and NMI

Metrics	ARI	NMI
RAUD	0.8621	0.8513
PI-RAUD	0.6512	0.6799
PE-RAUD	0.8177	0.8309
MAGNN	0.8109	0.8109
HGT	0.8037	0.7923
GAT	0.7808	0.7639
Metapath2vec++	0.6307	0.6112

To obtain the better results, we analyse the impact of the number of similarity calculation layers and the embedding dimensions. The peak in Fig. 6 indicates that two-layer of similarity calculation layers achieve the better performance for the excessive aggregation would reduce the difference between meta-structure. Therefore, we adopt two similarity calculation layers for RAUD. Similarly, as shown in Fig. 7, the increment of embedding dimensions raises the performance of embedding until the dimension number reaches 64, followed by a constant reduction for a large enough embedding dimension can provide the required information for the classification and redundancy will be introduced once the dimension surpasses a certain threshold.

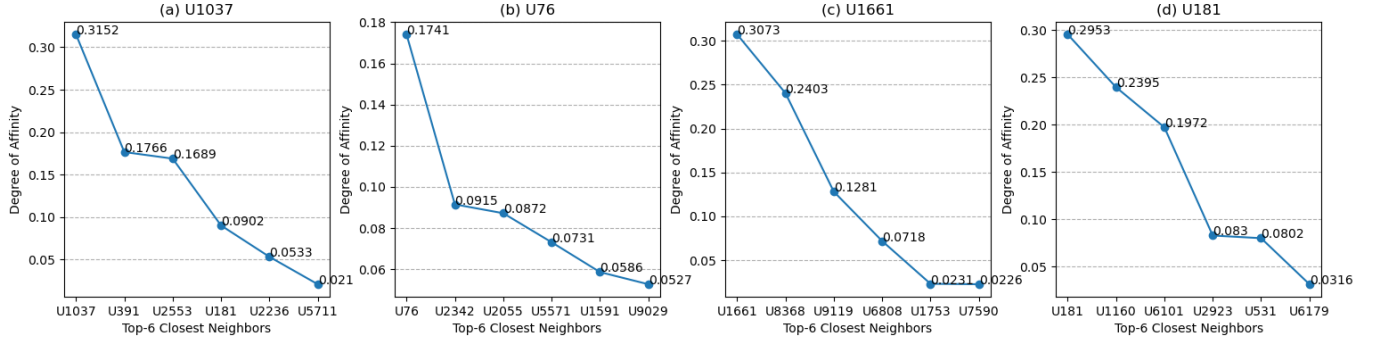


Fig. 5: The closest neighbors of U1037 (normal user), U76 (zombie user), U1661 (spammer) and U181 (social bot)

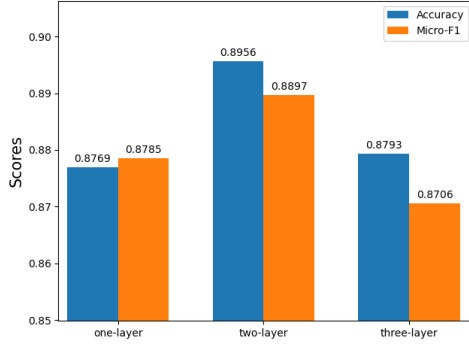


Fig. 6: The Number of Layers

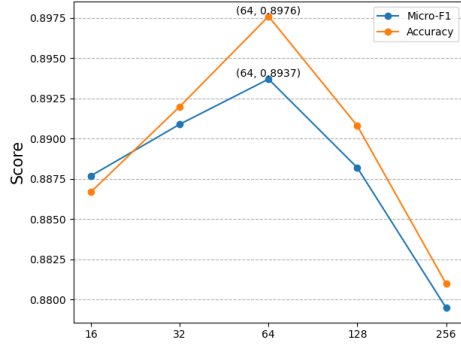


Fig. 7: Dimension of Embedding

D. Users Analysis

We begin by randomly selecting several user instances under different user categories to investigate the types of the target user’s closest neighbors. The analysis reveals the specific contributions of the relevant users to the target users, which correspondingly indicates their contribution to numerical embedding and anomaly detection. It is worth noting that due to the self-attention mechanism, the target user itself is also calculated in the affinity calculation, and then we visualize the remaining top five closest neighbors for a given user.

Finding 1. Normal users and social bots own higher affinity to their own kind. Users of the same type are often neighbors of a particular user. As shown in Fig. 5(a) and

Fig. 5(d), four fifths of the nearest neighbors of the normal user U1037 are normal users, and the top four nearest neighbors of the social robot U181 are all social robots. The reason is that normal users and social bots are engaged in so many relationships that users involved in the same tweets via either retweet or comment will be heavily associated with each other. Advances in disguise have made it increasingly complex for users, especially inexperienced ones, to distinguish the roles of social bots, which enhance the fake closeness between normal and anomalous users.

Finding 2. Zombie users and spammers own diverse close neighbors. If the target user tend to expand its social reputation or increase influence, no matter which kind of types it belongs to, it would own higher affinity to zombie users. For instance, U5571 (spammer) and U9029 (social bot) are among the closest neighbors of the zombie user U76. Similar to zombie users, spammers would like to connect with all types of users for their features to spread information or launch specific attack at the same activities, which lead to the strong correlation during the calculation of proximity. Furthermore, In order to achieve the purpose of marketing promotion, spammers would be engaged in certain hashtags, which indicates a close connection between spammers and social bots or normal users is established. The proposed deductions explain why the spammer U161 in Fig. 5(c) are closely related to U1753 (zombie user) and U7590 (social bot).

VI. CONCLUSION

In this paper, we develop a relevance-aware model to effectively detect the anomalous users in social networks. We first construct a HIN from the extracted feature and obtain the meta-structure to capture the relationships among users. To further exploit the hidden semantics, we divide the inherent connectivity of users into explicit relevance and implicit relevance and leverage two distinct layers to fully learn the relevance simultaneously. Concretely, we adopt a self-attention layer to explore the explicit relevance and a similarity calculation layer to explore implicit relevance, respectively. Subsequently, a following GCN-based fusion layer is set to enhance the node embedding and we use K-Means to cluster the obtained representations. The experimental results showcase that RAUD outperform the other baseline models for

both user classification and clustering, and can achieve over 90% accuracy for anomalous users detection.

ACKNOWLEDGMENT

The authors of this paper were supported by NSFC through grant U20B2053, and S&T Program of Hebei through grant 20310101D, Major Science and Technology Plan Projects of Hainan through grant ZDKJ2019008, This work was also supported by the Opening Project of Shanghai Trusted Industrial Control Platform.

REFERENCES

- [1] M. Jiang, P. Cui, A. Beutel, C. Faloutsos, and S. Yang, "Detecting suspicious following behavior in multimillion-node social networks," in *Proceedings of the WWW*, 2014, pp. 305–306.
- [2] X. Yang, Y. Lyu, T. Tian, Y. Liu, Y. Liu, and X. Zhang, "Rumor detection on social media with graph structured adversarial learning," in *Proceedings of the Twenty-Ninth International Joint Conference on Artificial Intelligence, IJCAI*, 2020, pp. 1417–1423.
- [3] J. Wang, R. Wen, C. Wu, Y. Huang, and J. Xion, "Fdgars: Fraudster detection via graph convolutional networks in online app review system," in *Companion Proceedings of The 2019 World Wide Web Conference*, 2019, pp. 310–316.
- [4] Y. Gao, L. Xiaoyong, P. Hao, B. Fang, and P. Yu, "Hincti: A cyber threat intelligence modeling and identification system based on heterogeneous information network," *IEEE Transactions on Knowledge and Data Engineering*, 2020.
- [5] D. M. Beskow and K. M. Carley, "Its all in a name: detecting and labeling bots by their name," *Comput. Math. Organ. Theory*, vol. 25, no. 1, pp. 24–35, 2019.
- [6] S. Huang, J. Xie, X. Dai, C. Jiajun *et al.*, "A reinforced generation of adversarial examples for neural machine translation," in *Proceedings of the ACL*, 2020, pp. 3486–3497.
- [7] S. Wang, J. Cao, H. Chen, H. Peng, and Z. Huang, "Seqst-gan: Seq2seq generative adversarial nets for multi-step urban crowd flow prediction," *ACM Transactions on Spatial Algorithms and Systems (TSAS)*, vol. 6, no. 4, pp. 1–24, 2020.
- [8] S. Zhu, J. Li, H. Peng, S. Wang, P. S. Yu, and L. He, "Adversarial directed graph embedding," in *Proceedings of the AAAI Conference on Artificial Intelligence*, 2021.
- [9] A. Li, Z. Qin, R. Liu, Y. Yang, and D. Li, "Spam review detection with graph convolutional networks," in *Proceedings of the 28th ACM International Conference on Information and Knowledge Management*, 2019, pp. 2703–2711.
- [10] Z. Liu, Y. Dou, P. S. Yu, Y. Deng, and H. Peng, "Alleviating the inconsistency problem of applying graph neural network to fraud detection," in *Proceedings of the 43rd International ACM SIGIR Conference on Research and Development in Information Retrieval*, 2020.
- [11] Y. Dou, Z. Liu, L. Sun, Y. Deng, H. Peng, and P. S. Yu, "Enhancing graph neural network-based fraud detectors against camouflaged fraudsters," in *Proceedings of the 29th ACM International Conference on Information & Knowledge Management*, 2020, pp. 315–324.
- [12] C. Li, X. Peng, S. Zhang, H. Peng, S. Y. Philip, M. He, L. Du, and L. Wang, "Modeling relation paths for knowledge base completion via joint adversarial training," *Knowledge-Based Systems*, 2020.
- [13] J. Zhao, X. Liu, Q. Yan, B. Li, M. Shao, H. Peng, and L. Sun, "Automatically predicting cyber attack preference with attributed heterogeneous attention networks and transductive learning," *Computers & Security*, vol. 102, p. 102152, 2021.
- [14] J. Zhao, X. Liu, Q. Yan, B. Li, M. Shao, and H. Peng, "Multi-attributed heterogeneous graph convolutional network for bot detection," *Information Sciences*, vol. 537, pp. 380–393, 2020.
- [15] H. Peng, J. Li, Y. Song, R. Yang, R. Ranjan, P. Yu, and L. He, "Streaming social event detection and evolution discovery in heterogeneous information networks," *ACM Transactions on Knowledge Discovery from Data (TKDD)*, 2021.
- [16] J. Gong, S. Wang, J. Wang, W. Feng, H. Peng, J. Tang, and P. S. Yu, "Attentional graph convolutional networks for knowledge concept recommendation in moocs in a heterogeneous view," in *Proceedings of the 43rd International ACM SIGIR Conference on Research and Development in Information Retrieval*, 2020, p. 79–88.
- [17] F. Scarselli, M. Gori, A. C. Tsoi, M. Hagenbuchner, and G. Monfardini, "The graph neural network model," *IEEE Transactions on Neural Networks*, vol. 20, no. 1, pp. 61–80, 2008.
- [18] H. Peng, J. Li, S. Wang, L. Wang, Q. Gong, R. Yang, B. Li, P. Yu, and L. He, "Hierarchical taxonomy-aware and attentional graph capsule rcnns for large-scale multi-label text classification," *IEEE Transactions on Knowledge and Data Engineering*, 2019.
- [19] H. Peng, J. Li, Q. Gong, Y. Song, Y. Ning, K. Lai, and P. Yu, "Fine-grained event categorization with heterogeneous graph convolutional networks," in *IJCAI International Joint Conference on Artificial Intelligence*, 2019, pp. 32–38.
- [20] H. Peng, R. Yang, Z. Wang, J. Li, L. He, P. Yu, A. Zomaya, and R. Ranjan, "Lime: Low-cost and incremental learning for dynamic heterogeneous information networks," *IEEE Transactions on Computers*, 2021.
- [21] P. Veličković, G. Cucurull, A. Casanova, A. Romero, P. Lio, and Y. Bengio, "Graph attention networks," in *Proceedings of the ICLR*, 2018.
- [22] Y. Cao, H. Peng, J. Wu, Y. Dou, J. Li, and P. S. Yu, "Knowledge-preserving incremental social event detection via heterogeneous gnns," in *Proceedings of The Web Conference 2021*, 2021.
- [23] H. Peng, J. Li, Q. Gong, Y. Ning, S. Wang, and L. He, "Motif-matching based subgraph-level attentional convolutional network for graph classification," in *Proceedings of the AAAI Conference on Artificial Intelligence*, vol. 34, no. 04, 2020, pp. 5387–5394.
- [24] Q. Sun, H. Peng, J. Li, S. Wang, X. Dong, L. Zhao, P. S. Yu, and L. He, "Pairwise learning for name disambiguation in large-scale heterogeneous academic networks," in *2020 IEEE International Conference on Data Mining (ICDM)*, 2020, pp. 511–520.
- [25] S. Cresci, R. Di Pietro, M. Petrocchi, A. Spognardi, and M. Tesconi, "Fame for sale: Efficient detection of fake twitter followers," *Decision Support Systems*, vol. 80, pp. 56–71, 2015.
- [26] A. Khalil, H. Hajdiab, and N. Al-Qirim, "Detecting fake followers in twitter: A machine learning approach," *International Journal of Machine Learning and Computing*, vol. 7, no. 6, pp. 198–202, 2017.
- [27] T. Wu, S. Liu, J. Zhang, and Y. Xiang, "Twitter spam detection based on deep learning," in *Proceedings of the australasian computer science week multiconference*, 2017, pp. 1–8.
- [28] Z. Alom, B. Carminati, and E. Ferrari, "A deep learning model for twitter spam detection," *Online Social Networks and Media*, vol. 18, p. 100079, 2020.
- [29] M. Sayyadiharikandeh, O. Varol, K.-C. Yang, A. Flammini, and F. Menczer, "Detection of novel social bots by ensembles of specialized classifiers," in *Proceedings of the CIKM*, 2020, pp. 2725–2732.
- [30] H. Ping and S. Qin, "A social bots detection model based on deep learning algorithm," in *Proceedings of the ICCT*, 2018, pp. 1435–1439.
- [31] Z. Lu, W. Lv, Y. Cao, Z. Xie, H. Peng, and B. Du, "Lstm variants meet graph neural networks for road speed prediction," *Neurocomputing*, vol. 400, pp. 34–45, 2020.
- [32] B. Du, H. Peng, S. Wang, M. Z. A. Bhuiyan, L. Wang, Q. Gong, L. Liu, and J. Li, "Deep irregular convolutional residual lstm for urban traffic passenger flows prediction," *IEEE Transactions on Intelligent Transportation Systems*, vol. 21, no. 3, pp. 972–985, 2019.
- [33] Y. Dong, N. V. Chawla, and A. Swami, "metapath2vec: Scalable representation learning for heterogeneous networks," in *Proceedings of the SIGKDD*. ACM, 2017, pp. 135–144.
- [34] Z. Hu, Y. Dong, K. Wang, and Y. Sun, "Heterogeneous graph transformer," in *Proceedings of the WWW*, 2020, pp. 2704–2710.
- [35] X. Fu, J. Zhang, Z. Meng, and I. King, "Magnn: Metapath aggregated graph neural network for heterogeneous graph embedding," in *Proceedings of the WWW*, 2020, pp. 2331–2341.
- [36] D. P. Kingma and J. Ba, "Adam: A method for stochastic optimization," in *Proceedings of the ICLR*, Y. Bengio and Y. LeCun, Eds., 2015.
- [37] P. A. Estévez, M. Tesmer, C. A. Perez, and J. M. Zurada, "Normalized mutual information feature selection," *IEEE Transactions on neural networks*, vol. 20, no. 2, pp. 189–201, 2009.
- [38] J. M. Santos and M. Embrechts, "On the use of the adjusted rand index as a metric for evaluating supervised classification," in *International conference on artificial neural networks*. Springer, 2009, pp. 175–184.