

# Hybrid Reconfigurable Intelligent Metasurfaces: Enabling Simultaneous Tunable Reflections and Sensing for 6G Wireless Communications

George C. Alexandropoulos, Nir Shlezinger, Idan Almazadeh, Mohammadreza F. Imani, Haiyang Zhang, and Yonina C. Eldar

**Abstract**—Current discussions on the sixth Generation (6G) of wireless communications are envisioning future networks as a unified communications, sensing, and computing platform. The recently conceived concept of the smart radio environment, enabled by Reconfigurable Intelligent Surfaces (RISs), contributes towards this vision offering programmable propagation of information-bearing signals. Typical RIS implementations include metasurfaces with passive meta-atoms capable to reflect their incident waves in controllable ways. However, this solely reflective operation induces significant challenges in the RIS orchestration from the wireless network. For example, RISs lack of information to locally tune their reflection pattern, which can be only acquired by other network entities, and then shared with the RIS controller. Furthermore, channel estimation, which is essential for coherent RIS-empowered communications, is quite challenging with the available RIS designs. This article reviews the emerging concept of Hybrid Reflecting and Sensing RISs (HRISs), which enables metasurfaces to reflect the impinging signal in a controllable manner, while simultaneously sensing a portion of it. The sensing capability of HRISs facilitates various network management functionalities, including channel parameter estimation and localization, while giving rise to potentially computationally autonomous and self-configuring metasurfaces. We discuss a hardware design for HRISs and detail a full wave proof-of-concept. Their distinctive properties in comparison to their purely reflective counterparts is highlighted and a simulation study evaluating their capability for performing full and parametric channel estimation is presented. Future research challenges and opportunities arising from the concept of HRISs are included.

## I. INTRODUCTION

The potential of Reconfigurable Intelligent Surfaces (RISs) for programmable ElectroMagnetic (EM) wave propagation has recently motivated extensive academic and industrial interests, as a candidate smart connectivity paradigm for the sixth Generation (6G) of wireless communications [1], [2]. The RIS technology, which typically refers to artificial planar structures with almost passive electronic circuitry is envisioned to be jointly optimized with conventional transceivers [3] in order to significantly boost wireless communications in terms of coverage, spectral and energy efficiency, reliability, and security, while satisfying regulated EM field emissions.

The typical unit element of an RIS is the meta-atom, which is usually fabricated to realize multiple programmable states corresponding to distinct EM responses. By externally

controlling these states, various reflection and scattering profiles can be emulated [4]. The RIS technology up to date does not include any power amplifying circuitry, hence, it comprises metasurfaces that can only act as tunable reflectors. While passive RISs enable programmable wireless propagation environments, their purely reflective operation induces notable challenges when considered for wireless networking. For instance, the fact that RISs cannot sense the environment implies that they lack of information to dynamically configure their reflection pattern. For this reason, they are typically externally configured by a dedicated network entity or a Base Station (BS) via dedicated control links, which in turn complicates their deployment and network-wise management [5]. Furthermore, the inclusion of an RIS implies that a signal transmitted from a User Terminal (UT) to a BS undergoes at least two channels: the UT-RIS and RIS-BS channels. Estimating these individual channels is a challenging task due to the reflective nature of RISs [4], which significantly limits the ability to reliably communicate in a coherent manner. In addition, solely reflective RISs impose challenges on wireless localization [6]. To overcome them, it was recently proposed to equip RISs with a dedicated external device comprising few reception Radio Frequency (RF) chains [7], enabling low-cost signal reception and relevant processing capabilities.

Radiating metasurfaces have recently emerged as a promising technology for realizing low-cost, low-power, and large-scale Multiple-Input Multiple-Output (MIMO) antennas [8]. Dynamic Metasurface Antennas (DMAs) pack large numbers of controllable radiative meta-atoms that are coupled to one or several waveguides, resulting in MIMO transceivers with advanced analog processing capabilities. While the implementation of DMAs differs from reflective RISs, the similarity in their unit element structures indicates the feasibility of designing hybrid reflecting and sensing meta-atoms. Metasurfaces consisting of such meta-atoms can reflect their impinging signal, while simultaneously measuring a portion of it [9]. Such Hybrid Reflecting and Sensing RISs (HRISs) bear the potential of significantly facilitating RIS orchestration, without notably affecting the coverage extension advantages offered by purely reflective RISs.

In this article, we review the emerging concept of HRISs and discuss their possible prominent applications for future wireless communications. We first review the possible configurations for hybrid meta-atoms, and then, present an implementation of an HRIS consisting of simultaneously

reflecting and sensing meta-atoms, which is followed by full-wave EM simulations that demonstrate the ability to achieve a desired reflection beampattern, while using the sensing capability to locally estimate angles-of-arrival (AoAs). To further investigate the potential of HRISs for wireless communications, we highlight their distinctive properties with reflective RISs and active relays. In particular, we show that, as opposed to active relays, HRISs preserve the power-efficient reflective operation of conventional RISs, as they do not require any transmission circuitry and can perform sensing with a small number of reception RF chains. Compared to equipping conventional RISs with dedicated receivers, HRISs allow to sense the signals observed at each reflective element, and implement reception directly at the metasurface. A simple model for the dual HRIS operation is introduced, facilitating a representative simulation study of the HRIS capability evaluation for signal parameter sensing and channel estimation. We conclude with a description of some research challenges and opportunities with HRISs, including key experimental directions which are expected to further unveil their potential role in 6G wireless communications.

## II. HRIS DESIGN AND PROOF-OF-CONCEPT

A variety of RIS implementations has been lately presented [3], ranging from metasurfaces that manipulate wave propagation in rich scattering environments to improve the received signal strength, to those that realize desired anomalous reflection beyond Snell's law. In all those efforts, the RISs are incapable of any sort of sensing of the impinging signal. The concept of RISs realizing sensing and communicating was envisioned in [9], where an implementation with sensing capabilities at the meta-atom level was demonstrated. We next present HRISs incorporating this hybrid meta-atom design and leveraging previous works on DMAs [8] to integrate sensing into each meta-atom, without losing their reconfigurable reflecting functionalities.

**Configurations of Hybrid Meta-Atoms:** From a hardware perspective, one can propose two different configurations that allow for meta-atoms to both reflect and sense. The first consists of hybrid meta-atoms, which simultaneously reflect a portion of the impinging signal, while enabling the another portion to be sensed [9]. The second implementation uses meta-atoms that reconfigure between near-perfect absorption and reflection. In this case, the metasurface has two modalities [10]: it first senses the channel (absorption mode), and once necessary information is extracted, it enters the second mode (reflection) and directs the signal towards a desired direction.

We focus henceforth on the first case relying on hybrid meta-atoms, as illustrated in Fig. 1. Such HRISs are realized by adding a waveguide to couple to each or groups of meta-atoms. Each waveguide can be connected to a reception RF chain, allowing the HRIS to locally process a portion of the received signals in digital domain. However, elements' coupling to the waveguides implies that the incident wave is not perfectly reflected. In fact, the ratio of the reflected energy to the sensed one is determined by the coupling level. By keeping this waveguide near cutoff, we can reduce its footprint, while also reducing coupling to the sampling waveguide.

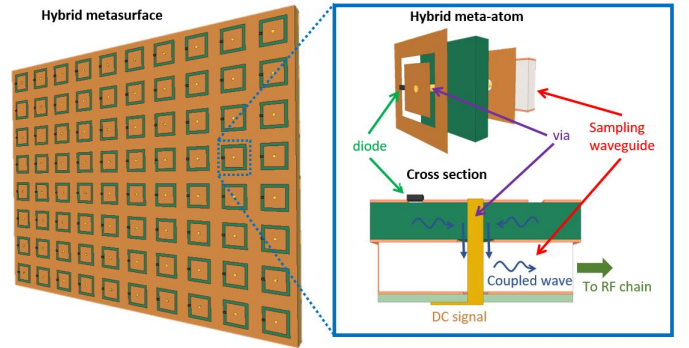


Fig. 1: Illustration of the HRIS and the constitutive hybrid meta-atom design proposed in [9]. The layers of the meta-atom on the top right are artificially separated for better visualization. The cross section of the metasurface and the coupled wave signal path are depicted on the bottom right drawing.

**Design Considerations:** An important consideration in the HRIS design is the inter-element spacing. To accurately detect the phase front of the incident wave, the meta-atom spacing needs to be such that they are smaller than half a wavelength. However, this imposes constraints on the meta-atom size, which is accommodated via the multi-layer structure in Fig. 1. Another important factor to consider is the necessary circuitry to detect the signal coupled from each meta-atom; in particular, each waveguide should be connected to an RF chain. Since the incident wave on the HRIS may couple to all sampling waveguides (with different amplitudes), we can think of the combination of the metasurface and the sampling waveguides as a receiver structure with equivalent analog combining.

This detecting circuitry, however, adds another factor to consider when designing an HRIS: while closer element spacing improves the ability to direct the reflected signal to a desired direction (with smaller sidelobes) and increases the accuracy of detecting incident phase fronts, close element spacing increases the total number of meta-atoms, and consequently, the cost and potentially power consumption. Nonetheless, this can be balanced by limiting the number of RF chains—which are connected to the waveguides and not directly to each meta-atom—and profiting from each meta-atom's controllable analog processing nature. Such a configuration also reduces the cost and power consumption of the introduced sensing circuitry, which does not appear in conventional RISs that are incapable of sensing.

**Implementation:** Most RIS elements in available designs are resonators, which can be easily modified to couple to a waveguide. For example, the meta-atom in [11], [12] requires a via to deliver the DC signal to each element, in order to tune the switchable component. In the hybrid meta-atom implementation proposed in [9], a radial stub was added to the path of this conductive trace to diminish RF coupling. A Substrate Integrated Waveguide (SIW), which is effectively a rectangular waveguide, is used to capture the sampled wave, as shown in Fig. 1. By changing the annular ring around the coupling via or the geometrical size of the SIW, the HRIS realizes different coupling strengths.

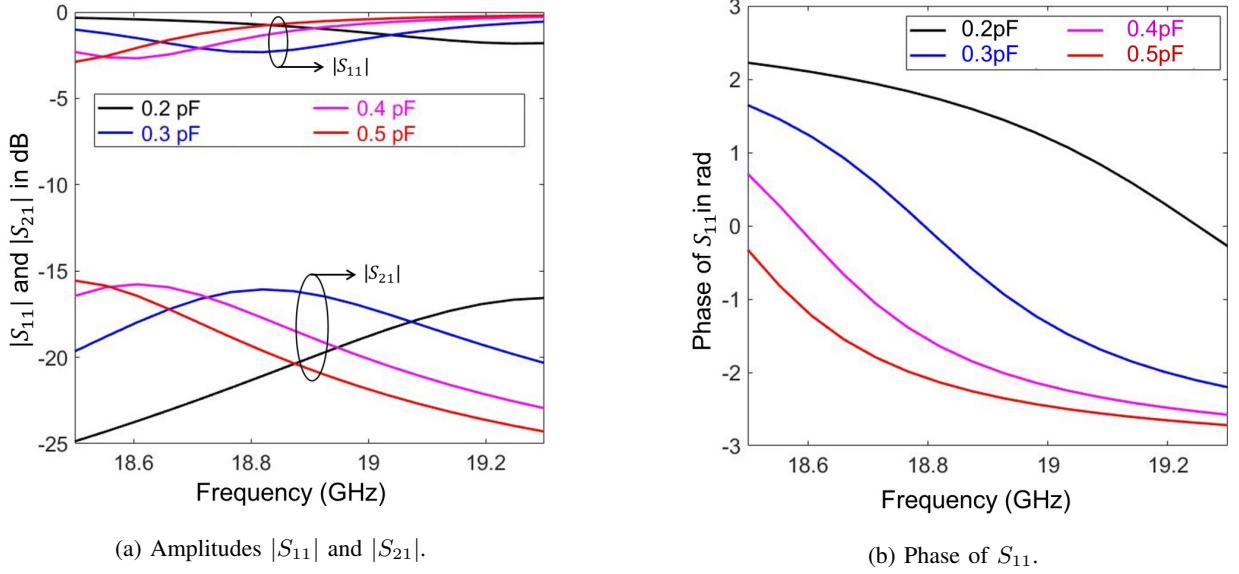


Fig. 2: Full-wave EM simulation of a single hybrid meta-atom [9]. The  $S_{11}$  parameter indicates the reflection from the meta-atom, while  $S_{21}$  represents the coupling to the sampling waveguide.

**Full-Wave Simulation:** The hybrid meta-atom illustrated in Fig. 1 is loaded by a varactor, whose effective capacitance is changed by an external DC signal. The varying capacitance changes the phase of the reflected wave. By properly designing this phase variation along the HRIS, the reflected beam can be steered towards desired directions. To evaluate the ability of this HRIS design to simultaneously reflect while sensing its incident signal, we next present a full-wave simulation study using Ansys HFSS. We first evaluate a hybrid meta-atom operating at 19 GHz, focusing on its reflection and coupled components in Fig. 2. It is demonstrated that this element can be tuned to reflect and sense different portions of its impinging signal (Fig. 2a), while applying controllable phase shifting to the reflected signal (Fig. 2b). Additional studies of a full HRIS comprised of such hybrid meta-atoms, further showcasing the design's validity, can be found in [9].

### III. HRISs FOR WIRELESS NETWORKS

In this section, we discuss how the concept of HRISs, based on the implementation guidelines detailed in Section II, can be exploited to facilitate wireless communications. We first describe the envisioned HRIS-empowered wireless communication system. Next, we present a simple model that encapsulates the simultaneous tunable reflection and sensing operations of HRISs. Finally, some numerical results corroborating their potential for AoA recovery and full channel estimation are presented.

#### A. HRIS-Empowered Wireless Communications

The most common application of conventional RISs is to facilitate communication between UTs and the BS [2], by shaping the EM signal propagation allowing to improve coverage and overcome harsh non-line-of-sight conditions. In such setups, the RIS tunes its elements to generate favourable propagation profiles. To achieve this, the BS maintains a

control link with the digital controller of the RIS, where the latter sets the configuration of each element according to the control messages received by the BS. This setup can be also extended to multiple RISs and cloud-controlled networks [5]. This form of RIS-aided communications gives rise to several challenges. For instance, the fact that the RIS must be remotely controlled by the BS complicates its deployment and network management. Moreover, in the absence of direct channels between the BS and UTs, the former only observes the transmitted signals which propagated via the cascaded channels, namely, the composition of the UTs-RIS channel, the RIS reflection configuration, and the RIS-BS channel. The fact that one cannot disentangle this combined channel implies that the BS cannot estimate its individual components, but only the cascaded ones [13]. This property does not only reflect on the ability to estimate the channels, but also limits the utilization of some network management tasks, such as wireless localization.

We envision HRISs to be utilized for the same purposes as conventional reflective RISs. This includes, for instance, the typical application of coverage extension and connectivity boosting, by modifying the propagation profile of information-bearing EM waves, as illustrated in Fig. 3. Similar to setups involving a conventional RIS [2], the BS can maintain a dedicated control link with the HRIS, though the latter can also operate independently due to its sensing capability. For instance, the HRIS can use its sensed signal AoA estimation to decide its phase configuration, thus, relieving its dependence on external configuration and control. Nonetheless, when such a control link is present, it should not be used solely for unidirectional control messages from the BS to the metasurface, as in reflective RISs, but now the HRIS can also use it to convey some sensed information to the BS. The fact that the UTs' transmissions are also captured by the HRIS can notably improve channel estimation, as discussed in the sequel, which in turn facilitates coherent communications.



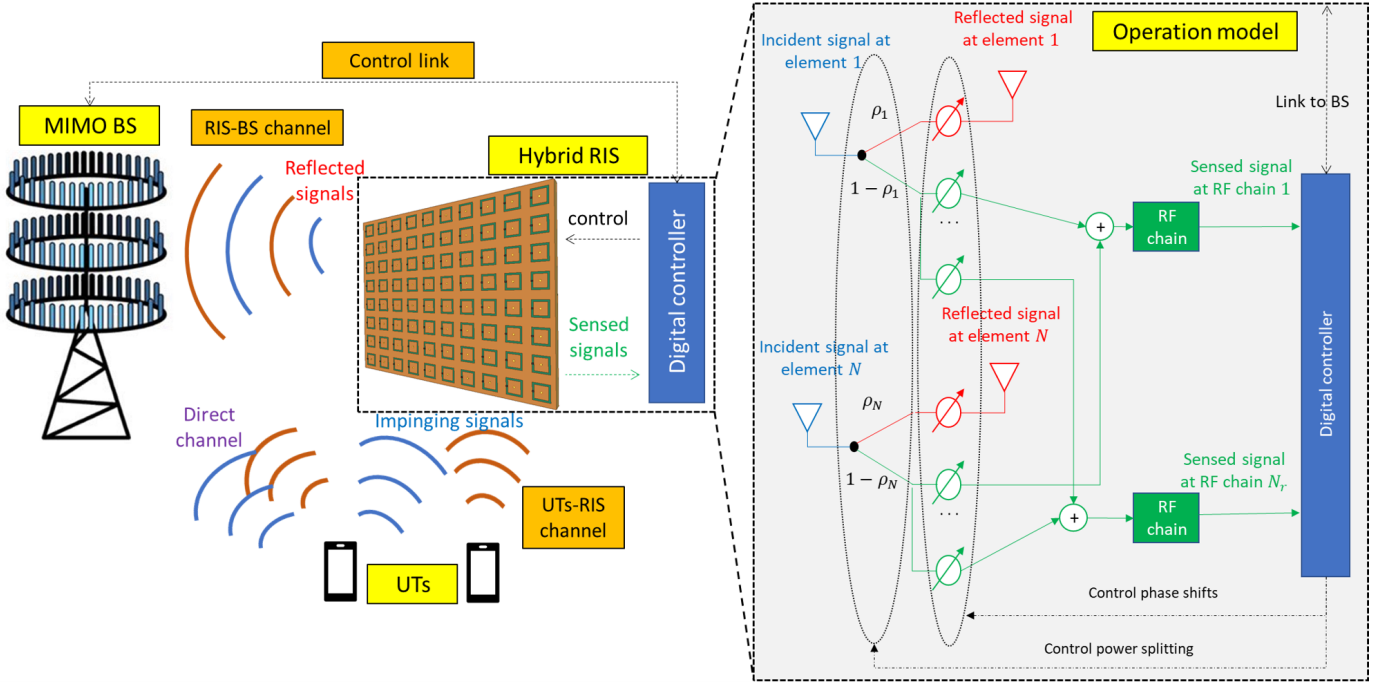


Fig. 3: The uplink of multi-user MIMO systems incorporating the proposed HRIS that also senses a portion of the impinging UT signals, along with the operation model of the HRIS. In this model, the HRIS consists of  $N$  hybrid meta-atoms. The incident signal at each meta-atom is split into a portion which is reflected (after tunable phase shifting), while the remainder of the signal is sensed and processed locally. Parameter  $\rho_n$  represents the power splitting ratio of the  $n$ -th meta-atom. The received portion undergoes the controllable element's response and is collected at the  $N_r$  RF chains connected to the sampling waveguides, whose digital outputs are processed by a digital processor.

Furthermore, the sensed signal can be used for localization, RF sensing, and radio mapping [6]. As opposed to using reflective RISs with a few receive elements [7], HRISs can sense part of the signal during periodic acquisition phases, while fully reflecting during data transmission. An additional key difference between wireless networks empowered by HRISs and purely reflective RISs stems from the fact that HRISs do not reflect all the energy of the incident signal when it is also sensing, since a portion of it is sensed and collected by its local processor. Nevertheless, this may degrade the Signal-to-Noise Ratio (SNR) at the BS.

The potential benefits of HRISs over conventional ones come with additional energy consumption and cost. While the proposed meta-atom design in Fig. 1 is passive, as that of purely reflective RISs, HRISs require additional power for locally processing the sensed signals. The utilization of RF chain(s) and the additional analog combining circuitry, which are not required by conventional RISs, is translated into increased cost. While explicitly quantifying this increased cost and power consumption is highly subject to the specific implementation, it is emphasized that an HRIS is still an RIS, and not a relay. Namely, it does not involve a power-consuming wireless transmission mechanism for amplifying and transmitting its received signals, and is thus expected to maintain the cost and power gains of RISs over traditional relays [2]. An additional challenge associated with HRISs stems from the optional need for a bi-directional control link between itself and the BS. This link can be used for making HRIS's observations available to the BS (otherwise,

they remain locally) to support higher throughput compared to the unidirectional control link utilized by conventional RISs.

### B. Model for Simultaneous Reflection and Sensing

A simple, yet generic, model for the HRIS operation can be obtained by considering its reflective and sensing capabilities individually. As discussed in Section II, the HRIS tunable reflection profile is similar to conventional RISs, where it is typically modeled as controllable phase shifters. However, unlike conventional RISs, in HRISs, the reflectivity amplitude for each meta-atom is determined by a design knob that can be adjusted by changing the amount of coupling to the sensing circuitry. This design knob is modeled by a parameter  $\rho \in [0, 1]$ , representing the portion of the signal energy which is reflected by the proposed meta-atom. This parameter is related to the amount of coupling between the meta-atom and the sampling waveguide, which essentially determines how much loss the HRIS introduces compared to solely reflective RISs. Note that, if the coupling is too small, the sensed signal at the HRIS becomes susceptible to noise, while when it is too high, the signal reflected is considerably attenuated. As a result, it is useful to consider the reflectivity amplitude a design knob and optimize its acceptable range given a desired wireless system.

The second part of the HRIS model describes the relationship between the impinging waveform at the HRIS and the field values picked up by its sensing circuitry. The exact details of this model are heavily dependent on the specific implementation (see Section IV for more details). For

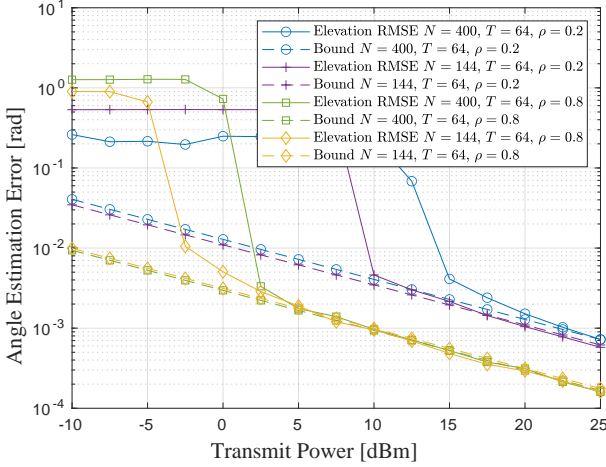


Fig. 4: Elevation AoA estimation performance of an HRIS with  $N \in \{144, 400\}$  meta-atoms configured with coupling coefficients  $\rho \in \{0.2, 0.8\}$ , using  $T = 64$  sensed samples. The Cramér Rao lower bound of the estimations are also included.

simplicity, one can consider this relationship to be as simple as the non-reflected part (i.e.,  $1 - \rho$ ) multiplied by a phase component. Finally, as in DMAs [8], the RF chain(s) via which the sensed signals are forwarded to the digital processor are connected to the waveguides, and thus, the sensed signal path can be viewed as a hybrid analog and digital receiver.

The resulting HRIS operation model is illustrated in the right part of Fig. 3, where one can configure the portion of the reflected energy for each meta-atom, as well as the phase shifting carried out at the reflected and received signal paths. In practice, these parameters are typically coupled, implying that one cannot tune these parameters arbitrarily. However, this relatively simple model allows to provide an understanding of what one can gain by properly tuning these HRIS parameters, as detailed in the following section.

### C. Channel Estimation with HRISs

We next investigate the contribution of the sensing capabilities of HRISs in two indicative applications: AoA identification of an impinging signal and estimation of the end-to-end channel matrices in uplink communications. The former is key to enabling self-configuring HRISs, alleviating their dependence on external control, and thus, notably facilitating deployment compared with conventional RISs. The latter highlights how, by sensing a portion of its impinging signal, HRISs can contribute to estimating the composite UTs-HRIS channel and the HRIS-BS channel (see Fig. 3). Such estimation is highly challenging when using a purely reflective RIS, as one only observes the channel outputs at the BS [7], [14], and the common practice is to resort to estimating the combined channel effect, i.e., the cascaded channel [13], using pilot reflective patterns at the RIS.

**AoA Identification:** We consider the estimation of the AoA of an impinging signal in quasi free-space. For simplicity, we use a two-dimensional square metasurface

with  $N$  hybrid meta-atoms (as in Section II) operating at 19 GHz (corresponding to wavelength  $\lambda = 15.70$  mm), with element spacing of 4 mm ( $\approx \lambda/4$ ) apart. The design frequency is similar to that used in [11], and is considered for demonstration purposes. All meta-atoms are coupled to a single waveguide with coupling coefficient  $\rho$ , and the waveguide is connected to a single reception RF chain. Directive analog combining is used to feed this chain's input, while its digital outputs after  $T$  samples are used to estimate the AoA using a maximum likelihood based estimator [15]. While the AoA is comprised of azimuth and elevation angle, we focus here on the elevation AoA.

The numerically evaluated AoA accuracy in root Mean-Squared Error (MSE), compared with the Cramér-Rao estimation lower bound, is reported in Fig. 5 for  $N \in \{12^2, 20^2\}$ ,  $\rho \in \{0.2, 0.8\}$ , and  $T = 64$ . As depicted, the AoA of the impinging signal can be accurately identified even when the portion of the signal being sensed is merely 20% of that incoming. However, as expected, by increasing the coupling of the meta-atoms to the waveguide, i.e., by sensing a more dominant portion of the signal, the estimation performance improves. It is also demonstrated that a smaller HRIS yields better performance, which is attributed to the fact wider beams facilitate AoA estimation. These results demonstrate the ability of HRISs to reliably identify the AoA of an impinging signal, even when only a small portion of it is being sensed, while the remainder is reflected.

**Channel Estimation:** To demonstrate the channel estimation capability of HRISs, we consider the uplink system of Fig. 3 with  $K$  UTs and an HRIS with  $N$  meta-atoms. In this study, the HRIS has  $N_r$  RF chains (which can be greater than one), and maintains a bidirectional control link with the BS, as in Fig. 3. A simple strategy to estimate the individual channels is to have the HRIS estimate the UTs-RIS channel based on its sensed observations, and forward this estimate to the BS over the control link (wired or wireless), while changing the phase configuration between pilot symbols as in [13]. The fact that the HRIS also reflects while sensing, allows the BS to estimate the HRIS-BS channel from its observed reflections, effectively re-using the transmitted pilots for estimating both channels.

In this setting, the HRIS can estimate the  $NK$  coefficients of which the UTs-RIS channel is comprised; the measurements are obtained via  $N_r$  digital signal paths. At the absence of noise, the HRIS is able to recover the UTs-HRIS channel from  $NK/N_r$  pilots, while the BS requires at least  $N$  pilots to recover the HRIS-BS channel from its observations and the estimate provided by the HRIS via the control link. For instance, when  $K = 8$  UTs communicate via an HRIS comprised  $N = 64$  meta-atoms all attached to  $N_r = 8$  RF chains, both individual channels can be recovered from merely 64 pilots. For comparison, state-of-the-art methods for conventional RISs would require over 90 pilot transmissions for recovering solely the cascaded channel for a fully digital 16-antenna BS [13]. This simplistic strategy for channel estimation is beneficial, not only in noise-free channels, but also in noisy setups. However, one need to also account for the

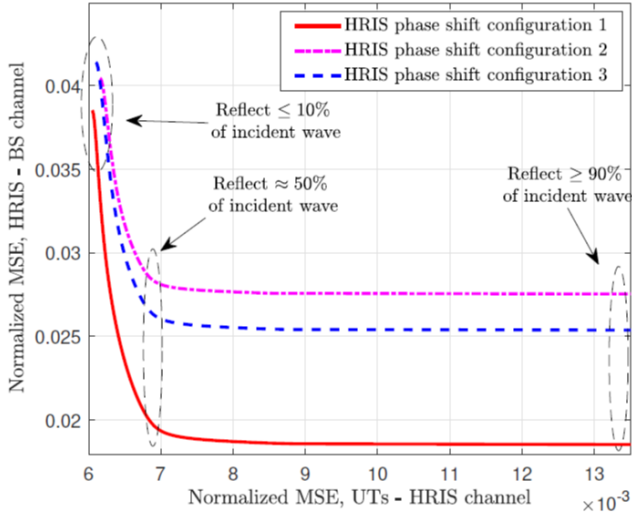


Fig. 5: Normalized MSE performance in recovering the combined UTs-HRIS channel at the HRIS and the HRIS-BS channel at the BS for 30 dB transmit SNR as well as different power splitting values  $\rho$  and phase configurations.

fact that the power splitting between the reflected and sensed waveforms, carried out by the HRIS, affects the resulting SNRs at the metasurface and BS. In particular, in noisy setups where the HRIS estimates the composite UTs-HRIS channel locally and forwards it to the BS, there is an inherent trade-off between the accuracy in estimating each of the individual channels, which is dictated by how the HRIS is configured to split the power of the incident wave between its reflected and absorbed portions.

In Fig. 5, we depict the aforescribed trade-off between the MSE performances when estimating the UTs-HRIS channel at the HRIS and the HRIS-BS channel at the BS for different values of the power splitting parameter  $\rho$ . Each curve corresponds to a different random setting of the individual phase shift at each meta-atom. The simulation setup consists of a BS with 16 antennas serving 8 UTs, assisted by an HRIS with 64 elements and 8 RF chains. The UTs are uniformly distributed in a cell of 10 meter radius, where the HRIS is located at the top edge of the cell, and at distance 50 meters from the BS. The UTs transmit 70 pilot symbols for channel estimation, which are received at the BS after being reflected by the HRIS with SNR 30 dB. It is observed, in Fig. 5, that there is a clear trade-off between the accuracy in estimating each of the individual channels, which is dictated by how the HRIS splits the power of the impinging signal. While the MSE values depend on the HRIS phase configuration, we observe that increasing the portion of the signal that is reflected in the range of up to 50% notably improves the ability to estimate the HRIS-BS channel, while having only a minor effect on the MSE in estimating the UTs-HRIS channel. However, further increasing the amount of power reflected, notably degrades the MSE in estimating the UTs-HRIS channel, while hardly improving the accuracy of the HRIS-BS channel estimation.

The ability to sense the individual channels at the HRIS

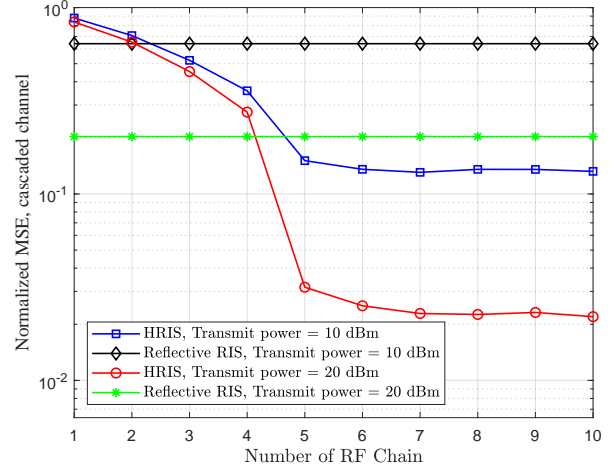


Fig. 6: Normalized MSE performance of the cascaded channel estimation as a function of the number of reception RF chains at the HRIS for two different transmit SNR values in dB. The performance using a purely reflective RIS via the scheme of [13] is also shown.

side facilitates channel estimation, especially in wideband multi-user multi-antenna systems, where cascaded channel estimation requires prohibitive overhead [13]. In addition, it enables RF sensing, localization, and radio mapping whose role is envisioned to be prominent in 6G [1]. Moreover, it can be beneficial even when one is interested in the cascaded channel. To show this, in Fig. 6, we report the MSE in estimating the cascaded channel for the setup in Fig. 5 with an HRIS, which reflects on average 50% of the incoming signal, compared to the method proposed in [13] for reflective RISs. As shown, the sensing capability of HRISs translates into improved cascaded channel estimation, depending on how many RF chains it possesses, though at the cost of higher power consumption and hardware complexity.

#### IV. RESEARCH CHALLENGES AND OPPORTUNITIES

The design of HRISs (Section II), and their representative applicative capabilities (Section III) provide an indication of the feasibility and gains of HRISs. Their ability to carry out reflection and sensing simultaneously gives rise to a multitude of research challenges and opportunities. Some important studies, which we expect to play a key role in unveiling the potential of such metasurface architectures in HRIS-empowered wireless communications, are next discussed.

**Fundamental Limits:** The inclusion of RF sensing capabilities at metasurfaces considerably changes the operation of metasurface-assisted wireless communication systems. This motivates the characterization of the fundamental limits of HRIS-empowered communications in terms of achievable rate. Such an analysis can quantify the added value of HRISs compared to purely reflective RISs, in a manner which is invariant of the operation of the network end entities.

**Operation Protocols:** HRISs provide additional network design degrees of freedom compared to reflective RISs, motivating novel algorithmic designs to exploit them. Their

RF sensing capability enables application processing at the metasurface side (e.g., localization, AoA estimation, and radio mapping), which can be used locally or shared to the network for management purposes. In the latter case, efficient information exchange protocols are needed (possibly among multiple HRISs and BSs), while considering rate-limited in- or out-of-band control links, as well as self-configuring HRISs.

**HRIS Modeling:** The performance evaluation detailed in Section III is based on the presented simplified model for its dual operation. In practice, each meta-atom EM response is expected to exhibit a more complex configurable profile, including coupling between its parameters (i.e., power splitting and phase shifting coefficients) as well as between different elements. Such a physics-driven characterization will allow to more faithfully evaluate HRISs. An additional critical aspect of HRISs, which should be characterized, is its excessive power consumption and cost compared to reflective RISs. While such an analysis is expected to be highly implementation dependent, it will help understanding the price associated with the gains of HRISs.

**Hardware Designs:** The presented proof-of-concept, which is based on [9], is an important first step in demonstrating HRIS hardware. Nonetheless, realizing such metasurfaces for wireless communications still requires a large body of experimental efforts and hardware designs, from low up to THz frequencies. Akin to reflective RISs, the HRIS design requires investigations into the number and pattern of meta-atoms to be implemented as hybrid and their the tuning mechanism, as well as the size of the metasurface and its phase configuration capabilities (e.g., beam steering span, grating lobes, and sidelobes). All other studies related to forming desired reflected beams (as done for reflective RISs) are also relevant to HRISs.

Moreover, using the implementation Fig. 1, the complex amplitude sensed at the waveguides does not necessarily exhibit an one-to-one relationship with that at each meta-atom. This is since the wave coupled by the meta-atom into the substrate layer travels along it, gets reflect from boundaries, and can couple to all sampling waveguides. This overall effect can be considered as information multiplexing, and can be pre-characterized into a sensing matrix, which can be used to retrieve the channel information. In an alternative implementation to Fig. 1, each meta-atom is directly connected to a sampling waveguide; the wave incident on different meta-atoms will now have minimal coupling. In this case, one has a nearly one-to-one relationship between the wave at the meta-atom and the one at the sampling waveguide, and the resulting multiplexing factor can be used for noise mitigation.

## V. CONCLUSION

In this article, we reviewed the emerging concept of HRISs. In contrast to purely reflective RISs, HRISs can simultaneously reflect a portion of the impinging signal in a controllable manner, while sensing the other portion of it. We presented an HRIS design and discussed a full-wave EM simulation proof-of-concept, showcasing its hardware feasibility. We highlighted the possible operations of HRIS-empowered wireless communication systems, provided a

simplified model for the HRIS reconfigurability, and evaluated their capability to locally identify AoAs and to facilitate channel estimation, in comparison with reflective RISs. We discussed several research challenges and opportunities which arise from the HRIS concept, and which are expected to pave the way in unveiling the potential of this technology for 6G wireless systems.

## REFERENCES

- [1] "The next hyper- connected experience for all," White Paper, Samsung 6G Vision, Jun. 2020.
- [2] C. Huang *et al.*, "Reconfigurable intelligent surfaces for energy efficiency in wireless communication," *IEEE Trans. Wireless Commun.*, vol. 18, no. 8, pp. 4157–4170, Aug. 2019.
- [3] Q. Wu *et al.*, "Intelligent reflecting surface-aided wireless communications: A tutorial," *IEEE Transactions on Communications*, vol. 69, no. 5, pp. 3313–3351, 2021.
- [4] M. Jian *et al.*, "Reconfigurable intelligent surfaces for wireless communications: Overview of hardware designs, channel models, and estimation techniques," *Intell. Converged Netw.*, vol. 3, no. 1, pp. 1–32, Mar. 2022.
- [5] E. Calvanese Strinati *et al.*, "Reconfigurable, intelligent, and sustainable wireless environments for 6G smart connectivity," *IEEE Commun. Mag.*, vol. 59, no. 10, pp. 99–105, Oct. 2021.
- [6] H. Wymeersch *et al.*, "Radio localization and mapping with reconfigurable intelligent surfaces: Challenges, opportunities, and research directions," *IEEE Veh. Technol. Mag.*, vol. 15, no. 4, pp. 52–61, Dec. 2020.
- [7] A. Taha *et al.*, "Enabling large intelligent surfaces with compressive sensing and deep learning," *IEEE Access*, vol. 9, pp. 44 304–44 321, 2021.
- [8] N. Shlezinger *et al.*, "Dynamic metasurface antennas for 6G extreme massive MIMO communications," *IEEE Wireless Commun.*, vol. 28, no. 2, pp. 106–113, Apr. 2021.
- [9] I. Alamzadeh *et al.*, "A reconfigurable intelligent surface with integrated sensing capability," *Scientific Reports*, vol. 11, no. 1, pp. 1–10, 2021.
- [10] C. Liaskos *et al.*, "ABSense: Sensing electromagnetic waves on metasurfaces via ambient compilation of full absorption," in *Proc. ACM NANOCOM*, Dublin, Ireland, Sep. 2019.
- [11] T. Sleasman *et al.*, "Microwave imaging using a disordered cavity with a dynamically tunable impedance surface," *Physical Review Applied*, vol. 6, no. 5, p. 054019, 2016.
- [12] M. Boyarsky *et al.*, "Electronically steered metasurface antenna," *Scientific Reports*, vol. 11, no. 1, pp. 1–10, 2021.
- [13] Z. Wang *et al.*, "Channel estimation for intelligent reflecting surface assisted multiuser communications: Framework, algorithms, and analysis," *IEEE Trans. Wireless Commun.*, vol. 19, no. 10, pp. 6607–6620, Oct. 2020.
- [14] C. Hu *et al.*, "Two-timescale channel estimation for reconfigurable intelligent surface aided wireless communications," *IEEE Trans. Commun.*, vol. 69, no. 11, pp. 7736–7747, Nov. 2021.
- [15] G. C. Alexandropoulos *et al.*, "Localization via multiple reconfigurable intelligent surfaces equipped with single receive RF chains," *IEEE Wireless Commun. Lett.*, vol. 11, no. 5, pp. 1072–1076, May 2022.

**George C. Alexandropoulos** is an Assistant Professor with the Department of Informatics and Telecommunications, National and Kapodistrian University of Athens, Greece.

**Nir Shlezinger** is an Assistant Professor in the School of Electrical and Computer Engineering in Ben-Gurion University, Israel.

**Idban Alamzadeh** is currently working toward the Ph.D. degree in Electrical Engineering at Arizona State University, USA.

**Mohammadreza F. Imani** is an Assistant Professor in the ECEE school, Arizona State University, USA.



**Haiyang Zhang** is an Assistant Professor in the School of Communication and Information Engineering, Nanjing University of Posts and Telecommunications, China.

**Yonina C. Eldar** is a Professor in the Department of Math and Computer Science, Weizmann Institute of Science, Israel.