

How rotational invariance of common kernels prevents generalization in high dimensions

Konstantin Donhauser, Mingqi Wu, and Fanny Yang

Department of Computer Science, ETH Zürich

Abstract

Kernel ridge regression is well-known to achieve minimax optimal rates in low-dimensional settings. However, its behavior in high dimensions is much less understood. Recent work establishes consistency for kernel regression under certain assumptions on the ground truth function and the distribution of the input data. In this paper, we show that the rotational invariance property of commonly studied kernels (such as RBF, inner product kernels and fully-connected NTK of any depth) induces a bias towards low-degree polynomials in high dimensions. Our result implies a lower bound on the generalization error for a wide range of distributions and various choices of the scaling for kernels with different eigenvalue decays. This lower bound suggests that general consistency results for kernel ridge regression in high dimensions require a more refined analysis that depends on the structure of the kernel beyond its eigenvalue decay.

1 Introduction

Traditional analysis establishes good generalization properties of kernel ridge regression when the dimension d is relatively small compared to the number of samples n . These minimax optimal and consistency results however become less powerful for modern data sets with large d close to n . High-dimensional asymptotic theory [7, 42] aims to fill this gap by providing bounds that assume $d, n \rightarrow \infty$ and are often much more predictive of practical observations even for finite d .

While recent work [2, 12, 19] establishes explicit asymptotic upper bounds for the bias and variance for high-dimensional linear regression, the results for kernel regression are less conclusive in the regime $d/n^\beta \rightarrow c$ with $\beta \in (0, 1)$. In particular, even though several papers [17, 18, 27] show that the variance decreases with the dimensionality of the data, the bounds on the bias are somewhat inconclusive. On the one hand, Liang et al. [27] prove asymptotic consistency for ground truth functions with asymptotically bounded Hilbert norms for neural tangent kernels (NTK) and inner product (IP) kernels. In contrast, Ghorbani et al. [17, 18] show that for uniform distributions on the product of two spheres, consistency cannot be achieved *unless* the ground truth is a low-degree polynomial. This *polynomial approximation barrier* can also be observed for random feature and neural tangent regression [17, 31, 32].

Notably, the two seemingly contradictory consistency results hold for different distributional settings and are based on vastly different proof techniques. While [27] proves consistency for general input distributions including isotropic Gaussians, the lower bounds in the papers [17, 18] are limited to data that is uniformly sampled from the product of two spheres. Hence, it is a natural question to ask whether the polynomial approximation barrier is a more general phenomenon or restricted to the explicit settings studied in [17, 18]. Concretely, this paper addresses the following question

Can we overcome the polynomial approximation barrier when considering different high-dimensional input distributions, eigenvalue decay rates or scalings of the kernel function?

We unify previous distributional assumptions in one proof framework and thereby characterize how the rotational invariance property of common kernels induces a bias towards low-degree polynomials. Specifically, we show that the *polynomial approximation barrier* persists for

- a broad range of common rotationally invariant kernels such as radial basis functions (RBF) with vastly different eigenvalue decay rates, inner product kernels and NTK of any depth [21].
- general input distributions including anisotropic Gaussians where the degree of the polynomial depends only on the growth of $d_{\text{eff}} := \text{tr}(\Sigma_d) / \|\Sigma_d\|_{\text{op}}$ and not on the specific structure of Σ_d . In particular, we cover the distributions studied in previous related works [17, 18, 27, 28, 29].
- different scalings τ with kernel function $k_\tau(x, x') = k(\frac{x}{\sqrt{\tau}}, \frac{x'}{\sqrt{\tau}})$ beyond the classical choice of $\tau \asymp d_{\text{eff}}$.

As a result, this paper demonstrates that the polynomial approximation barrier is a general high-dimensional phenomenon for rotationally invariant kernels, restricting the set of functions for which consistency can at most be reached to low degree polynomials.

Rotationally invariant kernels are a natural choice if no prior information on the structure of the ground truth is available, as they treat all dimensions equally. Since our analysis covers a broad range of distributions, eigenvalue decays and different scalings, our results motivate future work to focus on the symmetries respectively asymmetries of the kernel incorporating prior knowledge on the structure of the high-dimensional problem, e.g. [1, 33, 39].

This paper is organized as follows. First of all, we show in Section 2.2 that the bounded norm assumption that previous consistency results [27, 28] rely on is violated as $d \rightarrow \infty$ even for simple functions such as $f^*(x) = e_1^\top x$. We then introduce our generalized setting in Section 2 and present our main results in Section 3 where we show a lower bound on the bias that increases with the dimensionality of the data. Finally, in Section 4 we empirically illustrate how the bias dominates the risk in high dimensions and therefore limits the performance of kernel regression. As a result, we argue that it is crucial to incorporate prior knowledge of the ground truth function (such as sparsity) in high-dimensional kernel learning even in the noiseless setting and empirically verify this on real-world data.

2 Problem setting

In this section, we briefly introduce kernel regression estimators in reproducing kernel Hilbert spaces and subsequently introduce our assumptions on the kernel, data distribution and high-dimensional regime.

2.1 Kernel ridge regression

We consider nonparametric regression in a *reproducing kernel Hilbert space* (RKHS, see e.g. [40, 41]) with functions on the domain $\mathcal{X} \subset \mathbb{R}^d$ induced by a positive semi-definite kernel $k : \mathcal{X} \times \mathcal{X} \rightarrow \mathbb{R}$. That is, for any set of input vectors $\{x_1, \dots, x_m\}$ in \mathcal{X} , the empirical kernel matrix K with entries $K_{i,j} = k(x_i, x_j)$ is positive semi-definite. We denote by $\langle \cdot, \cdot \rangle_k$ the corresponding inner product of the Hilbert space and by $\|\cdot\|_{\mathcal{H}} := \sqrt{\langle \cdot, \cdot \rangle_k}$ the corresponding norm.

We observe tuples of input vectors and response variables (x, y) with $x \in \mathcal{X}$ and $y \in \mathbb{R}$. Given n samples, we consider the ridge regression estimator

$$\hat{f}_\lambda = \arg \min_{f \in \mathcal{H}} \sum_{i=1}^n (y_i - f(x_i))^2 + \lambda \|f\|_{\mathcal{H}}^2, \quad (1)$$

with $\lambda > 0$ and the minimum norm interpolator (also called the kernel “ridgeless” estimate)

$$\hat{f}_0 = \arg \min_{f \in \mathcal{H}} \|f\|_{\mathcal{H}} \quad \text{such that} \quad \forall i : f(x_i) = y_i \quad (2)$$

that can be obtained as the limit of the ridge estimate $\hat{f}_0 = \lim_{\lambda \rightarrow 0} \hat{f}_\lambda$ for fixed n . It is well-known that the ridge estimator can attain consistency as $n \rightarrow \infty$ for some sequence of λ such that $\frac{\lambda}{n} \rightarrow 0$. Recently, some works [17, 18, 27, 28] have also analyzed the consistency behavior of ridgeless estimates motivated by the curiously good generalization properties of neural networks with zero training error.

For evaluation, we assume that the observations are i.i.d. samples from a joint distribution $(x_i, y_i)_{i=1}^n \sim \mathbb{P}_{XY}$ and refer to $f^*(x) := \mathbb{E}[y | X = x]$ as the *ground truth* function that minimizes the population square loss $\mathbb{E}(Y - f(X))^2$. We evaluate the estimator using the population risk conditioned on the input data \mathbf{X}

$$\mathbf{R}(\hat{f}_\lambda) := \mathbb{E}_Y \|\hat{f}_\lambda - f^*\|_{\mathcal{L}_2(\mathbb{P}_X)}^2 = \underbrace{\|\mathbb{E}_Y \hat{f}_\lambda - f^*\|_{\mathcal{L}_2(\mathbb{P}_X)}^2}_{=: \text{Bias } \mathbf{B}} + \underbrace{\mathbb{E}_Y \|\mathbb{E}_Y \hat{f}_\lambda - \hat{f}_\lambda\|_{\mathcal{L}_2(\mathbb{P}_X)}^2}_{=: \text{Variance } \mathbf{V}}.$$

where \mathbb{E}_Y is the conditional expectation over the observations $y_i \sim \mathbb{P}(Y|X = x_i)$. In particular, when $y = f^*(x) + \epsilon$, $\mathbb{E}_Y \hat{f}_\lambda$ is equivalent to the noiseless estimator with $\epsilon = 0$.

Note that consistency in terms of $\mathbf{R}(\hat{f}_\lambda) \rightarrow 0$ as $n \rightarrow \infty$ can only be reached if the bias vanishes. In this paper, we lower bound the bias \mathbf{B} which, in turn, implies a lower bound on the risk and the inconsistency of the estimator. The theoretical results in Section 3 hold for both ridge regression and minimum norm interpolation. However, it is well known that the ridge penalty controls the bias-variance trade-off, and hence we are primarily interested in lower bounds of the bias for the minimum norm interpolant.

2.2 Prior work on the consistency of kernel regression

For ridge regression estimates in RKHS, a rich body of work shows consistency and rate optimality when appropriately choosing the ridge parameter λ both in the non-asymptotic setting, e.g. [8], and the classical asymptotic setting, e.g. [10], as $n \rightarrow \infty$.

Similar results have also been shown for high-dimensional asymptotics, where recent papers on minimum norm interpolation in kernel regression [27, 28] explicitly show how the bias vanishes when the ground truth function has bounded Hilbert norm as $d, n \rightarrow \infty$. Even though this assumption is perfectly reasonable for a fixed ground truth and Hilbert space, its plausibility is less clear for a sequence of functions as $d \rightarrow \infty$.¹ After all, the Hilbert space and thus also the norm change with d . In fact, we now show that even innocuous functions have diverging Hilbert norm as the dimension increases. In particular, for tensor product kernels including exponential inner product kernels (also studied in [27, 28]) defined on $x, x' \in \mathcal{X}^{\otimes d} \subset \mathbb{R}^d$, we can show the following lemma.

Lemma 2.1 (Informal). *For any f that is a non-constant sparsely parameterized product function $f(x) = \prod_{j=1}^m f_j(x_{(j)})$ for some fixed $m \in \mathbb{N}_+$,*

$$\|f\|_{\mathcal{H}_d} \xrightarrow{d \rightarrow \infty} \infty.$$

In words, for simple sequences of sparse product functions, the Hilbert norm diverges as the dimension $d \rightarrow \infty$. The precise conditions on the kernel and sequence \mathcal{H}_d of induced Hilbert spaces can be found in Appendix B. Figure 1 illustrates this phenomenon for $f^*(x) = e_1^\top x$ for the Laplace and exponential inner product kernel.

The discussion so far implies that generalization upper bounds that rely on the bounded Hilbert norm assumption become void even for simple ground truth functions. A natural follow-up question is hence: Do we actually fail to learn sparsely parameterized functions consistently or is it simply a loose upper bound? A recent line of work by Ghorbani et al. [17, 18] shows that kernel regression estimates can indeed only consistently learn polynomials of degree at most $\frac{\log n}{\log d_{\text{eff}}}$ as $d, n \rightarrow \infty$ (which we refer to as the *polynomial approximation barrier*). While the results provide some intuition for the behavior of kernel regression, the proofs heavily rely on significant simplifications that hold for the specific distributional assumptions on the

¹Although Liu et al. [29] replace the bounded Hilbert norm assumption with a weaker bounded source condition, we expect this condition not to hold with increasing dimension either. We defer the detailed discussion to future work.

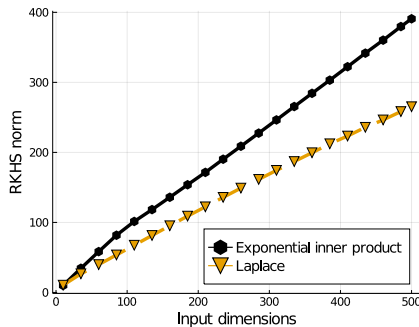


Figure 1: The approximation of the Hilbert norm induced by the Laplace and exponential inner product kernels of the function $f^*(x) = x_1$ plotted with respect to the dimension d on the space $\mathcal{X} = [0, 1]^d$. See Section 4.1 for experimental details.

sphere. It is a priori unclear whether they apply to more general settings including the ones considered in [27]. In the next sections, relying on a different proof technique we show that the polynomial approximation barrier indeed holds for a broad spectrum of data distributions that also capture the distributions studied in the papers [27, 28] and for an entire range of eigenvalue decay rates of the kernel functions (e.g. polynomial and exponential decay rates) and choices of the scaling τ . As a consequence, our results suggest that the polynomial approximation barrier is strongly tied to the rotational invariance of the kernel function and not specific to the settings studied so far.

2.3 Our problem setting

The framework we study in this paper covers random vectors that are generated from a covariance matrix model, i.e. $X = \Sigma_d^{1/2}W$ with vector W consisting of i.i.d entries and their projections onto the $d-1$ -dimensional unit sphere. We now specify all relevant assumptions on the kernel and data distribution.

Kernels Throughout this paper, we focus on continuous and rotationally invariant kernels. They include a vast majority of the commonly used kernels such as fully connected NTK, RBF and inner product kernels as they only depend on the squared Euclidean norm of x and x' and the inner product $x^\top x'$. We first present one set of assumptions on the kernel functions that are sufficient for our main results involving local regularity of k around the sphere where the data concentrates in high dimensions.

- (A.1) *Rotational invariance and local power series expansion:* The kernel function k is rotationally invariant and there is a function g such that $k(x, x') = g(\|x\|_2^2, \|x'\|_2^2, x^\top x')$. Furthermore, g can be expanded as a power series of the form

$$g(\|x\|_2^2, \|x'\|_2^2, x^\top x') = \sum_{j=0}^{\infty} g_j(\|x\|_2^2, \|x'\|_2^2)(x^\top x')^j \quad (3)$$

that converges for x, x' in a neighborhood of the sphere $\{x \in \mathbb{R}^d \mid \|x\|^2 \in [1 - \delta, 1 + \delta]\}$ for some $\delta > 0$. Furthermore, all g_i are positive semi-definite kernels.

- (A.2) *Restricted Lipschitz continuity:* The restriction of k on $\{(x, x) \mid x \in \mathbb{R}^d, \|x\|_2^2 \in [1 - \delta_L, 1 + \delta_L]\}$ is a Lipschitz continuous function for some constant $\delta_L > 0$.

We show in Corollary 3.2 that the kernels for which our main results hold cover a broad range of commonly studied kernels in practice. In particular, Theorem 3.1 also holds for α -exponential kernels defined as $k(x, x') = \exp(-\|x - x'\|_2^\alpha)$ for $\alpha \in (0, 2)$ even though we could not yet show that they satisfy

Assumptions A.1-A.2. In Appendix C, we show how the proof of Theorem 3.1 crucially relies on the rotational invariance Assumption C.1 and the fact that the eigenvalues of the kernel matrix K are asymptotically lower bounded by a positive constant. Both conditions are also satisfied by the α -exponential kernels and the separate treatment is purely due to different proof technique used to lower bound the kernel matrix eigenvalues.

Data distribution and scaling We impose the following assumptions on the data distribution.

(B.1) *Covariance model*: We assume that the input data distribution is from one of the following sets

$$\begin{aligned} \mathcal{Q} &= \{\mathbb{P}_X \mid X = \Sigma_d^{\frac{1}{2}} W \text{ with } W_{(i)} \stackrel{\text{i.i.d.}}{\sim} \mathbb{P} \forall i = 1, \dots, d, \mathbb{P} \in \mathcal{W}\} \\ \mathcal{Q}_{S^{d-1}} &= \{\mathbb{P}_X \mid X = \sqrt{d_{\text{eff}}} \frac{Z}{\|Z\|} \text{ with } Z \sim \mathbb{P} \in \mathcal{Q}\} \end{aligned}$$

where $\Sigma_d \in \mathbb{R}^{d \times d}$ is a positive semi-definite covariance matrix and the effective dimensions d_{eff} is defined as $d_{\text{eff}} := \text{tr}(\Sigma_d) / \|\Sigma_d\|_{\text{op}}$. The entries of the random vector W are sampled i.i.d. from a distribution in the set \mathcal{W} , containing the standard normal distribution and any zero mean and unit variance distributions with bounded support.

(B.2) *High dimensional regime*: We assume that the effective dimension grows with the sample size n s.t. $d_{\text{eff}}/n^\beta \rightarrow c$ for some $\beta, c > 0$.

In words, when $\mathbb{P}_X \in \mathcal{Q}$, the data has covariance Σ_d , and when $\mathbb{P}_X \in \mathcal{Q}_{S^{d-1}}$, the data can be generated by projecting $Z \sim \mathbb{P}_Z \in \mathcal{Q}$ onto the sphere of radius $\sqrt{d_{\text{eff}}}$. Unlike Ghorbani et al. [17, 18], we do not require the random vectors x_i to be *uniformly* distributed on the sphere. Our distributional assumptions include and generalize previous works. A comparison can be found in Table 1. In the sequel, we assume without loss of generality that for simplicity $\|\Sigma_d\|_{\text{op}} = 1$ and hence $d_{\text{eff}} = \text{tr}(\Sigma_d)$.

In our analysis, the kernel function g does not change for any d . However as $d_{\text{eff}}, n \rightarrow \infty$ we need to adjust the scaling of the input as the norm concentrates around $\mathbb{E}\|x\|_2^2 = d_{\text{eff}}$. Hence, as $n \rightarrow \infty$, we consider the sequence of scale dependent kernels

$$k_\tau(x, x') = g\left(\frac{\|x\|_2^2}{\tau}, \frac{\|x'\|_2^2}{\tau}, \frac{x^\top x'}{\tau}\right) \quad (4)$$

and parameterize the scaling by sequence of parameters τ dependent on n . In Section 3.1 we study the standard scaling $\frac{\tau}{d_{\text{eff}}} \rightarrow c > 0$, before discussing $\frac{\tau}{d_{\text{eff}}} \rightarrow 0$ and $\frac{\tau}{d_{\text{eff}}} \rightarrow \infty$ respectively in Section 3.2, where we show that the polynomial approximation barrier is not a consequence of the standard scaling.

3 Main Results

We now present our main results that hold for a wide range of distributions and kernels and show that kernel methods can at most consistently learn low-degree polynomials. Section 3.1 considers the case $\tau \asymp d_{\text{eff}}$ while Section 3.2 provides lower bounds for the regimes $\frac{\tau}{d_{\text{eff}}} \rightarrow 0$ and $\frac{\tau}{d_{\text{eff}}} \rightarrow \infty$.

3.1 Inconsistency of kernel regression for $\tau \asymp d_{\text{eff}}$

For simplicity, we present a result for the case $\tau = d_{\text{eff}}$ based on the assumptions A.1-A.2. The more general case $\tau \asymp d_{\text{eff}}$ follows from the exact same arguments. In the sequel we denote by $\mathcal{P}_{\leq m}$ the space of polynomials of degree at most $m \in \mathbb{N}$.

Theorem 3.1 (Polynomial approximation barrier). *Assume that the kernel k respectively its restriction onto the sphere satisfies A.1-A.2 or is an α -exponential kernel. Furthermore assume that the input distribution \mathbb{P}_X satisfies Assumptions B.1-B.2 and that the ground truth function f^* is bounded. Then, for some $m \in \mathbb{N}$ specified below, the following results hold for both the ridge (1) and ridgeless estimator (2) \hat{f}_λ with $\lambda \geq 0$.*

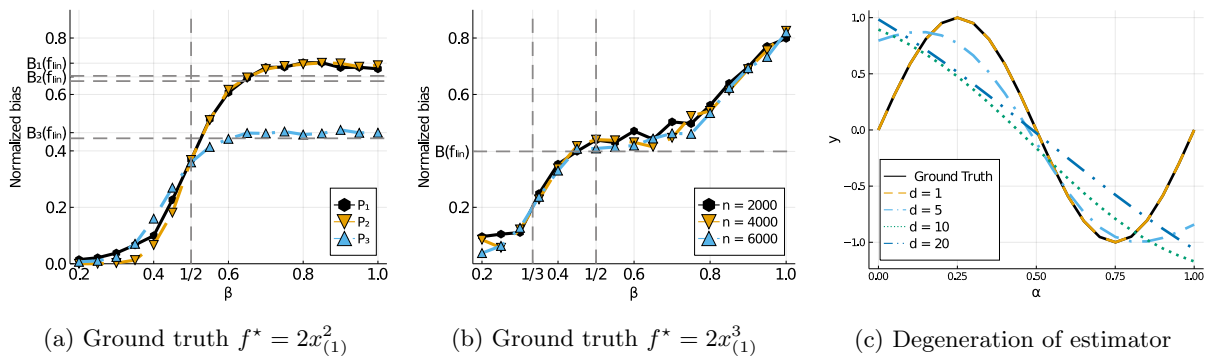


Figure 2: (a) and (b): The bias of the minimum norm interpolant $\mathbf{B}(\hat{f}_0)$ normalized by $\mathbf{B}(0)$ as a function of β for (a) different covariance models \mathbb{P}_1 - \mathbb{P}_3 (see Section 4.2) with $n = 4000$ and (b) different choices of n and samples generated from an isotropic Gaussian with $d = \lfloor n^\beta \rfloor$ (\mathbb{P}_1). The horizontal lines $\mathbf{B}(f_{\text{lin}})$ correspond to the risk of the optimal linear model for the different input data distributions. (c): The minimum norm interpolator estimate \hat{f}_0 of $f^*(x) = \sin(2\pi x_{(1)})$ plotted in the direction $(0, 1/2, \dots, 1/2) + \alpha e_1$ when fitting noiseless observations with covariates drawn uniformly from $[0, 1]^d$ with $n = 100$ and varying d .

1. The bias of the kernel estimators \hat{f}_λ is asymptotically almost surely lower bounded for any $\epsilon > 0$,

$$\mathbf{B}(\hat{f}_\lambda) \geq \inf_{p \in \mathcal{P}_{\leq m}} \|f^* - p\|_{\mathcal{L}_2(\mathbb{P}_X)} - \epsilon \quad \text{a.s. as } n \rightarrow \infty. \quad (5)$$

2. For bounded kernel functions on the support of \mathbb{P}_X the averaged estimator $\mathbb{E}_Y \hat{f}_\lambda$ converges almost surely in $\mathcal{L}_2(\mathbb{P}_X)$ to a polynomial $p \in \mathcal{P}_{\leq m}$,

$$\left\| \mathbb{E}_Y \hat{f}_\lambda - p \right\|_{\mathcal{L}_2(\mathbb{P}_X)} \rightarrow 0 \quad \text{a.s. as } n \rightarrow \infty. \quad (6)$$

More precisely, if g_i is $(\lfloor 2/\beta \rfloor + 1 - i)$ -times continuously differentiable in a neighborhood of $(1, 1)$ and there exists $j' > \lfloor 2/\beta \rfloor$ such that $g_{j'}(1, 1) > 0$, then the bounds (5),(6) hold with $m = 2\lfloor 2/\beta \rfloor$ for $\mathbb{P}_X \in \mathcal{Q}$ and $m = \lfloor 2/\beta \rfloor$ for $\mathbb{P}_X \in \mathcal{Q}_{S^{d-1}}$.

Corollary 3.2 gives examples for kernels that satisfy the assumptions of the theorem. The almost sure statements refers to the sequence of matrices \mathbf{X} of random vectors x_i as $n \rightarrow \infty$, but also hold true with probability $\geq 1 - n^2 \exp(-C_{\epsilon'} \log(n)^{(1+\epsilon')})$ over the draws of \mathbf{X} (see Lemma C.1 for further details).

The first statement in Theorem 3.1 shows that even with noiseless observations, the estimator \hat{f}_λ can at most consistently learn ground truth functions f^* that are a polynomial of degree less than m . We refer to m as the β -dependent *polynomial approximation barrier*. Figure 2a and 2b illustrate this barrier on synthetic datasets drawn from different input data distributions. While the first statement only implies that the risk does not vanish if f^* is not a polynomial, the second part of Theorem 3.1 explicitly states that the averaged estimator $\mathbb{E}_Y \hat{f}_\lambda$ converges in $\mathcal{L}_2(\mathbb{P}_X)$ to a polynomial of degree at most m when the kernel is bounded on the support of \mathbb{P}_X .² We refer to Theorem C.2 in Appendix C for slightly weaker statements which also apply to unbounded kernels. Figure 2c illustrates how the estimator degenerates to a linear function as dimension grows.

The attentive reader might notice that Ghorbani et al. [18] achieve a lower barrier $m = \lfloor 1/\beta \rfloor$ for their specific setting which implies that our results are not tight. However, this is not the main focus in this

²In Appendix C.1 we provide a closed form expression for the polynomial in the proof of the Theorem 3.1. Furthermore, it is there straight forward to verify that the second statement in Theorem 3.1 also applies for the estimate \hat{f}_λ instead of the averaged estimate $\mathbb{E}_Y \hat{f}_\lambda$ given that the observations y_i are bounded.

work as we primarily intend to demonstrate that the polynomial approximation barrier persists for general covariance model data distributions (Ass. B.1-B.2) and hence asymptotic consistency in high-dimensional regimes is at most reachable for commonly used rotationally invariant kernels if the ground truth function is a low degree-polynomial. We leave tighter bounds as interesting future work. Finally, we remark that as $\beta \rightarrow 0$ we enter again a classical asymptotic regime where n is much larger compared to d and hence $m \rightarrow \infty$. This underlines the difference between classical and high-dimensional asymptotics and shows that our results are only meaningful in the latter.

We now present a short proof sketch to provide intuition for why the polynomial approximation barrier holds. The full proof can be found in Appendix C.

Proof sketch The proof of the main theorem is primarily based on the concentration of Lipschitz continuous functions of vectors with i.i.d entries. In particular, we show in Lemma C.1 that

$$\max_i \frac{|x_i^\top X|}{\tau} \leq n^{-\beta/2} (\log n)^{(1+\epsilon)/2} \quad a.s. \text{ as } n \rightarrow \infty, \quad (7)$$

where we use $\text{tr}(\Sigma_d) \asymp n^\beta$. Furthermore, Assumption A.1 and hence the rotational invariance of the kernel function k , implies that for inner product kernels where g_j are constants,

$$k_\tau(x_i, X) = \sum_{j=0}^m g_j \left(\frac{x_i^\top X}{\tau} \right)^j + O(n^{-\theta}) \quad a.s. \text{ as } n \rightarrow \infty \quad (8)$$

with θ some constant such that $1 < \theta < (m+1)\frac{\beta}{2}$ that exists because $m \geq \lfloor 2/\beta \rfloor$. Hence, as $n \rightarrow \infty$, $k_\tau(x_i, X)$ converge to low-degree polynomials. Using the closed form solution of \hat{f}_λ based on the representer theorem we can hence conclude the first statement in Theorem 3.1 if $K + \lambda I \succ cI$ for some constant $c > 0$. The result follows naturally for ridge regression with non vanishing $\lambda > 0$. However for the minimum norm interpolator, we need to show that the eigenvalues of the kernel matrix K themselves are asymptotically lower bounded by a positive non-zero constant. This follows from the additional assumption in Theorem 3.1 and the observation that $(\mathbf{X}^\top \mathbf{X})^{\circ j'} \rightarrow I_n$ in operator norm with \circ being the Hadamard product. Finally, the case where g_j depend on $\|x_i\|_2^2$ and $\|x_j\|_2^2$ requires a more careful analysis and constitute the major bulk of the proof in Appendix C. \square

The assumptions in Theorem 3.1 cover a broad range of commonly used kernels, including the ones in previous works. The following corollary summarizes some relevant special cases

Corollary 3.2. *Theorem 3.1 applies to*

1. *The exponential inner product kernel*
2. *The α -exponential kernel for $\alpha \in (0, 2]$, including Laplace ($\alpha = 1$) and the Gaussian ($\alpha = 2$) kernels*
3. *The fully-connected NTK of any depth with regular activation functions including the ReLU activation $\sigma(x) = \max(0, x)$*

The precise regularity conditions of the activation functions for the NTK and the proof of the corollary can be found in Appendix C.3.

3.2 Inconsistency of kernel interpolation for $\tau \not\asymp d_{\text{eff}}$

As Section 3.1 establishes the polynomial approximation barrier for the classical scaling $\frac{\tau}{d_{\text{eff}}} \asymp 1$, an important question remains unaddressed: can we avoid it with a different scaling? When $\frac{\tau}{d_{\text{eff}}} \rightarrow 0$, intuitively the estimates converge to the zero function almost everywhere and hence the bias is lower bounded by the $\mathcal{L}_2(\mathbb{P}_x)$ -norm of f^* . This implies that no function can be learned consistently with this scaling (see Appendix D.2 for

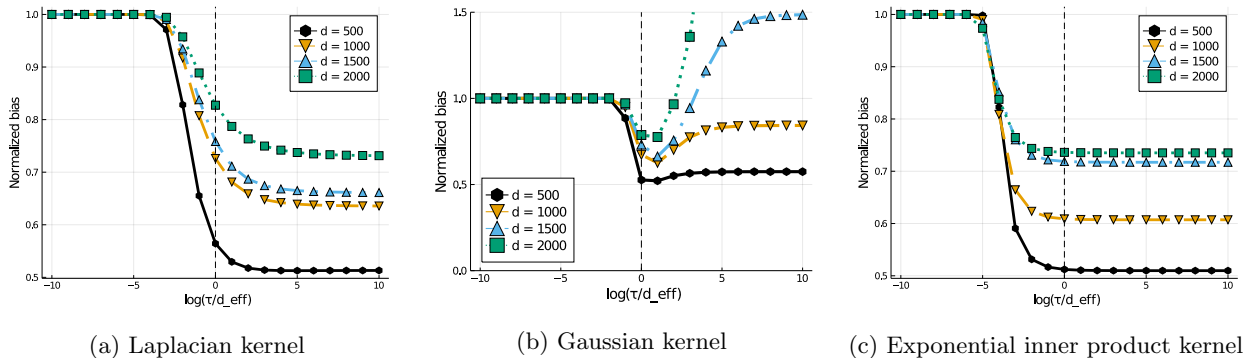


Figure 3: The bias of the minimum interpolant $\mathbf{B}(\hat{f}_0)$ normalized by $\mathbf{B}(0)$ as a function of the normalization constant τ for different choices of $d = d_{\text{eff}}$. The ground truth function is $f(x) = 2x^3_{(1)}$ and $n = 2000$ noiseless observations are fit where the input vectors are sampled from an isotropic Gaussian with $d = \lfloor n^{1/2} \rfloor$.

a rigorous statement). When τ increases faster than d_{eff} , however, the behavior is unclear a priori. Simulations in Figure 3a, 3c suggest that the bias could in fact decrease for $\tau \gg d_{\text{eff}}$ and attain its minimum at the so called *flat limit*, when $\tau \rightarrow \infty$. To the best of our knowledge, the next theorem is the first to show that the polynomial approximation barrier persists in the flat limit for RBF kernels whose eigenvalues do not decay too fast.

Theorem 3.3. *Let k be an RBF kernel with Fourier transform \hat{k} such that for any d , $\lim_{\|\theta\| \rightarrow \infty} \|\theta\|^{d+\alpha} \hat{k}(\theta) = c_d > 0$ for some $\alpha \in (0, 2)$. Under the assumptions B.1-B.2 on the data distribution, the bias lower bound (5) and polynomial approximation (6) hold for the flat limit interpolator $\lim_{\tau \rightarrow \infty} \hat{f}_0$ with the same β -dependence for m as in Theorem 3.1, given that f^* is bounded on the support of \mathbb{P}_X .*

In particular, the assumptions hold for instance for the α -exponential kernels with $\alpha \in (0, 2)$ (see [6]) and the popular Matern RBF kernels with $\nu < 2$. The proof of the theorem can be found in Appendix D.1 and is based on the flat limit literature on RBFs [13, 22, 25, 38]. Finally, we remark that Theorem 3.3 applies only for the interpolating estimator \hat{f}_0 . However, because the ridge penalty is well known to regulate the bias-variance tradeoff, we argue that the bias increases with the ridge penalty and hence attains its minimum at $\lambda = 0$.

3.3 Discussion of theoretical results

As a consequence of our unifying treatment, we cover most of the settings studied in the existing literature and show that the polynomial approximation barrier (5) is neither restricted to a few specific distributions nor to a particular choice of the scaling or the eigenvalue decay of the kernel function. We summarize our setting alongside those of previous works in Table 1.

Distribution The Assumptions B.1-B.2 allow very general distributions and include the ones in the current literature. In particular, we also cover the settings studied in the papers [27, 28, 29] and hence put their optimistic conclusions into perspective. Besides, our results hold true for *arbitrary* covariance matrices and only depend on the growth rate of the effective dimension, but are independent of the explicit structure of the covariance matrix. This stands in contrast to linear regression where consistency can (only) be guaranteed for spiky covariance matrices [2, 35].

Scaling Our results do not only apply for the standard choice of the scaling $\tau/d_{\text{eff}} \rightarrow c > 0$, but also apply to general RBF kernels in the flat limit scaling, i.e. where $\tau \rightarrow \infty$. This case is particularly important since

Functions f^*	Kernels	Domain	Choice of τ	Σ_d	Regime	Paper
$\mathcal{P}_{\leq m}$	IP, α -exp, NTK	$\mathbb{R}^d, \mathcal{S}^{d-1}(\sqrt{d_{\text{eff}}})$	$\tau = d_{\text{eff}}$	arbitrary	$d_{\text{eff}} \asymp n^\beta$	Ours
$\mathcal{P}_{\leq m}$	RBF	$\mathbb{R}^d, \mathcal{S}^{d-1}(\sqrt{d_{\text{eff}}})$	$\tau \rightarrow \infty$	arbitrary	$d_{\text{eff}} \asymp n^\beta$	Ours
$\ f^*\ _{\mathcal{H}} = O(1)$	IP, NTK	\mathbb{R}^d	$\tau = d_{\text{eff}} = d$	I_d	$d \asymp n^\beta$	[27]
$\ f^*\ _{\mathcal{H}} = O(1)^3$	IP, RBF	\mathbb{R}^d	$\tau = d_{\text{eff}} = d$	$\text{tr}(\Sigma_d)/d \rightarrow c$ or $\rightarrow 0$	$d \asymp n$	[28],[29]
$\mathcal{P}_{\leq m'}$	IP, NTK	$\mathcal{S}^{d-1}(\sqrt{d_{\text{eff}}})$	$\tau = d$	I_d	$d \asymp n^\beta$	[17]
$\mathcal{P}_{\leq m'}$	IP, NTK	$\mathcal{S}^{d-1}(\sqrt{d_{\text{eff}}})$	$\tau \approx d_{\text{eff}}$	$UU^\top + d^{-\kappa}I$	$d_{\text{eff}} \asymp n^\beta$	[18]

Table 1: Compilation of the different settings studied in the literature and our paper. The left-most column denotes the necessary conditions on the function space of the ground truth f^* for the corresponding consistency results. Here, $m = 2\lfloor 2/\beta \rfloor$ and $m' = \lfloor 1/\beta \rfloor$.

this is where we empirically find the bias to attain its minimum in Figure 3c. We therefore conjecture that the polynomial approximation barrier cannot be overcome with different choices of the scaling.

Eigenvalue decay Furthermore, by explicitly showing that the polynomial barrier persists for all α -exponential kernels with $\alpha \in (0, 2]$ (that have vastly different eigenvalue decay rates), we provide a counterpoint to previous work that suggests consistency for $\alpha \rightarrow 0$. In particular, the paper [4] proves minimax optimal rates for the Nadaraya-Watson estimators with singular kernels for fixed dimensions and empirical work by [3, 43] suggests that spikier kernels have more favorable performances. Our results suggest that in high dimensions, the effect of eigenvalue decay (and hence “spikiness”) may be dominated by asymptotic effects of rotationally invariant kernels. We discuss possible follow-up questions in Section 5.

As a result, we can conclude that the polynomial approximation barrier is a rather general phenomenon that occurs for commonly used rotationally invariant kernels in high dimensional regimes. For ground truths that are inherently higher-degree polynomials that depend on all dimensions, our theory predicts that consistency of kernel learning with fully-connected NTK, standard RBF or inner product kernels is out of reach if the data is high-dimensional. In practice however, it is possible that not all dimensions carry equally relevant information. In Section 4.3 we show how feature selection can be used in such settings to circumvent the bias lower bound. On the other hand, for image datasets like CIFAR-10 where the ground truth is a complex function of all input dimensions, kernels that incorporate convolutional structures (such as CNTK [1, 37] or compositional kernels [11, 33, 39]) and hence break the rotational symmetry can perform quite well.

4 Experiments

In this section we describe our synthetic and real-world experiments to further illustrate our theoretical results and underline the importance of feature selection in high dimensional kernel learning.

4.1 Hilbert space norm increases with dimension d

In Figure 1, we demonstrate how the Hilbert norm of the simple sparse linear function $f^*(x) = x_{(1)}$ grows with dimension d . We choose the scaling $\tau = d$ and consider the Hilbert space induced by the scaled Gaussian $k_\tau(x, x') = \exp(-\frac{\|x-x'\|^2}{\tau})$, Laplace $k_\tau(x, x') = \exp(-\frac{\|x-x'\|_2}{\sqrt{\tau}})$ and exponential inner product $k_\tau(x, x') = \exp(-\frac{x^T x'}{\tau})$ kernels. To estimate the norm, we draw 7500 i.i.d. random samples with noiseless observations from the uniform distribution on $\mathcal{X} = [0, 1]^d$.

³[29] actually requires the weaker assumption that the source condition parameter $r > 0$.

4.2 Illustration of the polynomial approximation barrier

We now provide details for the numerical experiments in Figure 2,3 that illustrate the lower bounds on the bias in Theorem 3.1 and Theorem 3.3. For this purpose, we consider the following three different distributions that satisfy the assumptions of the theorems and are covered in previous works

- $\mathbb{P}_1, \mathbb{P}_2$: $W_{(i)} \sim \mathcal{N}(0, 1)$, $d = \lfloor n^\beta \rfloor$ and $\Sigma_d = \mathbf{I}_d$. \mathbb{P}_1 : $X = \Sigma_d^{1/2} W$, \mathbb{P}_2 : $X = \frac{\sqrt{d} \Sigma_d^{1/2} W}{\|\Sigma_d^{1/2} W\|_2}$.
- \mathbb{P}_3 : $X = \Sigma_d^{1/2} W$, $W_{(i)} \sim \text{Uniform}([-u, u]^d)$, with u s.t. unit variance, $d = n$ and Σ_d diagonal matrix with entries $(1 - ((i - 1)/d)^\kappa)^{1/\kappa}$ and $\kappa \geq 0$ s.t. $\text{tr}(\Sigma_d) = n^\beta$.

We primarily use the Laplace kernel⁴ with $\tau = \text{tr}(\Sigma_d)$ unless otherwise specified and study two sparse monomials as ground truth functions, $f_1^*(x) = 2x_{(1)}^2$ and $f_2^*(x) = 2x_{(1)}^3$. In order to estimate the bias $\|\mathbb{E}_Y \hat{f}_0 - f^*\|_{\mathcal{L}_2(\mathbb{P}_X)}^2$ of the minimum norm interpolant we generate noiseless observations and approximate the expected squared error using 10000 i.i.d. test samples.

In Figure 2a and 2b, we plot the dependence of the bias on the parameter β which captures the degree of high-dimensionality, i.e. how large dimension d is compared to the number of samples n . We vary β by fixing n and increasing d (see also Appendix for plots for fixed d and varying n). In Figure 2a we demonstrate the important consequence of our unifying framework that the polynomial barrier only depends on the growth of the effective dimension $\text{tr}(\Sigma_d)$, parameterized by β independent of the specific choice of the distribution.⁵ The horizontal lines that indicate the bias of the optimal linear fit f_{lin} , show how for large β , kernel learning with the Laplace kernel performs just as well as a linear function. Figure 2b shows the bias curve as a function of β with inputs drawn from \mathbb{P}_1 for different choices of n . The bias curves are identical from which we conclude that we already enter the asymptotic regime for d, n as low as $d \sim 50$ and $n \sim 2000$.

While our theoretical results only show lower bounds on the bias, Figure 2a and 2b suggest that as β increases, the bias in fact stepwise aligns with the best polynomial of lower and lower order. This has also been shown in [17, 18] for the uniform distribution from the product of two spheres. Indeed, with decreasing β , for the cubic polynomial in Figure 2b we first learn linear functions (first descent in the curve). Since the best degree 2 polynomial approximation of f_2^* around 0 is a linear function, the curve then enters a plateau before descending to zero indicating that we successfully learn the ground truth.

Figure 3 illustrates how the bias depends on the scaling τ for different β with $n = 2000$. We generate samples using \mathbb{P}_1 and the ground truth f_2^* and plot the bias of the minimum norm interpolator for the Laplace, exponential inner product and Gaussian kernel. For the latter, the minimum is obtained around $\tau = d$. For the Laplace and exponential inner product kernel, the bias achieves its minimum at the flat limit $\tau \rightarrow \infty$. Given that our lower bounds hold for both $\tau = d$ and $\tau \rightarrow \infty$ (Theorems 3.1 and 3.3), we hypothesize that there might not exist an intermediate scaling regime for τ that can break the polynomial approximation barrier.

4.3 Feature selection for high-dimensional kernel learning

In this section, we demonstrate how the polynomial approximation barrier limits the performance in real world datasets and how one may overcome this issue using feature selection. How our theory motivates feature selection can be most cleanly illustrated for complex ground truth functions that only depend on a number of covariates that is much smaller than the input dimension (which we refer to as *sparse*)⁶:

⁴We choose the Laplace kernel because of its numerical stability and good performance on the high dimensional datasets studied in [3, 16]. Other kernels can be found in the Appendix A.

⁵The differences in the absolute bias values between data models are due to the differences of $\|\hat{f}_0 - f^*\|_{\mathcal{L}_2(\mathbb{P}_X)}$ that explicitly depend on the underlying input model \mathbb{P}_X .

⁶for more general functions that are not sparse we still expect a U-curve, albeit potentially less pronounced, whenever the function is not a low-degree polynomial of order $2/\beta$

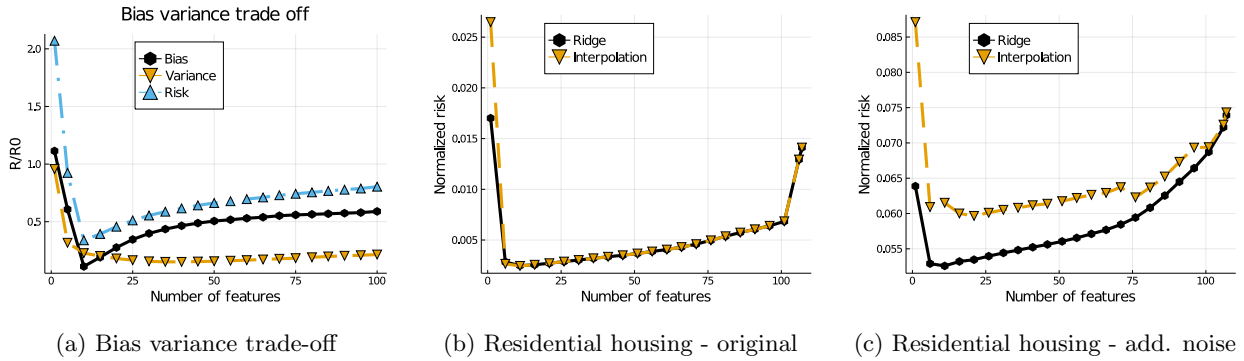


Figure 4: (a): The bias-variance trade-off of the minimum norm interpolant normalized by $\mathbf{B}(0)$ for a synthetic experiment as a function of selected features (see details in Section 4.3). The trends are reversed compared to the usual bias-variance curve as a function of model complexity and reflect our theoretical results: the bias term dominates the risk as dimension increases while the variance monotonically decreases with dimension. This behaviour can also be observed for the *residential housing* dataset (b) without and (c) with additive synthetic noise where the risk of Ridge regression and interpolation follow similar trends that we hence attribute to the bias.

Based on our theoretical results we expect that for sparse ground truths, the bias follows a U-shape as dimension increases: until all relevant features are included, the bias first decreases before it then starts to increase due to the polynomial approximation barrier that holds for large d when asymptotics start to kick in. Since recent work shows that the variance vanishes in high-dimensional regimes (see e.g. [18, 27]), we expect the risk to follow a U-shaped curve as well. Hence, performing feature selection could effectively yield much better generalization for sparse ground truth functions. We would like to emphasize that although the described curve may ring a familiar bell, this behavior *is not* due to the classical bias-variance trade-off, since the U-shaped curve can be observed even in the noiseless case where we have zero variance. We now present experiments that demonstrate the U-shape of the risk curve for both synthetic experiments on sparse ground truths and real-world data. We vary the dimensionality d by performing feature selection⁷ using the algorithm proposed in the paper [9]. In order to study the impact of high-dimensionality on the variance, we add different levels of noise to the observations.

For the real-world experiments we are not able to decompose the risk to observe separate trends of the bias and the variance. However, we can argue that the ridge estimator should perform significantly better than the minimum norm interpolator whenever the variance dominates. Vice versa, if their generalization errors are close, the effect of the variance vanishes. This is due to the fact that the ridge penalty decreases the variance and increases the bias. Hence, for real-world experiments, we use the comparison between the risks of the ridge estimator and minimum norm interpolator to deduce that the bias is in fact dominating the risk for high dimensions.

Sparse functions For our synthetic experiments, we draw 500 input samples x_1, \dots, x_n from \mathbb{P}_1 and compute the minimum norm interpolator for $n = 100$ different draws over noisy observations from a sparsely parameterized function $y = 0.5 \sum_{i=1}^4 x_{(2i+1)}^2 - \sum_{i=1}^4 x_{(2i)} + \epsilon$ with uniform noise $\epsilon \sim \mathcal{U}([-10, 10])$. We increase d by adding more dimensions (that are irrelevant for the true function value) and compute the bias and variance of the minimum norm interpolator. We approximate the $\mathcal{L}_2(\mathbb{P}_x)$ norm using Monte Carlo sampling from \mathbb{P}_1 . In Figure 4a we observe that as we increase the number of selected features, the bias first decreases until all relevant information is included and then increases as irrelevant dimensions are added. This is in line with our asymptotic theory that predicts an increasing bias due to the progressively more restrictive polynomial approximation barrier. Furthermore, the variance monotonically decreases as expected from the

⁷we expect other approaches to incorporate sparsity such as automatic relevance determination [30, 36] to yield a similar effect

literature and hence the risk in follows the U-shaped curve described above.

Real-world data We now explore the applicability of our results on real-world data where the assumptions of the theorems are not necessarily satisfied. For this purpose we select datasets where the number of features is large compared to the number of samples. In this section we show results on the regression dataset *residential housing* (RH) with $n = 372$ and $d = 107$ to predict sales prices from the UCI website [14]. Further datasets can be found in Appendix A.3. In order to study the effect of noise, we generate an additional dataset (RH-2) where we add synthetic i.i.d. noise drawn from the uniform distribution on $[-1/2, 1/2]$ to the observations. The plots in Figure 4 are then generated as follows: we increase the number of features using a greedy forward selection procedure (see Appendix A.3 for further details). We then plot the risk achieved by the kernel ridge and ridgeless estimate using the Laplace kernel on the new subset of features.

Figure 4b shows that the risks of the minimum norm interpolator and the ridge estimator are identical, indicating that the risk is essentially equivalent to the bias. Hence our first conclusion is that, similar to the synthetic experiment, the bias follows a U-curve. For the dataset RB-2 in Figure 4c, we further observe that even with additional observational noise, the ridge and ridgeless estimator converge, i.e. the bias dominates for large d . We observe both trends in other high-dimensional datasets discussed in Appendix A.3 as well. As a consequence, we can conclude that even for some real-world datasets that do not necessarily satisfy the conditions of our bias lower bound, feature selection is crucial for kernel learning for noisy and noiseless observations alike. We would like to note that this conclusion does not necessarily contradict empirical work that demonstrates good test performance of RBFs on other high-dimensional data such as MNIST. In fact, the latter only suggests that linear or polynomial fitting would do just as well for these datasets which has indeed been suggested in [18].

5 Conclusion and future work

Kernel regression encourages estimators to have a certain structure by means of the RKHS norm induced by the kernel. For example, the eigenvalue decay of α -exponential kernels results in estimators that tend to be smooth (i.e. Gaussian kernel) or more spiky (i.e. small $\alpha < 1$). A far less discussed fact is that many kernels implicitly incorporate additional structural assumptions. For example, rotational invariant kernels are invariant under permutations and hence treat all dimensions equally. Even though rotational invariance is a natural choice when no prior information on the structure of the ground truth is available, this paper shows that the corresponding inductive bias in high dimensions is in fact restricting the average estimator to a polynomial. In particular, we show in Theorems 3.1 and 3.3 that the lower bound on the bias is simply the projection error of the ground truth function onto the space of polynomials of degree at most $2\lfloor 2/\beta \rfloor$ respectively $\lfloor 2/\beta \rfloor$. Apart from novel technical insights that result from our unified analysis (discussed in Sec. 3.3), our result also opens up new avenues for future research.

Future work Modern datasets which require sophisticated methods like deep neural networks to obtain good predictions are usually inherently non-polynomial and high-dimensional. Hence, our theory predicts that commonly used rotationally invariant kernels cannot perform well for these problems due to a high bias. In particular, our bounds are independent of properties like the smoothness of the kernel function and cannot be overcome by carefully choosing the eigenvalue decay. Therefore, in order to understand why certain highly overparameterized methods generalize well in these settings, our results suggest that it is at least equally important to understand how prior information can be incorporated to break the rotational symmetry of the kernel function. Examples for recent contributions in this direction are kernels relying on convolution structures (such as CNTK [1, 37] or compositional kernels [11, 33, 39]) for image datasets.

Another relevant future research direction is to present a tighter non-asymptotic analysis that allows a more accurate characterization of the estimator in practice. The presented results in this paper are asymptotic statements, meaning that they do not provide explicit bounds for fixed n, d . Therefore, for given finite n, d it is unclear which high-dimensional regime provides the most accurate characterization of the estimator's

statistical properties. For instance, our current results do not provide any evidence whether the estimator follows the bias lower bounds for $n = d^\beta$ with $\beta = \log(n)/\log(d)$ or $n = \gamma d$. We remark that the methodology used to prove the statements in this paper could also be used to derive non-asymptotic bounds, allowing us to further investigate this problem. However, we omitted such results in this paper for the sake of clarity and compactness of our theorem statements and proofs and leave this for future work.

6 Acknowledgments

We would like to thank the anonymous reviewers for their helpful feedback, Xiao Yang for insightful discussions on the flat limit kernel and Armeen Taeb for his comments on the manuscript.

References

- [1] Arora, S., Du, S. S., Hu, W., Li, Z., Salakhutdinov, R. R., and Wang, R. On exact computation with an infinitely wide neural net. In *Advances in Neural Information Processing Systems (NeurIPS)*, volume 32, pp. 8141–8150, 2019.
- [2] Bartlett, P. L., Long, P. M., Lugosi, G., and Tsigler, A. Benign overfitting in linear regression. 117(48):30063–30070, 2020.
- [3] Belkin, M., Ma, S., and Mandal, S. To understand deep learning we need to understand kernel learning. In *Proceedings of the International Conference on Machine Learning (ICML)*, volume 80, pp. 541–549, 2018.
- [4] Belkin, M., Rakhlin, A., and Tsybakov, A. B. Does data interpolation contradict statistical optimality? In *Proceedings of the International Conference on Artificial Intelligence and Statistics (AISTATS)*, pp. 1611–1619, 2019.
- [5] Berg, C., Christensen, J. P. R., and Ressel, P. *Harmonic Analysis on Semigroups*. Springer, 1984.
- [6] Blumenthal, R. M. and Gettoor, R. K. Some theorems on stable processes. *Transactions of the American Mathematical Society*, 95(2):263–273, 1960.
- [7] Bühlmann, P. and Van De Geer, S. *Statistics for high-dimensional data: methods, theory and applications*. Springer Science & Business Media, 2011.
- [8] Caponnetto, A. and De Vito, E. Optimal rates for the regularized least-squares algorithm. *Foundations of Computational Mathematics*, 7(3):331–368, 2007.
- [9] Chen, J., Stern, M., Wainwright, M. J., and Jordan, M. I. Kernel feature selection via conditional covariance minimization. In *Advances in Neural Information Processing Systems (NeurIPS)*, pp. 6946–6955, 2017.
- [10] Christmann, A., Steinwart, I., et al. Consistency and robustness of kernel-based regression in convex risk minimization. *Bernoulli*, 13(3):799–819, 2007.
- [11] Daniely, A., Frostig, R., and Singer, Y. Toward deeper understanding of neural networks: The power of initialization and a dual view on expressivity. In *Advances in Neural Information Processing Systems (NeurIPS)*, volume 29, 2016.
- [12] Dobriban, E. and Wager, S. High-dimensional asymptotics of prediction: Ridge regression and classification. *The Annals of Statistics*, 46(1):247 – 279, 2018.
- [13] Driscoll, T. A. and Fornberg, B. Interpolation in the limit of increasingly flat radial basis functions. *Computers & Mathematics with Applications*, 43(3-5):413–422, 2002.

- [14] Dua, D. and Graff, C. UCI machine learning repository, 2017. URL <http://archive.ics.uci.edu/ml>.
- [15] El Karoui, N. et al. The spectrum of kernel random matrices. *Annals of Statistics*, 38(1):1–50, 2010.
- [16] Geifman, A., Yadav, A., Kasten, Y., Galun, M., Jacobs, D., and Basri, R. On the similarity between the laplace and neural tangent kernels. *arXiv preprint arXiv:2007.01580*, 2020.
- [17] Ghorbani, B., Mei, S., Misiakiewicz, T., and Montanari, A. Linearized two-layers neural networks in high dimension. *arXiv preprint arXiv:1904.12191*, 2019.
- [18] Ghorbani, B., Mei, S., Misiakiewicz, T., and Montanari, A. When do neural networks outperform kernel methods? *arXiv preprint arXiv:2006.13409*, 2020.
- [19] Hastie, T., Montanari, A., Rosset, S., and Tibshirani, R. J. Surprises in high-dimensional ridgeless least squares interpolation. *arXiv preprint arXiv:1903.08560*, 2019.
- [20] Ikramov, K. and Savel’eva, N. Conditionally definite matrices. *Journal of Mathematical Sciences*, 98: 1–50, 2000.
- [21] Jacot, A., Gabriel, F., and Hongler, C. Neural tangent kernel: Convergence and generalization in neural networks. *arXiv preprint arXiv:1806.07572*, 2018.
- [22] Larsson, E. and Fornberg, B. Theoretical and computational aspects of multivariate interpolation with increasingly flat radial basis functions. *Computers & Mathematics with Applications*, 49(1):103–130, 2005.
- [23] Ledoux, M. *The Concentration of Measure Phenomenon*. Mathematical surveys and monographs. American Mathematical Society, 2001. ISBN 9780821837924.
- [24] Lee, J., Sohl-dickstein, J., Pennington, J., Novak, R., Schoenholz, S., and Bahri, Y. Deep neural networks as gaussian processes. In *Proceedings of the International Conference on Learning Representations (ICLR)*, 2018.
- [25] Lee, Y. J., Micchelli, C. A., and Yoon, J. On convergence of flat multivariate interpolation by translation kernels with finite smoothness. *Constructive Approximation*, 40(1):37–60, 2014.
- [26] Li, J., Cheng, K., Wang, S., Morstatter, F., Trevino, R. P., Tang, J., and Liu, H. Feature selection: A data perspective. *ACM Computing Surveys (CSUR)*, 50(6):94, 2018.
- [27] Liang, T., Rakhlin, A., and Zhai, X. On the multiple descent of minimum-norm interpolants and restricted lower isometry of kernels. In *Proceedings of the Conference on Learning Theory (COLT)*, 2020.
- [28] Liang, T., Rakhlin, A., et al. Just interpolate: Kernel “ridgeless” regression can generalize. *Annals of Statistics*, 48(3):1329–1347, 2020.
- [29] Liu, F., Liao, Z., and Suykens, J. A. Kernel regression in high dimension: Refined analysis beyond double descent. *arXiv preprint arXiv:2010.02681*, 2020.
- [30] MacKay, D. J. C. *Bayesian Non-Linear Modeling for the Prediction Competition*, pp. 221–234. Springer Netherlands, Dordrecht, 1996. ISBN 978-94-015-8729-7.
- [31] Mei, S. and Montanari, A. The generalization error of random features regression: Precise asymptotics and double descent curve. *arXiv preprint arXiv:1908.05355*, 2019.
- [32] Mei, S., Misiakiewicz, T., and Montanari, A. Generalization error of random features and kernel methods: hypercontractivity and kernel matrix concentration. *arXiv preprint arXiv:2101.10588*, 2021.

- [33] Mei, S., Misiakiewicz, T., and Montanari, A. Learning with invariances in random features and kernel models, 2021.
- [34] Milman, D. V. and Schechtman, G. Asymptotic theory of finite dimensional normed spaces. 1986.
- [35] Muthukumar, V., Narang, A., Subramanian, V., Belkin, M., Hsu, D., and Sahai, A. Classification vs regression in overparameterized regimes: Does the loss function matter? *arXiv preprint arXiv:2005.08054*, 2020.
- [36] Neal, R. M. *Bayesian Learning for Neural Networks*. Springer-Verlag, 1996. ISBN 0387947248.
- [37] Novak, R., Xiao, L., Bahri, Y., Lee, J., Yang, G., Abolafia, D. A., Pennington, J., and Sohl-dickstein, J. Bayesian deep convolutional networks with many channels are gaussian processes. In *International Conference on Learning Representations*, 2019. URL <https://openreview.net/forum?id=B1g30j0qF7>.
- [38] Schaback, R. Multivariate interpolation by polynomials and radial basis functions. *Constructive Approximation*, 21(3):293–317, 2005.
- [39] Shankar, V., Fang, A., Guo, W., Fridovich-Keil, S., Ragan-Kelley, J., Schmidt, L., and Recht, B. Neural kernels without tangents. In *Proceedings of the International Conference on Machine Learning (ICML)*, volume 119, pp. 8614–, 2020.
- [40] Smola, A. J. and Schölkopf, B. *Learning with kernels*, volume 4. Citeseer, 1998.
- [41] Wahba, G. *Spline models for observational data*. SIAM, 1990.
- [42] Wainwright, M. *High-Dimensional Statistics: A Non-Asymptotic Viewpoint*. Cambridge University Press, 2019. ISBN 9781108498029.
- [43] Wyner, A. J., Olson, M., Bleich, J., and Mease, D. Explaining the success of adaboost and random forests as interpolating classifiers. *Journal of Machine Learning Research (JMLR)*, 18(1):1558–1590, 2017.

A Experiments

This section contains additional experiments not shown in the main text. ⁸

A.1 Polynomial Barrier

In this section, we provide additional experiments that discuss Theorem 3.1. In particular, we investigate kernels beyond the Laplace kernel and study the behaviour of the bias with respect to β when d is fixed and n varies. The experimental setting is the same as the one in Section 4.2.

Instead of comparing the bias curves for different input distribution as in Figure 2a, Figure 5 shows the bias with respect to β for the α -exponential kernel, i.e. $k(x, x') = \exp(-\|x - x'\|_2^\alpha)$, for different choices of α and hence for kernels with distinct eigenvalue decays ($\alpha = 2$ results in an exponential eigenvalue decay while $\alpha < 2$ in a polynomial eigenvalue decay). Clearly, we can see that the curves transition at a similar value for β which confirms the the discussion of Theorem 3.1 in Section 3.3 where we argue that the polynomial approximation barrier occurs independently of the eigenvalue decay.

Figure 6 shows the bias of the minimum norm interpolant $\mathbf{B}(\hat{f}_0)$ normalized by $\mathbf{B}(0)$ for the ground truth function $f^*(x) = 2x_{(1)}^3$ and the Laplace kernel as in Section 4.2 with $\tau = d_{\text{eff}}$. We observe that the asymptotics already kick in for $d \approx 40$ since all curves for $d \geq 40$ resemble each other. This confirms the the trend in Figure 2b.

⁸Our code is publicly available at <https://www.github.com/DonhauserK/High-dim-kernel-paper/>

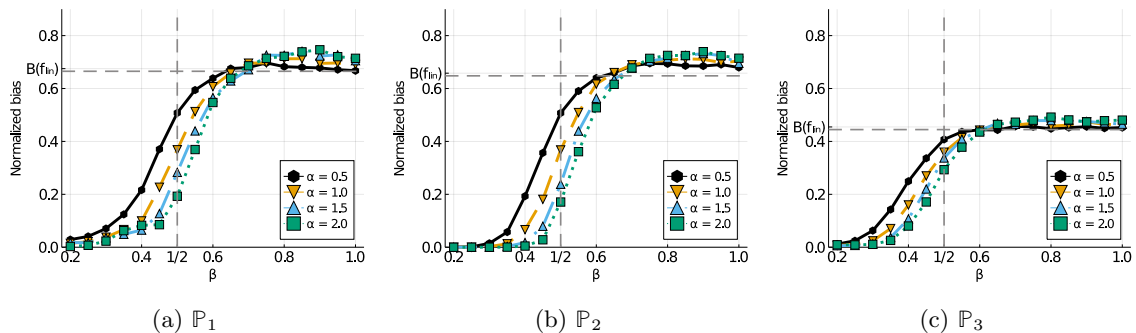


Figure 5: The bias of the minimum norm interpolant $\mathbf{B}(\hat{f}_0)$ normalized by $\mathbf{B}(0)$ as a function of β for the α -exponential kernel with different choices of α and with $n = 4000$ i.i.d. samples drawn from (a) \mathbb{P}_1 , (b) \mathbb{P}_2 and (c) \mathbb{P}_3 .

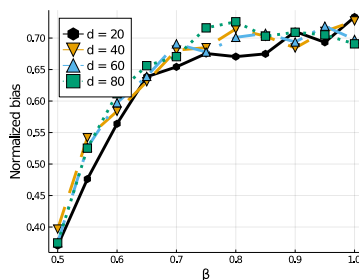


Figure 6: The bias of the minimum norm interpolant $\mathbf{B}(\hat{f}_0)$ normalized by $\mathbf{R}(0)$ as a function of β for different choices of d and samples generated from an isotropic Gaussian (as in Model \mathbb{P}_1) with $n = \lfloor d^{1/\beta} \rfloor$.

A.2 Feature selection - Synthetic

The goal of this experiment is to compare the bias variance trade-off of ridge regression and minimum norm interpolation. We use the same experimental setting as the ones used for Figure 4a (see Section 4.3). We set the bandwidth to $\tau = d_{\text{eff}}$ and choose the ridge parameter λ using 5-fold cross validation. While for small dimensions d , ridge regularization is crucial to achieve good performance, the bias becomes dominant as the dimension grows and the difference of the risks of both methods shrinks. This aligns well with Theorem 3.1 which predicts that the bias starts to increase with d for fixed n once we enter the asymptotic regime.

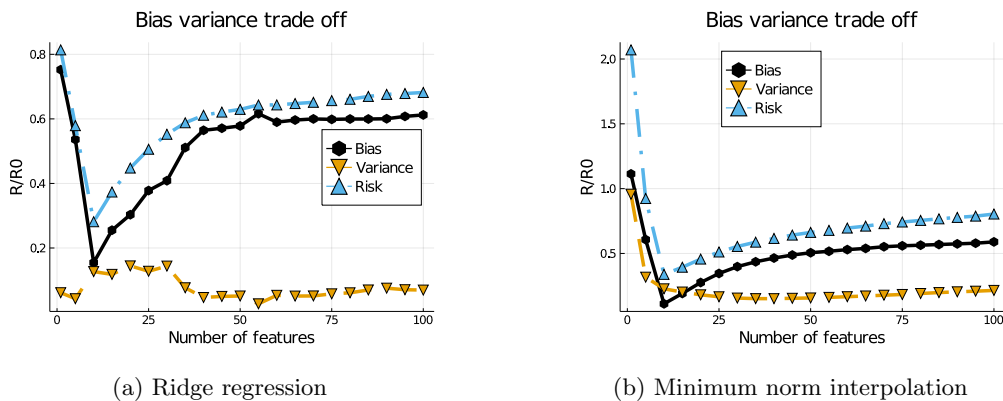


Figure 7: The bias-variance trade-off of the (a) ridge estimate and (b) minimum norm interpolant normalized by $\mathbf{B}(0)$ as a function of selected features for the synthetic experiment described in Section 4.3. Figure (b) is exactly the same as Figure 4a.

A.3 Feature selection - Real world

We now present details for our real world experiments to emphasize the relevance of feature selection when using kernel regression for practical applications, as discussed in Section 4.3.

We consider the following data sets:

1. The *residential housing* regression data set from the UCI website [14] where we predict the sales prices and construction costs given a variety of features including the floor area of the building or the duration of construction.
2. The *ALLAML* classification data set from the ASU feature selection website [26] where we classify patients with acute myeloid leukemia (AML) and acute lymphoblastic leukemia (ALL) based on features gained from gene expression monitoring via DNA microarrays.
3. The *CLL.SUB.111* classification dataset from the ASU feature selection web-page [26] where we classify genetically and clinically distinct subgroups of B-cell chronic lymphocytic leukemia (B-CLL) based on features consisting of gene expressions from high density oligonucleotide arrays. While the original dataset contains three different classes, we only use the classes 2 and 3 for our experiment to obtain a binary classification problem.

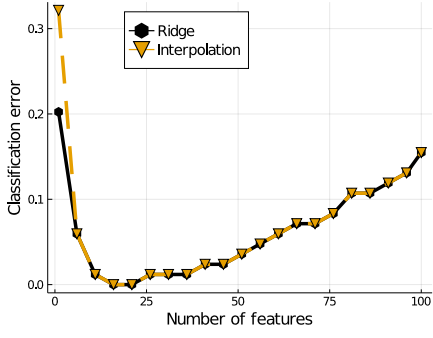
Because the number of features in the *ALLAML* and *CLL.SUB.111* datasets massively exceed the number of samples, we run the feature selection algorithm in [9] and pre-select the best 100 features chosen by the algorithm. In order to reduce the computational expenses, we run the algorithm in batches of 2000 features and iteratively remove all features except for the best 200 features chosen by the algorithm. We do this until we reduce the total number of features to 2000 and then select in a last round the final 100 features used for the further procedure. Reducing the amount of features to 100 is important for the computational feasibility of greedy forward features selection in our experiments. The properties of the datasets are summarized in Table 2.

Data set	<i>Binary CLL.SUB.111</i>	<i>ALLAML</i>	Residential Building Data Set
Features	11,340 (100)	7129 (100)	107
Samples	100	72	372
Type	Binary classification	Binary classification	Regression

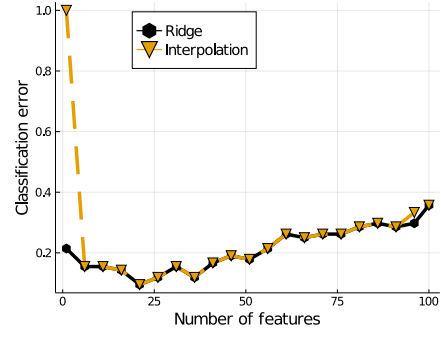
Table 2: Real world datasets used for the experiments. The value in the brackets shows the number of features after a pre-selection using the algorithm presented in [9].

Experimental setting: As a first step, we normalise both the vectors containing the single input features and the observations separately using ℓ_1 normalization. We use the Laplace kernel for computing the ridge and ridgeless estimate in all experiments. For each setting, we pick the bandwidth τ and the penalty coefficient λ (for the ridge estimator) using cross validation. We increase the number of features by greedily adding the feature that results in the lowest 5-fold cross validation risk. In addition, in order to study the effect of noise, we generate additional data sets where we add synthetic i.i.d. noise drawn from the uniform distribution on $[-1/2, 1/2]$ to the observations for the regression tasks and flip 20% of the label for the classification tasks.

Results of the experiments: The following figures present the results of our experiments on all datasets except for the ones predicting the sales prices in the *residential housing* dataset, which we presented in Figure 4b,4c in the main text. Similar to the observations made in Section 4.3, Figure 8,9,10 show that the risk reaches its minimum around $d \approx 25$, with significant differences to the right at $d \approx 100$. In particular, this holds for both ridge regression and interpolation, which again shows that the bias becomes dominant as the dimension increases. Surprisingly, we also note that the relevance of ridge regularization seems to be much smaller for classification tasks than regression tasks.

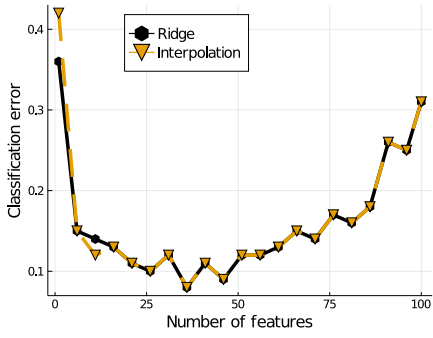


(a) *ALLAML* - original

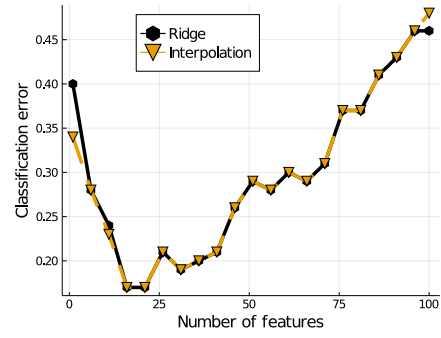


(b) *ALLAML* - 20% label noise

Figure 8: The classification error of the minimum norm interpolator and ridge estimator for the *ALLAML* dataset.

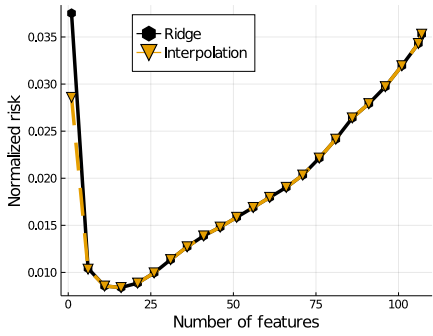


(a) *CLLSUB_111* - original

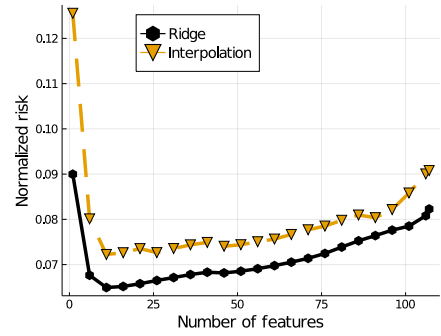


(b) *CLLSUB_111* - 20% label noise

Figure 9: The classification error of the minimum norm interpolator and ridge estimator for the *CLLSUB_111* dataset.



(a) Residential housing - original



(b) Residential housing - add. noise

Figure 10: The risk $\mathbf{R}(\hat{f}_0)$ of the minimum norm interpolant respectively $\mathbf{R}(\hat{f}_\lambda)$ of the ridge estimate normalized by $\mathbf{R}(0)$ for the *residential housing* dataset with target construction costs.

B Bounded Hilbert norm assumption

This section gives a formal statement of Lemma 2.1. We begin with the conditions under which the lemma holds. We consider tensor product kernels of the form

$$k(x, x') = \prod_{j=1}^d q(x_{(j)}, x'_{(j)})$$

with inputs $x, x' \in \mathcal{X}^{\otimes d} \subset \mathbb{R}^d$ with \mathcal{X} compact and $\otimes d$ denotes the product space, for some kernel function q on \mathcal{X} which may change with d (e.g. the scaling). In order to prevent the sequence of kernels k to diverge as $d \rightarrow \infty$, assume that there exists some probability measure on \mathcal{X} with full support such that the trace of the kernel operator is bounded by 1, i.e. $\int q(x, x) d\mu(x) \leq 1$. Let $\|\cdot\|_{\mathcal{H}_k}$ be the Hilbert norm induced by k . Then,

Lemma B.1 (Formal statement of Lemma 2.1). *Let k satisfy the above conditions. Then, for any f that is a non-constant sparsely parameterized product function $f(x) = \prod_{j=1}^m f_j(x_{(j)})$ for some fixed $m \in \mathbb{N}$,*

$$\|f\|_{\mathcal{H}_k} \xrightarrow{d \rightarrow \infty} \infty.$$

Proof. For any $j > m$, define $f_j = 1$. First, we note that the proof follows trivially if any of the f_j is not contained in the RKHS induced by q since this implies that the Hilbert norm $\|f\|_{\mathcal{H}_k} = \infty$. Hence, we can assume that for all j , f_j is contained in the RKHS for all d . Furthermore, because k is a product kernel, we can write $\|f\|_{\mathcal{H}_k} = \prod_{j=1}^d \|f_j\|_{\mathcal{H}_q}$ where $\|\cdot\|_{\mathcal{H}_q}$ is the Hilbert norm induced by q on \mathcal{X} . Because we are only interested to see whether the sequence of Hilbert norms diverge, without loss of generality we can assume that $m = 1$, and hence,

$$\|f\|_{\mathcal{H}_k} = \|f_1\|_{\mathcal{H}_q} (\|1\|_{\mathcal{H}_q})^{d-1}. \quad (9)$$

Next, by Mercer's theorem there exists an orthonormal eigenbasis $\{\phi_i\}_{i=1}^{\infty}$ in $\mathcal{L}_2(\mathcal{X}, \mu)$ with corresponding eigenvalues $\{\lambda_i\}_{i=1}^{\infty}$ such that for any $g \in \mathcal{H}_q$, $\|g\|_{\mathcal{H}_q} = \sum_{i=1}^{\infty} \frac{\langle g, \phi_i \rangle^2}{\lambda_i}$, where $\langle f, \phi_i \rangle = \int \phi_i(x) f(x) d\mu(x)$. Note that because the kernel q depends on d , λ_i and ϕ_i also depend on d . Next, because by assumption $f(x) = 1$ is contained in the RKHS, there exists α_i such that for every $x \in \mathcal{X}$, $1 = \sum_{i=1}^{\infty} \alpha_i \phi_i(x)$ and $\sum_{i=1}^{\infty} \alpha_i^2 = 1$. Furthermore,

$$1 \geq \int q(x, x) d\mu(x) = \int \sum_{i=1}^{\infty} \lambda_i \phi_i(x) \phi_i(x) d\mu(x) = \sum_{i=1}^{\infty} \lambda_i.$$

Combining these results, we get that

$$\|1\|_{\mathcal{H}_q} = \sum_{i=1}^{\infty} \frac{\alpha_i^2}{\lambda_i} \geq 1.$$

Furthermore, there exists β_i such that $f_1(x) = \sum_{i=1}^{\infty} \beta_i \phi_i(x)$. Again, because we are only interested to see whether the sequence of Hilbert norms diverge, without loss of generality we can assume that $\sum_{i=1}^{\infty} \beta_i^2 = 1$ and hence also $\|f_1\|_{\mathcal{H}_q} \geq 1$.

First, assume that there exists a subsequence such that $\|1\|_{\mathcal{H}_q} \rightarrow 1$. This implies that there exists a sequence $j_d \in \mathbb{N}$ such that $\alpha_{j_d}^2 \rightarrow 1$ and $\lambda_{j_d} \rightarrow 1$. Next, because by assumption $f_1 \neq 1$, there exists some constant $c_1 > 0$ such that for all d ,

$$c_1 \leq \int (1 - f_1(x))^2 d\mu(x) = \sum_{i=1}^{\infty} (\alpha_i - \beta_i)^2.$$

Together with the fact that $\alpha_{j_d}^2 \rightarrow 1$ it then follows that $\sum_{i \neq j_d} \beta_i^2$ has to be asymptotically lower bounded by some positive non-zero constant c_2 and hence

$$\|f_1\|_{\mathcal{H}_q} \geq \frac{c_2}{(1 - \lambda_{j_d})} \rightarrow \infty.$$

This contradicts the assumption that $\|f_1\|_{\mathcal{H}_q}$ is upper bounded by some constant for every d . Hence, we are only left with the case where $\|1\|_{\mathcal{H}_q} \geq c > 1$, however, this case diverges due to Equation 9. Hence, the proof is complete. \square

C Proof of Theorem 3.1

Before presenting the proof of the (generalized) theorem, we first state the key concentration inequalities used throughout the proof. It is an extension of Lemma A.2 in the paper [15], which itself is a consequence of the concentration of Lipschitz continuous functions of i.i.d random vectors.

Lemma C.1. *For any $\mathbb{P}_X \in \mathcal{Q}$ or $\mathcal{Q}_{S^{d-1}}$, let $\mathbf{X} \in \mathbb{R}^{d \times n}$ consists of i.i.d. vectors $x_i \sim \mathbb{P}_X$ and $X \sim \mathbb{P}_X$ be independent of x_i . For any constants $\epsilon > 0$, define the events*

$$\mathcal{E}_X := \left\{ \mathbf{X} \mid \max_{i,j} |x_i^\top x_j / \text{tr}(\Sigma_d) - \delta_{i,j}| \leq n^{-\beta/2} (\log(n))^{(1+\epsilon)/2} \right\} \quad (10)$$

$$\mathcal{E}_{X|\mathbf{X}} := \left\{ X \mid \left| \|X\|_2^2 / \text{tr}(\Sigma_d) - 1 \right| \leq n^{-\beta/2} (\log n)^{(1+\epsilon)/2} \text{ and } \max_i |x_i^\top X| / \text{tr}(\Sigma_d) \leq n^{-\beta/2} (\log n)^{(1+\epsilon)/2} \right\} \quad (11)$$

Then, there exists some constant $C > 0$ such that for n sufficiently large,

$$\mathbb{P}(\mathcal{E}_X) \geq 1 - n^2 \exp(-C(\log(n))^{(1+\epsilon)}) \quad (12)$$

$$\text{and } \mathbb{P}(\mathcal{E}_{X|\mathbf{X}} | \mathcal{E}_X) \geq 1 - (n+1)^2 \exp(-C(\log(n))^{(1+\epsilon)}) \quad (13)$$

In particular, the event \mathcal{E}_X holds almost surely with respect to the sequence of data sets \mathbf{X} as $n \rightarrow \infty$, that is the probability that for infinitely many n , \mathcal{E}_X does not hold, is zero.

The proof of the lemma can be found in Section E.1.

Proof of Theorem 3.1. The proof of the Theorem is primarily separated into two parts

- We first state Theorem C.2 which shows under the weaker Assumption C.1 that the results of 3.1 hold for the ridge estimate \hat{f}_λ for non-vanishing $\lambda > 0$ or the ridgeless estimate whenever the eigenvalues of K are asymptotically lower bounded.
- We finish the proof for the ridgeless estimate by invoking Theorem C.2 and showing that K indeed has asymptotically lower bounded eigenvalues under the stricter assumptions A.1-A.3 imposed in Theorem 3.1.

For the clarity we denote with A.3 the β -dependent assumptions in Theorem 3.1

(A.3) *β -dependent assumptions:* g_i is $(\lfloor 2/\beta \rfloor + 1 - i)$ -times continuously differentiable in a neighborhood of $(1, 1)$ and there exists $j' > \lfloor 2/\beta \rfloor$ such that $g_{j'}(1, 1) > 0$.

We start by introducing the following weaker assumptions that allows us to jointly treat α -exponential kernels and kernels satisfying Assumption A.1-A.3 when the kernel eigenvalues are lower bounded in Theorem C.2. Note that this assumption implies that the kernel is rotationally invariant.

(C.1) *Relaxation of Assumption A.1-A.3:* Define the neighborhood $N(\delta, \delta') \subset \mathbb{R}^d \times \mathbb{R}^d$ as

$$N(\delta, \delta') := \{(x, x') \in \mathbb{R}^d \times \mathbb{R}^d \mid (\|x\|_2^2, \|x'\|_2^2) \in [1 - \delta, 1 + \delta] \times [1 - \delta, 1 + \delta], x^\top x' \in [-\delta', \delta']\}.$$

The kernel function k is rotationally invariant and there exists a function g such that $k(x, x') = g(\|x\|_2^2, \|x'\|_2^2, x^\top x')$. Furthermore, g can be expanded as a power series of the form

$$k(x, x') = g(\|x\|_2^2, \|x'\|_2^2, x^\top x') = \sum_{j=0}^m g_j(\|x\|_2^2, \|x'\|_2^2) (x^\top x')^j + (x^\top x')^{m+1} r(\|x\|_2^2, \|x'\|_2^2, x^\top x') \quad (14)$$

with $m = \lfloor 2/\beta \rfloor$ that converges in a neighborhood $N(\delta, \delta')$ of the sphere for some $\delta, \delta' > 0$ and where g_i is $(\lfloor 2/\beta \rfloor + 1 - i)$ -times continuously differentiable in an neighborhood of $(1, 1)$ and the remainder term r is a continuous function around the point $(1, 1, 0)$.

Theorem C.2 (Polynomial approximation barrier). *Assume that the kernel k , respectively its restriction onto the unit sphere, satisfies Qssumption C.1 and that the eigenvalues of $K + \lambda I_n$ are almost surely lower bounded by a positive constant with respect to the sequence of datasets \mathbf{X} as $n \rightarrow \infty$. Furthermore, assume that the ground truth f^* is bounded and the input distribution satisfies B.1-B.2. Then, for $m = 2\lfloor 2/\beta \rfloor$ for $\mathbb{P}_X \in \mathcal{Q}$ and $m = \lfloor 2/\beta \rfloor$ for $\mathbb{P}_X \in \mathcal{Q}_{S^{d-1}}$, the following results hold for both the ridge (1) and ridgeless estimator (2) \hat{f}_λ with $\lambda \geq 0$.*

1. The bias of the kernel estimators \hat{f}_λ is asymptotically lower bounded, for any $\epsilon > 0$,

$$\mathbf{B}(\hat{f}_\lambda) \geq \inf_{p \in \mathcal{P}_{\leq m}} \|f^* - p\|_{\mathcal{L}_2(\mathbb{P}_X)} - \epsilon \quad \text{a.s. as } n \rightarrow \infty. \quad (15)$$

2. We can find a polynomial p such that for any $\epsilon, \epsilon' > 0$, there exists $C > 0$ such that asymptotically with probability $\geq 1 - n^{-2} \exp(-C(\log(n))^{1+\epsilon'})$ over the draws of X ,

$$\left| \mathbb{E}_Y \hat{f}_\lambda(X) - p(X) \right| \leq \epsilon \quad \text{a.s. as } n \rightarrow \infty. \quad (16)$$

Furthermore, for bounded kernel functions on the support of \mathbb{P}_X the averaged estimator $\mathbb{E}_Y \hat{f}_\lambda$ converges in $\mathcal{L}_2(\mathbb{P}_X)$ to a polynomial $p \in \mathcal{P}_{\leq m}$,

$$\left\| \mathbb{E}_Y \hat{f}_\lambda - p \right\|_{\mathcal{L}_2(\mathbb{P}_X)} \rightarrow 0 \quad \text{a.s. as } n \rightarrow \infty. \quad (17)$$

The proof of this theorem can be found in Section C.1. Theorem C.2 states Theorem 3.1 under the assumption that $(K + \lambda I)$ has asymptotically lower bounded eigenvalues and the weaker Assumption C.1. For the proof of Theorem 3.1, it remains to show that Assumptions A.1-A.3 of Theorem 3.1 and the α -exponential kernel both

- (a) satisfy Assumption C.1 and
- (b) induce kernel matrices with almost surely asymptotically positive lower bounded eigenvalues

Point (a) is relatively simple to prove and deferred to Section E.6. The bulk of the work in fact lies in showing (b) separately for the case for A.1-A.3 and α -exponential kernels with $\alpha \in (0, 2)$ in the following two propositions, as these two cases require two different proof techniques.

Proposition C.3. *Assume that the kernel k , respectively its restriction onto the unit sphere, satisfies Assumption A.1-A.3 and the distribution \mathbb{P}_X satisfies B.1-B.2. Then, for any $\gamma > 0$ and $m = \lfloor 2/\beta \rfloor$, conditioned on \mathcal{E}_X ,*

$$\lambda_{\min}(K) \geq g(1, 1, 1) - \sum_{i=0}^m g_i(1, 1) - \gamma > 0 \quad (18)$$

where $\lambda_{\min}(K)$ is the minimum eigenvalue of the kernel matrix K .

Proposition C.4. *Assume that the Assumptions B.1-B.2 hold true. Then, the minimum eigenvalue of the kernel matrix of the α -exponential kernel with $\alpha \in (0, 2)$ is lower bounded by some positive constant almost surely as $n \rightarrow \infty$.*

The proof of the Propositions C.3 and C.4 can be found in the Sections C.2.1 and C.2.2 respectively which concludes the proof of the theorem.

Remark C.5. *The almost sure statement in Proposition C.4 can also be replaced with an in probability statement as in Lemma C.1 and hence also the statements in Theorem 3.1.*

□

C.1 Proof of Theorem C.2

As a result of Lemma C.1 it is sufficient to condition throughout the rest of this proof on the intersection of the events $\mathcal{E}_{\mathbf{X}}$ and the event where the eigenvalues of the kernel matrix K are lower bounded by a positive constant.

For simplicity of notation, we define $z_i = \frac{x_i}{\sqrt{\tau}}$ and let \mathbf{Z} be the $d \times n$ matrix with column vectors z_i . Define the random variable $Z = X/\sqrt{\tau}$ with $X \sim \mathbb{P}_X$ and denote with \mathbb{P}_Z the probability distributed of Z . Define the event $\mathcal{E}_{Z|\mathbf{Z}}$ in the same way as $\mathcal{E}_{X|\mathbf{X}}$ for the normalised inputs z_i, Z and $\mathcal{E}_{\mathbf{Z}}$ like $\mathcal{E}_{\mathbf{X}}$. In the latter, we denote with $a \lesssim b$ that there exists a constant $C > 0$ such that $a \leq Cb$ with C independent of n, d . Furthermore, we make heavily use of the closed form solution for the estimator \hat{f}_λ ,

$$\mathbb{E}_Y \hat{f}_\lambda(X) = f^*(\mathbf{X})^\top (K + \lambda I_n)^{-1} k_Z$$

with $k_Z \in \mathbb{R}^n$ the vector with entries $(k_Z)_i = k_\tau(x_i, X) = k(z_i, Z)$ and $f^*(\mathbf{X})$ the vector with entries $f^*(\mathbf{X})_i = f^*(x_i)$. This equation holds true for any $\lambda \geq 0$ and is a well known consequence of the representer theorem.

The idea of the proof is to decompose the analysis into the term emerging from the error in the high probability region $\mathcal{E}_{Z|\mathbf{Z}}$ and the error emerging from the low probability region $\mathcal{E}_{Z|\mathbf{Z}}^c$. The proof essentially relies on the following lemma.

Lemma C.6. *We can construct a polynomial p of degree $\leq m$ such that for $n \rightarrow \infty$,*

1. $|p(Z) - \mathbb{E}_Y \hat{f}_\lambda(\sqrt{\tau}Z)| \rightarrow 0$, uniformly for all $Z \in \mathcal{E}_{Z|\mathbf{Z}}$
2. $\|\mathbb{1}_{Z \in \mathcal{E}_{Z|\mathbf{Z}}^c} p\|_{\mathcal{L}_2} \rightarrow 0$

The proof of the lemma can be found in Section E.2. As a result, Equation 16 follows immediately and Equation 17 is a consequence of

$$\left\| \mathbb{E}_Y \hat{f}_\lambda - p \right\|_{\mathcal{L}_2(\mathbb{P}_Z)}^2 \leq \mathbb{E}_Z \mathbb{1}_{Z \in \mathcal{E}_{Z|\mathbf{Z}}} (\mathbb{E}_Y \hat{f}_\lambda(\sqrt{\tau}Z) - p_z(Z))^2 + \mathbb{E}_Z \mathbb{1}_{Z \notin \mathcal{E}_{Z|\mathbf{Z}}} (p_z(Z))^2 + \mathbb{E}_Z \mathbb{1}_{Z \notin \mathcal{E}_{Z|\mathbf{Z}}} (\mathbb{E}_Y \hat{f}_\lambda(\sqrt{\tau}Z))^2$$

The first two terms vanish due to Lemma C.6. To see that the third term vanishes, note that for n sufficiently large,

$$\begin{aligned} \mathbb{E}_Z \mathbb{1}_{Z \notin \mathcal{E}_{Z|\mathbf{Z}}} (\mathbb{E}_Y \hat{f}_\lambda(\sqrt{\tau}Z))^2 &= \mathbb{E}_Z \mathbb{1}_{Z \notin \mathcal{E}_{Z|\mathbf{Z}}} (y^\top (K + \lambda I_n)^{-1} k_Z)^2 \\ &\lesssim \frac{n^2}{c_{\lambda_{\min}}^2} \mathbb{E}_Z \mathbb{1}_{Z \notin \mathcal{E}_{Z|\mathbf{Z}}} \max_i |k(z_i, Z)|^2 \lesssim n^2 P(\mathcal{E}_{Z|\mathbf{Z}}^c) \rightarrow 0 \end{aligned}$$

where we have used in the first inequality that by assumption $|f^*|$ is bounded on the support of \mathbb{P}_X and that $\lambda_{\min}(K + \lambda I_n) \geq c_{\min} > 0$ and in the second inequality that $|k|$ is bounded. Finally, the convergence to zero is due Lemma C.1.

Next, the lower bound for the bias. Due to Lemma C.8, we have that

$$\max_{Z \in \mathcal{E}_{Z|\mathbf{Z}}} \left| p(Z) - \mathbb{E}_Y \hat{f}_\lambda(\sqrt{\tau}Z) \right| = \max_{Z \in \mathcal{E}_{Z|\mathbf{Z}}} \left| p(Z) - f^*(\sqrt{\tau}\mathbf{Z})^\top (K + \lambda I_n)^{-1} k_Z \right| \rightarrow 0,$$

and hence, for any $\gamma_1 > 0$ and n sufficiently large,

$$\mathbb{E}_Z \mathbb{1}_{Z \in \mathcal{E}_{Z|\mathbf{Z}}} (f^*(\sqrt{\tau}\mathbf{Z})^\top (K + \lambda I_n)^{-1} k_Z - f^*(\sqrt{\tau}Z))^2 \geq \mathbb{E}_Z \mathbb{1}_{Z \in \mathcal{E}_{Z|\mathbf{Z}}} (p(Z) - f^*(\sqrt{\tau}Z))^2 - \gamma_1,$$

Furthermore, due to the second statement in Lemma C.8, we know that $\mathbb{E}_Z \mathbb{1}_{Z \notin \mathcal{E}_{Z|\mathbf{Z}}} (p(Z))^2 \rightarrow 0$ and because f^* is bounded by assumption, we can see that $\mathbb{E}_Z \mathbb{1}_{Z \notin \mathcal{E}_{Z|\mathbf{Z}}} (p(Z) - f^*(\sqrt{\tau}Z))^2 \rightarrow 0$. Since \hat{f}_λ only depends

linearly on the observations y , we have $\mathbf{B}(\hat{f}) = \mathbb{E}_Z (f^*(\sqrt{\tau}\mathbf{Z})^\top (K + \lambda \mathbf{I}_n)^{-1} k_Z - f^*(\sqrt{\tau}Z))^2$. Thus, as a result, for any $\gamma_2 > 0$,

$$\begin{aligned} \mathbf{B}(\hat{f}) &\geq \mathbb{E}_Z \mathbb{1}_{Z \in \mathcal{E}_{Z|Z}} (p(Z) - f^*(\sqrt{\tau}Z))^2 - \gamma_1 \\ &\geq \mathbb{E}_Z \mathbb{1}_{Z \in \mathcal{E}_{Z|Z}} (p(Z) - f^*(\sqrt{\tau}Z))^2 + \mathbb{E}_Z \mathbb{1}_{Z \notin \mathcal{E}_{Z|Z}} (p(Z) - f^*(\sqrt{\tau}Z))^2 - \gamma_1 - \gamma_2 \\ &= \mathbb{E}_Z (p(Z) - f^*(\sqrt{\tau}Z))^2 - \gamma_1 - \gamma_2 \quad a.s. \end{aligned}$$

Thus, the result follows from the definition of the infimum. \square

C.2 Proofs for the lower bound of the eigenvalues

C.2.1 Proof of Proposition C.3

We use the same notation as used in the proof of Theorem C.2. As a result of Lemma C.1 it is sufficient to condition on $\mathcal{E}_{\mathbf{X}}$ throughout the rest of this proof. The proof follows straight forwardly from the following Lemma C.7 which gives an asymptotic description of the kernel matrix K based on a similar analysis as the one used in the proof of Theorem 2.1 and 2.2 in the paper [15]. In essence, it is again a consequence of the concentration inequality from Lemma C.1 and the stronger Assumption A.1-A.3 and in particular the power series expansion of g . We denote with \circ_i the i -times Hadamard product.

Lemma C.7. *Given that the assumption in Proposition C.3 hold. For $m = \lfloor 2/\beta \rfloor$,*

$$\|K - M\|_{op} \rightarrow 0$$

with

$$M = I \left(g(1, 1, 1) - \sum_{q=0}^m g_q(1, 1) \right) + \sum_{q=0}^m (\mathbf{Z}^\top \mathbf{Z})^{\circ q} \circ G_{g_q}, \quad (19)$$

where G_{g_q} is the positive semi-definite matrix with entries $(G_{g_q})_{i,j} = g_q(\|z_i\|_2^2, \|z_j\|_2^2)$.

The proof of the lemma can be found in Section E.3. The proof of Proposition C.3 then follows straight forwardly when using Schur's product theorem which shows that

$$I \left(g(1, 1, 1) - \sum_{q=0}^m g_q(1, 1) \right) + \sum_{q=0}^m (\mathbf{Z}^\top \mathbf{Z})^{\circ q} \circ G_{g_q} \succeq I \left(g(1, 1, 1) - \sum_{q=0}^m g_q(1, 1) \right)$$

where we use that g_i is positive semi-definite by Assumption A.1. To see that the eigenvalues are lower bounded, we thus simply need to show that $g(1, 1, 1) - \sum_{q=0}^m g_q(1, 1) > 0$. This holds because the positive semi-definiteness of g_q implies that $g_q(1, 1) \geq 0$ and hence $g(1, 1, 1) = \sum_{q=0}^{\infty} g_q(1, 1)$ is a sum of positive coefficients and because by Assumption A.3 there exists $j' > \lfloor 2/\beta \rfloor$ such that $g_{j'}(1, 1) > 0$. Hence, there exists a positive constant $c > 0$ such that $\lambda_{\min}(M) \geq c$. We can conclude the proof when applying Lemma C.7, which implies that $\lambda_{\min}(K) \rightarrow \lambda_{\min}(M)$ as $n \rightarrow \infty$. \square

C.2.2 Proof of Proposition C.4

We use the same notation as used in the proof of Theorem C.2 and define D_α to be the $n \times n$ matrix with entries $(D_\alpha)_{i,j} = d_\alpha(z_i, z_j) := \|z_i - z_j\|_2^\alpha$. We separate the proof into two steps. In a first step, we decompose k in the terms

$$\exp(-\|x - x'\|_2^\alpha) = \exp(\tilde{k}(x, x')) \exp(-\|x - x'\|_2^\alpha - \tilde{k}(x, x'))$$

such that $\exp(-\|x - x'\|_2^\alpha - \tilde{k}(x, x'))$ and $\exp(\tilde{k}(x, x'))$ are both positive semi-definite kernel functions. In particular, we construct k such that the eigenvalues of the kernel matrix A of $\exp(\tilde{k}(x, x'))$ evaluated at \mathbf{Z} are

almost surely lower bounded by a positive constant. The proposition is then a straight forward consequence and shown in the last step.

Step 1: We can see from Chapter 3 Theorem 2.2 in [5] that d_α is a conditionally negative semi-definite function, that is that for any $m \in \mathbb{N} \setminus 0$ and any $\{x_1, \dots, x_m\}$, the corresponding kernel matrix A is conditionally negative semi-definite. A matrix A is conditionally negative semi-definite if for every $v \in \mathbb{R}^n$ with $1^\top v = 0$, $v^\top A v \leq 0$. As shown in Chapter 3 Lemma 2.1 in [5], a kernel function $\phi(x, x')$ is conditionally negative semi-definite, if and only if for any z_0 , $(x, x') \rightarrow \phi(x, z_0) + \phi(z_0, x') - \phi(x, x') - \phi(z_0, z_0)$ is a positive semi-definite function. Hence, for any $z_0 \in \mathbb{R}^n$, the kernel defined by

$$\tilde{k}(x, x') = d_\alpha(x, z_0) + d_\alpha(z_0, x') - d_\alpha(x, x') - d_\alpha(z_0, z_0) \quad (20)$$

is positive semi-definite. The goal is now to show that we can find a vector z_0 such that the kernel matrix A of \tilde{k} evaluated at \mathbf{Z} has eigenvalues almost surely lower bounded by some positive constant. Essentially, the statement is a consequence of the following lemma, bounding the eigenvalues of D_α .

Lemma C.8. *Assume that \mathbb{P}_X satisfies the Assumption B.1-B.2. Conditioned on \mathcal{E}_X , for any n sufficiently large, all eigenvalues of the matrix D_α are bounded away from zero by a positive constant $c > 0$, i.e. $\min_{i \leq n} |\lambda_i(D_\alpha)| \geq c$.*

The proof of the lemma can be found in Section E.4. In particular, note that we can use the same argument as used in Lemma C.1 to show that there exists almost surely over the draws of \mathbf{Z} as $n \rightarrow \infty$ an additional vector z_0 , such that for any two vectors $z, z' \in \mathbf{Z} \cup \{z_0\}$,

$$|z^\top z' - \delta_{z=z'}| \lesssim n^{-\beta/2} (\log(n))^{(1+\epsilon)/2}. \quad (21)$$

Throughout the rest of this proof, we conditioned on the event \mathcal{E}_X and the additional event that Equation (21) holds, and remark that the intersection of these two events holds true almost surely as $n \rightarrow \infty$. It is then straight forward to show that the eigenvalues of the matrix

$$D_\alpha(\mathbf{Z}, z_0) = \begin{pmatrix} D_\alpha & d_\alpha(\mathbf{Z}, z_0) \\ d_\alpha(\mathbf{Z}, z_0)^\top & d_\alpha(z_0, z_0) \end{pmatrix}$$

are also bounded away from zero by a positive constant $\tilde{c} > 0$. Therefore, for any $v \in \mathbb{R}^n$,

$$(v^\top \quad -1^\top v) D_\alpha(\mathbf{Z}, z_0) \begin{pmatrix} v^\top \\ -1^\top v \end{pmatrix} \leq -\tilde{c} \left\| \begin{pmatrix} v^\top \\ 1^\top v \end{pmatrix} \right\|_2^2, \quad (22)$$

where we have used that $1^\top \begin{pmatrix} v^\top \\ -1^\top v \end{pmatrix} = 0$. As a result, we can see that

$$\begin{aligned} & (v^\top \quad -1^\top v) D_\alpha(\mathbf{Z}, z_0) \begin{pmatrix} v^\top \\ -1^\top v \end{pmatrix} \\ &= v^\top D_\alpha v - v^\top \left[\frac{1}{n} 11^\top d_\alpha(z_0, \mathbf{Z}) \right] v - v^\top \left[\frac{1}{n} d_\alpha(z_0, \mathbf{Z})^\top 11^\top \right] v + v^\top \left[\frac{1}{n^2} 11^\top d_\alpha(z_0, z_0) 11^\top \right] v. \\ &= v^\top \underbrace{\left[D_\alpha - \frac{1}{n} 11^\top d_\alpha(z_0, \mathbf{Z}) - \frac{1}{n} d_\alpha(z_0, \mathbf{Z})^\top 11^\top + \frac{1}{n^2} 11^\top d_\alpha(z_0, z_0) 11^\top \right]}_{=-A} v, \end{aligned} \quad (23)$$

where A is exactly the kernel matrix of \tilde{k} evaluated at \mathbf{Z} . Hence, combining Equation (22) and (23) gives

$$v^\top A v \geq \tilde{c} (v^\top v + v^\top 11^\top v) \geq \tilde{c} v^\top v.$$

We can conclude the first step of the proof when applying the Courant–Fischer–Weyl min-max principle which shows that A has lower bounded eigenvalues $\geq \tilde{c}$.

Step 2: We can write $\exp(-d_\alpha(x, x')) = \exp(\tilde{k}(x, x')) \exp(\phi(x, x'))$ with $\phi(x, x') := -d_\alpha(x, x') - \tilde{k}(x, x') = d_\alpha(z_0, z_0) - d_\alpha(x, z_0) - d_\alpha(z_0, x')$. It is straight forward to verify that $\exp(\phi(x, x'))$ is a positive semi-definite function. Hence, due to Schur’s product theorem, the following sum is a sum of positive semi-definite functions

$$\exp(-d_\alpha(x, x')) = \exp(\tilde{k}(x, x')) \exp(\phi(x, x')) = \sum_{l=0}^{\infty} \frac{1}{l!} \tilde{k}(x, x')^l \exp(\phi(x, x')).$$

It is sufficient to show that the eigenvalues of the kernel matrix M of $\tilde{k}(x, x') \exp(\phi(x, x'))$, evaluated at \mathbf{Z} , are lower bounded. Let B be the kernel matrix of $\exp(\phi(x, x'))$ evaluated at \mathbf{Z} , we have that $M = A \circ B$, where \circ is the Hadamard product and A the kernel matrix of \tilde{k} from the previous step. We make the following claim from which the proof follows trivially using the fact shown in the first step that the eigenvalues of A are lower bounded by a positive constant.

Claim: $B = \frac{1}{2e^2} \mathbf{1}\mathbf{1}^\top + \tilde{B}$ with \tilde{B} a positive semi-definite matrix.

Proof of the claim: Let ψ be the vector with entries $\psi_i = \exp(-d_\alpha(z_i, z_0))$. Furthermore, let $\gamma = \exp(d_\alpha(z_0, z_0))$. We can write

$$B = \gamma (1\psi^\top) \circ (\psi 1^\top) = \gamma \psi \psi^\top.$$

Next, using Lemma C.1 and the fact that $d_\alpha(x, x') = 2^{\alpha/2} + O(\frac{\|x-x'\|_2^2}{2} - 1)$, we can see that $\gamma \geq \exp(2^{\alpha/2}/2) > 1$. Hence, it is sufficient to show that $\psi \psi^\top - \frac{1}{2e^2} \mathbf{1}\mathbf{1}^\top$ is positive semi-definite. This is true if and only if $1^\top \psi \psi^\top 1 \geq \frac{1}{2e^2} 1^\top 1 1^\top 1$, which is equivalent to saying that $(\sum_{i=1}^n \exp(-d_\alpha(z_i, z_0)))^2 \geq \frac{n^2}{2e^2}$. Using again the same argument as for γ , we can see that $\max_i |2^{\alpha/2} - d_\alpha(z_i, z_0)| \rightarrow 0$ for any i , which completes the proof. \square

C.3 Proof of Corollary 3.2

First, note that the Assumption A.1-A.3 straight forwardly hold true for the exponential inner product kernel with $k(x, x') = \exp(x^\top x') = \sum_{j=0}^{\infty} \frac{1}{j!} (x^\top x')^j$ and for the Gaussian kernel with

$$k(x, x') = \exp(-\|x - x'\|_2^2) = \sum_{j=0}^{\infty} \frac{2^j}{j!} (x^\top x')^j \exp(-\|x\|_2^2) \exp(-\|x'\|_2^2).$$

Next, note that the α -exponential kernel with $\alpha < 2$ is already explicitly covered in Theorem 3.1. Hence, the only thing left to show is that Theorem 3.1 also applies to ReLU-NTK.

We use the definition of the Neural Tangent Kernel presented in [1, 24]. Let L be the depth of the NTK and $\sigma : \mathbb{R} \rightarrow \mathbb{R}$ the activation function which is assumed to be almost everywhere differentiable. For any $i > 0$, define the recursion

$$\begin{aligned} \Sigma^{(0)}(x, x') &:= x^\top x' \\ \Lambda^{(i)}(x, x') &:= \begin{pmatrix} \Sigma^{(i-1)}(x, x) & \Sigma^{(i-1)}(x, x') \\ \Sigma^{(i-1)}(x, x') & \Sigma^{(i-1)}(x', x') \end{pmatrix} \\ \Sigma^{(i)}(x, x') &:= c_\sigma \mathbb{E}_{(u,v) \sim \mathcal{N}(0, \Lambda^{(i)})} [\sigma(u)\sigma(v)] \end{aligned}$$

with $c_\sigma := \left[\mathbb{E}_{v \sim \mathcal{N}(0,1)} [\sigma(v)^2] \right]^{-1}$. Furthermore, define

$$\dot{\Sigma}^{(i)} := c_{\dot{\sigma}} \mathbb{E}_{(u,v) \sim \mathcal{N}(0, \Lambda^{(i)})} [\dot{\sigma}(u)\dot{\sigma}(v)]$$

with $c_{\sigma} := \left[\mathbb{E}_{v \sim \mathcal{N}(0,1)} [\dot{\sigma}(v)^2] \right]^{-1}$ where $\dot{\sigma}$ is the derivative of σ . The NTK k_{NTK} of depth $L \geq 1$ is then defined as

$$k_{\text{NTK}}(x, x') := \sum_{i=1}^{L+1} \Sigma^{(i-1)}(x, x') \prod_{j=i}^{L+1} \dot{\Sigma}^{(j)}(x, x').$$

We call a function σ *k-homogeneous*, if for any $x \in \mathbb{R}$ and any $a > 0$, $\sigma(ax) = a^k \sigma(x)$. We can now show the following result from which the corollary follows.

Proposition C.9. *Assume that the activation function σ is k-homogeneous and both the activation function and its derivative possess a Hermite-polynomial series expansion (see [11]) where there exists $j' \geq \lceil 2/\beta \rceil$ such that the j' -th coefficient $a_{j'} \neq 0$. Then, the NTK satisfies the Assumption A.1-A.3 and hence Theorem 3.1 applies.*

In fact, we can easily see that any non linear activation function which is homogeneous and both the activation function and its derivative possesses a Hermite polynomial extension satisfies the assumptions in Proposition C.9. In particular, this includes the popular ReLU activation function $\sigma(x) = \max(x, 0)$ where the explicit expression for the Hermite polynomial extension can be found in [11]. \square

C.3.1 Proof of Proposition C.9

Essentially, the proof follows from the power series expression of the NTK k_{NTK} given in the following lemma.

Lemma C.10. *The NTK k_{NTK} possesses a power series expansion*

$$k_{\text{NTK}}(x, x') = \sum_{j=0}^{\infty} (x, x')^j g_j(\|x\|_2^2, \|x'\|_2^2),$$

which converges for any $x, x' \in \mathbb{R}^d$ with $x, x' \neq 0$. Furthermore, for any $u, u' \in \mathbb{R}_+$,

$$g_j(u, u') = \sum_{i=-\infty}^{\infty} \eta_{j,i} (uu')^{i/2}$$

and $\eta_{j,i} \geq 0$.

The proof of the lemma can be found in Section E.5. It is straight forward to verify from the proof of Lemma C.10 that $\Sigma^{(i)}$ and $\dot{\Sigma}^{(i)}$ are compositions of continuous functions and thus k_{NTK} is also continuous for any $x, x' \neq 0$. Next, note that the Lipschitz continuity (Assumption A.2) follows straight forwardly from Equation (31) in the proof of Lemma C.8. In order to show that any g_j from Lemma C.10 is smooth, recall that

$$g_j(u, u') = \sum_{l=-\infty}^{\infty} \eta_{j,l}^{(i+1)} (uu')^{l/2} =: h_j(xy).$$

Therefore, h_j is a Puiseux power series with divisor 2. Furthermore, the function $\tilde{h}_j(t) := h_j(t^2) = \sum_{l=-\infty}^{\infty} \eta_{j,l}^{(i+1)} (t^2)^l$ is a Laurent series which converges for every $t \neq 0$. Hence, we can conclude that \tilde{h}_j is smooth for any $t \neq 0$ and thus also h_j . Finally, because $(u, u') \rightarrow uu'$ is trivially also a smooth function, we can conclude that any g_j is a smooth function for any $u, u' \neq 0$. Next, since for any $l \in \mathbb{Z}$, $(u, u') \rightarrow \alpha(uu')^{l/2}$ is trivially a positive semi-definite (PSD) function whenever $\alpha \geq 0$ and sums of PSD functions are again PSD, we can conclude that the $g_j(u, u') = \sum_{l=-\infty}^{\infty} \eta_{j,l}^{(i+1)} (uu')^{l/2}$ is PSD for any j . Therefore, we can conclude that Assumption A.1 holds as well.

The only thing left to show is Assumption A.3. While we have already shown that g_j are smooth in a neighborhood of $(1, 1)$, we still need to show that there exists $j' > \lceil 2/\beta \rceil$ such that $g_{j'}(1, 1) > 0$. However, this follows from the fact that by assumption there exists $j' > \lceil 2/\beta \rceil$ such that $a_{j'} \neq 0$ where a_j are the Hermite coefficients of the activation function σ . \square

D Different scalings τ

In this section, we present results for different choices of the scaling beyond the standard choice $\tau \asymp d_{\text{eff}}$. In Subsection D.1, we give a proof of Theorem 3.3 describing the *flat limit*, i.e. the limit of the interpolant where for any fixed $n, d, \tau \rightarrow \infty$. Furthermore, in order to get a more comprehensive picture, we additionally present straight forward results for other choices of τ in Section D.2.

D.1 Proof of Theorem 3.3

We use again the same notation as used for the proof of Theorem C.2 where we set $z_i = x_i/\sqrt{d_{\text{eff}}}$ and let $Z = X/\sqrt{d_{\text{eff}}}$ be the random variable with $X \sim \mathbb{P}_X$. We can again condition throughout the proof on the event \mathcal{E}_X . In particular, we assume throughout the proof that n is sufficiently large since we are only interested in the asymptotic behaviour. Furthermore, recall the definition of D_α , which is the $n \times n$ matrix with entries $(D_\alpha)_{i,j} = \|z_i - z_j\|_2^\alpha$ and denote with D_α^{-1} its inverse. In addition, denote with d_Z^α the vector with entries $(d_Z^\alpha)_i = \|z_i - Z\|_2^\alpha$ and with d_α the function $d_\alpha(z, z') = \|z - z'\|_2^\alpha$.

First, although the limit $\lim_{\tau \rightarrow \infty} K^{-1}$ does not exist, we can apply Theorem 3.12 in [25] to show that the flat limit interpolator $f_{\text{FL}} := \lim_{\tau \rightarrow \infty} \hat{f}_0$ of any kernel satisfying the assumption in Theorem 3.3 exists and has the form

$$f_{\text{FL}}(Z) = \begin{pmatrix} Y & 0 \\ 1^T & 0 \end{pmatrix} \begin{pmatrix} -D_\alpha & 1 \\ 1^T & 0 \end{pmatrix}^{-1} \begin{pmatrix} d_Z^\alpha \\ 1 \end{pmatrix}.$$

Furthermore, for the α -exponential kernel, we use Theorem 2.1 in [6] to show that it satisfies the assumptions imposed on the eigenvalue decay in Theorem 3.3.

Remark D.1. *The estimator f_{FL} is also called the polyharmonic spline interpolator. This estimator is invariant under rescalings of the input data which is also the reason why we can rescale the input data by $\sqrt{d_{\text{eff}}}$, i.e. consider $z_i = x_i/\sqrt{d_{\text{eff}}}$ as input data points.*

We already know from lemma C.8 that the matrix D_α has $n - 1$ negative eigenvalues and one positive eigenvalue. In particular, we have shown that $|\lambda_i(D_\alpha)| \geq \tilde{c} > 0$, for i , where \tilde{c} is some positive constant. Next, note that because D_α has full rank, we can conclude from Theorem 3.1 in [20] that the matrix $\begin{pmatrix} -D_\alpha & 1 \\ 1^T & 0 \end{pmatrix}$ has n positive eigenvalues and one negative. Hence,

$$\det \begin{pmatrix} -D_\alpha & 1 \\ 1^T & 0 \end{pmatrix} = \det(-D_\alpha)(1^T D_\alpha^{-1} 1) \neq 0$$

and $1^T D_\alpha^{-1} 1 > 0$. In particular, this allows us to use the block matrix inverse to show that

$$\begin{pmatrix} -D_\alpha & 1 \\ 1^T & 0 \end{pmatrix}^{-1} = \begin{pmatrix} -D_\alpha^{-1} + \frac{D_\alpha^{-1} 1 1^T D_\alpha^{-1}}{1^T D_\alpha^{-1} 1} & D_\alpha^{-1} 1 \frac{1}{1^T D_\alpha^{-1} 1} \\ (D_\alpha^{-1} 1 \frac{1}{1^T D_\alpha^{-1} 1})^T & \frac{1}{1^T D_\alpha^{-1} 1} \end{pmatrix}$$

and therefore,

$$f_{\text{FL}}(Z) = y^T \underbrace{\left[-D_\alpha^{-1} + \frac{D_\alpha^{-1} 1 1^T D_\alpha^{-1}}{1^T D_\alpha^{-1} 1} \right]}_{=: A} d_Z^\alpha + \frac{y^T D_\alpha^{-1} 1}{1^T D_\alpha^{-1} 1}.$$

Next, using the Binomial series expansion, we can see that for any $q \in \mathbb{N}$,

$$d_\alpha(z_i, Z) = \sum_{j=0}^q \binom{j}{\alpha/2} 2^{\alpha/2} \left(\frac{1}{2} \|z_i - Z\|_2^2 - 1 \right)^j + O \left(\left(\frac{1}{2} \|z_i - Z\|_2^2 - 1 \right)^{q+1} \right).$$

Furthermore, by Lemma C.1 and the fact that $\|z_i - Z\|_2^2 = z_i^\top z_i + Z^\top Z - 2z_i^\top Z$, we can see that for $q = \lfloor 2/\beta \rfloor$, $nO \left(\left(\frac{1}{2} \|z_i - Z\|_2^2 - 1 \right)^{q+1} \right) \rightarrow 0$. Hence, assuming that the absolute eigenvalues $|\lambda_i(A)|$ of A are all upper

bounded by a non-zero positive constant, we can use exactly the same argument as used in the proof of Theorem C.2 to conclude the proof.

Thus, we only need to show that the eigenvalues $|\lambda_i(A)|$ are upper bounded. We already know from Lemma C.8 that there exists some constant $c > 0$ independent of n , such that $\|D_\alpha^{-1}\|_{\text{op}} \leq c$. Thus, we only need to show that $\left\| \frac{D_\alpha^{-1}11^T D_\alpha^{-1}}{1^T D_\alpha^{-1}1} \right\|_{\text{op}}$ is almost surely upper bounded. Because $\frac{D_\alpha^{-1}11^T D_\alpha^{-1}}{1^T D_\alpha^{-1}1}$ is a rank one matrix, we know that

$$\left\| \frac{D_\alpha^{-1}11^T D_\alpha^{-1}}{1^T D_\alpha^{-1}1} \right\|_{\text{op}} = \frac{1^T D_\alpha^{-2}1}{1^T D_\alpha^{-1}1}.$$

First, we show that

$$1^T D_\alpha^{-2}1 = O(1)$$

Let $\lambda_2, \dots, \lambda_n$ be the $n - 1$ negative eigenvalues of D_α^{-1} and λ_1 the only positive eigenvalue. Furthermore, let v_i be the corresponding orthonormal eigenvectors. Next, let $\alpha_i \in \mathbb{R}$ be such that $1 = \sum_{i=1}^n \alpha_i v_i$. Since $\|1\|_2 = \sqrt{n}$, we know that $\alpha_i \leq \sqrt{n}$. Then,

$$1^T D_\alpha^{-1}1 = \alpha_1^2 \frac{1}{\lambda_1} - \sum_{i=2}^n \alpha_i^2 \frac{1}{|\lambda_i|} > 0$$

and $1^T D_\alpha^{-2}1 = \alpha_1^2 \frac{1}{\lambda_1^2} + \sum_{i=2}^n \alpha_i^2 \frac{1}{\lambda_i^2}.$

where we use that $1^T D_\alpha^{-1}1 > 0$ which we already know from the discussion above. Because by the binomial expansion, $d_\alpha(z_i, z_j) = 2^{\alpha/2} + O(\frac{1}{2}\|z_i - z_j\|_2^2 - 1)$, Lemma C.1 implies that $\max_{i \neq j} d_\alpha(z_i, z_j) \rightarrow 2^{\alpha/2}$ and hence, $\frac{1}{n}1^T D_\alpha 1 \gtrsim n$, for any n sufficiently large. Therefore, $\lambda_1 \geq n$. Hence, there exists some constant $c > 0$ independent of n , such that $\alpha_1^2 \frac{1}{\lambda_1} \leq c$. As a consequence,

$$c \geq \alpha_1^2 \frac{1}{\lambda_1} \geq \sum_{i=1}^{n-1} \alpha_i^2 \frac{1}{|\lambda_i|} \geq \tilde{c} \sum_{i=1}^{n-1} \alpha_i^2 \frac{1}{\lambda_i^2},$$

where we use in the last inequality that $|\lambda_i| \geq \tilde{c}$. Furthermore, $\alpha_1^2 \frac{1}{\lambda_1^2} = O(\frac{1}{n})$. Thus, we conclude that $1^T D_\alpha^{-2}1 = O(1)$.

In order to prove the result, we are only left to study the case where $1^T D_\alpha^{-2}1 \geq 1^T D_\alpha^{-1}1 \rightarrow 0$. We prove by contradiction and assume that $\frac{1^T D_\alpha^{-2}1}{1^T D_\alpha^{-1}1} \rightarrow \infty$ and $1^T D_\alpha^{-1}1 \rightarrow 0$. Let $\gamma = 1^T D_\alpha^{-1}1$ and $v = D_\alpha^{-1}1$.

Furthermore, let $\tilde{v} = \begin{pmatrix} -\gamma \\ 0 \\ \vdots \\ 0 \end{pmatrix}$. We know that $1^T(v + \tilde{v}) = 0$ and hence,

$$(v + \tilde{v})^T D_\alpha (v + \tilde{v}) \leq -\tilde{c}(v + \tilde{v})^T (v + \tilde{v})$$

Next, note that our assumption imply that for n sufficiently large, $v^T v - \gamma^2 \geq 1/2v^T v$. Therefore,

$$-\frac{\tilde{c}}{2}v^T v \geq (v + \tilde{v})^T D_\alpha (v + \tilde{v}) = v^T D_\alpha v + 2\tilde{v}^T D_\alpha v + \tilde{v}^T D_\alpha \tilde{v} = 1^T D_\alpha^{-1}1 + 2\tilde{v}^T 1 + \gamma^2 d_\alpha(X_1, X_1) = \gamma - 2\gamma,$$

and using the fact that $\gamma = 1^T D_\alpha^{-1}1$ is positive, we get that $1 \geq \frac{\tilde{c}}{2} \frac{v^T v}{\gamma}$. However, this contradicts the assumption that $\frac{v^T v}{\gamma} \rightarrow \infty$ and hence we can conclude the proof. \square

D.2 Additional results

In this section, we present some additional results for different choices of the scaling. The results presented in this section are straight forward but provide a more complete picture for different choices of the scaling τ . We use again the same notation as used in Appendix C.1.

First, we show the case where $\tau \rightarrow 0$. We assume that k is the α -exponential kernel with $\alpha \in (0, 2]$, i.e. $k(x, x') = \exp(-\|x - x'\|_2^\alpha)$.

Lemma D.2. *Let \mathbb{P}_X satisfy Assumption B.1-B.2 and assume that the bandwidth $\tau/d_{\text{eff}} = O(n^{-\theta})$ with $\theta > 0$. Furthermore, assume that the ground truth function f^* is bounded. Then, conditioned on the event \mathcal{E}_X , for any $\lambda \geq 0$, with probability $\geq 1 - (n+1)^2 \exp(-C(\log(n))^{1+\epsilon})$ over the draws of $X \sim \mathbb{P}_X$,*

$$\mathbb{E}_Y \hat{f}_\lambda(X) \rightarrow 0 .$$

Proof. Let $\tilde{\tau} = \tau/d_{\text{eff}}$ and define $z_i = x_i/\sqrt{d_{\text{eff}}}$ and $Z = X/\sqrt{d_{\text{eff}}}$. Lemma C.1 shows that $\|z_i - z_j\|_2^2$ concentrates around $2(1 - \delta_{i,j})$. Hence, $k_\tau(x_i, x_j) = \exp(-\tilde{\tau}^{-\alpha/2} \|z_i - z_j\|_2^\alpha) \rightarrow \delta_{i,j}$ because $\tilde{\tau} \rightarrow 0$. In fact, due to the assumption that $\tilde{\tau} = O(n^{-\theta})$ with $\theta > 0$, we can see that

$$\|K - \mathbf{I}_n\|_{\text{op}} \leq n \max_{i \neq j} |\exp(-n^{\theta\alpha/2} \|z_i - z_j\|_2^\alpha) - 1| \rightarrow 0 ,$$

and with probability $\geq 1 - (n+1)^2 \exp(-C(\log(n))^{1+\epsilon})$ over the draws of X ,

$$\|k_Z\|_1 \leq n \max_i |\exp(-n^{\theta\alpha/2} \|z_i - Z\|_2^\alpha) - 1| \rightarrow 0 .$$

Hence, the result follows immediately from $\hat{f}_\lambda(X) = y^T (K + \lambda \mathbf{I}_n)^{-1} k_\tau(\mathbf{X}, X)$. \square

We can also show a similar result for the case where $\tau \rightarrow \infty$ and λ does not vanish.

Lemma D.3. *Let \mathbb{P}_X satisfy Assumption B.1-B.2 and assume that the bandwidth $\tau/d_{\text{eff}} = O(n^\theta)$ with $\theta > \frac{2}{\alpha}$. Furthermore, assume that $\lambda = \Omega(1)$ and that the ground truth function f^* is bounded. Then, conditioned on the event \mathcal{E}_X , for any $\lambda \geq 0$, with probability $\geq 1 - (n+1)^2 \exp(-C(\log(n))^{1+\epsilon})$ over the draws of $X \sim \mathbb{P}_X$,*

$$\mathbb{E}_Y \hat{f}_\lambda(X) \rightarrow c ,$$

with $c = f(\mathbf{X})^T (11^T + \lambda \mathbf{I}_n)^{-1} \mathbf{1}$

Proof. We use the same notation as in Lemma D.3. Again due to Lemma C.1, we find that

$$\|K - 11^T\|_{\text{op}} \lesssim n \max_{i \neq j} |\exp(-n^{-\theta\alpha/2} \|z_i - z_j\|) - 1| \rightarrow 0 .$$

As a result, we observe that the kernel matrix K converges asymptotically to the rank one matrix 11^T . We remark that such a phenomenon can also be observed in Theorem 2.1 and 2.2 in [15] when $\text{tr}(\Sigma_d)/d \rightarrow 0$. As a consequence, we observe that the eigenvalues of K^{-1} diverge as $n \rightarrow \infty$. However, because by assumption, $\lambda = \Omega(1)$, we can still conclude that the eigenvalues of $(K + \lambda \mathbf{I}_n)^{-1}$ are upper bounded by a constant independent of n . Hence, with probability $\geq 1 - (n+1)^2 \exp(-C(\log(n))^{1+\epsilon})$ over the draws of $X \sim \mathbb{P}_X$,

$$\begin{aligned} \|(K + \lambda \mathbf{I}_n)^{-1} k_Z - (11^T + \lambda \mathbf{I}_n)^{-1} \mathbf{1}\|_1 &\lesssim n \max_i |\exp(-n^{-\theta\alpha/2} c) - 1| \\ &\lesssim n^{-\theta\alpha/2+1} + O(n^{-\theta\alpha+1}) \rightarrow 0 , \end{aligned}$$

where we have used that $\theta\alpha/2 > 1$.

The only thing left to show is that $f(\mathbf{X})^T (11^T + \lambda \mathbf{I}_n)^{-1} \mathbf{1}$ does not diverge. For this, let $a \mathbf{I}_n + b 11^T$ be the inverse of $11^T + \lambda \mathbf{I}_n$. As a result of a simple computation we find that $a = \frac{\lambda(\lambda+1+(n-1))+(n-1)}{\lambda(\lambda+1+(n-1))}$ and $b = \frac{-1}{\lambda(\lambda+1+(n-1))}$. Hence,

$$\|(11^T + \lambda \mathbf{I}_n)^{-1} \mathbf{1}\|_1 = n|a + (n-1)b| = \sqrt{n}|\lambda b| = \frac{n}{(\lambda+1+(n-1))} \rightarrow 1 ,$$

which completes the proof. \square

E Technical lemmas

E.1 Proof of Lemma C.1

We begin with the following Lemma, which is a direct consequence of the results in Appendix A in [15].

Lemma E.1 (Concentration of quadratic forms). *Suppose the vector $x \in \mathbb{R}^d$, of some dimension $d \in \mathbb{N}_+$, is a random vector with either*

1. *i.i.d entries $x_{(i)}$ almost surely bounded $|x_{(i)}| \leq c$ by some constant $c > 0$ and with zero mean and unit variance.*
2. *standard normal distributed i.i.d entries.*

Let M be any symmetric matrix with $\|M\|_{op} = 1$ and let $M = M_+ - M_-$ be the decomposition of M into two positive semi-definite matrices M_+ and M_- with $\|M_+\|_{op}, \|M_-\|_{op} \leq 1$. Then, there exists some positive constants C_1, C_2, C_3 independent of M such that for any $r > \zeta = C_1/\text{tr}(M_+)$,

$$P(|x^T M x / \text{tr}(M_+) - \text{tr}(M) / \text{tr}(M_+)| > r) \lesssim \exp(-C_2 \text{tr}(M_+)(r/2 - \zeta)^2) + \exp(-C_3 \text{tr}(M_+)).$$

Case 1: Distribution $\mathbb{P}_X \in \mathcal{Q}$ Following the same argument as the one used in Corollary A.2 in [15], we can use Lemma E.1 to show that there exists constants $C_2, C_3 > 0$ such that for $n \rightarrow \infty$,

$$P(|x_i^T x_j / \text{tr}(\Sigma_d) - \delta_{i,j}| > r) \leq C_3 [\exp(-C_2 \text{tr}(\Sigma_d)(r/2 - \zeta)^2) + \exp(-C_2 \text{tr}(\Sigma_d))].$$

We now make use of the Borel-Cantelli Lemma. For any $\epsilon > 0$, let $r(n) = \frac{1}{\sqrt{2}} n^{-\beta/2} (\log(n))^{(1+\epsilon)/2}$ and note that because $\text{tr}(\Sigma_d) \asymp n^\beta$, ζ decays at rate $n^{-\beta}$ and in particular, for any n sufficiently large, $r(n)/2 > \zeta \rightarrow 0$. Hence, we can see that there exists some constant $C > 0$ such that for any n sufficiently large

$$P(|x_i^T x_j / \text{tr}(\Sigma_d) - \delta_{i,j}| > r(n)) \leq \exp(-C (\log(n))^{1+\epsilon}).$$

Next, using the union bound, we get

$$P(\max_{i,j} |x_i^T x_j / \text{tr}(\Sigma_d) - \delta_{i,j}| > r(n)) \leq n^2 \exp(-C (\log(n))^{1+\epsilon}).$$

And because $\epsilon > 0$, for any $N \in \mathbb{N}_+$, we have that

$$\sum_{n=N}^{\infty} n^2 \exp(-C (\log(n))^{1+\epsilon}) < \infty.$$

which allows us to apply the Borel-Cantelli Lemma. Hence,

$$\max_{i,j} |x_i^T x_j / \text{tr}(\Sigma_d) - \delta_{i,j}| \leq \frac{1}{\sqrt{2}} n^{-\beta/2} (\log(n))^{(1+\epsilon)/2} \quad a.s. \text{ as } n \rightarrow \infty, \quad (24)$$

which concludes the first step of the proof.

Next, we already know from the previous discussion that for any n sufficiently large, $P(\mathcal{E}_{\mathbf{X}}) \geq 1 - n^2 \exp(-C (\log(n))^{(1+\epsilon)/2})$. Furthermore, because X is independently drawn from the same distribution as x_i , $P(\mathcal{E}_{\mathbf{X}} \cup \mathcal{E}_{X|\mathbf{X}}) \geq 1 - (n+1)^2 \exp(-C (\log(n))^{(1+\epsilon)/2})$. Hence, for any n sufficiently large,

$$P(\mathcal{E}_{\mathbf{X},X} | \mathcal{E}_{\mathbf{X}}) = \frac{P(\mathcal{E}_{\mathbf{X}} \cup \mathcal{E}_{X|\mathbf{X}})}{P(\mathcal{E}_{\mathbf{X}})} \geq \left[1 - (n+1)^2 \exp(-C (\log(n))^{(1+\epsilon)/2}) \right]$$

This completes the first case of the proof, i.e. where $\mathbb{P}_X \in \mathcal{Q}$.

Case 2: Distribution $\mathbb{P}_X \in \mathcal{Q}_{S^{d-1}}$ First, note that the case where $i = j$ is clear. Let $s_i = \frac{x_i}{\|x_i\|_2}$ and $z_i = \frac{x_i}{\sqrt{\text{tr}(\Sigma_d)}}$. Since we are in the Euclidean space, the inner product is given by

$$(s_i^T s_j)^2 = \frac{(z_i^T z_j)^2}{\|z_i\|_2^2 \|z_j\|_2^2}.$$

Due to Equation (24), we have that $|\|z_i\|_2^2 - 1| \leq n^{-\beta/2}(\log(n))^{(1+\epsilon)/2}$ a.s. as $n \rightarrow \infty$ and $(z_i^T z_j)^2 \leq (n^{-\beta/2}(\log(n))^{(1+\epsilon)/2})^2$ a.s. as $n \rightarrow \infty$. Therefore,

$$(s_i^T s_j)^2 \leq (n^{-\beta/2}(\log(n))^{(1+\epsilon)/2})^2 \text{ a.s. as } n \rightarrow \infty.$$

The rest of the proof then follows straight forwardly. \square

Proof of Lemma E.1. Let

$$f : \mathbb{R}^d \rightarrow \mathbb{R}, x \rightarrow \sqrt{x^T M_+ x / \text{tr}(M_+)} = \frac{1}{\sqrt{\text{tr}(M_+)}} \|M_+^{1/2} x\|_2.$$

We know that f is $\lambda_{\max}(M_+)/\sqrt{\text{tr}(M_+)}$ -Lipschitz continuous and hence also a $\sqrt{\|M\|_{\text{op}}}/\sqrt{\text{tr}(M_+)}$ -Lipschitz continuous. For the case where the entries x are bounded i.i.d. random variables, we can use the simple fact that the norm is convex in order to apply Corollary 4.10 in [23] and Proposition 1.8 in [23]. For the case where the entries are normally distributed we can apply Theorem V.I in [34]. As a result, we can see that there exists a constant $C_4 > 0$ independent of M , such that

$$P \left(\left| \sqrt{x^T M x / \text{tr}(M_+)} - \sqrt{\text{tr}(M) / \text{tr}(M_+)} \right| > r \right) \leq 4 \exp(4\pi) \exp(-C_4 \text{tr}(M_+) r^2).$$

The proof then follows straight forwardly following line by line the proof of Lemma A.2 in [15]. \square

E.2 Proof of Lemma C.6

For any $j \leq m + 1$, $\alpha = (i_1, i_2)$, let $g_j^{(\alpha)}$ denote the partial derivatives $g_j^{(\alpha)}(x, y) = \frac{\partial^{|\alpha|}}{\partial t_1^{i_1} \partial t_2^{i_2}} g_j(t_1, t_2)|_{x, y}$. Define $s = \lfloor 2/\beta \rfloor$ First of all, note that due to Lemma C.1, for any $\delta, \delta' > 0$ and n sufficiently large, for any $Z \in \mathcal{E}_Z | \mathbf{z}$

$$\begin{aligned} \text{for all } i \neq j : & (z_i, z_j) \in N(\delta, \delta'), \\ \text{for all } i : & (z_i, Z) \in N(\delta, \delta'). \end{aligned}$$

As a result, we can make use of Assumption C.1. We are heavily going to make use of this fact throughout the proof. The proof is separated into two steps where we first show 1. and then 2. using the expression for p from the first step.

Proof of the first statement We construct a polynomial $p(Z)$ using the power series expansion of k from Assumption A.1 and in addition the Taylor series approximation of g_l around the point $(1, 1)$. For any

n sufficiently large, we can write

$$\begin{aligned}
\text{for all } i \quad k(z_i, Z) &= \sum_{l=0}^s (z_i^\top Z)^l g_l(\|z_i\|_2^2, \|z_j\|_2^2) + (z_i^\top Z)^{s+1} r(\|z_i\|_2^2, \|Z\|_2^2, z_i^\top Z) \\
&= \underbrace{\sum_{l=0}^s (z_i^\top Z)^l \sum_{l_1+l_2 \leq s-l} \frac{g_l^{(l_1, l_2)}(1, 1)}{l_1! l_2!} (z_i^\top z_i - 1)^{l_1} (Z^\top Z - 1)^{l_2}}_{=:(v_Z)_i} \\
&\quad + \sum_{l=0}^s (z_i^\top Z)^l \sum_{l_1+l_2=s+1-l} \frac{g_l^{(l_1, l_2)}(\eta_{l_1, l_2}^{l, i})}{l_1! l_2!} (z_i^\top z_i - 1)^{l_1} (Z^\top Z - 1)^{l_2} \\
&\quad + (z_i^\top Z)^{s+1} r(\|z_i\|_2^2, \|Z\|_2^2, z_i^\top Z).
\end{aligned} \tag{25}$$

where $\eta_{l_1, l_2}^{l, i} \in B_r(1, 1)$ are points contained in the closed ball around the point $(1, 1)$ with radius $r^2 = (\|z_i\|_2^2 - 1)^2 + (\|Z\|_2^2 - 1)^2 \rightarrow 0$. Hence, using the fact that g_i is $s+1-i$ -times continuously differentiable, we can see that any $\|g_l^{(l_1, l_2)}(\eta_{l_1, l_2}^{l, i})\|$ is almost surely upper bounded by some constant.

Let v_Z be the vector defined in Equation (25). We define the polynomial p as

$$p(Z) := f^*(\mathbf{X})^\top (K + \lambda I_n)^{-1} v_Z$$

Note that p is a linear combination of the terms $(Z^\top Z)^{p_1} (z_i^\top Z)^{p_2}$ with $p_1 + p_2 \leq s$, and hence a polynomial of Z of degree at most $2s$. If g_l are constant, i.e. the kernel is an inner product kernel, v_Z contains only the terms $(z_i^\top Z)^l$ and hence $p(Z)$ is a polynomial of Z of degree at most s .

Next, because by assumption $|f^*| \leq C_{f^*}$ is bounded on the support of \mathbb{P}_X by some constant C_{f^*} , all entries of $f^*(\mathbf{X})$ are bounded, and hence,

$$\left| \mathbb{E}_Y \hat{f}_\lambda(\sqrt{\tau} Z) - p(Z) \right| = \left| f^*(\mathbf{X})^\top (K + \lambda I_n)^{-1} (k_Z - v_Z) \right| \leq C_{f^*} \|(K + \lambda I_n)^{-1} (k_Z - v_Z)\|_1, \tag{26}$$

where we have used that $\mathbb{E}_Y \hat{f}_\lambda(\sqrt{\tau} Z) = f^*(\mathbf{X})^\top (K + \lambda I_n)^{-1} k_Z$. Further, by assumption $\lambda_{\min}(K + \lambda I_n) \geq c_{\min} > 0$, and hence,

$$\|(K + \lambda I_n)^{-1} (k_Z - v_Z)\|_1 \leq \sqrt{n} \|(K + \lambda I_n)^{-1} (k_Z - v_Z)\|_2 \leq \frac{\sqrt{n}}{c_{\min}} \|k_Z - v_Z\|_2 \leq \frac{n}{c_{\min}} \max_i |(v_Z)_i - (k_Z)_i|.$$

Equation (25) yields

$$\begin{aligned}
n \max_i |(v_Z)_i - (k_Z)_i| &\leq n \max_i \left| \underbrace{\sum_{q=0}^s (z_i^\top Z)^q \sum_{l_1+l_2=s+1-q} \frac{g_q^{(l_1, l_2)}(\eta_{l_1, l_2}^{q, i})}{l_1! l_2!} (z_i^\top z_i - 1)^{l_1} (Z^\top Z - 1)^{l_2}}_{=: B_1^i} \right| \\
&\quad + n \max_{i \neq j} \underbrace{\left| (z_i^\top Z)^{s+1} r(\|z_i\|_2^2, \|Z\|_2^2, z_i^\top Z) \right|}_{=: B_2^i}.
\end{aligned}$$

In order to conclude the first step of the proof, we only need to show that both terms go to zero. First, we show that the term $n \max_i B_1^i \rightarrow 0$. Recall that $\left| g_q^{(l_1, l_2)}(\eta_{l_1, l_2}^{q, i}) \right|$ is upper bounded as $n \rightarrow \infty$ independent of i . Hence, we can apply Lemma C.1 which shows that for any integers q, l_1 and l_2 such that $q + l_1 + l_2 = s + 1$,

$$\left| (z_i^\top z_i - 1)^{l_1} (Z^\top Z - 1)^{l_2} (z_i^\top Z)^q \right| \lesssim (n^{-\beta/2} (\log(n))^{(1+\epsilon)/2})^{s+1}$$

which holds true for any positive constant $\epsilon > 0$. Finally, because $s = \lfloor 2/\beta \rfloor$, $(\beta/2)(s+1) > 1$, and hence

$$n \max_i B_1^i \lesssim n(n^{-\beta/2}(\log(n))^{(1+\epsilon)/2})^{s+1} \rightarrow 0.$$

Furthermore, because r is a continuous function and z_i, Z are contained in a closed neighborhood around of $(1, 1, 0)$, $r(\|z_i\|, \|Z\|, z_i^\top Z)$ is upper bounded by some constant independent of i as $n \rightarrow \infty$. Therefore, we also have that

$$n \max_i B_2^i \lesssim n \max_i |(z_i^\top Z)^{q+1}| \lesssim n \left(n^{-\beta/2}(\log(n))^{(1+\epsilon)/2} \right)^{s+1} \rightarrow 0,$$

where we have again used Lemma C.1. Hence, we can conclude the first step of the proof when observing that we have only assumed that $Z \in \mathcal{E}_{Z|\mathbf{Z}}$ and hence the convergence is uniformly.

Proof of the second statement We can see from the definition of p and the subsequent discussion that

$$\left\| p \mathbb{1}_{Z \in \mathcal{E}_{Z|\mathbf{Z}}^c} \right\|_{\mathcal{L}_2(\mathbb{P}_Z)} = \left\| f^*(\mathbf{X})^\top (K + \lambda I_n)^{-1} v_Z \mathbb{1}_{Z \in \mathcal{E}_{Z|\mathbf{Z}}^c} \right\|_{\mathcal{L}_2(\mathbb{P}_Z)} \lesssim n \max_i \left\| (v_Z)_i \mathbb{1}_{Z \in \mathcal{E}_{Z|\mathbf{Z}}^c} \right\|_{\mathcal{L}_2(\mathbb{P}_Z)},$$

and furthermore,

$$\max_i \left\| (v_Z)_i \mathbb{1}_{Z \in \mathcal{E}_{Z|\mathbf{Z}}^c} \right\|_{\mathcal{L}_2(\mathbb{P}_Z)} \lesssim \sum_{q+l_1+l_2 \leq s} \left\| (z_i^\top Z)^q (z_i^\top z_i - 1)^{l_1} (Z^\top Z - 1)^{l_2} \mathbb{1}_{Z \in \mathcal{E}_{Z|\mathbf{Z}}^c} \right\|_{\mathcal{L}_2(\mathbb{P}_Z)}.$$

We can decompose for n sufficiently large,

$$\begin{aligned} & \left\| (z_i^\top Z)^q (\|z_i\|_2^2 - 1)^{l_1} (\|Z\|_2^2 - 1)^{l_2} \mathbb{1}_{Z \in \mathcal{E}_{Z|\mathbf{Z}}^c} \right\|_{\mathcal{L}_2(\mathbb{P}_Z)} \\ & \leq \left\| ((\|z_i\|_2^2 - 1) + 1)^{\frac{q}{2}} \|Z\|_2^q (\|z_i\|_2^2 - 1)^{l_1} (\|Z\|_2^2 - 1)^{l_2} \mathbb{1}_{Z \in \mathcal{E}_{Z|\mathbf{Z}}^c} \right\|_{\mathcal{L}_2(\mathbb{P}_Z)} \\ & \lesssim \left\| \|Z\|_2^q (\|Z\|_2^2 - 1)^{l_2} \mathbb{1}_{Z \in \mathcal{E}_{Z|\mathbf{Z}}^c} \mathbb{1}_{\|Z\|_2^2 \leq 2} \right\|_{\mathcal{L}_2(\mathbb{P}_Z)} + \left\| \|Z\|_2^q (\|Z\|_2^2 - 1)^{l_2} \mathbb{1}_{\|Z\|_2^2 > 2} \right\|_{\mathcal{L}_2(\mathbb{P}_Z)}, \end{aligned}$$

where we have used Lemma C.1 in the second inequality. The first term vanishes trivially from the concentration inequality. Indeed, for n sufficiently large, we have that

$$\left\| \|Z\|_2^q (\|Z\|_2^2 - 1)^{l_2} \mathbb{1}_{Z \in \mathcal{E}_{Z|\mathbf{Z}}^c} \mathbb{1}_{\{\|Z\|_2^2 \leq 2\}} \right\|_{\mathcal{L}_2(\mathbb{P}_Z)} \lesssim P(\mathcal{E}_{Z|\mathbf{Z}}^c | \mathcal{E}_Z) \lesssim (n+1)^2 \exp(-C(\log(n))^{1+\epsilon}).$$

For the second term, note that we can see from the proof of Lemma E.1 that there exists some constant $c > 0$, such that for n sufficiently large,

$$P(\|Z\|_2^2 > r) \leq \exp(-cn^\beta r).$$

We can now apply integration by parts to show that

$$\begin{aligned} & \left\| \|Z\|_2^q (\|Z\|_2^2 - 1)^{l_2} \mathbb{1}_{\{\|Z\|_2^2 > 2\}} \right\|_{\mathcal{L}_2(\mathbb{P}_Z)}^2 \leq \int \|Z\|_2^{q+2l_2} \mathbb{1}_{\{\|Z\|_2^2 > 2\}} dP \\ & \lesssim [r^{q+2l_2} P(\|Z\|_2^2 > r)]_2^\infty - \int_2^\infty r^{q+2l_2-1} P(\|Z\|_2^2 > r) dr \lesssim \exp(-2cn^\beta) \end{aligned}$$

Hence, combining these terms, we get the desired result

$$n \max_i \left\| (v_Z)_i \mathbb{1}_{Z \in \mathcal{E}_{Z|\mathbf{Z}}^c} \right\|_{\mathcal{L}_2(\mathbb{P}_Z)} \lesssim n(n+1)^2 \exp(-C(\log(n))^{1+\epsilon}) \rightarrow 0 \text{ as } n \rightarrow \infty. \quad (27)$$

□

E.3 Proof of Lemma C.7

As in [15], we separately analyze the off and on diagonal terms of K . Let A be the off-diagonal matrix of K , with diagonal entries $A_{i,j} = (1 - \delta_{i,j})K_{i,j}$ and let D be the diagonal matrix of K with entries $D_{i,j} = \delta_{i,j}K_{i,j}$. We have

$$\begin{aligned} \text{for all } i : \quad D_{i,i} &:= K_{i,i} = g(\|z_i\|_2^2, \|z_i\|_2^2, z_i^\top z_i), \\ \text{for all } i \neq j : \quad A_{i,j} &:= K_{i,j} = g(\|z_i\|_2^2, \|z_j\|_2^2, z_i^\top z_j). \end{aligned}$$

Similarly, decompose M into its off-diagonal, M_A , and its diagonal M_D . We have

$$\|K - M\|_{\text{op}} \leq \|A - M_A\|_{\text{op}} + \|D - M_D\|_{\text{op}} \quad (28)$$

We begin with the first term. Note that M_A has off-diagonal entries $(M_A)_{i,j} := \sum_{q=0}^m (z_i^\top z_j)^q g_q(\|z_i\|_2^2, \|z_j\|_2^2)$, and hence,

$$\|M_A - A\|_{\text{op}} \leq \|M_A - A\|_F \leq n \max_{i,j} |(M_A)_{i,j} - A_{i,j}| \lesssim n \max_{i,j} |(z_j^\top z_j - 1)^{m+1}| \rightarrow 0,$$

where we have the same argument as used in the proof of Lemma C.6 and the fact that the Assumptions A.1-A.3 imply Assumption C.1, as shown in Lemma E.2.

Next, note that we can write

$$M_D := \left[g(1, 1, 1) - \sum_{q=0}^m g_q(1, 1) + \sum_{q=0}^m \|z_i\|_2^{2q} g_q(\|z_i\|_2^2, \|z_i\|_2^2) \right] \mathbf{I}_n$$

Because $D - M_D$ is a diagonal matrix, for n sufficiently large,

$$\begin{aligned} \|D - M_D\|_{\text{op}} &= \max_i \left| g(\|z_i\|_2^2, \|z_i\|_2^2, z_i^\top z_i) - g(1, 1, 1) + \sum_{q=0}^m g_q(1, 1) - \sum_{q=0}^m \|z_i\|_2^{2q} g_q(\|z_i\|_2^2, \|z_i\|_2^2) \right| \\ &\leq \underbrace{\delta_L \sqrt{3} (\|z_i\|_2^2 - 1)}_{T_1} + \sum_{q=0}^m \underbrace{[\|z_i\|_2^{2q} - 1] g_q(\|z_i\|_2^2, \|z_i\|_2^2)}_{T_2} + \underbrace{[g_q(\|z_i\|_2^2, \|z_i\|_2^2) - g_q(1, 1)]}_{T_3} \end{aligned}$$

where we have used that by assumption g is δ_L -Lipschitz continuous on the restriction $\{(x, x, x) | x \in [1 - \delta_L, 1 + \delta_L]\} \subset \Omega$ for some $\delta_L > 0$. Clearly $T_1 \rightarrow 0$ due to Lemma C.1. Furthermore, by Assumption C.1, for any $q \leq m$, g_q is continuously differentiable and hence also Lipschitz continuous in a closed ball around $(1, 1)$. Thus, $T_3 \rightarrow 0$. Hence, it is only left to show that $T_2 \rightarrow 0$, which is a consequence of the following claim.

Claim: For any $\epsilon > 0$ and any $q > 0$,

$$\max_i \left| \frac{(x_i^\top x_i)^q}{(\text{tr}(\Sigma_d))^q} - 1 \right| \leq c_q \max[n^{-\beta/2} (\log(n))^{(1+\epsilon)/2}, n^{-q\beta/2} (\log(n))^{q(1+\epsilon)/2}]$$

where c_q is a constant only depending on q .

Proof of the claim: In order to prove the claim, recall that due to Lemma C.1, for every $q > 0$

$$\max_i \left| \left[\frac{(x_i^\top x_i)}{\text{tr}(\Sigma_d)} - 1 \right]^q \right| \leq (n^{-\beta/2} (\log(n))^{(1+\epsilon)/2})^q.$$

We prove the claim by induction. The case where $q = 1$ holds trivially with $c_1 = 1$. For $q > 1$,

$$\max_i \left| \left[\frac{(x_i^\top x_i)}{\text{tr}(\Sigma_d)} - 1 \right]^q \right| = \max_i \left| \frac{(x_i^\top x_i)^q}{(\text{tr}(\Sigma_d))^q} + \sum_{j=1}^q (-1)^j \binom{q}{j} \left(\frac{x_i^\top x_i}{\text{tr}(\Sigma_d)} \right)^{q-j} \right| \leq (n^{-\beta/2} (\log(n))^{(1+\epsilon)/2})^q.$$

Next, by induction, $\max_i \left| \frac{(x_i^\top x_i)^j}{(\text{tr}(\Sigma_d))^j} - 1 \right| \leq c_1 \max [n^{-\beta/2}(\log(n))^{(1+\epsilon)/2}, n^{-j\beta/2}(\log(n))^{j((1+\epsilon)/2)}]$ for any $j < q$. Furthermore, $\sum_{j=1}^q (-1)^j \binom{q}{j} = -1$, which shows that

$$\begin{aligned} & \max_i \left| \frac{(x_i^\top x_i)^q}{(\text{tr}(\Sigma_d))^q} + \sum_{j=1}^q (-1)^j \binom{q}{j} \left(\frac{(x_i^\top x_i)^q}{(\text{tr}(\Sigma_d))^q} \right)^{q-j} \right| \\ &= \max_i \left| \frac{(x_i^\top x_i)^q}{(\text{tr}(\Sigma_d))^q} + \sum_{j=1}^q (-1)^j \binom{q}{j} \left[\left(\frac{(x_i^\top x_i)^q}{(\text{tr}(\Sigma_d))^q} \right)^{q-j} - 1 \right] + \sum_{j=1}^q (-1)^j \binom{q}{j} \right| \\ &\geq \max_i \left| \frac{(x_i^\top x_i)^q}{(\text{tr}(\Sigma_d))^q} - 1 \right| - \sum_{j=1}^q \binom{q}{j} c_j \max [n^{-\beta/2}(\log(n))^{(1+\epsilon)/2}, n^{-j\beta/2}(\log(n))^{j((1+\epsilon)/2)}]. \end{aligned}$$

Hence, combining these two results,

$$\max_i \left| \frac{(x_i^\top x_i)^q}{(\text{tr}(\Sigma_d))^q} - 1 \right| \leq (n^{-\beta/2}(\log(n))^{(1+\epsilon)/2})^q + \sum_{j=1}^q \binom{q}{j} c_j \max [n^{-\beta/2}(\log(n))^{(1+\epsilon)/2}, n^{-j\beta/2}(\log(n))^{j((1+\epsilon)/2)}],$$

which completes the induction and thus the proof \square

E.4 Proof of Lemma C.8

We use the well known formula

$$t^\alpha = c_\alpha \int_0^\infty (1 - e^{-t^2 x^2}) x^{-1-\alpha} dx$$

with

$$c_\alpha := \left(\int_0^\infty (1 - e^{-x^2}) x^{-1-\alpha} dx \right)^{-1} > 0,$$

which holds for all $t \geq 0$. Hence, for $t := \|z_i - z_j\|_2^\alpha \geq 0$, we can write

$$\|z_i - z_j\|_2^\alpha = c_\alpha \int_0^\infty (1 - e^{-x^2 \|z_i - z_j\|_2^\alpha}) x^{-1-\alpha} dx.$$

We first study $\mu \in \mathbb{R}^n$ with $\sum_{1 \leq i \leq n} \mu_i = 0$. We have

$$\begin{aligned} \mu^\top D_\alpha \mu &= \sum_{1 \leq i, j \leq n} \|z_i - z_j\|_2^\alpha \mu_i \mu_j = \sum_{1 \leq i, j \leq n} \mu_i \mu_j c_\alpha \int_0^\infty (1 - e^{-x^2 \|z_i - z_j\|_2^\alpha}) x^{-1-\alpha} dx \\ &= -c_\alpha \int_0^\infty x^{-1-\alpha} \sum_{1 \leq i, j \leq n} \mu_i \mu_j e^{-x^2 \|z_i - z_j\|_2^\alpha} dx. \end{aligned}$$

Next, note that the Gaussian kernel satisfies Assumptions A.1-A.3 since

$\exp(-\|x - x'\|_2^2) = \sum_{j=0}^\infty \frac{2^j}{j!} (x^\top x')^j \exp(-\|x\|_2^2 - \|x'\|_2^2)$. Hence, we can conclude from Proposition C.3 that for every $x \in \mathbb{R}_+$ there exists a constant $c_{G,x}$, such that $\sum_{1 \leq i, j \leq n} \mu_i \mu_j e^{-x^2 \|z_i - z_j\|_2^\alpha} \geq \|\mu\|_2^2 c_{G,x} > 0$ almost surely as $n \rightarrow \infty$. Thus, we can conclude that there exists a constant $\tilde{c} > 0$ independent of n , such that

$$\mu^\top D_\alpha \mu \leq -\tilde{c} \|\mu\|_2^2 \quad a.s. \text{ as } n \rightarrow \infty. \quad (29)$$

Because the set of vectors $\mu^T \mathbf{1} = 0$ span a $n-1$ dimensional subspace, we can apply the Courant–Fischer–Weyl min-max principle from which we can see that the second largest eigenvalue of the matrix D_α satisfies $\lambda_2 < -\tilde{c}$ almost surely as $n \rightarrow \infty$. Since the sum of the eigenvalues $\sum_{i=1}^n \lambda_i = \text{tr}(D_\alpha) = 0$, $\lambda_1 > (n-1)\tilde{c}$ almost surely as $n \rightarrow \infty$, which concludes the proof. \square

E.5 Proof of Lemma C.10

We start the proof with a discussion of existing results in the literature. As shown in Appendix E.1 in [1], the homogeneity of σ allows us to write

$$\Sigma^{(i)}(x, x') = c_\sigma \left(\Sigma^{(i-1)}(x, x) \Sigma^{(i-1)}(x', x') \right)^{k/2} t_\sigma \left(\frac{\Sigma^{(i-1)}(x, x')}{\sqrt{\Sigma^{(i-1)}(x, x) \Sigma^{(i-1)}(x', x')}} \right), \quad (30)$$

with

$$t_\sigma(\rho) = \mathbb{E}_{(u,v) \sim \mathcal{N}(0, \tilde{\Lambda}(\rho))} [\sigma(u)\sigma(v)]$$

and $\tilde{\Lambda}(\rho) = \begin{pmatrix} 1 & \rho \\ \rho & 1 \end{pmatrix}$. Furthermore, because $\dot{\sigma}$ is a $k-1$ -homogeneous, we can analogously write

$$\dot{\Sigma}^{(i)} = c_{\dot{\sigma}} \left(\Sigma^{(i-1)}(x, x) \Sigma^{(i-1)}(x', x') \right)^{(k-1)/2} t_{\dot{\sigma}} \left(\frac{\Sigma^{(i-1)}(x, x')}{\sqrt{\Sigma^{(i-1)}(x, x) \Sigma^{(i-1)}(x', x')}} \right),$$

with $t_{\dot{\sigma}}(\rho) = \mathbb{E}_{(u,v) \sim \mathcal{N}(0, \tilde{\Lambda}(\rho))} [\dot{\sigma}(u)\dot{\sigma}(v)]$. The function t_σ is called the dual of the activation function (Definition 4 in [11]). In particular, since by assumption σ and $\dot{\sigma}$ have a Hermite polynomial extension, Lemma 11 in [11] provides some useful properties which hold for both t_σ and $t_{\dot{\sigma}}$. We only state them for t_σ :

1. Let $a_i \in \mathbb{R}$ be the coefficients of the Hermite polynomial extension of σ , then $t_\sigma(\rho) = \sum_{i=0}^{\infty} a_i^2 \rho^i$
2. The function t_σ is continuous in $[-1, 1]$ and smooth in $(-1, 1)$
3. The image of t_σ is $[-\gamma, \gamma]$ with $\gamma = \mathbb{E}_{v \sim \mathcal{N}(0,1)} [\sigma(v)^2] = 1/c_\sigma$
4. We have that $t_\sigma(1) = \mathbb{E}_{v \sim \mathcal{N}(0,1)} [\sigma(v)^2] = c_\sigma^{-1}$

Based on this discussion, we now prove the lemma. In a first step, we derive a closed form expression for $\Sigma^{(i)}(x, x)$. Based on the discussion above and particularly Equation (30) we can see that

$$\Sigma^{(i)}(x, x) = \left(\Sigma^{(i-1)}(x, x) \right)^k,$$

and by induction, we get that

$$\Sigma^{(i)}(x, x) = (x^\top x)^{k^i}. \quad (31)$$

Therefore, Equation (30) becomes

$$\Sigma^{(i)}(x, x') = c_\sigma (x^\top x)^{\frac{k^i}{2}} (x'^\top x')^{\frac{k^i}{2}} t_\sigma \left(\frac{\Sigma^{(i-1)}(x, x')}{(x^\top x)^{\frac{k^{i-1}}{2}} (x'^\top x')^{\frac{k^{i-1}}{2}}} \right).$$

The goal is now to show that whenever $x, x' \neq 0$, $\Sigma^{(i)}(x, x')$ can be expressed as a sum of the form

$$\Sigma^{(i)}(x, x') = \sum_{j=0}^{\infty} (x^\top x')^j \sum_{l=-\infty}^{\infty} \eta_{j,l}^{(i)} (\|x\|_2^2 \|x'\|_2^2)^{l/2} \quad (32)$$

with $\eta_{j,l}^{(i)} \geq 0$. We prove by induction. In a first step, note that the case where $i = 0$ holds trivially true. Next, assume that Equation (32) holds true for $\Sigma^{(i-1)}$. Due to the above discussion, t_σ can be expressed as a

Taylor series around 0 with positive coefficients a_i^2 . Thus,

$$\begin{aligned}
\Sigma^{(i)}(x, x') &= c_\sigma (x^\top x)^{\frac{k^i}{2}} (x'^\top x')^{\frac{k^i}{2}} \sum_{m=0}^{\infty} a_m^2 \left(\frac{\Sigma^{(i-1)}(x, x')}{(\|x\|_2^2 \|x'\|_2^2)^{\frac{k^{i-1}}{2}}} \right)^m \\
&= c_\sigma (\|x\|_2^2)^{\frac{k^i}{2}} (\|x'\|_2^2)^{\frac{k^i}{2}} \sum_{m=0}^{\infty} a_m^2 \left(\frac{\sum_{j=0}^{\infty} (x^\top x')^j \sum_{l=-\infty}^{\infty} \eta_{j,l}^{(i-1)} (\|x\|_2^2 \|x'\|_2^2)^{l/2}}{(\|x\|_2^2 \|x'\|_2^2)^{\frac{k^{i-1}}{2}}} \right)^m \\
&= c_\sigma (\|x\|_2^2)^{\frac{k^i}{2}} (\|x'\|_2^2)^{\frac{k^i}{2}} \sum_{m=0}^{\infty} a_m^2 \left(\sum_{j=0}^{\infty} (x^\top x')^j \sum_{l=-\infty}^{\infty} \eta_{j,l}^{(i-1)} (\|x\|_2^2 \|x'\|_2^2)^{l/2 - k^{i-1}/2} \right)^m \\
&= \sum_{j=0}^{\infty} (x^\top x')^j \sum_{l=-\infty}^{\infty} \eta_{j,l}^{(i)} (\|x\|_2^2 \|x'\|_2^2)^{l/2}.
\end{aligned}$$

In order to guarantee that the last equation holds true, we need to show that the above multi-sum converges absolutely. To see this, first of all note that $\eta_{j,l}^{(i)} \geq 0$ because by assumption $\eta_{j,l}^{(i)} \geq 0$. Furthermore, given that $d > 1$, for any x, x' we can find \tilde{x}, \tilde{x}' such that $\|x\|_2^2 = \|\tilde{x}\|_2^2$, $\|x'\|_2^2 = \|\tilde{x}'\|_2^2$ and $\tilde{x}^\top \tilde{x}' = |x^\top x'|$. Hence, the above multi-sum only consists of positive coefficients when evaluating at \tilde{x}, \tilde{x}' and thus converges absolutely which completes the induction.

Next, note that any of the properties 1-4 from the above discussion also hold true for t_σ . Therefore, we can use exactly the same argument for $\dot{\Sigma}^{(i)}$ to show that for any $x, x' \neq 0$,

$$\dot{\Sigma}^{(i)}(x, x') = \sum_{j=0}^{\infty} (x^\top x')^j \sum_{l=-\infty}^{\infty} \dot{\eta}_{j,l}^{(i)} (\|x\|_2^2 \|x'\|_2^2)^{l/2}.$$

with $\dot{\eta}_{j,l}^{(i+1)} \geq 0$. Finally, we can conclude the proof because

$$k_{\text{NTK}}(x, x') := \sum_{i=1}^{L+1} \Sigma^{(i-1)}(x, x') \prod_{j=i}^{L+1} \dot{\Sigma}^{(j)}(x, x')$$

and when using the same argument as used in the induction step above to show that the resulting multi-sum converges absolutely. \square

E.6 Additional lemmas

Lemma E.2. *Any kernel which satisfies Assumption A.1 and A.3 also satisfies Assumption C.1.*

Proof. The only point which does not follow immediately is to show that r is a continuous function. For this, write g as a function of the variables x, y, z , i.e.

$$g(x, y, z) = \sum_{j=0}^{\infty} g_j(x, y) z^j.$$

For every x, y , define the function $g_{x,y}(z) = g(x, y, z)$. Due to the series expansion, we can make use of the theory on the Taylor expansion which implies that for any x, y , $g_{x,y}$ is a smooth function in the interior of $N(\delta)$ (using the definition from Assumption A.1). Hence, we can conclude that there exists a function $r_{x,y}$ such that

$$g_{x,y}(z) = \sum_{j=0}^m g_j(x, y) z^j + (z)^{m+1} r_{x,y}(z)$$

In particular, the smoothness of $g_{x,y}(z)$ implies that $r_{x,y}$ is continuous in the interior of $\{z : (x, y, z) \in N(\delta)\}$. Next, define $r(x, y, z) = r_{x,y}(z)$ and note that the continuity of g implies that r is continuous everywhere except for the plane $z = 0$. Finally, because $r_{x,y}(0)$ exists point wise, we conclude that r exists and is a continuous function in the interior of $N(\delta)$. \square

Lemma E.3. *Any RBF kernel $k(x, x') = h(\|x - x'\|_2^2)$ with h locally analytic around 2 satisfies Assumption C.1.*

Proof. Because by assumption h has a local Taylor series around 2, we can write

$$h(\|x - x'\|_2^2) = \sum_{j=0}^{\infty} h_j (\|x - x'\|_2^2 - 2)^j,$$

which converges absolutely for any $|\|x - x'\|_2^2 - 2| \leq \tilde{\delta}$ where $\tilde{\delta} > 0$ is the convergence radius of the Taylor series approximation. Next, using $\|x - x'\|_2^2 - 2 = \|x\|_2^2 - 1 + \|x'\|_2^2 - 1 - 2x^\top x'$, we can make use of the Binomial series, which gives

$$h(\|x - x'\|_2^2) = \sum_{j=0}^{\infty} h_j \sum_{i=0}^j \sum_{l=0}^i \binom{j}{i} \binom{i}{l} (\|x\|_2^2 - 1)^l (\|x'\|_2^2 - 1)^{i-l} (-2x^\top x')^{j-i}. \quad (33)$$

The goal is now to show that this multi series converges absolutely. Whenever $d > 1$, we can choose \tilde{x}, \tilde{x}' from the set of convergent points such that $\|\tilde{x}\|_2^2 - 1 > 0$, $\|\tilde{x}'\|_2^2 - 1 > 0$ and $\tilde{x}^\top \tilde{x}' < 0$. As a result, we can see that for any j , the sum

$$\sum_{i=0}^j \sum_{l=0}^i \binom{j}{i} \binom{i}{l} (\|\tilde{x}\|_2^2 - 1)^l (\|\tilde{x}'\|_2^2 - 1)^{i-l} (-2\tilde{x}^\top \tilde{x}')^{j-i}$$

is a sum of non negative summands. Hence, we get that the sum

$$\sum_{j=0}^{\infty} \sum_{i=0}^j \sum_{l=0}^i h_j \binom{j}{i} \binom{i}{l} (\|\tilde{x}\|_2^2 - 1)^l (\|\tilde{x}'\|_2^2 - 1)^{i-l} (-2\tilde{x}^\top \tilde{x}')^{j-i}$$

converges absolutely. Thus, we can arbitrarily reorder the summands:

$$\begin{aligned} h(\|\tilde{x} - \tilde{x}'\|_2^2) &= \sum_{j=0}^{\infty} (\tilde{x}^\top \tilde{x}')^j \sum_{i=j}^{\infty} \sum_{l=0}^{i-j} h_i (-2)^j \binom{i}{j} \binom{i-j}{l} (\|\tilde{x}\|_2^2 - 1)^l (\|\tilde{x}'\|_2^2 - 1)^{i-l-j} \\ &=: \sum_{j=0}^{\infty} (\tilde{x}^\top \tilde{x}')^j g_j(\|\tilde{x}\|_2^2, \|\tilde{x}'\|_2^2) \end{aligned} \quad (34)$$

In particular, we obtain that the sum from Equation (34) converges absolutely for any x, x' with $\|\tilde{x}\|_2^2 - 1 > \|\|x\|_2^2 - 1\|$, $\|\tilde{x}'\|_2^2 - 1 > \|\|x'\|_2^2 - 1\|$ and $-\tilde{x}^\top \tilde{x}' > |x^\top x'|$. In fact, we can always find $\delta, \delta' > 0$ such that any $(x, x') \in \mathbb{R}^d \times \mathbb{R}^d$, with $(\|x\|_2^2, \|x'\|_2^2) \in [1 - \delta, 1 + \delta] \times [1 - \delta, 1 + \delta]$ and $x^\top x' \in [-\delta', \delta']$ satisfies these constraints and hence the sum from Equation (33) converges absolutely. We can then conclude the proof when noting that the functions g_i are implicitly defined using the Taylor series expansion. Therefore, we can conclude that g_i are smooth functions in a neighborhood of $(1, 1)$. The rest of the proof follows then trivially. \square