

Heaps' Law and Vocabulary Richness in the History of Classical Music Harmony

Marc Serra-Peralta,¹ Joan Serrà,² and Álvaro Corral^{†1, 3, 4, 5}

¹*Centre de Recerca Matemàtica, Edifici C, Campus Bellaterra, E-08193 Barcelona, Spain*

²*Dolby Laboratories, Diagonal 177, P10, E-08018 Barcelona, Spain*

³*Departament de Matemàtiques, Facultat de Ciències,*

Universitat Autònoma de Barcelona, E-08193 Barcelona, Spain

⁴*Barcelona Graduate School of Mathematics, Edifici C, Campus Bellaterra, E-08193 Barcelona, Spain*

⁵*Complexity Science Hub Vienna, Josefstädter Straße 39, 1080 Vienna, Austria **

(Dated: April 12, 2021)

Music is a fundamental human construct, and harmony provides the building blocks of musical language. Using the *Kunstderfuge* corpus of classical music, we analyze the historical evolution of the richness of harmonic vocabulary of 76 classical composers, covering almost 6 centuries. Such corpus comprises about 9500 pieces, resulting in more than 5 million tokens of music codewords. The fulfilment of Heaps' law for the relation between the size of the harmonic vocabulary of a composer (in codeword types) and the total length of his works (in codeword tokens), with an exponent around 0.35, allows us to define a relative measure of vocabulary richness that has a transparent interpretation. When coupled with the considered corpus, this measure allows us to quantify harmony richness across centuries, unveiling a clear increasing linear trend. In this way, we are able to rank the composers in terms of richness of vocabulary, in the same way as for other related metrics, such as entropy. We find that the latter is particularly highly correlated with our measure of richness. Our approach is not specific for music and can be applied to other systems built by tokens of different types, as for instance natural language.

PACS numbers:

INTRODUCTION

It is a well-known but nevertheless intriguing fact that the usage of natural language, as reflected in texts or speech, displays very strong statistical regularities [1–4]. Although the most popular and in-depth studied of these is Zipf's law of word frequencies [5–9], the most fundamental linguistic statistical law is probably Heaps' law, also called Herdan's law [10–13]. This law relates the two main quantities that are necessary to set the statistical analysis of a text: the number of word tokens in the text, i.e., its length (in words), L , and the number of word types, which is referred to as the size of the vocabulary of the text, V . More precisely, Heaps' law states that the relation between V and L is reasonably well approximated by a power law,

$$V \simeq KL^\alpha,$$

with an exponent $\alpha \in (0, 1]$ and a proportionality constant K .

Care has to be taken though when referring to Heaps' law, as there are in fact two versions of it and considerable confusion between them. The first version deals, in principle, with just one text, and studies the growth of the accumulated vocabulary size as the text is read, from beginning to end. This yields a non-decreasing curve with no scattering that ends in the total values of vocabulary size and length for the considered text [14–16]. Although there are some derivations that relate this version of Heaps' law with Zipf's law, the situation is not

so simple, and this version of Heaps' law is usually a bad description of type-token growth, even if some formulation of Zipf's law can be considered to hold [12, 17]. Instead of a linear trend in a log-log plot, what is usually observed is a slightly convex shape that has sometimes been confounded with a saturation effect [17].

The second version of Heaps' law, the one considered in this study, needs a number of texts, or a collection of documents, and compares the total (final) values V and L for each one of the complete texts or documents. This results in a scatter plot, to which a power-law curve can be fitted to account for the correlation between V and L . This version of the law can be justified using the generalized central limit theorem [13], which has the advantage that does not require that Zipf's law holds exactly, but only asymptotically. Overall, one must distinguish between an intra-text Heaps' law (type-token growth) and an inter-text Heaps' law (vocabulary-length correlation).

In practical applications, one is usually interested in quantifying attributes of the entities under study, and such quantification should be grounded on well-established statistical laws. In the case of natural language, there is an old tradition of evaluating richness of vocabulary [18], which has direct applications in authorship and genre analysis [19]. Comparing different texts (or authors), one could wrongly associate size of vocabulary V with richness of vocabulary. But the longer the text, the larger the vocabulary (on average), and texts of different length L cannot be compared in this way. One simple solution [20] is to divide the vocabulary size by

the text length, yielding the so-called type-token ratio, V/L .

Nonetheless, the fulfilment of Heaps’ law tells us that this linear rescaling is unjustified and, at the same time, suggests a natural solution. Several indices have been proposed following this reasoning (also as variations or alternatives to Heaps’ law [18]); for instance, Guiraud’s index,

$$I_G = \frac{V}{\sqrt{L}},$$

or Herdan’s index,

$$I_H = \frac{\log V}{\log L}.$$

The former assumes Heaps’ law with the “universal” value $\alpha = 0.5$ (and $I_G = K$), while the latter fixes $K = 1$ (with $I_H = \alpha$). The choice of $K = 1$ is naively justified by the obvious fact that $V = 1$ when $L = 1$; nevertheless, one should interpret Heaps’ law as a large-scale emergent property of texts that does not necessarily describe small-scale behavior. Note also that both indices are “absolute”, in the sense that they can be obtained for a single text or document (as one of the parameters of Heaps’s law, either K or α , are considered universal and fixed a priori).

As language, music is an attribute that defines us as humans [21]. A number of authors have pointed out similarities between language and music, and some have argued that music is indeed a “language” [22], although the notion of grammar and semantic content in music has been debated [21, 22]. Despite this, it is clear that there exist strong relations between language and music, specially regarding rhythm, pitch, syntax, and meaning [23]. This way, one can consider music as a succession (in time) of some musical symbols (which can be considered analogous to words in texts or speech), for which statistical analysis can be performed in the same way as in quantitative linguistics [24].

However, a remarkable problem is that, in contrast to language, the individual entities to analyze in music are not immediately clear [25]. For instance, Manaris et al. [26] mention diverse possibilities involving different combinations of pitch and duration, as well as pitch differences. This, together with some difficulties to deal with musical datasets in an automatized way, may explain the fact that the study of linguistic-like laws in music has been rather limited, in comparison with the study of natural language. Nevertheless, let us point out to Refs. [22, 27–30] as some of the pioneering analyses exploring the applicability of Zipf’s law in music (providing weak evidence in some cases).

In this paper, we deal with the suitability of statistical laws, in particular Heaps’ law, to describe regularities and patterns in musical pieces and to provide a natural

metric to assess harmonic vocabulary richness. In contrast to previous metrics, this new one is not absolute, but relative to a given corpus or collection, as we argue that richness is more properly defined relative to an underlying probability distribution. Moreover, such relativity yields a considerable advantage of interpretability of the obtained values. We also compare this metric with more common measures, finding that it is correlated with the entropy of the type-count distribution. To perform this research, we analyze classical music as captured by MIDI musical scores [31] and construct music codewords in a way similar to the one of Ref. [29].

In the next sections, we describe the extraction of music codewords from MIDI files (Sec. 2), overview the music corpus used (Sec. 2 too), present empirical results for Heaps’ law (Sec. 3), develop and apply our metrics for the quantification of vocabulary richness (Sec. 4), compare with entropy and codeword filling (Sec. 5), and test the robustness of the results in front of the criteria employed in codeword construction (Sec. 6). Naturally, we end with some discussion and conclusions (Sec. 7). Our work can be put in the context of *cultur-omics*, the rigorous quantitative inquiry of social sciences and the humanities by means of the analysis of big-data [32]. To facilitate assessment and future work on the topic, the code used in this paper is available at <https://github.com/MarcSerraPeralta/chromagrammer>.

PROCESSING AND DATA

Construction of music codewords

In contrast to the famous composer Olivier Messiaen (and others), who considered rhythm as the essence of music, we put our focus on harmony, understood here simply as the combination of pitches (or, more precisely, pitch classes, as we will see immediately) for a given time frame. Our starting point are MIDI files, with each MIDI file corresponding to one electronic score of a musical piece (the corpus used is described at the end of this section). MIDI stands for Musical Instrument Digital Interface (for more information see the bibliography in Refs. [31, 33]).

One might complain that audio recordings are richer than MIDI files as expressions of music, as the latter may lack the variability and nuances of interpretation [34] (some other MIDI files may additionally not correspond to “original” scores, but are created from the life performance of a musical piece). However, we may argue that a musical score contains the core of a piece. As we will need to discretize the elements that form the pieces, scores provide an objective first step in such discretization. The situation may be considered similar to the relation between written language and speech [3, 35]. Moreover, as no original recordings exist for classical mu-

sic (except for the last 100 years or so), scores are our best link with the spirit of the composer.

The procedure to obtain elementary units (codewords) from MIDI files is the following (similar to the one in Ref. [29], and illustrated in Fig. 1):

- First, MIDI files are read using the program `midi2abc` [36] and converted into standard text files containing the onset time, duration, and pitch of each note. Pitches range from $C-1$ (fundamental frequency at 8.1758 Hz), MIDI note 0, to $G9$ (12,543.85 Hz), MIDI note 127. $A4$ (440 Hz) is MIDI note 69. For some pieces starting and/or ending with silences (empty bars or beats), these are removed, in order to avoid an artificial overestimation of L . The files also contain metadata about the key of the pieces, which we disregard (due to some unreliability we found in some control checks in the corpus we used).
- With the purpose of reducing dimensionality, all notes are collapsed into a single octave, i.e., the pitches $A0$, $A1$, $A2$, etc., are considered to be the same note, or pitch class, A (or la , in solfège notation), and the same for the rest of pitches. This leads to 12 pitch classes. This dimensional reduction has also a perceptual basis, rooted on the prevalence of the Western reference system based on the octave [21, 37].
- In order to decrease temporal resolution, each score is divided into small discrete time frames. By default, we chose this time unit to be the beat (as this is probably the most relevant time scale in music [21]). For example, the $\frac{4}{4}$ bar yields 4 beats per bar, whereas the $\frac{3}{8}$ bar yields 3.
- For each time frame we construct a 12-dimensional vector, with one component for each pitch class, $C, C\#, \dots, G\#, A, A\#, B$, i.e., from *do* to *si*. Each component of the vector contains the sum of all durations of notes of the corresponding pitch class in the corresponding time frame. All notes coming from different instruments (or different pentagrams) playing in parallel are counted at a given time frame (as seen in Fig. 1), due to the fact that they are perceived together by the listener. In this way, if the unit is the beat, in the $\frac{4}{4}$ bar, each quarter note or crotchet counts as one, and each eighth note or quaver counts as one half, whereas in the $\frac{3}{8}$ bar, it is the eighth note which counts as one. Notes that occupy more than one time frame are split according to their duration in each of them (and thus, the maximum contribution coming from an individual note in the score is one at each time frame). The vectors obtained in this way are called chromas.

- To further simplify, and in order to get well defined countable entities, chroma vectors are discretized, with components below a fixed threshold (0.1 by default) reset to zero and components above the threshold reassigned to one. In this way, a value equal to one in a component of the discretized vector means that the corresponding pitch class has a significant presence (above 0.1) in that time frame, whereas a value of zero means that the pitch class has null or very little weight and can be disregarded. We refer to the resulting discretized vectors as discretized chromas.

Note that the procedure of codeword construction has just two parameters: the time unit, which we take to be the beat, and the discretization threshold, which we have equated to 0.1. These values can be considered somewhat arbitrary (in particular the threshold). Therefore, to demonstrate the generality of our approach, we also test the robustness of our results in front of different prescriptions for them (Sec. 6).




FIG. 1: Example of a sequence of discretized chromas (chromagram) arising from a MIDI score. Note that the two pentagrams constituting the score have to be read in parallel.

Discretized chromas constitute our music codewords, and turn out to be nothing else than 12-digit binary numbers (from 0 to $2^{12} - 1 = 4095$, which also represent the vertices of a 12-dimensional hyper-cube). One could argue that these entities would be closer to music letters than to music words; however, previous statistical analysis [29] shows that the complexity contained in them is enough to treat them as music words. Further, our codewords have “temporal structure”, as they can be composed by the succession of several shorter notes (for example, in the $\frac{3}{4}$ bar, the duration of one beat is that of two consecutive quavers, or four semiquavers, etc.). Perhaps, the fundamental difference with words is that our music codewords have a fixed length (that of the selected time unit), whereas in linguistics the length of words is variable (given by the number of letters, for instance) and determinant for the validity of Zipf’s law [4].

Transposition

An additional step of the procedure is to transpose all pieces to a common key, so that all major keys are transposed to C major and all minor ones to A minor (the reason of using A minor instead of C minor is that the former is the relative minor of C major, sharing the same key signature and leading thus to a more similar usage of chromas). For example, if a piece is in G major, all G pitches in the piece are transformed to C pitch class, all $G\#$ pitches to $C\#$, and so on. This is just a shift in pitch-class space. Although keys are directly provided by the MIDI file (at least for the majority of files), an initial inspection showed that this information is unreliable, and thus we perform our own analysis of key (see Appendix II for details). No attempt is performed to identify changes of key inside a piece, so we calculate the predominant or more common key for each piece.

If a piece keeps a constant key, transposition has no influence on the size of its vocabulary, but if different pieces are merged into a single dataset (as we will do), it can be convenient to merge them after they are transposed to the same key. In this case, if the pieces come in different keys, transposition leads obviously to a different vocabulary, where one does not deal with pitch classes but with tonal function (and thus, the resulting C pitch class represents the tonic, G represents the dominant, etc. [38, 39]). Transposition can be useful also to unveil a reduced vocabulary, where a given composer could show what seems a broad apparent richness that arises from a limited vocabulary transposed into a number of different keys.

In some sense, for listeners with absolute pitch [21], it makes sense to keep the original key of different pieces when they are merged to form a larger dataset (these listeners naturally distinguish the different pitches and also the keys). However, for the vast majority of listeners (those with relative pitch), it is more natural to merge pieces while transposing to a fixed key (at least in the usual equal-temperament tuning system [21]). For this reason, we will only work with transposed pieces in our analysis.

Concatenation and elementary statistics

As we are particularly interested in studying individual composers, we concatenate all the pieces corresponding to the same composer into a single dataset. Each dataset turns out to be constituted by a succession of discretized chromas. Each repetition of a particular discretized chroma is a token of the corresponding codeword type. The number of different types in the dataset (the types with absolute frequency greater than zero) is then the vocabulary size, denoted by V (this number will be smaller than 4096, in practice). The sum of all the abso-

lute frequencies of all types yields the total number of tokens, which corresponds, by construction, to the dataset length L measured in number of the selected time units. In a formula, $\sum_{r=1}^V n_r = L$, where r labels all the codeword types in the dataset and n_r denotes the absolute frequency of type r .

Musical corpus

We perform our study over the *Kunsterfuge* corpus [40], which, at the time of our analysis, consisted of 17,418 MIDI files corresponding to pieces of 79 classical composers, from the 12th to the 20th century (Ref. [41] has scrutinized the *Kunsterfuge* corpus looking for properties different than the ones we are interested in). Removing files that were not clearly labelled or corrupted (files that we are not able to process) and files for which we could not obtain the bar (and therefore could not determine the beat), yields a remainder of 9489 files and 76 composers, ranging from Guillaume Dufay (1397-1474) to Messiaen (1908-1992). The names of all composers are provided in Table I (Appendix I). The total length of the resulting corpus is $L = 5,131,159$ tokens, with a total vocabulary $V = 4085$.

Figure 2(a) shows, for each piece, its length L and the size of its vocabulary V , by means of the corresponding distributions (probability mass functions $f(L)$ and $f(V)$). Both L and V show a variability of around three orders of magnitude, with a maximum (i.e., a mode) around 100 tokens for L and 50 types for V . The distributions of L and V would correspond to intrinsic properties of classical musical compositions, which can nevertheless be biased due to subjective or arbitrary criteria employed when creating the *Kunsterfuge* corpus.

As mentioned, for statistical purposes we aggregate all the compositions by the same author into a single dataset for that author. Figure 2(b) does the same job for authors as Figure 2(a) was doing for single pieces. Since L is a purely additive quantity (by definition of token), the values of L increase when going from pieces to authors, but the variability of three orders of magnitude is more or less maintained. The tail of $f(L)$ can be fitted by a decreasing power law, with an exponent around 1.95, although the number of data points (composers) in the tail is small. (in Ref. [9], a power-law tail with an exponent close 3 was proposed for the distribution of text lengths, but for individual written works, i.e., without author aggregation). In contrast to L , the size of vocabulary V decreases its variability when going from pieces to composers, as types are not additive. The distributions $f(L)$ and $f(V)$ at the author level do not show any musical characteristic, as we expect them to be incomplete, in principle (not all the pieces from each author are present in *Kunsterfuge*). So, they characterize the corpus, and not the creativity of the composers.

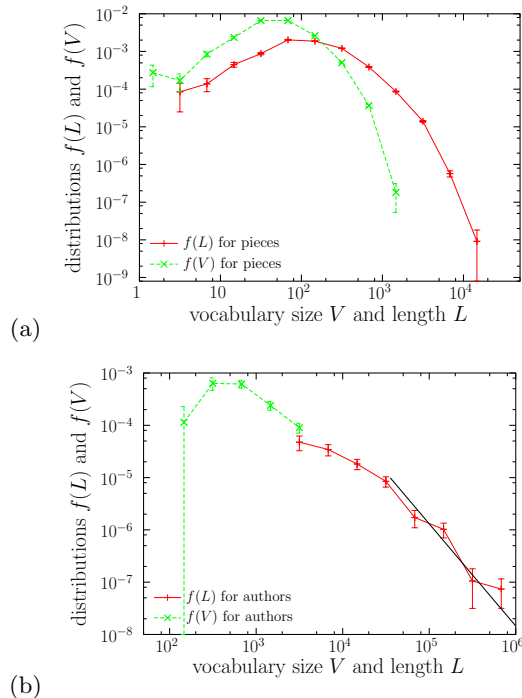


FIG. 2: Probability mass functions of length L and vocabulary size V . (a) For individual pieces. (b) For individual authors. A power-law fit to the tail of $f(L)$ is shown as an indication (straight line), with an exponent 1.95 ± 0.18 (the fitting method is the one in Refs. [42, 43]).

FULFILMENT OF HEAPS' LAW

As an illustration of the data we deal with, we report in Table II (in Appendix I) the values of length L and size of vocabulary V for the 15 composers with the largest values of V , as derived from the *Kunstderfuge* corpus. All of them turn out to be very well-known composers, except perhaps Ferruccio Busoni (an Italian virtuoso pianist). The top-3 most represented composers in terms of length L are Bach, Beethoven, and Mozart, with $L \simeq 760$, 670, and 500 thousand tokens, respectively. Figure 3(a) shows the corresponding scatter plot for all 76 composers. The average increase of V with L is apparent, but with considerable scattering.

In order to obtain the parameters of Heaps' law, we fit a regression line to the relation between $\log V$ and $\log L$, from which we obtain a Heaps' exponent $\alpha \simeq 0.35$, with a linear (Pearson) correlation coefficient $\rho \simeq 0.64$ (the value of $\log_{10} K$ turns out to be 1.47). All the results of the fit are available in Table III (Appendix I), and the resulting power law is represented in Fig. 3. For completeness, we perform the same power-law fit for individual pieces, see Fig. 3(b). The results, also in Table III, show a much higher exponent, $\alpha \simeq 0.66$ (clearly above 0.5 this time), and also a higher linear correlation coefficient, $\rho \simeq 0.85$.

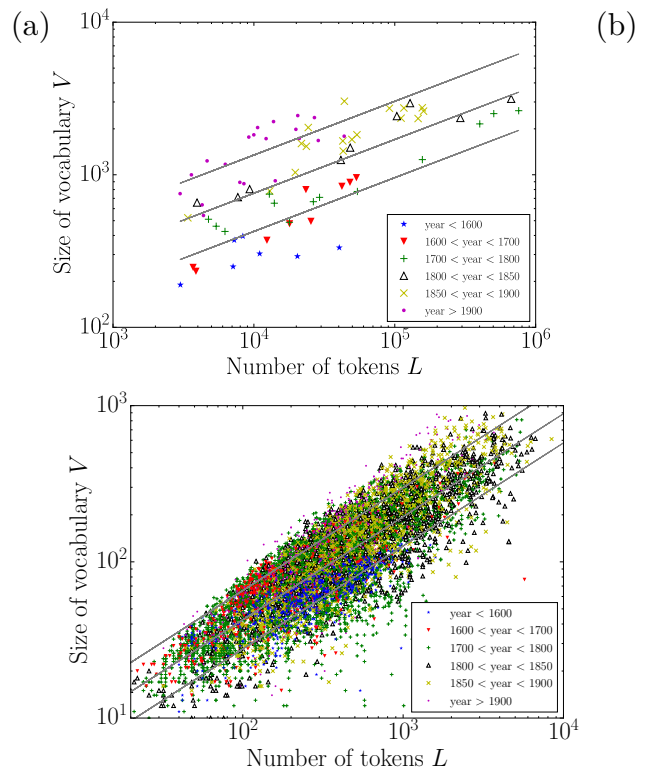


FIG. 3: (a) Scatter plot of size of vocabulary versus number of tokens (length) for the 76 composers in the corpus, who are grouped chronologically, as represented by the points of different color (one point is one composer). The year of each composer is the mean between the birth year plus 20 and the death year. Heaps' law is given by the central straight line and the parallel lines denote one standard deviation σ_c . Notice that when a limited chronological span is considered, the scattering is reduced. (b) Analog scatter plot for the 9489 individual pieces. Year of a piece is approximated to the year of its composer. The results of the fits are in Table III (in Appendix I).

Thus, the supposedly universal values of α and K for texts mentioned in the introduction (either $\alpha = 0.5$ or $K = 1$ [18]) clearly do not hold for music, at least at the level of composers. In any case, it is apparent that the larger the value of L , the larger (on average) the vocabulary size, but the increase in V is rather modest, due to the small value of the exponent α (in other words, we need a 7 times longer piece for seeing a doubling of the vocabulary size). The relative large value of the constant K reported above for the composers arises as a compensation for the small value of α .

RICHNESS OF VOCABULARY

Due to the existence of Heaps' relation between V and L , as explained in the introduction, it is erroneous to identify vocabulary size with vocabulary richness. For

each composer, Heaps' law provides a natural way to correct the changes in V due to the heterogeneities and biases in L . We have also mentioned how the Giraud's and Herdan's indices are based on supposedly universal properties of Heaps' law. However, notice that in the case of music, such universal properties do not hold anymore, as $\alpha \neq 0.5$ and $K \neq 1$.

Therefore, we develop here a measurement of richness based on the empirical (non-universal) validity of Heaps' law, which will be relative to the rest of authors in a given corpus. In short, composers (or datasets, in general) with V above the "regression line" in the scatter plot (for the corresponding value of L) will have a vocabulary richness greater than what the Heaps' power law predicts, whereas composers below it will have lower richness.

Thus, we will calculate the difference $\log_{10} V - \log_{10} K - \alpha \log_{10} L$ from the empirical data (using the fitted values of K and α), and will rescale the result in "units" of $\sigma_c = \sigma_y \sqrt{1 - \rho^2}$, as the theory of linear regression tells us that the standard deviation of $\log_{10} V$ at fixed L is σ_c , with σ_y the standard deviation of $\log_{10} V$ for all values of L . So, the vocabulary relative richness R of each composer is defined as

$$R = \log_{10} \left(\frac{V}{KL^\alpha} \right)^{1/\sigma_c}. \quad (1)$$

With that, $R > 0$ will correspond to high vocabulary richness (higher than average) whereas $R < 0$ is, obviously, negative richness, i.e., poverty of vocabulary. This easiness of interpretation of our relative richness is an additional advantage in comparison to the indices of richness I_G and I_H , whose values are not directly interpretable. The rescaling of the logarithm in terms of σ_c in Eq. (1) is not necessary if we deal with a single corpus (as it is the case here), but could be useful to compare different corpora or even different phenomena, such as musical richness with literary richness. Rescaling also provides further interpretability for the values of R , in terms of standard deviations from the mean (in logarithmic scale).

When applied to our data, the composer with highest value of R turns out to be Paul Hindemith ($R = 1.68$), closely followed by Serguéi Rajmáninov (with nearly the same R). The lowest R corresponds to Tomás Luis de Victoria ($R = -2.49$). In Table IV (Appendix I) we provide some more details on the ranking of composers by different metrics. General information on these composers can be found in Table V (Appendix I).

Interestingly, the chronological display in Fig. 4 of the relative richness R of each composer shows a clear increasing trend of this richness across the centuries, with a linear-slope increase of 0.72 "units of richness" per century (and linear correlation coefficient $\rho = 0.90$). It is interesting to note that Ref. [29] reported a decreasing trend for contemporary Western popular music; nevertheless, it should be also noted that, besides the different

genres and epochs, richness was measured by modeling transitions between codewords using a complex network approach. Figure 5 compares our relative richness R , for each composer, with the logarithms of other composers' characteristics (L , V , type-token ratio, I_G , etc.). Figure 5(a) shows all pairs of scatter plots between the metrics of the composers and Fig. 5(b) shows the corresponding matrix of linear correlation coefficients. The high correlation between the relative richness and the year of each composer is apparent (below we will discuss this figure in more detail).

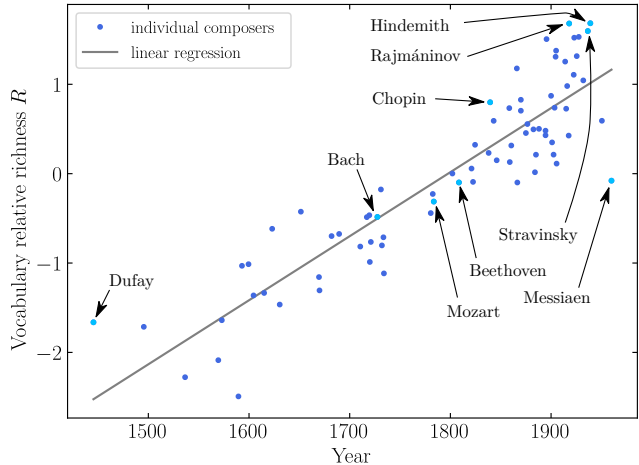


FIG. 4: Vocabulary relative richness R for each composer in chronological order. Horizontal axis is birth + 20 + death, divided by 2. The straight line is a linear regression with slope 0.72 ± 0.04 "units of richness" per century and a linear correlation coefficient $\rho = 0.90$ (and intercept -12.9). Some particular composers are highlighted, for the sake of illustration.

COMPARISON WITH ENTROPY AND FILLING OF CODEWORDS

A quantity of relevance in this context is the entropy of the distribution of type frequency [44]. Each codeword type r (with $r = 1, 2, \dots, V$) has a relative frequency given by its number of tokens divided by L , which we can assimilate to the probability of the type P_r in the selected dataset, which in our case corresponds to individual composers. The Shannon entropy (in bits) characterizing the vocabulary of each composer is simply

$$S = - \sum_{r=1}^V P_r \log_2 P_r.$$

In the hypothetical (unrealistic) case of uniform use of all possible types, V would reach its maximum value, 2^{12} , and we would obtain the maximum possible entropy, $S_{max} = \log_2 2^{12} = 12$ bits.

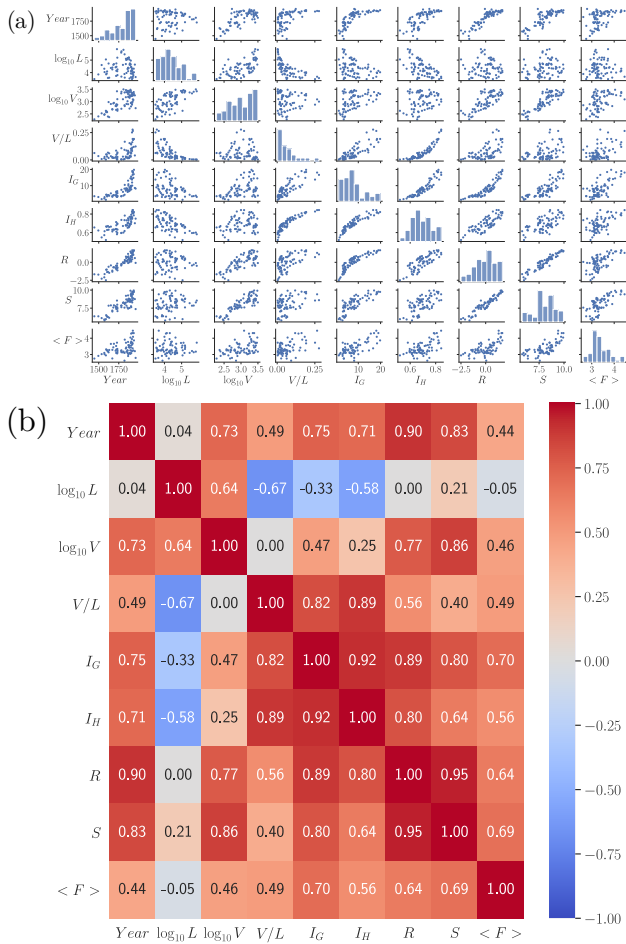


FIG. 5: Comparison of the different metrics characterizing each composer. (a) Scatter plots. (b) Matrix of linear correlation coefficients.

In our composers' corpus, the highest entropy is given by Stravinsky ($S = 9.95$ bits), followed by Gustav Mahler ($S = 9.91$ bits). The lowest value of entropy corresponds to Orlando de Lassus (or Orlando di Lasso, with S around 5.8 bits). We see that, as in the relative richness, the composers with the lowest entropies are from the 15th or 16th centuries, whereas those with the highest entropies are from the end of the 19th or the 20th century. The systematic increase of the entropy when the composers are ordered chronologically is analogous to the increase shown in Fig. 4. Linear regression shows that the increase in entropy is 0.69 bits per century (with a linear correlation coefficient equal to 0.83). Thus, the history of classical music (on average) seems to extend the law of the increase of entropy with time beyond the usual physical systems considered in thermodynamics [45]. The comparison of the entropy with the other metrics is included in Fig. 5.

Finally, another metric of potential interest is the average filling of the codeword types for each composer, calculated as $\langle F \rangle = \sum_{r=1}^V P_r F_r$, with F_r the number of

ones in the discretized chroma corresponding to codeword type r (if the codeword r is represented as a 12-component vector, then $F_r = \sum_{i=0}^{11} r_i$, with r_i the i -th component of the vector r , taking values $r_i = 0$ or 1, as we have defined). The composer with more average filling is Nikolai Medtner ($\langle F \rangle = 4.46$), and the one with less value is Niccolò Paganini (the most ancient composer in the corpus, with $\langle F \rangle = 2.62$). This metric also shows an increasing trend across the years, but, in contrast to R and S , its correlation with time is not high. The scatter plot, included in Fig. 5(a), has an upper envelope that increases linearly in time, but the lower envelope is rather constant. In this way, Messiaen (the most modern composer included in the corpus), shows one of the lowest values of $\langle F \rangle$. The average filling is compared with the rest of metrics also in Fig. 5(b), where we see that it is not very highly correlated with any of them.

ROBUSTNESS OF RESULTS

We have tested the robustness of our results in front of the arbitrariness contained in the process of codeword construction. For that purpose, we have investigated the effect of changing the value of the discretization threshold. We find that thresholds ranging from 0.025 to 0.2 lead to very minor changes of the Heaps' exponent α , with values comprised between 0.350 and 0.355. A threshold equal to zero leads to α around 0.355. Thresholds higher than 0.3 lead to progressively increasing α , e.g., for 0.5 we get $\alpha \simeq 0.39$. The intercept in Heaps' regression (K) shows higher variability; nevertheless, although the specific values of the relative richness R depend on K , their statistical properties do not change (as K is only bringing a shift in logarithmic scale). The stability of α ensures the robustness of R .

We have also explored the effects of changing the time unit over which the codewords are built, finding that an increase in the time unit from 0.5 to 1.5 beats leads to a modest increase in α from 0.33 to 0.39 (with very little influence in the value of the threshold, in the same way as explained above). Taking a time unit as large as 4 beats leads to α close to 0.5. This is a considerable change, but not unexpected, as, for instance, in a $\frac{4}{4}$ bar, 4 beats correspond to one bar and conventional musical knowledge tells us that bar-based codewords are entities with different properties than beat-based codewords.

SUMMARY AND DISCUSSION

Summarizing the results, the highest linear correlation between all the metrics characterizing the composers is the one relating the relative richness R with the entropy (around 0.95, Fig. 5(b)), but R is also highly correlated with the Giraud index. The Herdan index is also

highly correlated with Giraud and with the type-token ratio. The correlations obtained between $\langle F \rangle$ and the other indices are not so high. Interestingly, the highest correlation of the year characterizing each composer is with the proposed relative richness R (taking a value of 0.90, Fig. 5(b)). The correlation of R with $\log L$ is zero by construction. Replacing Pearson linear correlation with Spearman or Kendall correlations does not qualitatively change very much this pattern of correlations (not shown).

So, we conclude that relative richness presents very interesting properties, as it shows maximum correlation with entropy and with year. Nevertheless, the correlation of relative richness with entropy is so high that one could consider instead to use entropy to account for vocabulary richness. This has the advantage that one does not need to have a whole corpus to obtain the Heaps' law in advance; rather, it can be calculated even for a single author or piece, or it can be used for the comparison of just two authors. Nonetheless, the entropy has the disadvantage that one does not know what a high entropy or a low entropy is, in principle, and thus, the apparent advantage of entropy is lost in a practical situation. Interpretability is further hampered by not having a direct notion of "above/below average" richness, which is corpus dependent. From the comparison with the relative richness we see that the value of S separating low richness and high richness is around 8 bits (for the present codification of 12 bits per codeword and for the present corpus). Very low richness is around 6 bits and very high around 10. This also corresponds to an average filling of codewords (mean number of ones) ranging from 2.7 to 4.5. Another disadvantage of entropy is that one needs to count the repetitions of all codeword types (the V values of P_r), whereas for the richness one only needs to know how many types there are (the value of V).

In conclusion, we have analyzed the harmonic content of a large corpus of classical music in MIDI form. The definition of music codewords allows us to quantify the size of the harmonic vocabulary of classical composers, and relate it to their musical productivity (the total length of their compositions, as contained in the considered corpus). We obtain that the relation between the two variables is well described by an increasing power law, which is analogous to the Heaps' law previously found in linguistics and other Zipfian-like systems. Nevertheless, the obtained power-law exponent turns out to be somewhat small ($\alpha \simeq 0.35$), if we compare it to typical values found in linguistics.

Heaps' law allows us to develop a proper measure of vocabulary richness for each composer in relation to the rest of the corpus. Remarkably, we find that vocabulary richness undergoes a clear increasing trend across the history of music, as expected from qualitative musical wisdom. Our approach provides a transparent quantification of this phenomenon. We also show that our

relative richness is highly correlated with the entropy of the distribution of codeword frequencies, so entropy can be equally used to measure vocabulary richness, once it is properly calibrated. Our metric has several advantages with respect to previous indices of richness, such as being relative to the richness of the rest of composers and a better interpretability of the values. At our level of resolution (that of individual composers) the evolution of richness does not show any revolutions or sudden jumps; instead, it seems to be rather gradual, and well fitted by a linear increase. (the variability is too high to allow one to obtain meaningful results beyond the linear increasing trend).

* Electronic address: alvaro.corral@uab.es

- [1] E. G. Altmann and M. Gerlach. Statistical laws in linguistics. In M. D. Esposti, E. G. Altmann, and F. Pachet, editors, *Creativity and Universality in Language. Lecture Notes in Morphogenesis*. Springer, 2016.
- [2] T. Hernández and R. Ferrer i Cancho. *Lingüística Cuantitativa*. El País Ediciones, Madrid, 2019.
- [3] I. G. Torre, B. Luque, L. Lacasa, C. T. Kello, and A. Hernández-Fernández. On the physical origin of linguistic laws and lognormality in speech. *Royal Soc. Open Sci.*, 6(8):191023, 2019.
- [4] A. Corral and I. Serra. The brevity law as a scaling law, and a possible origin of Zipf's law for word frequencies. *Entropy*, 22(2):224, 2019.
- [5] H. Baayen. *Word Frequency Distributions*. Kluwer, Dordrecht, 2001.
- [6] M. Baroni. Distributions in text. In A. Lüdeling and M. Kytö, editors, *Corpus linguistics: An international handbook, Volume 2*, pages 803–821. Mouton de Gruyter, Berlin, 2009.
- [7] D. Zanette. Statistical patterns in written language. *arXiv*, 1412.3336v1, 2014.
- [8] S. T. Piantadosi. Zipf's law in natural language: a critical review and future directions. *Psychon. Bull. Rev.*, 21:1112–1130, 2014.
- [9] I. Moreno-Sánchez, F. Font-Clos, and A. Corral. Large-scale analysis of Zipf's law in English texts. *PLoS ONE*, 11(1):e0147073, 2016.
- [10] R. Baeza-Yates and B. Ribeiro-Neto. *Modern Information Retrieval*. Addison-Wesley, 1999.
- [11] A. Kornai. How many words are there? *Glottom.*, 2:61–86, 2002.
- [12] F. Font-Clos, G. Boleda, and A. Corral. A scaling law beyond Zipf's law and its relation to Heaps' law. *New J. Phys.*, 15:093033, 2013.
- [13] A. Corral and F. Font-Clos. Dependence of exponents on text length versus finite-size scaling for word-frequency distributions. *Phys. Rev. E*, 96:022318, 2017.
- [14] B. Mandelbrot. On the theory of word frequencies and on related Markovian models of discourse. In R. Jakobson, editor, *Structure of Language and its Mathematical Aspects*, pages 190–219. American Mathematical Society, Providence, RI, 1961.
- [15] H. S. Heaps. *Information retrieval: computational and theoretical aspects*. Academic Press, 1978.

- [16] M. A. Serrano, A. Flammini, and F. Menczer. Modeling statistical properties of written text. *PLoS ONE*, 4(4):e5372, 2009.
- [17] F. Font-Clos and A. Corral. Log-log convexity of type-token growth in Zipf's systems. *Phys. Rev. Lett.*, 114:238701, 2015.
- [18] G. Wimmer and G. Altmann. On vocabulary richness. *J. Quant. Linguist.*, 6:1–9, 1999.
- [19] M. Kubát and J. Milička. Vocabulary richness measure in genres. *J. Quant. Ling.*, 20(4):339–349, 2013.
- [20] B. Richards. Type/token ratios: what do they really tell us? *J. Child Lang.*, 14:201–209, 1987.
- [21] P. Ball. *The Music Instinct*. Oxford Univ. Press, Oxford, 2010.
- [22] D. H. Zanette. Zipf's law and the creation of musical context. *Mus. Sci.*, 10:3–18, 2004.
- [23] A. D. Patel. *Music, language, and the brain*. Oxford University Press, New York, 2008.
- [24] D. Zanette. Playing by numbers. *Nature*, 453:988–989, 2008.
- [25] A. Corral, G. Boleda, and R. Ferrer-i-Cancho. Zipf's law for word frequencies: Word forms versus lemmas in long texts. *PLoS ONE*, 10(7):e0129031, 2015.
- [26] B. Manaris, T. Purewal, and C. McCormick. Progress towards recognizing and classifying beautiful music with computers - MIDI-encoded music and the Zipf-Mandelbrot law. In *Proceedings IEEE SoutheastCon 2002 (Cat. No. 02CH37283)*, pages 52–57, 2002.
- [27] M. Beltrán del Rífo, G. Cocho, and G. G. Naumis. Universality in the tail of musical note rank distribution. *Physica A*, 387:5552–5560, 2008.
- [28] M. Haro, J. Serrà, P. Herrera, and A. Corral. Zipf's law in short-time timbral codings of speech, music, and environmental sound signals. *PLoS ONE*, 7:e33993, 2012.
- [29] J. Serrà, A. Corral, M. Boguñá, M. Haro, and J. Ll. Arcos. Measuring the evolution of contemporary western popular music. *Sci. Rep.*, 2:521, 2012.
- [30] L. Liu, J. Wei, H. Zhang, J. Xin, and J. Huang. A statistical physics view of pitch fluctuations in the classical music from Bach to Chopin: Evidence for scaling. *PLoS ONE*, 8(3):1–6, 03 2013.
- [31] Wikipedia. MIDI. <https://en.wikipedia.org/wiki/MIDI>.
- [32] J.-B. Michel, Y. K. Shen, A. P. Aiden, A. Veres, M. K. Gray, The Google Books Team, J. P. Pickett, D. Hoiberg, D. Clancy, P. Norvig, J. Orwant, S. Pinker, M. A. Nowak, and E. L. Aiden. Quantitative analysis of culture using millions of digitized books. *Science*, 331(6014):176–182, 2011.
- [33] D. Benson. *Music: A Mathematical Offering*. Cambridge University Press, 2006.
- [34] H. Hennig, R. Fleischmann, and T. Geisel. Musical rhythms: The science of being slightly off. *Phys. Today*, 65(7):64–65, 2012.
- [35] I. G. Torre, B. Luque, L. Lacasa, J. Luque, and A. Hernández-Fernández. Emergence of linguistic laws in human voice. *Sci. Rep.*, 7:43862, 2017.
- [36] abcMIDI package. <http://abc.sourceforge.net/abcMIDI/original>, 2003.
- [37] C. L. Krumhansl and E. J. Kessler. Tracing the dynamic changes in perceived tonal organization in a spatial representation of musical keys. *Psychological Review*, 89(4):334–368, 1982.
- [38] Grove Music Online. Oxford University Press. <https://www.oxfordmusiconline.com/grovemusic>.
- [39] M. Pilhofer and H. Day. *Music Theory for Dummies*. John Wiley and Sons, Hoboken, 2015.
- [40] kunstderfuge.com. The largest resource of classical music in .mid files. <http://www.kunstderfuge.com>.
- [41] A. González-Espinoza, G. Martínez-Mekler, and L. Lacasa. Arrow of time across five centuries of classical music. *Phys. Rev. Research*, 2:033166, 2020.
- [42] A. Deluca and A. Corral. Fitting and goodness-of-fit test of non-truncated and truncated power-law distributions. *Acta Geophys.*, 61:1351–1394, 2013.
- [43] A. Corral and A. González. Power law distributions in geoscience revisited. *Earth Space Sci.*, 6(5):673–697, 2019.
- [44] A. Corral, I. Serra, and R. Ferrer-i-Cancho. Distinct flavors of Zipf's law and its maximum likelihood fitting: Rank-size and size-distribution representations. *Phys. Rev. E*, 102:052113, 2020.
- [45] A. Ben-Naim. Entropy and information theory: Uses and misuses. *Entropy*, 21(12), 2019.
- [46] D. Temperley. What's key for key? The Krumhansl-Schmuckler key-finding algorithm reconsidered. *Music Perception*, 17(1):65–100, 1999.
- [47] C. L. Krumhansl and L. L. Cuddy. A theory of tonal hierarchies in music. In M. Riess Jones, R. R. Fay, and A. N. Popper, editors, *Music Perception*, pages 51–87. Springer, New York, 2010.

APPENDIX I: TABLES

In this appendix we include the tables cited in the text. Table I contains the names of the 76 composers in the corpus, in chronological order. Table II provides the values of L and V (together with other relevant figures) for the 15 composers best represented (in terms of V) in the corpus. Table III yields the results of fitting Heaps' law to the values of V and L for the individual composers and for the individual pieces. The results for the composers without performing any transposition are also included, for the sake of comparison. Observe how the exponent α remains essentially the same. Table IV shows the top-5, medium-6, and bottom-5 composers regarding relative richness, entropy, and average filling. Table V gives the general details of the composers highlighted in the previous table.

TABLE I: Name of the 76 classical composers in the *Kunsterfuge* corpus analyzed in this paper. The order is chronological (established by the year of birth).

G. Dufay	J. Desprez	C. de Morales	G. P. da Palestrina
O. Lassus	W. Byrd	T. L. de Victoria	J. Dowland
C. Gesualdo	C. Monteverdi	G. Frescobaldi	S. Scheidt
J. J. Froberger	J.-H. d'Anglebert	J. B. Lully	D. Buxtehude
J. Pachelbel	F. Couperin	T. Albinoni	A. Vivaldi
G. P. Telemann	J.-F. Dandrieu	J.-P. Rameau	J. S. Bach
G. F. Händel	D. Scarlatti	D. Zipoli	J. Haydn
J. G. Albrechtsberger	M. Clementi	W. A. Mozart	L. van Beethoven
J. B. Cramer	N. Paganini	F. Schubert	H. Berlioz
F. Mendelssohn	F. Chopin	R. Schumann	F. Liszt
C.-V. Alkan	C. Franck	A. Bruckner	L. M. Gottschalk
J. Brahms	C. Saint-Saëns	A. Guilmant	G. Bizet
M. Mussorgsky	P. I. Tchaikovsky	A. Dvořák	E. Grieg
G. U. Fauré	L. Janáček	I. Albéniz	G. Mahler
C. Debussy	F. Busoni	E. Satie	S. Joplin
L. Godowsky	A. Scriabin	S. Rajmáninov	M. Reger
A. Schoenberg	M. Ravel	S. Karg-Elert	O. Respighi
N. Médtner	B. Bartók	Í. Stravinsky	S. Prokófiev
P. Hindemith	G. Gershwin	D. Shostakóvich	O. Messiaen

TABLE II: Length L in number of tokens and size of vocabulary V for the 15 composers that are best represented in the *Kunsterfuge* corpus (after transposition). Year of birth, year of death, and number of pieces (# pieces) are also included.

Composer	Birth	Death	L	V	# pieces
Johann Sebastian Bach	1685	1750	757,945	2630	2169
Joseph Haydn	1732	1809	401,162	2155	641
Wolfgang A. Mozart	1756	1791	504,386	2516	685
Ludwig van Beethoven	1770	1827	670,380	3146	638
Franz Schubert	1797	1828	292,007	2356	270
Frédéric Chopin	1810	1849	128,373	2947	220
Robert Schumann	1810	1856	103,432	2423	109
Franz Liszt	1811	1886	116,044	2739	136
Johannes Brahms	1833	1897	159,998	2612	148
Piotr I. Tchaikovsky	1840	1893	156,749	2748	252
Antonín Dvořák	1841	1904	110,855	2350	145
Gustav Mahler	1860	1911	43,877	3034	33
Claude Debussy	1862	1918	91,600	2728	194
Ferruccio Busoni	1866	1924	26,898	2370	42
Ígor Stravinsky	1882	1971	20,481	2443	39
All 76	1397	1992	5,131,159	4085	9489

TABLE III: Results of fitting a regression line to the scatter plot between $\log_{10} V$ and $\log_{10} L$, as $\log_{10} V = \log_{10} K + \alpha \log_{10} L$ (Heaps' law), with correlation coefficient ρ . The value of σ_c is also shown. Three cases are compared: composers with transposition (our main case of study), composers without transposition (for the sake of comparison), and individual pieces (for which transposition has no effect on L and V).

Dataset	α	$\log_{10} K$	ρ	σ_c
authors, transposed	0.35 ± 0.05	1.47	0.64	0.25
authors, no transposed	0.35 ± 0.05	1.53	0.67	0.23
pieces	0.659 ± 0.004	0.31	0.85	0.19

TABLE IV: Top-5, middle-6, and bottom-5 composers as ranked by relative richness R , entropy S , and average filling (F).

Rank by R	R	Rank by S	S (bits)	Rank by $\langle F \rangle$	$\langle F \rangle$
Hindemith	1.683	Stravinsky	9.945	Medtner	4.462
Rajmáninov	1.680	Mahler	9.914	Rajmáninov	4.316
Stravinsky	1.595	Rajmáninov	9.777	Stravinsky	4.314
Gershwin	1.530	Hindemith	9.746	Reger	4.285
Bartók	1.521	Gershwin	9.709	Gershwin	4.087
Grieg	0.212	Mendelssohn	8.265	Scheidt	3.277
Berlioz	0.150	Clementi	8.222	Gesualdo	3.266
Gottschalk	0.130	Schubert	8.190	Liszt	3.258
Satie	0.112	Cramer	8.065	Albrechtsberger	3.257
Paganini	0.057	Scarlatti	7.984	Fauré	3.256
Guilmant	0.016	Pachelbel	7.898	Dowland	3.255
Dufay	-1.663	Scheidt	6.169	Bizet	2.906
Desprez	-1.714	Morales	6.128	Messiaen	2.791
Palestrina	-2.087	Victoria	5.982	Lully	2.756
Morales	-2.277	Palestrina	5.938	Dufay	2.751
Victoria	-2.492	Lassus	5.803	Paganini	2.621

TABLE V: As Table II, but for the composers that appear in Table IV (and do not appear in the former), in chronological order. The horizontal line separates composers in the top-5, middle-6, and bottom-5 categories for relative richness and entropy (not for $\langle F \rangle$).

Composer	Birth	Death	L	V	# pieces
Guillaume Dufay	1397	1474	3008	190	10
Josquin Desprez	1450	1521	7118	250	32
Cristóbal de Morales	1500	1553	40,380	333	88
Giovanni P. da Palestrina	1525	1594	20,369	292	70
Orlande de Lassus	1532	1594	10,988	304	70
Tomás Luis de Victoria	1548	1611	113,162	423	333
John Dowland	1563	1626	12,376	372	61
Carlo Gesualdo	1566	1613	8347	396	37
Samuel Scheidt	1587	1654	3878	233	8
Jean-Baptiste Lully	1632	1687	17,917	477	107
Johann Pachelbel	1653	1706	48,081	892	182
Domenico Scarlatti	1685	1757	12,874	747	43
Johann Georg Albrechtsberger	1736	1809	4760	511	13
Muzio Clementi	1752	1832	41,458	1250	46
Johann Baptist Cramer	1771	1858	3949	657	29
Niccolò Paganini	1782	1840	7692	713	23
Hector Berlioz	1803	1869	9333	805	8
Felix Mendelssohn	1809	1847	48,262	1506	50
Louis Moreau Gottschalk	1829	1869	19,675	1035	36
Alexandre Guilmant	1837	1911	3397	522	11
Georges Bizet	1838	1875	12,955	783	21
Edvard Grieg	1843	1907	43,033	1430	30
Gabriel Urbain Fauré	1845	1924	49,608	1704	97
Erik Satie	1866	1925	14,179	913	47
Max Reger	1873	1916	12,205	1725	32
Serguéi Rajmáninov	1873	1943	13,783	2231	16
Nikolai Medtner	1880	1951	4653	1233	7
Béla Bartók	1881	1945	9203	1766	18
Paul Hindemith	1895	1963	10,626	2039	22
George Gershwin	1898	1937	9988	1827	12
Olivier Messiaen	1908	1992	4386	541	9

APPENDIX II: TRANSPOSITION PROCEDURE

The method we use for the analysis of the key is the Krumhansl-Schmuckler Key-Finding Algorithm [46]. This algorithm is based on the key profiles described in Ref. [37], which were obtained by empirical experiments where subjects rated how well each pitch fitted a prior context establishing a key. The values for the major key profile are 6.35, 2.23, 3.48, 2.33, 4.38, 4.09, 2.52, 5.19, 2.39, 3.66, 2.29 and 2.88, where the first number corresponds to the mean rating for the tonic of the key, the second to the next of the 12 tones in the chromatic scale, etc. The values for the minor key context are 6.33, 2.68, 3.52, 5.38, 2.60, 3.53, 2.54, 4.75, 3.98, 2.69, 3.34 and 3.17 [47].

The procedure of the algorithm to calculate the key of a piece is as follows:

1. Average, in terms of tokens, the discretized chroma

mas in the considered piece.

2. Calculate the Pearson linear correlation of the major key profiles with the average discretized chroma and all their circular shifts (12 values).
3. Repeat step 2 using the minor key profiles.
4. The transposition shift is the shift that maximizes the correlation from both steps 2 and 3.

The key is obtained directly from the transposition shift, with the following correspondence: $0 = C$, $1 = C\#/D\flat$, $2 = D$, $3 = D\#/E\flat$... For the *Kunstderfuge* corpus we find that the most common keys are G Major, C Major, and D minor, as shown in Fig. 6, whereas the least common are E \flat minor and B \flat minor.

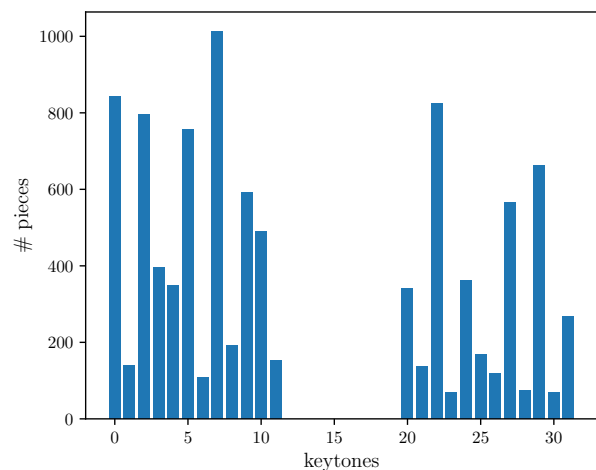


FIG. 6: Absolute abundance of each key in the corpus, counted in number of pieces, before transposition, obviously. Zero corresponds to C Major, one to C $\#/D\flat$ Major... up to B Major; 20 corresponds to C minor and so on.

We do not use the information about the key provided by the metadata in the MIDI file, as this seems to refer to the key signature rather than to the key. To check that the transposition is being done correctly, we verify that the most common codewords after transposition are *CEG*, *CFA*, *CEA*, *DGB*, and the empty codeword, corresponding to a silent beat. Table VI shows the top 10 codewords, in terms of absolute frequency, making clear how these can be related to chords or tonal functions that are common in C major or A minor. in C Major or A minor.

ACKNOWLEDGEMENTS

Some preliminary work of this project was done by I. Moreno-Sánchez, funded by the Collaborative Mathematics Project of the La Caixa Foundation. Also, sup-

TABLE VI: Ten most common codewords in the corpus (after transposition), in terms of number of tokens (absolute frequency).

Codeword	Chord	Frequency
100010010000	CEG I	257,252
100001000100	CFA IV	145,967
100010000100	CEA vi	119,734
001000010001	DGB V	105,361
000000000000		99,761
100010000000	CE I	86,179
100000000000	C I	78,009
001001000100	DFA ii	75,462
001001010001	DFGB V	70,802
000000010000	G V	58,966

port from projects FIS2015-71851-P and PGC-FIS2018-099629-B-I00 from Spanish MINECO and MICINN is acknowledged. M. S.-P.'s participation has been possible thanks to the Internship Program of the Centre de Recerca Matemàtica.

AUTHORS CONTRIBUTIONS

M. S.-P. wrote the code and analyzed the data, J. S. and A. C. supervised the results, all authors interpreted the results. A. C. wrote the first draft of the manuscript and all authors revised the manuscript.

COMPETING INTERESTS

The authors declare no competing interests.