

# The Value of Excess Supply in Spatial Matching Markets\*

Mohammad Akbarpour,<sup>†</sup> Yeganeh Alimohammadi,<sup>‡</sup>  
Shengwu Li,<sup>§</sup> Amin Saberi<sup>¶</sup>

April 8, 2021

## Abstract

We study dynamic matching in a spatial setting. Drivers are distributed at random on some interval. Riders arrive in some (possibly adversarial) order at randomly drawn points. The platform observes the location of the drivers, and can match newly arrived riders immediately, or can wait for more riders to arrive. Unmatched riders incur a waiting cost  $c$  per period. The platform can match riders and drivers, irrevocably. The cost of matching a driver to a rider is equal to the distance between them. We quantify the value of slightly increasing supply. We prove that when there are  $(1 + \epsilon)$  drivers per rider (for any  $\epsilon > 0$ ), the cost of matching returned by a simple greedy algorithm which pairs each arriving rider to the closest available driver is  $O(\log^3(n))$ , where  $n$  is the number of riders. On the other hand, with equal number of drivers and riders, even the *ex post* optimal matching does not have a cost less than  $\Theta(\sqrt{n})$ . Our results shed light on the important role of (small) excess supply in spatial matching markets.

**Keywords:** Matching, spatial, dynamic, ride-sharing, random walk.

**JEL Code:** D47.

---

\*We thank Nick Arnosti, Itai Ashlagi, Yash Kanoria, David Kreps, Paul Milgrom, and several seminar participants for helpful comments.

<sup>†</sup>Graduate School of Business, Stanford University. [mohamwad@stanford.edu](mailto:mohamwad@stanford.edu)

<sup>‡</sup>Department of Management Science and Engineering, Stanford University. [yeganeh@stanford.edu](mailto:yeganeh@stanford.edu)

<sup>§</sup>Department of Economics, Harvard University. [shengwu\\_li@fas.harvard.edu](mailto:shengwu_li@fas.harvard.edu)

<sup>¶</sup>Department of Management Science and Engineering, Stanford University. [saberi@stanford.edu](mailto:saberi@stanford.edu)

# 1 Introduction

In many real-world settings, we want to provide services when they are requested, by assigning nearby service providers. Examples of such ‘spatial’ matching problems include assigning drivers to riders in ride-hailing, assigning ambulances to medical emergencies, or (more figuratively) assigning workers to tasks that require varying skillsets. These situations can be described as *dynamic spatial matching problems*. They have two key features. First, requests arrive over time, and we are required to fulfil each request when it is made. Second, each request (‘rider’) and each provider (‘driver’) has a geographic location, and nearby drivers are better than distant drivers.

One natural approach to spatial matching problems is to first balance supply and demand, and then to optimize the matching between drivers and riders. The cost of hiring excess drivers is immediate and concrete, whereas the potential benefits are subtle and may depend on the matching algorithm. Moreover, in some jurisdictions, ride-hailing platforms face a penalty for having excess drivers, because they are required to pay higher wages when the utilization rate is low.<sup>1</sup>

In our model,  $n$  ‘drivers’ are uniformly distributed on the interval  $[0, \ell]$ , and  $n$  ‘riders’ arrive over time, also uniformly distributed. At any time, the platform match some driver to some rider, which removes both from the system. Each unmatched rider accrues a waiting cost  $c$  per unit time. We start by assuming that the platform is obliged to serve all riders, and wants to minimize the total cost, *i.e.* the total distance between riders and their matched drivers plus any waiting costs.

In this model, the optimal policy is potentially complex. It depends on the locations of all the remaining drivers and riders, the arrival process of riders, and also on what the platform knows about the future. Hence, as a tractable benchmark, suppose that the platform can perfectly predict the positions and the arrival times of the riders, and matches drivers to riders in such a way as to minimize the *ex post* total cost. This “omniscient” matching algorithm performs at least as well as any feasible algorithm. In particular, all drivers are present at the beginning, and the omniscient algorithm knows the optimal *ex post* matching. Thus, the omniscient algorithm matches every rider upon arrival and pays no waiting costs.

To quantify the potential gains from excess supply, we compare the performance of the omniscient algorithm in balanced and unbalanced markets. First, we prove that in a balanced market, with  $n$  riders and  $n$  drivers, the expected cost of this omniscient algorithm is  $\Theta(\ell\sqrt{n})$ .

---

<sup>1</sup>*New York City Considers New Pay Rules for Uber Drivers*, The New York Times, July 2 2018 and *Seattle Passes Minimum Pay Rate for Uber and Lyft Drivers*, The New York Times, September 29 2020.

Next, we consider an unbalanced market, with  $n$  riders and  $n(1 + \epsilon)$  drivers, for any positive constant  $\epsilon$ . We show that for any  $\epsilon > 0$ , adding  $\epsilon n$  drivers causes the expected cost of the omniscient algorithm to fall from  $\Theta(\ell\sqrt{n})$  to  $O(\ell)$ . Hence, unbalancedness can potentially generate stark reductions in cost; the *total* cost of the matching in an unbalanced market does not even rise with the market size  $n$ .

The omniscient benchmark is tractable but unrealistic. What if the platform cannot see the future or has limited computational power? How much of the gain from increasing supply can we realistically achieve? Consider the following greedy algorithm: Match each arriving rider to the nearest available driver. The greedy algorithm does not exploit (and does not require) information about future arrivals, and it does not take into account the positions of any drivers except the nearest. Moreover, suppose riders arrive in an *adversarial* order. We prove that the greedy algorithm with  $n(1 + \epsilon)$  drivers has an expected matching cost of  $O(\ell \log^3(n))$ . It substantially outperforms the expected cost of the omniscient algorithm with  $n$  drivers, and closes most of the gap to the omniscient algorithm with  $n(1 + \epsilon)$  drivers.

Next we investigate whether the difficulty of the balanced-market problem is caused by the requirement that the platform serve all riders, even those who are far away. We study a relaxed problem, in which the platform faces a balanced market but can leave a rider unmatched for a penalty  $\nu$ , which may depend on the market size  $n$ . Of course, the problem is trivial without a lower bound for  $\nu$ . For instance, if  $\nu < \ell n^{-\frac{1}{2}}$ , then for large  $n$ , the platform prefers matching no riders to matching every rider. Therefore, suppose instead that  $\nu \geq \ell n^{-\frac{1}{2} + \delta}$  for some positive constant  $\delta$ . We prove that the expected cost of the omniscient algorithm is  $\Omega(\ell n^\delta)$ . Hence, giving the platform the option to forego matching distant riders still leads to costs that are at least polynomial in  $n$ .

After presenting our theoretical results, we use simulations to investigate whether similar findings hold for small numbers of drivers and riders. To do so, we pose the following question: For a fixed number of riders  $n$ , how many excess drivers are needed in order for the greedy algorithm to beat the balanced-market omniscient algorithm? We find that for  $n = 25$ , having 1 excess driver and greedily matching riders has a lower total distance cost than the omniscient algorithm. For  $n = 100$ , 4 excess drivers are enough, and for  $n = 1000$ , and 13 excess drivers are enough.

Taken together, our results shed light on the importance of excess supply in spatial matching markets. Various real-world matching platforms have adopted policies with the goal of balancing supply and demand. For instance, Uber asserts in an explanatory video about

surge pricing that “the main focus is trying to bring balance to the marketplace.”<sup>2</sup> Similarly, Lyft states, “Dynamic pricing is the main technology that allows us to maintain market balance in real-time.”<sup>3</sup> Our results suggest that these maxims should not be taken too literally. Instead of exactly balancing supply and demand, mild excess supply can substantially improve performance, and even simple matching algorithms can realize these gains.

## 1.1 Related work

Online matching has a long history in theoretical computer science with many gems. [Karp et al. 1990](#) introduced the online bipartite matching problem. More than a decade later, and motivated by applications in online advertising, [Mehta et al. 2005](#) formulated the AdWords problem which has been studied extensively in its own right by [Devanur et al. 2013](#), [Manshadi et al. 2012](#), [Goel and Mehta 2008](#), [Mahdian et al. 2007](#), [Huang et al. 2020](#). There is also a surge of interest in online matching in economics. In particular, [Akbarpour et al. 2020a](#) studied a dynamic matching problem on stochastic networks, where agents arrive and depart over time and quantified the value of liquidity in such markets. [Baccara et al. 2020](#) studied optimal dynamic matching and thickness in a two-sided model. Moreover, online matching models have been applied to multiple domains, including kidney exchange [[Ünver 2010](#), [Ashlagi et al. 2013](#), [Anderson et al. 2015](#), [Ashlagi et al. 2019](#), [Akbarpour et al. 2020b](#)], housing markets [[Leshno 2019](#), [Bloch and Houy 2012](#), [Arnosti and Shi 2019](#)], and ride-sharing [[Özkan and Ward 2020](#), [Liu et al. 2019](#), [Castillo 2020](#)].

Online matching is also studied on metric spaces when the placement of the nodes and their arrivals are adversarial and the matching algorithm is deterministic in [Khuller et al. 1994](#), [Kalyanasundaram and Pruhs 1993](#), [Antoniadis et al. 2015](#), or randomized in [Meyerson et al. 2006](#), [Bansal et al. 2007](#), [Nayyar and Raghvendra 2017](#), as well as the case where the arrival and the position of the nodes are chosen from a known distribution by [Gupta et al. 2019](#). These results do not compare directly with the analysis of the current paper as they aim to find algorithms with the smallest competitive ratio, while we directly bound the cost of optimum matching as well as the cost of the solution of a particular (greedy) algorithm. In fact, from the point of view of competitive analysis, it was shown by [Kalyanasundaram and Pruhs 1991; 1993](#) that greedy can perform exponentially poorly in the worst case, and by [Gairing and Klimm 2019](#) it cannot perform better than  $\Omega(n^{0.292})$  with random arrivals.

---

<sup>2</sup><https://www.uber.com/us/en/marketplace/pricing/surge-pricing/>, accessed March 25 2021.

<sup>3</sup><https://eng.lyft.com/dynamic-pricing-to-sustain-marketplace-balance-1d23a8d1be90>, accessed March 25 2021.

Tong et al. 2016 studied greedy in an experimental point of view and observed that greedy performs better than most of the known algorithms. The result of our study will give theoretical support to this observation.

The most relevant line of studies from a technical perspective is the (empirical) optimal transport problem. There, the expected cost of the *ex post* optimal matching is studied in Euclidean spaces with uniform random points by Monvel and Martin 2002, Holroyd et al. 2020, Ajtai et al. 1984, Ambrosio et al. 2016, and Poisson point processes by Holroyd et al. 2020, Hoffman et al. 2006. Also, Frieze et al. 1990 study *non-bipartite* matching of  $2n$  uniform random points on  $[0, 1]$  and show that the cost of greedy is  $\Theta(\log(n))$ . The above results consider settings that correspond to balanced markets. To the best of our knowledge, our work is the first to give a constant bound on the *ex-post* optimal matching when the market is unbalanced.

Spatial models are used for studying ride-hailing and ride-sharing applications. In particular, Bimpikis et al. 2017, used such models to study spatial price discrimination and Besbes et al. 2019 for price optimization and its effect on demand and supply.

Finally, our results are reminiscent of the effects of the imbalance between two sides of the market in stable marriage problem with random preference Ashlagi et al. 2017, Pittel 2019, Kanoria et al. 2020 and metric preferences Abadi and Prabhakar 2017, except that we are interested in cost efficiency of matching rather than its stability. Also, tangential to our result is the work by Bulow and Klemperer 1996 on the effect of extra bidders in auctions.

## 2 Model and Main Results

### 2.1 Spatial setting and matching algorithms

Time passes in discrete periods. Let  $R = \{r_1, \dots, r_n\}$  and  $D = \{d_1, \dots, d_m\}$  be two sets of points chosen independently and uniformly at random on  $[0, \ell]$ , where  $\ell$  can be a function of  $n$  and  $m$ . We call  $R$  the set of riders and  $D$  the set of drivers. The uniform distribution is not essential for our results; in Section 2.4 we show our main results will not change if the location of drivers and riders is drawn from any distribution with appropriate continuity properties. Throughout the paper we assume  $m \geq n$ . We say we are in a *balanced market* when  $m = n$ , and in an *unbalanced market* when  $m > n$ .

At  $t = 0$ , platform observes the positions of the drivers. Then, an adversary, which knows all the positions of riders and drivers and the entire state of the matching algorithm, chooses

riders one by one and reveals their positions to the algorithm at times  $t = 1$  to  $t = n$ . Our main results continue to hold for stochastic arrivals (from a known or unknown distribution).

A matching  $M$  is a set of ordered pairs  $(r, d)$  such that  $r \in R$  and  $d \in D$ , and each rider or driver belongs to at most one pair in  $M$ . A matching algorithm takes as input the state of the system at time  $t$  (the location of all drivers, as well as riders who have arrived so far) and produces as output a (possibly empty) matching between drivers and riders who are in the market at time  $t$ . Each unmatched rider incurs a *waiting cost*  $c$  per unit of time. Matches are irrevocable.

The *distance cost* of matching a rider at position  $r$  with a driver at position  $d$  is equal to  $|r - d|$ . The cost of a matching algorithm  $ALG$ ,  $cost(ALG)$ , is equal to the sum over the distance costs of all the pairs plus any waiting cost that riders incur. The goal is to choose a matching to minimize the total cost.

We consider three matching algorithms:

- The *optimal* matching algorithm, knowing that the order of arrivals is adversarial, it takes as input the current location of all remaining drivers and the location of the newly arrived rider, and outputs a driver to be matched with the new rider. This algorithm is complex.
- The *omniscient* algorithm is a theoretical benchmark that performs *better* than optimal. It captures the idea that the planner can engage in acquiring costly information about the location of future riders' arrivals. This algorithm knows the locations and arrival times of all the riders in advance and matches them optimally when they arrive.
- The *greedy* matching algorithm matches each rider to the closest driver.

We denote the cost of omniscient and greedy algorithms by  $cost(OMN)$  and  $cost(Greedy)$ , respectively.

A few remarks about these algorithms worth pointing out. First, for a fixed set of riders and drivers, the omniscient algorithm has a lower cost than the optimal algorithm, which itself has a lower cost than the greedy.

Secondly, while the optimal algorithm is generally complex, the omniscient algorithm is

more tractable. In fact,  $cost(OMN)$  is the solution to the following integer program:

$$\begin{aligned}
& \text{minimize} && \sum_{i=1}^n \sum_{j=1}^m x_{(i,j)} |r_i - d_j| \\
& \text{s.t.} && \sum_{j=1}^m x_{(i,j)} = 1, \forall r_i \in R, \\
& && \sum_{i=1}^n x_{(i,j)} \leq 1, \forall d_j \in D, \\
& && x_{(i,j)} \in \{0, 1\}.
\end{aligned} \tag{2.1}$$

Importantly, the omniscient algorithm is “detail-free” in the sense that its performance is independent of waiting cost  $c$  and whether the arrival process of riders is random or adversarial. The reason is that the omniscient algorithm knows the optimal *ex post* matching, and as such matches each rider immediately upon arrival to its optimal *ex post* driver; as such, it incurs no waiting cost and performs equally well for any arrival process.

Similarly, the greedy algorithm incurs no waiting cost and thus its performance is independent of  $c$ . Nevertheless, unlike the omniscient, this algorithm is naïve and makes mistakes both *ex post* and *ex ante*. This is because greedy algorithm ignores that there are *externalities* involved with removing a driver in the system. [Figure 1](#) illustrates a simple example in which greedy makes an *ex post* mistake. Here, black circles are the drivers and  $r_1$  arrives before  $r_2$ . Greedy matches  $r_1$  to the driver on the right, whereas the omniscient matches  $r_1$  to the driver on the left, making  $r_1$  slightly worse off and  $r_2$  much better off.

Note that in the example of [Figure 1](#), a realistic matching algorithm could in principle wait for one period so that  $r_2$  arrives, and then choose the same matching as the omniscient. The total distance cost of such “patient” algorithm is same as the omniscient, but the algorithm incurs a waiting cost  $c$  because rider  $r_1$  is forced to wait for one period.<sup>4</sup>

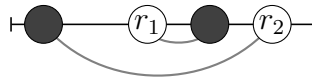


Figure 1: Greedy algorithm can perform much worse than the omniscient algorithm. Here, dark circles are drivers and white nodes are riders.  $r_1$  arrives before  $r_2$ . Greedy matches  $r_1$  to the right driver and  $r_2$  to the left, which is an *ex post* mistake.

Finally, the greedy algorithm has a ‘decentralized’ interpretation. Suppose there is no

---

<sup>4</sup>This is essentially the idea behind the algorithm used by Uber: <https://www.uber.com/us/en/marketplace/matching/>

central planner, riders arrive at the market one by one, and choose a driver to maximize their own utility. Since we assumed drivers are homogeneous except for their locations, a new rider will pick the closest driver, which is precisely what the greedy algorithm would do. As such, our analysis of the greedy algorithm is in effect analyzing a decentralized setting with selfish agents.

## 2.2 Sophisticated matching algorithms and the value of extra drivers

To quantify the value of raising the supply, we first compare the performance of omniscient matching algorithm in a balanced market to the performance of the omniscient algorithm in an unbalanced market—when there are  $n$  riders and  $m \geq n(1 + \epsilon)$  drivers.

We prove that the cost of the omniscient matching in the balanced market is  $\Theta(\ell\sqrt{n})$ , whereas if the market is unbalanced then the cost is  $O(\ell)$ . More precisely, we prove the following theorem:

**Theorem 2.1.** *Let  $R = \{r_1, \dots, r_n\}$  and  $D = \{d_1, \dots, d_m\}$  be two sets random points drawn independently from a uniform distribution on  $[0, \ell]$ . Then*

1. *In a balanced market, there exists  $C > 0$  such that for all  $n \geq 1$*

$$\mathbb{E}[\text{cost}(OMN)] \geq C\ell\sqrt{n}.$$

2. *In an unbalanced market where  $m \geq (1 + \epsilon)n$ , for some  $\epsilon > 0$ . Then, there exists some  $C_\epsilon > 0$  such that for all  $n \geq 4\epsilon^{-1}$*

$$\mathbb{E}[\text{cost}(OMN)] \leq C_\epsilon\ell.$$

*The expectation in both parts is over the randomness of  $R$  and  $D$  on the interval  $[0, \ell]$ .*

Hence, when we have access to computational power and perfect prediction of future arrivals, unbalancedness can generate stark reduction in costs: the cost in an unbalanced market is independent of  $n$ , whereas in a balanced market the cost grows at rate  $\sqrt{n}$ .

## 2.3 The greedy matching algorithm and the value of extra drivers

Omniscient algorithm is practically infeasible, since it can predict the entire future demand and has limited computational power. One may wonder whether increasing supply is highly



valuable only for omniscient. Putting differently, how much of the gain from increasing supply can we realistically achieve? To answer this question, we consider the greedy algorithm. This algorithm does not exploit (and does not require) information about future arrivals, and it does not take into account the positions of any driver except the nearest; it ignores the global ‘network’ structure of the system. In the following theorem, we prove that the greedy algorithm with  $(1 + \epsilon)n$  drivers has an expected matching cost of  $O(\ell \log^3(n))$ .

**Theorem 2.2.** *Consider an unbalanced market where  $m \geq (1 + \epsilon)n$ , for some  $\epsilon > 0$ . Then, there exists some  $C_\epsilon > 0$  such that for large enough  $n$*

$$\mathbb{E}[\text{cost}(\text{Greedy})] \leq C_\epsilon \ell \log^3(n),$$

where the expectation is over the randomness of  $R$  and  $D$  on the interval  $[0, \ell]$ .

This result shows that the naïve greedy algorithm with  $n(1 + \epsilon)$  drivers performs *much* better than the omniscient algorithm with  $n$  drivers, and not much worse than the omniscient algorithm with  $n(1 + \epsilon)$  drivers. Importantly, the bound for the greedy algorithm holds *even if riders arrive in an adversarial order*.

## 2.4 Matching for other distributions

So far we have assumed that riders and drivers are uniformly distributed, but our results yield corollaries for other distributions.

Suppose that riders and drivers are distributed independently and identically on the unit interval, with cumulative distribution function  $F : [0, 1] \rightarrow [0, 1]$ , satisfying  $F(0) = 0$  and  $F(1) = 1$ . Given a random variable  $x$  with CDF  $F$ , the random variable  $F(x)$  is uniformly distributed on  $[0, 1]$ . Let us define the normalized distance cost of matching rider  $r_i$  and driver  $d_j$  as  $|F(r_i) - F(d_j)|$ , and let  $\text{cost}_F(\cdot)$  be the total cost of an algorithm when distance is measured with normalized cost.

**Corollary 2.3.** *If  $F$  is Lipschitz-continuous, then in a balanced market, there exists  $C > 0$  such that for all  $n \geq 1$*

$$\mathbb{E}[\text{cost}(\text{OMN})] \geq C\sqrt{n}.$$

*Proof.* Let  $\text{OMN}_F$  be the omniscient algorithm that minimizes the *ex post* normalized cost. By Theorem 2.1, there exists  $C' > 0$  such that for all  $n \geq 1$ ,

$$C'\sqrt{n} \leq \mathbb{E}[\text{cost}_F(\text{OMN}_F)] \leq \mathbb{E}[\text{cost}_F(\text{OMN})] \tag{2.2}$$

Let  $\alpha$  be the Lipschitz constant of  $F$ . For any pair  $(r_i, d_j)$ , we have  $|F(r_i) - F(d_j)| \leq \alpha|r_i - d_j|$ . Hence,

$$\mathbb{E}[\text{cost}_F(OMN)] \leq \alpha \mathbb{E}[\text{cost}(OMN)]. \quad (2.3)$$

Combining Equations 2.2 and 2.3 completes the proof.  $\square$

Let the normalized location of rider  $r_i$  be  $F(r_i)$ , and similarly for drivers. Let  $\text{Greedy}_F$  be the Greedy algorithm but with the normalized locations as inputs.

**Corollary 2.4.** *If  $F^{-1}$  is Lipschitz continuous, then for any an unbalanced market where  $m \geq (1 + \epsilon)n$ , for some  $\epsilon > 0$ , there exists some  $C_\epsilon > 0$  such that for large enough  $n$*

$$\mathbb{E}[\text{cost}(\text{Greedy}_F)] \leq C_\epsilon \log^3(n).$$

*Proof.* Let  $\alpha$  be the Lipschitz constant of  $F^{-1}$ . For any pair  $(r_i, d_j)$ , we have

$$|r_i - d_j| = |F^{-1}(F(r_i)) - F^{-1}(F(d_j))| \leq \alpha|F(r_i) - F(d_j)|.$$

Hence, we have that

$$\mathbb{E}[\text{cost}(\text{Greedy}_F)] \leq \alpha \mathbb{E}[\text{cost}_F(\text{Greedy}_F)]. \quad (2.4)$$

Moreover, by Theorem 2.2, there exists  $C'_\epsilon > 0$  such that

$$\mathbb{E}[\text{cost}_F(\text{Greedy}_F)] \leq C'_\epsilon \log^3(n). \quad (2.5)$$

Combining Equations 2.4 and 2.5 completes the proof.  $\square$

## 2.5 What if we can ignore some (far away) riders?

Finally, we investigate whether the difficulty of the balanced-market problem is caused by the requirement that the platform serves all riders, even those who are far away. We study a relaxed problem, in which the platform can leave a rider unmatched at a penalty  $\nu$ . We allow  $\nu$  to depend on the market size  $n$ . First note that without a lower bound for  $\nu$ , the problem is trivial. For instance, if  $\nu = \frac{\ell}{n}$ , the the platform will choose to match no rider, and pay a cost  $n\frac{\ell}{n} = \ell$ . In fact, for any  $\nu < \frac{\ell}{n^{1/2}}$  and for large  $n$ , the platform prefers matching *no* riders to matching *every* rider. To exclude such trivial cases, we assume instead that  $\nu \geq \frac{\ell}{n^{1/2-\delta}}$  for some  $\delta > 0$ . With this, the cost of the optimal matching is given by the

following integer programming:

$$\begin{aligned}
& \text{minimize} && \sum_{i=1}^n \sum_{j=1}^m x_{(i,j)} |r_i - d_j| + \sum_{i=1}^n \nu (1 - \sum_{j=1}^m x_{(i,j)}) \\
& \text{s.t.} && \sum_{j=1}^m x_{(i,j)} \leq 1, \forall r_i \in R \\
& && \sum_{i=1}^n x_{(i,j)} \leq 1, \forall d_j \in D, \\
& && x_{(i,j)} \in \{0, 1\}.
\end{aligned} \tag{2.6}$$

Here for each rider  $r_i$ , the value of  $(1 - \sum_{j=1}^m x_{ij})$  shows whether this rider is matched or not. We call  $M^*$ , the matching corresponding to the solution of (2.6), as *the minimum matching with penalty*. The next theorem then proves that the expected cost of the omniscient matching is  $\Omega(n^\delta)$ .

**Theorem 2.5.** *Given integers  $n \geq 0$  and  $\ell$ , let  $R = \{r_1, \dots, r_n\}$  and  $D = \{d_1, \dots, d_n\}$  be two sets random points drawn independently from a uniform distribution on  $[0, \ell]$ . Then for  $M^*$ , the minimum cost matching with penalty,*

1. *If  $\nu \geq \ell$  then there exist  $C_1, C_2 > 0$  such that for all  $n \geq 1$*

$$C_1 \ell \sqrt{n} \geq \mathbb{E}[\text{cost}(M^*)] \geq C_2 \ell \sqrt{n}.$$

2. *If  $\nu \geq \frac{\ell}{n^{1/2-\delta}}$  for some  $\delta > 0$  then there exists a constant  $C > 0$  such that for large enough  $n$  we have*

$$\mathbb{E}[\text{cost}(M^*)] \geq C \ell n^\delta.$$

*The expectation in both parts is over the randomness of  $R$  and  $D$  on the interval  $[0, \ell]$ .*

Hence, giving the platform the option to forego matching distant riders still leads to costs that are at least polynomial in  $n$ .

Note that by setting  $\nu = \ell$  the cost of the minimum matching with and without penalty are the same, because the penalty of not matching a rider is more than the cost of matching to some driver within distance  $\ell$ .

## 2.6 Experiments

One may suspect that our theoretical results hold only in the limit as  $n$  gets very large, and wonders whether they continue to hold in small markets. To address this issue, we run simulations and compare omniscient and greedy matching algorithms. In particular, we ask: in a unit interval and for a given number of riders, how many extra drivers are needed for the greedy to beat the omniscient algorithm?

Figure 2 depicts, for a given number of drivers, the percentage of extra drivers required by the greedy to beat the omniscient in the balanced market. As it is clear, the percentage is decreasing as the market gets larger, but it is small even for small markets. For instance, for  $n = 25$ , having 1 excess driver and greedily matching riders has a lower total distance cost than the omniscient algorithm. For  $n = 100$ , 4 excess drivers are enough, and for  $n = 1000$ , and 13 excess drivers are enough.

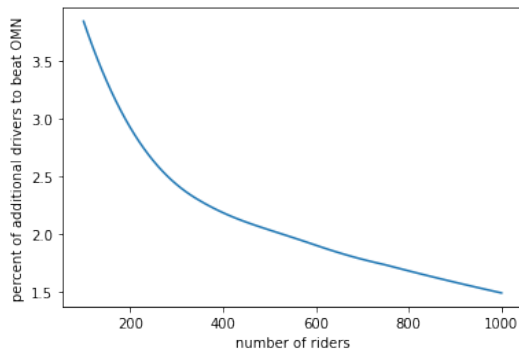


Figure 2: Additional percentage of drivers required for greedy to outperform omniscient.

## 3 The Unbalanced Market with More Drivers

This section is on the analysis of the unbalanced market. The key tool is to represent a sequence of drivers and riders with a random walk, as discussed in Section 3.1. Then in Section 3.2 we describe the relation of the cost of omniscient algorithm and the random walk to prove Theorem 2.1 Part 2. Finally, Section 3.3 is on the analysis of the greedy algorithm and the proof of Theorem 2.2.

### 3.1 A random walk representation

By representing the sequence of riders and drivers with a random walk, we show that it is possible to divide  $[0, \ell]$  into  $m - n + 1$  (random) sub-intervals, which we refer to as *slices*, such that:

- i There are more drivers than riders in each slice.
- ii The total number of riders and drivers in each slice decays exponentially fast.

Given the sets of riders  $R = \{r_1, \dots, r_n\}$  and drivers  $D = \{d_1, \dots, d_m\}$ , consider the walk  $W : [0, \ell] \rightarrow \mathbb{Z}$ , such that  $W(0) = 0$  and for each  $y > x$ ,

$$W(y) - W(x) = |D \cap [x, y]| - |R \cap [x, y]|. \quad (3.1)$$

Define the *exit time*  $\gamma_i$ , as the last time the walk hits  $i$ , i.e.,

$$\gamma_i = \sup_{t \geq 0} \{t : W(t) - W(0) \leq i\}. \quad (3.2)$$

Observe that  $W(\ell) - W(0) = m - n$ . So, there are in total  $m - n + 1$  exit times for each  $i \in \{0, 1, \dots, m - n\}$ , where  $\gamma_{m-n} = \ell$ . Consider the set of slices  $[0, \gamma_0], [\gamma_0, \gamma_1], \dots, [\gamma_{m-n-1}, \gamma_{m-n}]$ . By definition, in each slice  $[\gamma_{i-1}, \gamma_i]$ , the number of drivers is one more than the number of riders, and hence condition **i** is satisfied. So, it remains to prove condition **ii**.

We say  $W$  *hops up* at  $x$  if  $x \in D$  and *hops down* if  $x \in R$ . Let the random variable  $H_T$  show the number of hops in  $[0, T]$ ,

$$H_T = |\{x \leq T : x \in R \text{ or } x \in D\}|. \quad (3.3)$$

Also, define

$$\begin{aligned} \hat{H}_0 &= H_{\gamma_0}, \\ \hat{H}_i &= H_{\gamma_i} - H_{\gamma_{i-1}} - 1, \quad \text{for } 0 \leq i \leq m - n + 1. \end{aligned} \quad (3.4)$$

For condition **ii**, we need to study the distribution of  $\hat{H}_i$ s, since there are  $\frac{\hat{H}_i}{2}$  riders and  $\frac{\hat{H}_i}{2} + 1$  drivers in  $[\gamma_{i-1}, \gamma_i]$ .

Consider a random walk that independently at each step hops up with probability  $\frac{m}{n+m} = \frac{1+\epsilon}{2+\epsilon}$  or down with probability  $\frac{1}{2+\epsilon}$ . For such a walk, it is known that the number of hops between two consecutive exit times are independent and their expected values are bounded

by a constant [Bertoin and Doney 1996](#), [Janson 1986](#). In our case, eventhough the probability of hopping up and down changes over time for the walk  $W$ , it is still possible to find the distribution of  $\hat{H}_i$ s and upper bound them.

**Lemma 3.1.** *Let  $R$  and  $D$  be as in [Theorem 2.1](#), and let  $\hat{H}_i$  be defined as in [\(3.4\)](#). Then*

1. For  $i = 0$

$$\mathbb{P}(\hat{H}_0 = 2k) = \frac{m - n}{m + n - 2k} \frac{\binom{2k}{k} \binom{m+n-2k}{n-k}}{\binom{m+n}{n}}.$$

2. For  $i \geq 1$

$$\mathbb{P}(\hat{H}_i = 2k) = \frac{\binom{2k}{k} \binom{m+n-2k}{n-k}}{k+1 \binom{m+n}{n}},$$

3. If  $m \geq (1 + \epsilon)n$ , and  $n \geq 4\epsilon^{-1}$  then for small enough  $\epsilon > 0$ , there exists some  $C > 0$  such that for all  $i \geq 1$  and  $k \leq n$ ,

$$\mathbb{P}(\hat{H}_i = 2k) \leq \frac{C}{k\sqrt{k}} \left(1 - \frac{\epsilon^2}{18}\right)^k,$$

and for  $i = 0$ ,

$$\mathbb{P}(\hat{H}_0 = 2k) \leq \frac{C}{\sqrt{k}} \left(1 - \frac{\epsilon^2}{18}\right)^k.$$

*Proof.* We begin by proving Part 1. The first step is to represents the hops on the walk  $W$  with a lattice path,  $P$ , from  $(0, 0)$  to  $(n + m, m - n)$ . Starting from  $P = (0, 0)$  on the lattice and  $x = 0$  on the interval  $[0, \ell]$ , keep increasing  $x$  and updating  $P$  on the lattice as follows. Whenever there is a hop up ( $x \in D$ ) add  $(1, 1)$  to the current position  $P$ , and whenever there is a hop down ( $x \in R$ ) add  $(1, -1)$  to  $P$  (see [Figure 3a](#) and [Figure 3b](#)). Note that if there are  $h_u$  hop ups and  $h_d$  hop downs in  $[0, h]$  then when  $x = h$  the lattice path is at  $P = (h_u + h_d, h_u - h_d)$ . In particular, at the end of the process  $x = \ell$  and  $P = (n + m, m - n)$ .

By counting the corresponding lattice paths, we find the distribution of  $\hat{H}_0$ . Observe that there are equal number of drivers and riders in  $[0, \gamma_0]$ . So, if  $\hat{H}_0 = 2k$ , then the first part of  $P$  is from  $(0, 0)$  to  $(2k, 0)$ , and as a result, it can be formed in  $\binom{2k}{k}$  different ways. Since for all  $x \geq \gamma_0$  we have  $W(x) - W(\gamma_0) > 0$ , the second part of the lattice path, which is from  $(2k, 0)$  to  $(m + n, m - n)$ , should not touch level zero, where by level  $i$  we mean the line  $y = i$  on the plane. By [Kern and Walter 1978](#), the number of such lattice paths from

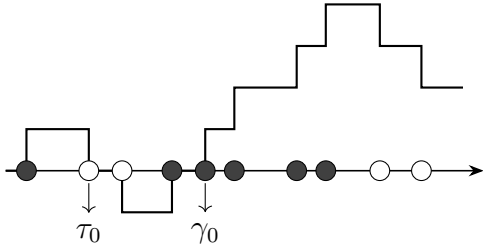


Figure 3.A: The walk  $W$  hops up with any driver (dark node) and hops down with any rider (white node). Also, compare the last exit time  $\gamma_0$  with the first return time  $\tau_0$  (see (3.2) and (4.1)).

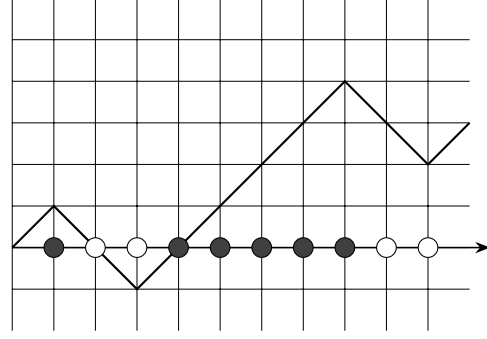


Figure 3.B: The lattice path  $P$  moves  $\nearrow$  with any driver (dark node) and it moves  $\nwarrow$  with any rider (white node). Note the lattice path is identified with ordering of riders and drivers and not their exact location.

$(0, 0)$  to  $(a + b, a - b)$  (with  $a \geq b$ ) is

$$\frac{a - b}{a + b} \binom{a + b}{b}. \quad (3.5)$$

In our case  $a = m - k$  and  $b = n - k$ , and there are  $\frac{m-n}{m+n-2k} \binom{m+n-2k}{n-k}$  ways to complete the path from  $(2k, 0)$  to  $(m + n, m - n)$  such that it never touches level zero. Since the total number of paths is  $\binom{m+n}{n}$ , we get

$$\mathbb{P}(\hat{H}_0 = 2k) = \frac{m - n}{m + n - 2k} \binom{m + n - 2k}{n - k} \frac{\binom{2k}{k}}{\binom{m+n}{n}}.$$

Likewise, we use a path counting argument to find the probability of the event  $\hat{H}_i = 2k$  for Part 2. Divide the lattice path  $P$  into three parts corresponding to the intervals  $[0, \gamma_{i-1}]$ ,  $[\gamma_{i-1}, \gamma_i]$  and  $[\gamma_i, \ell]$ . The first path,  $P_0$ , starts at  $(0, 0)$  and ends at  $o_{i-1} = (H_{\gamma_{i-1}}, i - 1)$ . The reason is that the interval  $[0, \gamma_{i-1}]$  contains  $H_{\gamma_{i-1}}$  total hops, and by the exit time  $\gamma_{i-1}$  we see  $i - 1$  more hop ups than hop downs. Recall that if  $\hat{H}_i = 2k$ , then there are  $k + 1$  hop ups and  $k$  hop downs in  $[\gamma_{i-1}, \gamma_i]$ . Therefore, the second path,  $P_1$ , starts at  $o_{i-1}$  and ends at  $o_i = o_{i-1} + (2k + 1, 1)$ . Finally,  $P_2$  is from  $o_i$  to  $(m + n, m - n)$ . Since  $\gamma_i$  is the  $i^{\text{th}}$  exit time, the lattice path  $P_1$  never crosses level  $i$ . So, by plugging in  $a = k + 1$  and  $b = k$  in (3.5), we see that the number of such paths from  $o_{i-1}$  to  $o_i$  is  $\frac{\binom{2k+1}{k}}{k+1}$ .

Next, we contract  $P_1$  and count the number of paths  $P_0$  and  $P_2$  together. Let  $P.(o_{i-1}, o_i)$  be the lattice path formed by removing  $P_1$  from  $P$ , and instead starting the path  $P_2$  at the

point  $o_{i-1}$ . Then  $P(o_{i-1}, o_i)$  is a path from  $o = (0, 0)$  to  $f = (m + n - 2k - 1, m - n - 1)$ . Now, given any path  $Q$  from  $o$  to  $f$ , we claim that there is a unique way to insert the path  $P_1$  back into  $Q$  such that  $P_1$  corresponds to the hops between  $(i - 1)^{th}$  and  $i^{th}$  exit times. In fact, find the last intersection of  $Q$  with level  $i - 1$ , and let  $Q_0$  and  $Q_1$  be the part of  $Q$  before and after the intersection, respectively. Since we want  $P_1$  to correspond to the hops between  $(i - 1)^{th}$  and  $i^{th}$  exit times, it needs to appear right after  $Q_1$ . So, add back  $P_1$  at the intersection, i.e., consider the path  $P'$  that starts with  $Q_0$  and then continues with  $P_1$  and  $Q_1$ , in this order. Recall that  $Q_1$  starts at level  $i - 1$  in  $Q$  and it never crosses level  $i - 1$ . Therefore, the part of  $P'$  after  $P_1$ , never crosses level  $i$ . Hence,  $P_1$  corresponds to the hops between levels  $i - 1$  and  $i$  in  $P'$ .

As a result of the above arguments, if we fix  $P_1$ , then there is a one to one correspondence between paths from  $(0, 0)$  to  $(m + n - 2k - 1, m - n - 1)$  and paths from  $(0, 0)$  to  $(n + m, m - n)$  such that  $P_1$  appears between levels  $(i - 1)^{th}$  and  $i^{th}$ . Therefore,

$$\mathbb{P}(H_i = 2k) = \frac{\binom{2k}{k}}{k + 1} \frac{\binom{m+n-2k-1}{n-k}}{\binom{m+n}{n}}.$$

It remains to prove Part 3. By Stirling's approximation, there exists constants  $C > C' > 0$  such that for all  $k$ , we have  $C' \frac{2^{2k}}{\sqrt{k}} \leq \binom{2k}{k} \leq C \frac{2^{2k}}{\sqrt{k}}$ . So, we bound the following

$$\begin{aligned} 2^{2k} \frac{\binom{m+n-2k}{n-k}}{\binom{m+n}{n}} &= \frac{m-k}{m+n-2k} \prod_{i=1}^k \left(1 - \frac{m-n-1}{m+n-2k+2i-1}\right) \left(1 + \frac{m-n}{m+n-2k+2i}\right) \\ &\leq \prod_{i=1}^k \left(1 - \frac{(m-n-1)(m-n)}{2(m+n-2k+2i-1)(m+n-2k+2i)}\right), \end{aligned}$$

where in the last inequality we used the fact that  $(m-n-1)^2 \geq 4(n-k+i)$ . Recall that  $m-n \geq \epsilon n$ . Then for any  $i$  and  $\epsilon < 1$ ,

$$\frac{m-n-1}{m+n-2k+2i-1} \frac{m-n}{m+n-2k+2i} \geq \frac{(m-n)^2}{(m+n)^2} \geq \frac{\epsilon^2}{18}.$$

Combining this with the previous inequalities,

$$2^{2k} \frac{\binom{m+n-2k}{n-k}}{\binom{m+n}{n}} \leq \left(1 - \frac{\epsilon^2}{18}\right)^k. \quad (3.6)$$



Therefore, by Part 2, for  $i \geq 1$ ,

$$\mathbb{P}(H_i = 2k) = \frac{\binom{2k}{k} \binom{m+n-2k}{n-k}}{k+1 \binom{m+n}{n}} \leq \frac{C}{\sqrt{k}(k+1)} \left(1 - \frac{\epsilon^2}{18}\right)^k,$$

and by Part 1, for  $i = 0$ ,

$$\mathbb{P}(H_0 = 2k) = \binom{2k}{k} \frac{m-n}{m+n-2k} \frac{\binom{m+n-2k}{n-k}}{\binom{m+n}{n}} \leq \frac{C}{\sqrt{k}} \left(1 - \frac{\epsilon^2}{18}\right)^k.$$

□

We would like to point out that a weaker version of the above lemma could be proved without path counting, and instead using Chernoff bound and the negative association of a random permutation of hop ups and hop downs. However, the Chernoff bound argument leads to a poly-logarithmic bound (in terms of  $n$ ) and will not allow us to give a constant upper bound on the cost of omniscient. In Section 3.2, we directly use the distribution of  $\hat{H}_i$  as stated to give a constant bound.

Next, as a corollary of Lemma 3.1, we show that the number of hops in each slice is with high probability  $O(\log(n))$ . In Section Section 3.3, we will use this observation to bound the cost of the greedy algorithm.

**Corollary 3.2.** *Let  $R$  and  $D$  be as in Theorem 2.1, where for some  $\epsilon > 0$  we have  $m \geq (1 + \epsilon)n$ . Recall the definition of  $\hat{H}_i$  from (3.4). Then there exists some  $\alpha > 0$  such that*

$$\mathbb{P}\left(\max_{0 \leq i \leq m-n+1} \hat{H}_i \geq \alpha \log n\right) \leq \frac{1}{n}.$$

*Proof.* By Part 3 of Lemma 3.1 there exists some  $C > 0$  such that for any  $i \geq 0$

$$\mathbb{P}(\hat{H}_i \geq \alpha \log n) \leq \sum_{k \geq \alpha \log n} \frac{C}{\sqrt{k}} \left(1 - \frac{\epsilon^2}{18}\right)^k.$$

Let  $\alpha = \lceil \frac{-3}{\ln(1-\epsilon^2/18)} \rceil$ , then

$$\begin{aligned} \mathbb{P}(\hat{H}_i \geq \alpha \log n) &\leq \sum_{k \geq \alpha \log n} \frac{C}{\sqrt{k}} e^{k \ln(1-\epsilon^2/18)} \\ &\leq \sum_{k \geq \alpha \log n} \frac{1}{\sqrt{k}} e^{-3 \ln(n)} \leq \sum_{k \geq \alpha \log n} n^{-3} \leq n^{-2}. \end{aligned}$$

Now by a union bound we get the result.  $\square$

Finally, we want to point out that the walk representation has been studied before by [Holroyd 2011](#), [Holroyd et al. 2020](#) for matching Poisson point processes in metric spaces, however, their result is on Poisson processes with the same intensity (equivalent to balanced markets). Our belief is that this technique has its novelty that has not been used to a great extent in the literature.

## 3.2 Analysis of the omniscient algorithm

In order to bound the cost of omniscient, first, recall the definition of  $\gamma_i$  from (3.2) and the fact that each slice  $[\gamma_i, \gamma_{i+1}]$  contains more drivers than riders. A simple upper bound on the cost of omniscient can be obtained by pairing all riders and driver within the same slice. Define

$$\begin{aligned}\hat{\tau}_0 &= \gamma_0, \\ \hat{\tau}_i &= \gamma_i - \gamma_{i-1}, \quad \text{for } 0 \leq i \leq m - n + 1.\end{aligned}\tag{3.7}$$

Then the cost of matching riders and drivers in the same slice is at most  $\sum_{i=0}^{m-n+1} \hat{H}_i \hat{\tau}_i$ , which we will prove in the next result is bounded by a constant factor of the length of the interval.

**Lemma 3.3.** *Let  $R$  and  $D$  be as in Theorem 2.1. Let  $\hat{\tau}_i$  and  $\hat{H}_i$  be defined as in (3.7) and (3.4). If  $m \geq (1 + \epsilon)n$  for some  $\epsilon > 0$ , then there exists  $C_\epsilon > 0$  such that*

$$\mathbb{E}\left[\sum_{i=0}^{m-n+1} \hat{H}_i \hat{\tau}_i\right] \leq C_\epsilon \ell.$$

*Proof.* Given  $j \geq i$ , it is a well-known fact that the distance between  $i^{\text{th}}$  and  $j^{\text{th}}$  order statistics of  $n+m$  independent uniform samples on  $[0, 1]$  is distributed as  $Beta(j-i, n+m+1-(j-i))$  with mean  $\frac{j-i}{m+n+1}$  (e.g., see [Pitman 1999](#)). Note that  $\hat{\tau}_i$  is the distance between  $H_{\gamma_{i-1}}^{\text{th}}$  and  $H_{\gamma_i}^{\text{th}}$  order statistics. Since the length of a segment between consecutive hops does not depend on whether it is a hop up or a hop down, we can condition on the number of hops in  $[\gamma_{i-1}, \gamma_i]$  to find the expected length of  $\hat{\tau}_i$ . Therefore,

$$\mathbb{E}[\hat{\tau}_i | \hat{H}_i = 2k] = \mathbb{E}[\hat{\tau}_i | H_{\gamma_i} - H_{\gamma_{i-1}} = 2k + 1] = \frac{(2k + 1)\ell}{m + n + 1},$$

where the factor  $\ell$  comes from scaling the interval  $[0, 1]$  to  $[0, \ell]$ .

With this observation and Part 3 of Lemma 3.1, for  $i \geq 1$  we get,

$$\begin{aligned}\mathbb{E}[\hat{H}_i \hat{\tau}_i] &= \sum_{k=0}^n 2k \mathbb{P}(\hat{H}_i = 2k) \mathbb{E}[\tau_i | \hat{H}_i = 2k] \\ &= \sum_{k=0}^n \frac{2k(2k+1)\ell}{n+m+1} \mathbb{P}(\hat{H}_i = 2k) \\ &\leq \frac{C\ell}{n+m+1} \sum_{k=0}^n \sqrt{k} \left(1 - \frac{\epsilon^2}{18}\right)^k.\end{aligned}$$

Similarly, for  $i = 0$ ,

$$\mathbb{E}[\hat{H}_0 \hat{\tau}_0] \leq \frac{C\ell}{n+m+1} \sum_{k=0}^n k \left(1 - \frac{\epsilon^2}{18}\right)^k.$$

For any  $q \in (0, 1)$ , it is known that  $\sum_{k=1}^{\infty} k(1-q)^k = \frac{1-q}{q^2}$ . Therefore, for some  $C' > 0$  and all  $i \geq 0$  we get

$$\begin{aligned}\mathbb{E}[\hat{H}_i \hat{\tau}_i] &\leq \frac{C\ell}{n+m+1} \sum_{k=0}^n k \left(1 - \frac{\epsilon^2}{18}\right)^k \\ &\leq \frac{\epsilon^{-4} C' \ell}{n+m+1}.\end{aligned}$$

As a result,

$$\sum_{i=0}^{m-n+1} \mathbb{E}[\hat{H}_i \hat{\tau}_i] \leq C' \epsilon^{-4} \ell.$$

□

Now, we are ready to finish the proof of Part 2 of Theorem 2.1.

*Proof of Theorem 2.1, Part 2.* Given an instance of  $R$  and  $D$ , construct the walk  $W$  as in (3.1). Recall the definition of  $\gamma_i$  from (3.2) and slices  $[0, \gamma_0], [\gamma_0, \gamma_1], \dots, [\gamma_{m-n-1}, \gamma_{m-n}]$ . By definition, there are  $1 + \hat{H}_i/2$  drivers and  $\hat{H}_i/2$  riders in the slice  $[\gamma_{i-1}, \gamma_i]$  for  $i \geq 1$ . Also, there are equal number of riders and drivers in  $[0, \gamma_0]$ . Therefore, there exists a matching  $M_\gamma$  such that for each pair  $(r, d) \in M_\gamma$  both  $r$  and  $d$  appear in the same slice. Then

$$\text{cost}(M_\gamma) \leq \sum_{i=0}^{m-n} \hat{H}_i (\gamma_i - \gamma_{i-1}).$$

As a result, if  $OMN$  is the minimum cost matching,

$$\begin{aligned} \mathbb{E}[\text{cost}(OMN)] &\leq \mathbb{E}[\text{cost}(M_\gamma)] \\ &\leq \mathbb{E}\left[\sum_{i=0}^{m-n} \hat{H}_i(\gamma_i - \gamma_{i-1})\right]. \end{aligned}$$

Now, by Lemma 3.3 we get the desired result.  $\square$

### 3.3 Analysis of greedy

We continue with studying the unbalanced market, where the position of riders are revealed in an online fashion. We formalize the online matching model and then give an upper bound on the cost of the greedy algorithm.

In the adversarial online matching model, initially, the algorithm has access to the set of drivers  $D$ . At each step, an adversary, with full information of the state of the algorithm, chooses a rider  $r \in R$  and passes its location to the algorithm. The algorithm has one chance to match  $r$ , irrevocably. The most straightforward way to match riders, as stated in Algorithm 1, is greedy: match the arriving rider to the closest unmatched driver.

---

**ALGORITHM 1:** Greedy

---

**Input:**  $D = \{d_1, \dots, d_m\}$ .

$M = \emptyset$

**while** a new rider  $r$  arrives **do**

$d^*$  = the closest unmatched driver to  $r$

$M = M \cup (r, d^*)$

**end**

return  $M$

---

The rest of the section is on the proof of Theorem 2.2. Our proof is based on showing a stronger result: with high probability, greedy matches each rider to one of the  $O(\log^2(n))$  closest drivers. The following observation shows that such a driver will not be too far.

**Proposition 3.4.** *Given a set of uniform random points  $d_{(1)} \leq d_{(2)} \leq \dots \leq d_{(m)}$  on  $[0, \ell]$ , then*

$$\mathbb{P}\left(\max_{1 \leq i \leq m} (d_{(i)} - d_{(i-1)}) \geq 2 \frac{\ell \log(m)}{m}\right) \leq \frac{1}{m}.$$

*Proof.* We prove it for  $\ell = 1$ , then scaling all the points by  $\ell$  gives the desired statement. For simplicity, let  $d_{(0)} = 0$  and  $d_{(m+1)} = 1$ . For order statistics of  $m$  standard uniform random

points, it is known that  $d_{(i)} - d_{(i-1)} \sim \text{Beta}(1, m)$  (see e.g., [Pitman 1999](#)). Then for each  $m + 1 \geq i \geq 1$

$$\mathbb{P}(d_{(i)} - d_{(i-1)} \geq t) \leq (1 - t)^m.$$

Therefore, by a union bound

$$\mathbb{P}(\max_i (d_{(i)} - d_{(i-1)}) \geq 2 \frac{\log(m)}{m}) \leq m(1 - 2 \frac{\log(m)}{m})^m \leq \frac{1}{m}.$$

□

*Proof of Theorem 2.2.* Recall the definition of  $\gamma_i$  from (3.2), which partition the interval  $[0, \ell]$  into slices  $\Gamma = \{[0, \gamma_0], [\gamma_0, \gamma_1], \dots, [\gamma_{m-n-1}, \gamma_{m-n}]\}$ . The main idea of the proof is to show that any rider is matched to a driver within  $O(\log n)$  slices away from it.

By Corollary 3.2, we know there exists some  $\alpha > 0$  such that  $\mathbb{P}(\max_{0 \leq i \leq m-n+1} \hat{H}_i \geq \alpha \log n) \leq \frac{1}{n}$ , where  $\hat{H}_i$  was defined in (3.4). Define the event

$$\mathcal{A}_1 = \{R \cup D : \max_{0 \leq i \leq m-n+1} \hat{H}_i \leq \alpha \log n\},$$

which indicates that each slice contains at most  $\alpha \log(n)$  drivers. Also, let

$$\mathcal{A}_2 = \{D : \max_{1 \leq i \leq m} (d_{(i)} - d_{(i-1)}) \leq \frac{2\ell \log(n)}{n} n\},$$

where  $d_{(1)} \leq \dots \leq d_{(m)}$  is the order statistic of the set of drivers  $D$ . Let  $M_G$  be the matching returned by greedy. We claim that it is sufficient to only consider instances of  $R \cup D$  satisfying both  $\mathcal{A}_1$  and  $\mathcal{A}_2$ , and prove that

$$|\{S \in \Gamma : S \cap I_{(r,d)} \neq \emptyset\}| \leq 2\alpha \log(n) + 4, \quad \text{for each pair } (r, d) \in M_G, \quad (3.8)$$

where  $I_{(r,d)} = (\min(r, d), \max(r, d))$  is the open sub-interval covered by the pair  $(r, d)$ .

To see why proving (3.8) is enough, note that  $\mathcal{A}_1$  and (3.8) imply that each rider  $r \in R$  is matched to one of the  $\alpha \log(n)(2\alpha \log(n) + 4)$  closest drivers to it. Also, since  $\mathcal{A}_2$  holds, we get the following bound for any matched pair  $(r, d) \in M_G$ ,

$$|d - r| \leq 4\alpha\ell(\alpha \log_n + 2) \frac{\log^2(n)}{n}.$$

Therefore, when  $\mathcal{A}_1$  and  $\mathcal{A}_2$  hold, there exists a constant  $\alpha' > 0$  such that the size of the

matching is bounded by  $\alpha' \ell \log^3(n)$ . Now, by Proposition 3.4 and Corollary 3.2, we know both events  $\mathcal{A}_1$  and  $\mathcal{A}_2$  happen with probability at least  $1 - \frac{2}{n}$ . Using this and the trivial upper bound of  $\ell n$  on the size of matching, we get

$$\begin{aligned} \mathbb{E}[\text{cost}(M_G)] &\leq \mathbb{E}[\text{cost}(M_G) \mid \mathcal{A}_1, \mathcal{A}_2] \mathbb{P}(\mathcal{A}_1, \mathcal{A}_2) + \ell n (1 - \mathbb{P}(\mathcal{A}_1, \mathcal{A}_2)) \\ &\leq \alpha' \ell \log^3(n) + 2\ell, \end{aligned}$$

which proves the statement of the theorem.

It remains to prove (3.8), when both events  $\mathcal{A}_1$  and  $\mathcal{A}_2$  hold. Start with  $m+1$  components  $C = \{[0, d_{(1)}], [d_{(1)}, d_{(2)}], \dots, [d_{(m)}, \ell]\}$ . Consider the following procedure to update  $C$  with a run of the algorithm. As greedy matches a rider  $r$  to a driver  $d$ , update  $C$  by merging all the components that have an overlap with  $I_{(r,d)}$ . Note that greedy does not leave an unmatched driver in  $I_{(r,d)}$ . So, at each step we know that in each component of  $C$  all the drivers except possibly the left-most and the right-most ones are matched to some rider. Let  $C_f$  be the final set after greedy stops (see Figure 4).

Note that for any pair  $(r, d) \in M_G$ ,  $I_{(r,d)}$  is a subset of some component in  $C_f$ . So in order to prove (3.8), it is enough to show that each component of  $C_f$  has overlap with at most  $2\alpha \log(n) + 4$  slices.

Let  $K = \lceil 2\alpha \log(n) + 5 \rceil$ . Assume to the contrary that there exists  $I \in C_f$  and some  $i \geq 0$  such that  $I$  overlaps with  $K$  slices  $[\gamma_i, \gamma_{i+1}], [\gamma_{i+1}, \gamma_{i+2}], \dots, [\gamma_{i+K-1}, \gamma_{i+K}]$ . As we noted earlier, all components in  $C_f$  must have at most two unmatched drivers. But we show this is not possible for  $I$ . By construction of  $C_f$ , the component  $I$  contains the middle slices  $[\gamma_{i+j}, \gamma_{i+j+1}]$  for all  $1 \leq j \leq K-2$ , and it may partially overlaps with the left-most and the right-most slices,  $[\gamma_i, \gamma_{i+1}]$  and  $[\gamma_{i+K-1}, \gamma_{i+K}]$  without containing them. By the definition of  $\gamma_j$ , the number of drivers in each slice is one more than the number of riders (except possibly the first slice). So, in total, there are at least  $K-2$  additional drivers in the middle slices of  $I$ . Since  $\mathcal{A}_1$  holds, there are at most  $2\alpha \log(n)$  riders in the left-most and the right-most

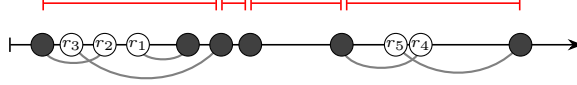


Figure 4: An instance of riders (white nodes) and drivers (dark nodes), where the riders arrive in the order  $r_1, r_2, \dots, r_5$ . Compare the matching returned by greedy (curved lines) and the components of  $C_f$  (red intervals), as constructed in the proof of Theorem 2.2.

slices. So,

$$\begin{aligned}
|\{D \cap I\}| - |\{R \cap I\}| &\geq -|\{R \cap [\gamma_i, \gamma_{i+1}]\}| \\
&\quad + \sum_{j=1}^K \left( |\{D \cap [\gamma_{i+j}, \gamma_{i+j+1}]\}| - |\{R \cap [\gamma_{i+j}, \gamma_{i+j+1}]\}| \right) \\
&\quad - |\{R \cap [\gamma_{i+K}, \gamma_{i+K+1}]\}| \\
&\geq -2\alpha \log(n) + K \\
&\geq 3,
\end{aligned}$$

which implies that there must be at least 3 unmatched drivers in  $I$ , a contradiction. Therefore, each  $I \in C_f$  has overlap with at most  $2\alpha \log(n) + 4$  slices, and our claim (3.8) is proved. □

## 4 The Balanced Market

We proceed to analyze the balanced market, by taking a closer look on the combinatorial structure of the spatial matchings in Section 4.1. We show that there exists an optimal matching such that the interval between any matched pairs  $r$  and  $d$  contains equal number of riders and drivers. As a consequence of this observation, lower bounding on the cost of a pair reduces to lower bounding the first return time of the walk  $W$ , which was defined in (3.1). Section 4.2 studies this idea and analyzes the walk when  $m - n$  is sub-linear in  $n$ . Combining the results, Section 4.3 is on the proof of Theorem 2.5.

### 4.1 Matching structure

Given a matching  $M$ , for any pair  $(r, d)$  in  $M$ , let  $I_{(r,d)} = (\min(r, d), \max(r, d))$  be the interval covered by the pair. We say  $e_1$  is oriented to the *right* if  $r_1 < d_1$  and oriented to the

left otherwise. Two pairs  $e_1 = (r_1, d_1)$  and  $e_2 = (r_2, d_2)$  overlap if  $I_{e_1} \cap I_{e_2} \neq \emptyset$ . The following observation states that in any optimal matching all the overlapping pairs are oriented in the same direction.

**Proposition 4.1.** *Given sets of points  $R$  and  $D$  on  $[0, \ell]$ , let  $M$  be a minimum matching with penalties on  $R$  and  $D$  (a solutions of (2.6)). Let  $e_1, e_2 \in M$  be two overlapping pairs. Then  $e_1$  is oriented to the right if and only if  $e_2$  is oriented to the right.*

*Proof.* Assume to the contrary that, there are two overlapping pairs  $e_1 = (r_1, d_1)$  and  $e_2 = (r_2, d_2)$  in  $M$  such that  $e_1$  is oriented to the right and  $e_2$  is oriented to the left. It is easy to check that, deleting  $e_1$  and  $e_2$  and adding the pairs  $(r_1, d_2)$  and  $(r_2, d_1)$  to  $M$  results in a matching with a smaller cost.  $\square$

Following the terminology of [Holroyd et al. 2020](#), the overlapping pairs,  $e_1$  and  $e_2$ , are called *nested* if either  $I_{e_1} \subset I_{e_2}$  or  $I_{e_2} \subset I_{e_1}$ . Otherwise, we call the overlapping pairs *entwined*. A matching  $M$  is nested, if all its overlapping pairs are nested. The following result shows that it is possible to make any matching nested without changing the cost. We will use this result in the proof of [Theorem 2.5](#), to make the optimal matching with penalties a nested optimal matching.

**Proposition 4.2.** *Given  $R$  and  $D$ , the position of riders and drivers in  $[0, \ell]$ , let  $M$  be any matching between  $R$  and  $D$ . Then there exists a nested matching  $M'$  such that  $\text{cost}_{R,D}(M) = \text{cost}_{R,D}(M')$ .*

*Proof.* Given a matching  $M$ , we construct a nested matching from  $M$  with the same cost sequentially. Let  $S_M$  be the set of the pairs in  $M$  which are entwined with at least another pair, i.e.,

$$S_M = \{e \in M : \exists e' \in M \text{ such that } e \text{ and } e' \text{ are entwined.}\}$$

Next, we describe a procedure that at each step either the size of  $S_M$  decreases, or its size stays the same but the length of the largest interval corresponding to a pair in  $S_M$  increases.

Let  $e_1$  be a pair with the largest  $|I_{e_1}|$  among all the pairs in  $S_M$ . Since  $e_1 \in S_M$ , there exists a pair  $e_2 = (r_2, d_2)$  such that  $e_1$  and  $e_2$  are entwined. By [Proposition 4.1](#), we know that  $e_1$  and  $e_2$  must be in the same direction. Without loss of generality, assume that they are oriented to the right and also that  $r_1 \leq r_2$ . As a result,  $r_1 \leq r_2 \leq d_1 \leq d_2$ , and

$$\text{cost}(\{e_1, e_2\}) = |d_2 - r_2| + |d_1 - r_1| = (d_2 - r_1) + (d_1 - r_2).$$



Consider the nested pairs  $e'_1 = (r_1, d_2)$  and  $e'_2 = (r_2, d_1)$ . Note that  $\text{cost}(\{e_1, e_2\}) = \text{cost}(\{e'_1, e'_2\})$ . Let  $M' = (M - \{e_1, e_2\}) \cup \{e'_1, e'_2\}$ . So, by swapping the pairs  $e_1$  and  $e_2$  with  $e'_1$  and  $e'_2$  the cost of matching does not change,  $\text{cost}(M') = \text{cost}(M)$ . Moreover,  $|S_{M'}| \leq |S_M|$ , because any pair that is entwined with  $e'_1$  or  $e'_2$  is also entwined with either  $e_1$  and  $e_2$ . Furthermore,  $|I_{e'_1}| > |I_{e_1}|$ . So, after swapping the pairs either  $|S_{M'}| < |S_M|$  or if  $|S_{M'}| = |S_M|$  then the length of the largest interval in  $S_{M'}$  is larger than  $|I_{e_1}|$ . Each of these events can happen only for a finite number of times. Therefore, the procedure described above terminates after some time. This implies that the set  $S_{M'}$  becomes empty, and all the overlapping pairs will be nested.  $\square$

## 4.2 The walk on an (almost) balanced market

We continue to study the balanced market by translating matching cost into properties of the walk  $W$ , defined in (3.1). Let  $M^*$  be a *nested* optimal matching with penalties, which exists by Proposition 4.2. Since the matching is nested, for any pair  $(r, d) \in M^*$ , there must be equal number of drivers and riders in  $I_{(r,d)}$ . So, we have  $W(r) = W(d)$ . To analyze the distance between the points  $r$  and  $d$ , we need the following definition. For  $x \in [0, \ell]$ , define the return time as the first time that the walk returns to  $W(x)$  after at least one hop,

$$\tau_x = \inf_{t > x} \{t : W(t) = W(x), \text{ and } H_t \neq H_x\}, \quad (4.1)$$

where  $H_T$  was defined in (3.3).

Compare the definition of  $\tau_0$  to the exit time  $\gamma_0$ , as defined in (3.2) (see Figure 3a). While  $\gamma_0$  gave us an upper bound on the cost of matching,  $\tau_0$  will give us a lower bound. In fact, for any right oriented pair  $(r, d) \in M^*$ , since  $W(r) = W(d)$  we must have that  $|d - r| \geq \tau_r$ .

In matching with penalties, we have the option to skip matching the rider  $r$  by paying the cost  $\nu$ . So, the following result analyzes  $\tau_0 \wedge \nu$ , where  $x \wedge y = \min(x, y)$ . The idea is to first give a lower bound on the number of hops  $H_{\tau_0}$ , and then deduce a lower bound on  $\tau_0$ .

**Lemma 4.3.** *Let  $R = \{r_1, \dots, r_n\}$  and  $D = \{d_1, \dots, d_m\}$  be two sets of random points drawn independently from a uniform distribution on  $[0, \ell]$ , where for some constant  $c > 0$ , we have  $0 \leq m - n \leq cn^{1/2}$ . Also, let  $\tau_0$  be as in (4.1), and  $\nu \geq \frac{\ell}{n^{1/2-\delta}}$  for some  $\delta \in (0, 1/2]$ . Then there exists some constant  $C > 0$  such that for large enough  $n$*

$$\mathbb{E}[\tau_0 \wedge \nu] \geq C\ell n^{\frac{\delta}{2} - \frac{3}{4}}.$$

*Proof.* To prove the lemma, we start with bounding the number of hops in  $[0, \tau_0]$ . In fact, for any  $1 \leq k \leq \min(\frac{n}{2}, \frac{mn}{5(m-n)^2})$ , we claim there exists a constant  $C > 0$  such that,

$$\mathbb{P}[H_{\tau_0} = 2k] \geq \frac{C}{k\sqrt{k}}. \quad (4.2)$$

Consider the lattice path  $P$ , constructed from  $W$  as in Lemma 3.1. Assume that  $H_{\tau_0} = 2k$ . Then the first part of  $P$  is a path from  $(0, 0)$  to  $(2k, 0)$  that does not touch the  $x$ -axis except at the end-points. Such paths can either always stay above or below the  $x$ -axis, which implies the number of them is  $\frac{2\binom{2k}{k}}{k+1}$ . Then by adding any path from  $(2k, 0)$  to  $(m+n-2k, m-n)$  we get a lattice path with  $2k$  hops before the first return to zero. Therefore,

$$\begin{aligned} \mathbb{P}(H_{\tau_0} = 2k) &= 2 \frac{\binom{2k}{k} \binom{n+m-2k}{n-k}}{(k+1) \binom{n+m}{n}} \\ &= 2 \frac{\binom{2k}{k}}{(k+1)} \prod_{i=0}^{k-1} \frac{(n-i)(m-i)}{(n+m-2i)(n+m-2i-1)} \\ &\geq \frac{2^{2k}}{(k+1)\sqrt{\pi k}} \prod_{i=0}^{k-1} \frac{1}{4} \left(1 - \frac{m-n}{n-i} \frac{m-n}{m-i}\right) \end{aligned}$$

where the last inequality is by Stirling's approximation and the following observation

$$\begin{aligned} \frac{(n-i)(m-i)}{(n+m-2i)(n+m-2i-1)} &\geq \frac{1}{(2 + \frac{m-n}{n-i})(2 - \frac{m-n}{m-i})} \\ &\geq \frac{1}{4} \left(1 - \frac{m-n}{n-i} \frac{m-n}{m-i}\right). \end{aligned}$$

Using the inequality  $\frac{m-n}{n-i} \frac{m-n}{m-i} \leq \frac{m-n}{n-k} \frac{m-n}{m-k}$ , we get,

$$\mathbb{P}(H_{\tau_0} = 2k) \geq \frac{2}{(k+1)\sqrt{\pi k}} \left(1 - \frac{m-n}{n-k} \frac{m-n}{m-k}\right)^k.$$

Note that if  $k \leq \min(\frac{n}{2}, \frac{1}{5} \frac{nm}{(m-n)^2})$  then

$$\left(1 - \frac{m-n}{n-k} \frac{m-n}{m-k}\right)^k \geq 1 - k \frac{m-n}{n-k} \frac{m-n}{m-k} \geq 1 - 4k \frac{(m-n)^2}{mn} \geq \frac{1}{5}.$$

As a result, there exists a constant  $C > 0$  such that for any  $k \geq 1$

$$\mathbb{P}(H_{\tau_0} = 2k) \geq \frac{C}{k\sqrt{k}},$$

which proves (4.2).

Now, going back to the walk  $W$ , one can write

$$\mathbb{E}[\tau_0 \wedge \nu] = \sum_{k=0}^{\infty} \mathbb{P}(H_{\tau_0} = 2k) \mathbb{E}[\tau_0 \wedge \nu | H_{\tau_0} = 2k]. \quad (4.3)$$

Let  $\ell_i$  be the position of the  $i^{\text{th}}$  hop on  $[0, \ell]$ . Then

$$\mathbb{E}[\tau_0 \wedge \nu | H_{\tau_0} = 2k] = \mathbb{E}[\ell_{2k} \wedge \nu | H_{\tau_0} = 2k] = \mathbb{E}[\ell_{2k} \wedge \nu],$$

where the second equality holds because the length of a hop does not depend on whether it is a hop up or a hop down. On the other hand, since the  $k^{\text{th}}$  order statistic of  $n+m$  independent uniform samples on  $[0, 1]$  is distributed as  $Beta(k, n+m+1-k)$ , using Chebyshev's inequality for  $k \leq \frac{\nu(n+m)}{4\ell}$  and  $\nu \geq \ell/n^{1/2-\delta}$  we get

$$\begin{aligned} \mathbb{P}(\ell_{2k} \geq \nu) &\leq \frac{\frac{k\ell^2}{(n+m+1)^2}}{\frac{k\ell^2}{(n+m+1)^2} + \left(\nu - \frac{2k\ell}{n+m+1}\right)^2} \\ &\leq \frac{4k\ell^2}{\nu^2(n+m+1)^2} \leq \frac{4k}{n^{2\delta}(n+m+1)}. \end{aligned} \quad (4.4)$$

Let us denote  $|x|_+ = \max(0, x)$ . Then using the above arguments for  $k \leq \frac{n^{1/2+\delta}}{4} \leq \frac{\nu(n+m)}{4\ell}$ ,

$$\begin{aligned} \mathbb{E}[\ell_{2k} \wedge \nu] &= \mathbb{E}[\ell_{2k}] - \mathbb{E}[\ell_{2k} - \nu]_+ \\ &\geq \frac{2k\ell}{n+m+1} - |\ell - \nu|_+ \mathbb{P}(\ell_{2k} \geq \nu) \\ &\geq \frac{k\ell}{n+m+1} \left(2 - \frac{4}{n^{2\delta}}\right), \end{aligned}$$

where the first inequality is by the fact that  $|\ell_{2k} - \nu| \leq (\ell - \nu)$ , and the second inequality is by (4.4). Since  $\delta > 0$ , there exists a constant  $\alpha > 0$  such that  $2 - \frac{4}{n^{2\delta}} > \alpha$  for large enough

$n$ . Combining the previous inequality with (4.2) and (4.3)

$$\begin{aligned}
\mathbb{E}[\tau_0 \wedge \nu] &\geq \alpha \sum_{k=0}^{\frac{n^{\delta+1/2}}{4}} \mathbb{P}(H_{\tau_0} = 2k) \frac{k\ell}{n+m+1} \\
&\geq \frac{\alpha\ell}{n+m+1} \sum_{k=1}^{\min(\frac{n}{2}, \frac{nm}{5(n-m)^2}, \frac{n^{\delta+1/2}}{4})} \frac{C}{\sqrt{k}} \\
&\geq C'\ell \min\left(\frac{1}{\sqrt{n}}, \frac{1}{m-n}, n^{\frac{\delta}{2}-\frac{3}{4}}\right),
\end{aligned}$$

where  $C'$  does not depend on  $n, \ell$ . Now, using the condition that  $m - n \leq cn^{1/2}$  we get the result.  $\square$

### 4.3 Lower bound on the cost of matching

This section is on the proof of Theorem 2.5. First, note that when  $\nu \geq \ell$ , we get a lower cost to match any riders with some rider than to pay the cost  $\ell$ . So, Part 1 of Theorem 2.5 is equivalent to Part 1 of Theorem 2.1. So, we only give a proof for Theorem 2.5. Note also that, the lower bound in Part 1 is a special case of Part 2 when  $\delta = \frac{1}{2}$ . However, we give a separate proof by observing that in the balanced market the cost of the optimal matching (without any penalties) is equal to the area below the walk  $W$ , that has been studied in Arie 1993.

*Proof of Theorem 2.5, Part 1.* Given the set of riders  $R = \{r_1, \dots, r_n\}$  and drivers  $D = \{d_1, \dots, d_n\}$  in the interval  $[0, \ell]$ , let

$$r_{(1)} \leq r_{(2)} \leq \dots \leq r_{(n)}, \quad d_{(1)} \leq d_{(2)} \leq \dots \leq d_{(n)},$$

be the order statistics of the sets  $R$  and  $D$ . We claim that pairing  $r_{(i)}$  to  $d_{(i)}$  is the minimum cost matching. Given this claim, by Proposition 2 in Arie 1993 and Stirling's approximation,

$$\mathbb{E}[\text{cost}(M^*)] = \mathbb{E}\left[\sum_{i=1}^n |r_{(i)} - d_{(i)}|\right] = \frac{n2^{2n-1}}{(2n+1)\binom{2n}{n}}\ell \sim \frac{\ell\sqrt{\pi n}}{4},$$

which is the desired result.

Let  $M^*$  be the matching returned by omniscient. Assume that  $i$  is the first index which  $r_{(i)}$  is not matched to  $d_{(i)}$  by omniscient. So, there exists some  $j > i$  that  $e_1 = (r_{(i)}, d_{(j)}) \in M^*$ .

Since the market is balanced and  $i$  is the first index that  $(r_{(i)}, d_{(i)}) \notin M^*$ , there must exist some index  $j' > i$  such that  $e_2 = (r_{(j')}, d_{(i)}) \in M^*$ . Therefore,  $e_1$  and  $e_2$  are overlapping pairs, and we can swap them as in Proposition 4.2 without increasing the cost of matching. As a result of the swap  $r_{(i)}$  is matched to  $d_{(i)}$ , and we can continue repeating this procedure.  $\square$

*Proof of Theorem 2.5, Part 2.* Again, let

$$r_{(1)} \leq r_{(2)} \leq \dots \leq r_{(n)}, \quad d_{(1)} \leq d_{(2)} \leq \dots \leq d_{(n)},$$

be the order statistics of the sets  $R$  and  $D$ . Next we give a lower bound on  $\mathbb{E}[\text{cost}(M^*)]$ , where  $M^*$  is a *nested* optimal matching with penalties, which we know it exists by Proposition 4.2. Let  $e = (r, d)$  be a matched pair in  $M^*$ . Since there is no unmatched rider or driver in  $I_e$  and  $M^*$  is nested, there must be equal number of riders and drivers in  $I_e$ . So, if a rider at position  $r$  is matched to driver on its right then  $|I_{r, M^*(r)}| = \tau_r$ , where  $\tau_r$  is defined (4.1). We claim that for  $\frac{n}{3} \leq i \leq \frac{2n}{3}$ , there is a positive probability that  $r_{(i)}$  is either matched to a driver on its right or it is not matched at all. For that purpose we show that there exists some constant  $\alpha > 0$  such that  $\mathbb{P}(-4\sqrt{n} \leq W_{r_{(i)}} \leq -3\sqrt{n}) \geq \alpha$ . To prove the claim, again we use lattice path presentation of the walk  $W$ , and we get

$$\begin{aligned} \mathbb{P}(-4\sqrt{n} \leq W_{r_{(i)}} \leq -3\sqrt{n}) &= \sum_{k=3\sqrt{n}}^{4\sqrt{n}} \frac{\binom{2i+k}{i} \binom{2n-2i-k}{n-i}}{\binom{2n}{n}} \\ &\geq C \sum_{k=3\sqrt{n}}^{4\sqrt{n}} \frac{\sqrt{n}}{\sqrt{(2i+k)(2n-2i-k)}} e^{-\frac{k^2}{n}} \\ &\geq C \sum_{k=3\sqrt{n}}^{4\sqrt{n}} \frac{\sqrt{n}}{\sqrt{(\frac{4n}{3})^2 - k^2}} e^{-16} \geq C' \frac{3}{4}, \end{aligned} \tag{4.5}$$

where  $C'$  is independent from  $n$  and the second inequality is from equation (5.41) in [Spencer 2014](#). If  $r_{(k)}$  is in a left oriented pair, then by  $W_{r_{(k)}} \leq -3\sqrt{n}$ , there must exist at least  $3\sqrt{n}$  unmatched riders on the left of  $r_{(k)}$ . The reason is non of them can match to a driver on the right of  $r_{(k)}$  by Proposition 4.1. The cost of the unmatched riders in that case is at least  $3\nu\sqrt{n} \geq n^\delta \ell$ . So, we need to consider the events that  $r_{(k)}$  is either unmatched or matched to driver on its right. In this case, cost of matching  $r_{(k)}$ , denoted by  $\text{cost}(r_{(k)})$ , is at least  $\min(\nu, \tau_{r_{(k)}})$ . Let the event  $L_{r_{(k)}}$  indicate whether  $r_{(k)}$  is in a left-oriented pair. Then

combining this observation with (4.5),

$$\begin{aligned}
\mathbb{E}[\text{cost}(M^*)] &\geq \sum_{i=\frac{n}{3}}^{\frac{2n}{3}} \mathbb{E}[\text{cost}(r_{(k)})] \\
&\geq C' \sum_{i=\frac{n}{3}}^{\frac{2n}{3}} \mathbb{E}[\text{cost}(r_{(k)}) \mid -4\sqrt{n} \leq W_{r_{(k)}} \leq -3\sqrt{n}] \\
&\geq C' \sum_{i=\frac{n}{3}}^{\frac{2n}{3}} \left( \ell n^\delta \mathbb{P}(L_{r_{(k)}}) + \mathbb{E}[\text{cost}(r_{(k)}) \mid -4\sqrt{n} \leq W_{r_{(k)}} \leq -3\sqrt{n}, L_{r_{(k)}}] (1 - \mathbb{P}(L_{r_{(k)}})) \right)
\end{aligned}$$

Now, in the case  $|W_{r_{(k)}}| \leq 4\sqrt{n}$  we can apply Lemma 4.3 to get

$$\begin{aligned}
\mathbb{E}[\text{cost}(M^*)] &\geq C' \sum_{i=\frac{n}{3}}^{\frac{2n}{3}} \min \left( \ell n^\delta, \mathbb{E}[\tau_{r_{(k)}} \wedge \nu \mid -4\sqrt{n} \leq W_{r_{(k)}} \leq -3\sqrt{n}] \right) \\
&\geq C'' \min \left( \ell n^\delta, \ell n^{\frac{1}{4} + \frac{\delta}{2}} \right) \geq C'' \ell n^\delta,
\end{aligned}$$

which is the desired result. □

## References

- H. K. Abadi and B. Prabhakar. Stable matchings in metric spaces: Modeling real-world preferences using proximity. *ArXiv*, abs/1710.05262, 2017.
- M. Ajtai, J. Komlós, and G. Tusnády. On optimal matchings. *Combinatorica*, 4:259–264, 1984.
- M. Akbarpour, S. Li, and S. Oveis Gharan. Thickness and information in dynamic matching markets. *Journal of Political Economy*, 128(3):783–815, 2020a. doi: 10.1086/704761. URL <https://doi.org/10.1086/704761>.
- Mohammad Akbarpour, Julien Combe, Yinghua He, Victor Hiller, Robert Shimer, and Olivier Tercieux. Unpaired kidney exchange: Overcoming double coincidence of wants without money. In *Proceedings of the 21st ACM Conference on Economics and Computation*, pages 465–466, 2020b.

- L. Ambrosio, F. Stra, and D. Trevisan. A pde approach to a 2-dimensional matching problem. *Probability Theory and Related Fields*, 173:433–477, 2016.
- R. Anderson, I. Ashlagi, D. Gamarnik, and Y. Kanoria. A dynamic model of barter exchange. In *Proceedings of the Twenty-Sixth Annual ACM-SIAM Symposium on Discrete Algorithms (SODA)*, page 1925–1933, USA, 2015. Society for Industrial and Applied Mathematics.
- A. Antoniadis, N. Barcelo, M. Nugent, K. Pruhs, and M. Scquizzato. A  $o(n)$ -competitive deterministic algorithm for online matching on a line. In *Approximation and Online Algorithms*, pages 11–22, Cham, 2015. Springer International Publishing. ISBN 978-3-319-18263-6.
- H. Arie. Random walk and the area below its path. *Mathematics of Operations Research*, 1993.
- Nick Arnosti and Peng Shi. How (not) to allocate affordable housing. In *AEA Papers and Proceedings*, volume 109, pages 204–08, 2019.
- I. Ashlagi, P. Jaillet, and V. Manshadi. Kidney exchange in dynamic sparse heterogenous pools. In *Proceedings of the 2013 ACM Conference on Economics and Computation (EC)*, page 25–26, New York, NY, USA, 2013. ISBN 9781450319621. doi: 10.1145/2492002.2482565. URL <https://doi.org/10.1145/2492002.2482565>.
- I. Ashlagi, Y. Kanoria, and J. D. Leshno. Unbalanced random matching markets: The stark effect of competition. *Journal of Political Economy*, 125(1):69–98, 2017. doi: 10.1086/689869. URL <https://doi.org/10.1086/689869>.
- Itai Ashlagi, Afshin Nikzad, and Philipp Strack. Matching in dynamic imbalanced markets. *Available at SSRN 3251632*, 2019.
- M. Baccara, S. Lee, and L. Yariv. Optimal dynamic matching. *Theoretical Economics*, 15(3): 1221–1278, 2020. doi: <https://doi.org/10.3982/TE3740>. URL <https://onlinelibrary.wiley.com/doi/abs/10.3982/TE3740>.
- N. Bansal, N. Buchbinder, A. Gupta, and J. (Seffi) Naor. An  $o(\log 2k)$ -competitive algorithm for metric bipartite matching. In *Algorithms – ESA 2007*, pages 522–533, Berlin, Heidelberg, 2007. Springer Berlin Heidelberg. ISBN 978-3-540-75520-3.
- J. Bertoin and R. A. Doney. Some asymptotic results for transient random walks. *Advances in Applied Probability*, 28(1):207–226, 1996. doi: 10.2307/1427918.

- O. Besbes, F. Castro, and I. Lobel. Surge pricing and its spatial supply response. *Operations Research eJournal*, 2019.
- K. Bimpikis, O. Candogan, and D. Saban. Spatial pricing in ride-sharing networks. In *Proceedings of the 12th Workshop on the Economics of Networks, Systems and Computation*, NetEcon, 2017. ISBN 9781450350891.
- F. Bloch and N. Houy. Optimal assignment of durable objects to successive agents. *Economic Theory*, 51(1):13–33, 09 2012. URL <https://search.proquest.com/scholarly-journals/optimal-assignment-durable-objects-successive/docview/1037281422/se-2?accountid=14026>. Springer-Verlag.
- Jeremy Bulow and Paul Klemperer. Auctions versus negotiations. *The American Economic Review*, 86(1):180–194, 1996. ISSN 00028282. URL <http://www.jstor.org/stable/2118262>.
- Juan Camilo Castillo. Who benefits from surge pricing? *Available at SSRN 3245533*, 2020.
- N. Devanur, K. Jain, and R. Kleinberg. Randomized primal-dual analysis of ranking for online bipartite matching. In *Proceedings of the Twenty-Fourth Annual ACM-SIAM Symposium on Discrete Algorithms (SODA)*, page 101–107, USA, 2013. Society for Industrial and Applied Mathematics. ISBN 9781611972511.
- A. Frieze, C. McDiarmid, and B. Reed. Greedy matching on the line. *SIAM Journal of Computation*, 19(4):666–672, June 1990. ISSN 0097-5397. doi: 10.1137/0219045. URL <https://doi.org/10.1137/0219045>.
- M. Gairing and M. Klimm. Greedy metric minimum online matchings with random arrivals. *Operations Research Letters*, 47(2):88–91, 2019. ISSN 0167-6377. doi: <https://doi.org/10.1016/j.orl.2019.01.002>. URL <https://www.sciencedirect.com/science/article/pii/S0167637718305066>.
- G. Goel and A. Mehta. Online budgeted matching in random input models with applications to adwords. In *Proceedings of the Annual ACM-SIAM Symposium on Discrete Algorithms*, pages 982–991, 01 2008. doi: 10.1145/1347082.1347189.
- A. Gupta, G. Guruganesh, B. Peng, and D. Wajc. Stochastic online metric matching. *ArXiv*, abs/1904.09284, 2019.



- C. Hoffman, A. Holroyd, and Y. Peres. A stable marriage of poisson and lebesgue. *Annals of Probability*, 34(4):1241–1272, 07 2006. doi: 10.1214/009117906000000098. URL <https://doi.org/10.1214/009117906000000098>.
- A. E. Holroyd. Geometric properties of poisson matchings. *Probability Theory and Related Fields*, 150:511–527, 2011.
- A. E. Holroyd, S. Janson, and J. Wästlund. Minimal matchings of point processes, 2020.
- Z. Huang, Q. Zhang, and Y. Zhang. Adwords in a panorama. In *2020 IEEE 61st Annual Symposium on Foundations of Computer Science (FOCS)*, pages 1416–1426, Los Alamitos, CA, USA, nov 2020. IEEE Computer Society. doi: 10.1109/FOCS46700.2020.00133. URL <https://doi.ieeecomputersociety.org/10.1109/FOCS46700.2020.00133>.
- S. Janson. Moments for first-passage and last-exit times, the minimum, and related quantities for random walks with positive drift. *Advances in Applied Probability*, 18(4):865–879, 1986. ISSN 00018678. URL <http://www.jstor.org/stable/1427253>.
- B. Kalyanasundaram and K. Pruhs. On-line weighted matching. In *Proceedings of the second annual ACM-SIAM symposium on Discrete algorithms (SODA)*, pages 234–240, 1991.
- B. Kalyanasundaram and K. Pruhs. Online weighted matching. *Journal of Algorithms*, 14(3):478–488, 1993.
- Yash Kanoria, Seungki Min, and Pengyu Qian. Which random matching markets exhibit a stark effect of competition?, 2020.
- R. M. Karp, U. V. Vazirani, and V. V. Vazirani. An optimal algorithm for on-line bipartite matching. In *Proceedings of the Twenty-Second Annual ACM Symposium on Theory of Computing (STOC)*, page 352–358, New York, NY, USA, 1990. Association for Computing Machinery. ISBN 0897913612. doi: 10.1145/100216.100262. URL <https://doi.org/10.1145/100216.100262>.
- M. Kern and S. Walter. Ballot theorem and lattice path crossings. *The Canadian Journal of Statistics / La Revue Canadienne de Statistique*, 6(1):87–90, 1978. ISSN 03195724. URL <http://www.jstor.org/stable/3314829>.
- S. Khuller, S. G. Mitchell, and V. V. Vazirani. On-line algorithms for weighted bipartite matching and stable marriages. *Theoretical Computer Science*, 127(2):255–267,

1994. ISSN 0304-3975. doi: [https://doi.org/10.1016/0304-3975\(94\)90042-6](https://doi.org/10.1016/0304-3975(94)90042-6). URL <https://www.sciencedirect.com/science/article/pii/0304397594900426>.
- J. D. Leshno. Dynamic matching in overloaded waiting lists. *Game Theory and Bargaining Theory eJournal*, 2019.
- Tracy Liu, Zhixi Wan, and Chenyu Yang. The efficiency of a dynamic decentralized two-sided matching market. *Available at SSRN 3339394*, 2019.
- M. Mahdian, H. Nazerzadeh, and A. Saberi. Allocating online advertisement space with unreliable estimates. In *Proceedings of the 8th ACM Conference on Electronic Commerce (EC)*, page 288–294, New York, NY, USA, 2007. Association for Computing Machinery. ISBN 9781595936530. doi: 10.1145/1250910.1250952. URL <https://doi.org/10.1145/1250910.1250952>.
- V. Manshadi, S. Oveis Gharan, and A. Saberi. Online stochastic matching: Online actions based on offline statistics. *Mathematics of Operations Research*, 37(4):559–573, 2012. ISSN 0364765X, 15265471. URL <http://www.jstor.org/stable/23358636>.
- A. Mehta, A. Saberi, U. Vazirani, and V. Vazirani. Adwords and generalized online matching. *46th Annual IEEE Symposium on Foundations of Computer Science (FOCS)*, 54(5):22–es, October 2005. ISSN 0004-5411. doi: 10.1145/1284320.1284321. URL <https://doi.org/10.1145/1284320.1284321>.
- A. Meyerson, A. Nanavati, and Laura J. Poplawski. Randomized online algorithms for minimum metric bipartite matching. In *Proceedings of the Seventeenth Annual ACM-SIAM Symposium on Discrete Algorithms (SODA)*, 2006.
- J. B. D. Monvel and O. Martin. Almost sure convergence of the minimum bipartite matching functional in euclidean space. *Combinatorica*, 22:523–530, 2002.
- K. Nayyar and S. Raghvendra. An input sensitive online algorithm for the metric bipartite matching problem. In *2017 IEEE 58th Annual Symposium on Foundations of Computer Science (FOCS)*, pages 505–515, 2017. doi: 10.1109/FOCS.2017.53.
- E. Özkan and A. Ward. Dynamic matching for real-time ride sharing. *Stochastic Systems*, 10(1):29–70, 2020. doi: 10.1287/stsy.2019.0037. URL <https://doi.org/10.1287/stsy.2019.0037>.

- J. Pitman. *Probability*. Springer Texts in Statistics. Springer New York, 1999. ISBN 9780387979748.
- B. Pittel. On likely solutions of the stable matching problem with unequal numbers of men and women. *Mathematics of Operations Research*, 44(1):122–146, 2019. doi: 10.1287/moor.2017.0917. URL <https://doi.org/10.1287/moor.2017.0917>.
- J. Spencer. *Asymptopia*. American Mathematical Society, 2014.
- Y. Tong, J. She, B. Ding, L. Chen, T. Wo, and K. Xu. Online minimum matching in real-time spatial data: Experiments and analysis. *Proc. VLDB Endow.*, 9(12):1053–1064, August 2016. ISSN 2150-8097. doi: 10.14778/2994509.2994523. URL <https://doi.org/10.14778/2994509.2994523>.
- U. Ünver. Dynamic kidney exchange. *The Review of Economic Studies*, 77(1):372–414, 2010.