

Markov property of Lagrangian turbulence

A. Fuchs¹, M. Oblgado², M. Bourgoin³, M. Gibert⁴, P.D. Mininni⁵, J. Peinke¹

¹*Institute of Physics and ForWind, University of Oldenburg, K upfersweg 70, 26129 Oldenburg, Germany*

²*Univ. Grenoble Alpes, CNRS, Grenoble INP*, LEGI, 38000 Grenoble, France*

³*Laboratoire de Physique de l' cole Normale Sup rieure de Lyon, CNRS & Universit  de Lyon, 46 all e d'Italie, F-69364 Lyon Cedex 07, France*

⁴*Univ. Grenoble Alpes, CNRS, Grenoble INP, Institut N el, 38000 Grenoble, France and*

⁵*Universidad de Buenos Aires, Facultad de Ciencias Exactas y Naturales, Departamento de F sica, & IFIBA, CONICET, Ciudad Universitaria, Buenos Aires 1428, Argentina*

(Dated: June 7, 2021)

Based on direct numerical simulations with point-like inertial particles transported by homogeneous and isotropic turbulent flows, we present evidence for the existence of Markov property in Lagrangian turbulence. We show that the Markov property is valid for a finite step size larger than a Stokes number-dependent Einstein-Markov memory length. This enables the description of multi-scale statistics of Lagrangian particles by Fokker-Planck equations, which can be embedded in an interdisciplinary approach linking the statistical description of turbulence with fluctuation theorems of non-equilibrium stochastic thermodynamics and fluctuation theorems, and local flow structures.

The physics of particles submerged in fluids has played a central role in the development of statistical mechanics, and in our current understanding of out-of-equilibrium systems. Inertial particles are inclusions in the flow which are denser or lighter than the fluid, and have a size smaller or larger than the smallest relevant flow scale (the scale of the smallest eddies, also called the flow dissipative scale). Such particles are carried by the fluid, but they also have their own inertia, and therefore can combine both dynamics. In the limit of point-wise particles with negligible inertia, the particles become Lagrangian tracers, which perfectly follow the fluid elements. In all these multi-phase systems there are striking phenomena, and the mechanisms that explain how turbulence affects the motion of the particles are not completely clear. As an example, turbulence can both enhance or hinder the settling velocity of inertial particles [1]. For heavy particles, an initially homogeneous distribution of particles may, after interacting with a turbulent flow, regroup into clusters forming dense areas and voids, in a phenomenon called preferential concentration where turbulence somehow unmixes the particles [2]. It is only in the last decades when sufficient time and spatial resolution have been achieved in experiments and numerical studies to allow the analysis of these phenomena. Frequently new data has been in contradiction with theoretical models, and previous knowledge on fluid-particle interactions had to be reconsidered even in simplified cases [3]. Furthermore, there are many open questions concerning inhomogeneous flows [4], finite-size [5, 6] and non-spherical particles [7], among others. More recently, colloidal particles were used in the first experiments to verify fluctuation relations such as the Jarzynski equality [8], which links the statistics of fluctuating quantities in a non-equilibrium process with equilibrium quantities. Colloidal particles were also used to verify the thermodynamic cost of information processing [9] proposed by Landauer. Fluctu-

ation theorems for such a problem, in which a physical system is coupled with (and driven by) another out-of-equilibrium system, would open applications in other areas such as soft and active matter. But what fundamental statistical relations are satisfied by particles that interact with a complex and out-of-equilibrium turbulent flow? Brownian motion set the path for the study of diffusion and random processes. It becomes more complicated if the particle motion is driven by turbulence, even a simple point-wise passive particle provides a challenge in which puzzling phenomena can arise [10, 11].

In this letter we show that the dynamics of dense sub-Kolmogorov particles coupled to a turbulent velocity field of three-dimensional homogeneous and isotropic turbulence (HIT) have the Markov property. To this end we use pseudo-spectral direct numerical simulations (DNSs) solving the incompressible Navier-Stokes equation with a simple point particle model [12]. To characterize HIT it is customary to study the statistics of Eulerian velocity increments $u_r = [\mathbf{u}(\mathbf{x} + \mathbf{r}) - \mathbf{u}(\mathbf{x})] \cdot \mathbf{r}/|\mathbf{r}|$ for scales $r = |\mathbf{r}|$. However, two-point statistics of velocity increments do not fully characterize small-scale turbulence [13], and many attempts at dealing with multi-point statistics have been considered. One way to do this is to use the Friedrich-Peinke approach [14], in which the stochastic dynamics of velocity increments u_r are considered as they go through the cascade from large to small scales r . A central assumption is that the evolution of the stochastic variable u_r possesses a Markov process “evolving” in r . Previous studies showed that u_r can be considered as Markovian to a reasonable approximation [14–16], at least down to a scale close to the Taylor scale [16, 17]. Furthermore, u_r satisfies a diffusion process [18]

$$-\partial_r u_r = D^{(1)}(u_r, r) + [D^{(2)}(u_r, r)]^{1/2} \Gamma(r), \quad (1)$$

where the noise $\Gamma(r)$ is zero-mean, white-noise Gaussian with a variance of 2 and rapidly decaying correlations, such that δ -correlation in scale can be assumed as

$\langle \Gamma(r)\Gamma(r') \rangle = 2\delta(r-r')$. The drift and diffusion coefficients $D^{(1,2)}(u_r, r)$ can be estimated from experimental data by an optimization procedure, based on approximating the solution of the corresponding Fokker-Planck equation using the short time propagator [19] as proposed in [20–24]. A linear dependence on the value of the increment for the drift, and a quadratic dependence for the diffusion, was found cf. [13, 16, 21, 23, 25].

Up to now, this approach has been applied to an Eulerian description of turbulent flows. Based on the general interest in the relation between Eulerian and Lagrangian properties of turbulence the question of the application of this approach and, in particular, the verification of the necessary condition of Markov property for Lagrangian turbulence and inertial particles arises. To this end we use DNSs of forced HIT. A large-scale external mechanical forcing is given by a superposition of modes with slowly evolving random phases, following standard practices for its temporal integration and de-aliasing procedures. An adequate spatial resolution of the smallest scales, i.e., $\kappa\eta \gtrsim 1$ is chosen [26]. Here, η is the Kolmogorov or dissipation length scale, $\eta = (\nu^3/\varepsilon)^{1/4}$ (where ε is the kinetic energy dissipation rate, and ν the kinematic viscosity of the fluid), and $\kappa = N/3$ the maximum resolved wavenumber in Fourier space (with $N = 512$ the linear spatial resolution in each direction). The DNSs are characterized by a Reynolds number based on the Taylor microscale of $Re_\lambda \approx 240$ (see [2] for details). Inertial particles were modeled using the Maxey-Riley-Gatignol equation in the limit of point heavy particles, which for a particle with velocity \mathbf{v} in the position \mathbf{x}_p submerged in a flow with velocity \mathbf{u} , reads

$$\dot{\mathbf{v}}(t) = [\mathbf{u}(\mathbf{x}_p, t) - \mathbf{v}(t)]/\tau_p, \quad (2)$$

where τ_p is the particle Stokes time. There is no particle-particle or particle-fluid interaction (i.e., we use a one-way coupling approximation).

To study the Markov property of particles trajectories, we study $\mathbf{v}(t)$ (the velocity of the particle at time t). Building now velocity increments in time instead of the commonly used spatial scales r (\mathbf{e}_i corresponds to the unitary vector in the direction x , y , or z specified in the figures)

$$u_\tau = [\mathbf{v}(t + \tau) - \mathbf{v}(t)] \cdot \mathbf{e}_i, \quad (3)$$

we define for every trajectory a “cascade trajectory” (or “sequence” of velocity increments at decreasing scales) $[u(\cdot)] = \{u_T, \dots, u_{\tau_f}\}$ for different time-separations or time scales τ , from the initial T to the final time scale τ_f with $T > \tau_f$. The notation $[u(\cdot)]$ indicates the entire path through the hierarchy of time scales instead of a distinct value u_τ ; $T \approx 120\tau_\eta$ and $\tau_f \approx 0.2\tau_\eta$ were chosen as references. The advantage of a Lagrangian

perspective compared to a spatial (Eulerian) perspective is that Lagrangian particle trajectories have a clear physical meaning: each particle follows a path according to the fluid dynamics and its own inertia. Moreover, the distinction between point dense particles is quantified by the Stokes number $St = \tau_p/\tau_\eta$ (the ratio of the particle relaxation time to the fluid dissipation time or Kolmogorov time $\tau_\eta = (\nu/\varepsilon)^{1/2}$), with the limit for small St corresponding to tracers.

To verify the existence of the Markov property for Lagrangian turbulence, we integrate three sets of 1.3×10^5 inertial particles, respectively with $St = 0.5, 3$, and 6 . In Fig. 1 a qualitative validation of the Markov property based on the alignment of the single conditioned $p(u_{\tau_2}|u_{\tau_1})$ and double conditioned $p(u_{\tau_2}|u_{\tau_1}, u_{\tau_0})$ PDFs of datasets of increments for a chosen set of three different time scales $\tau_0 > \tau_1 > \tau_2$ is shown as contour plots. Each scale is separated by $\Delta\tau \approx 13\tau_\eta$ (the Einstein-Markov length for $St = 3$ as described below, and in the discussion accompanying Fig. 2). For Markovian processes the relation $p(u_{\tau_2}|u_{\tau_1}) = p(u_{\tau_2}|\dots, u_{\tau_1}, u_{\tau_0})$ holds. For finite datasets,

$$p(u_{\tau_2}|u_{\tau_1}) = p(u_{\tau_2}|u_{\tau_1}, u_{\tau_0}), \quad (4)$$

is commonly assumed to be a sufficient condition. The close alignment between the PDFs (black and red solid lines in Fig. 1) confirms the validity of the Markov property. Note that while Fig. 1 shows results for $St = 3$, all our datasets give similar results.

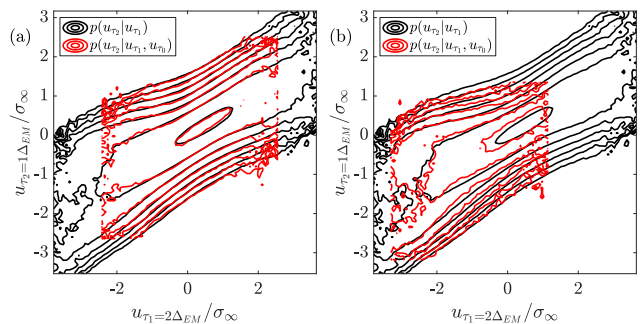


FIG. 1. Visualization of Markov properties at $St = 3$. Contour plots showing single conditioned (black solid lines) and double conditioned PDFs (red solid lines) of velocity increments for three different time scales $\tau_0 > \tau_1 > \tau_2$, each separated by $\Delta\tau$. The conditioned value for the large increment was chosen here as $u_{\tau_0} = 0$ (a) and $u_{\tau_0} = -2$ (b). We use the normalization of the increments in [16] with $\sigma_\infty = \sqrt{2}\sigma$, where σ is the data standard deviation.

In Fig. 2 the Markovian approximation is checked systematically for different values of $\Delta\tau$, using the Wilcoxon test, which is a quantitative and parameter-free test that determines the Einstein-Markov coherence length Δ_{EM} (i.e., the smallest time-scale for which the Markovian assumption can be considered valid). This test is a reliable

procedure to validate equation Eq. (4) [16, 17]. Based on this analysis, the Markovian approximation is valid for time-scales larger than or equal to this St-dependent critical time separation $\Delta_{EM} \approx 10, 13,$ and $16\tau_\eta$ for $St = 0.5, 3,$ and 6 respectively (see Fig. 2(a)). Accordingly, the complexity of the dynamics of inertial particles in turbulent flows, expressed by the evolution of the stochastic variables u_τ at decreasing scales, can be treated as a Markov process, with an Einstein-Markov coherence length that increases with St. Furthermore, we see that Δ_{EM} is the same (at fixed St) for all velocity components (see Fig. 2(b)).

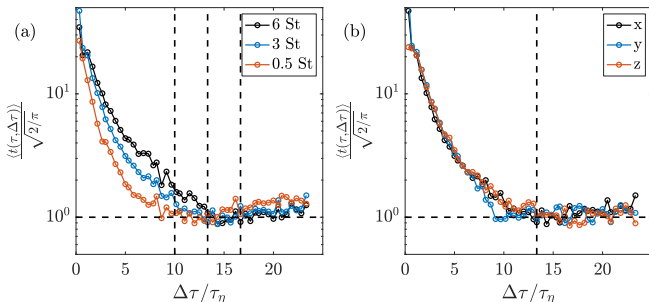


FIG. 2. Wilcoxon test for the particles trajectories: for the x component of the particles velocity for all Stokes numbers studied here as function of $\Delta\tau$ (a). Same test but for all three velocity components at $St = 3$ (b). Note, that the normalized expectation value $t(\tau, \Delta\tau)$ is supposed to be close to 1 if the Markovian assumption is valid (see [16, 17] for details).

This result can be linked to stochastic thermodynamics [23, 27] (also called stochastic energetics [28]), developed for many different physical systems [29–32], and to integral and detailed fluctuation theorems. Experimental studies of stochastic thermodynamics mainly focus on nanoscale or quantum systems, or when dealing with classical systems, on biological systems [33, 34], which are assumed to be well off the thermodynamic limit so that the probabilistic nature of balance relations becomes clearer.

For the case of passive particles, it is the turbulent surroundings that impose the non-equilibrium condition. Turbulence can be understood, and especially its energy cascade, as a process leading a fluid under specific conditions and parameters (the Reynolds number) from a non-equilibrium state into another non-equilibrium state, by the combination of energy injection and dissipation. In the spirit of non-equilibrium stochastic thermodynamics [35], by using the Fokker-Planck equation, it is possible to associate with every individual trajectory $[u(\cdot)]$ a total entropy variation [23, 27, 28, 32, 35] given by the sum of two terms $\Delta S_{tot}[u(\cdot)] = \Delta S_{sys}[u(\cdot)] + \Delta S_{med}[u(\cdot)]$. A thermodynamic interpretation of this quantity based on the relation between heat, work, and inner energy, can be given [28, 32, 35]. ΔS_{sys} is the change in the system

entropy caused by changes in the particle trajectory. It is simply the logarithmic ratio of the probabilities of the stochastic process, so that its variation is

$$\Delta S_{sys}[u(\cdot)] = -\ln\left(\frac{p(u_{\tau_f}, \tau_f)}{p(u_T, T)}\right). \quad (5)$$

The other term, the entropy exchanged with the surrounding medium ΔS_{med} throughout the process from the initial to the final time scale, measures the irreversibility of the trajectories:

$$\Delta S_{med}[u(\cdot)] = \int_T^{\tau_f} \left[\partial_\tau u_\tau \frac{D^{(1)} - \partial_{u_\tau} D^{(2)}/2}{D^{(2)}} \right] d\tau. \quad (6)$$

Next, the dynamics of inertial particles coupled to a turbulent flow are characterised by the empirically estimated drift and diffusion coefficients $D^{(1,2)}$ (see [36] for a detailed presentation of $D^{(1,2)}$ associated with all Stokes numbers considered). The knowledge of drift and diffusion coefficient allows to determine for each $[u(\cdot)]$ an entropy value, for which the thermodynamic fluctuations can be investigated. The dashed line in Fig. 3(a) corresponds to the integral fluctuation theorem (IFT), which can be expressed as

$$\langle e^{-\Delta S_{tot}} \rangle = \int e^{-\Delta S_{tot}} p(\Delta S_{tot}) d\Delta S_{tot} = 1. \quad (7)$$

Figure 3(a) shows the empirical average as a function of the number N of trajectory sequences $[u(\cdot)]$. We find that for the three Stokes numbers the results are in agreement with the IFT, which is a fundamental entropy law of non-equilibrium stochastic thermodynamics [32, 35]. This is not a trivial result, as inertial particles (i.e., for sufficiently large St) sample preferentially some specific regions of the flow [2]. The remarkable observation here is that they do it always in agreement with this theorem. We performed a similar analysis for the fluid velocity at the particle position $\mathbf{u}(\mathbf{x}_p, t)$, and the slip velocity $\mathbf{u}(\mathbf{x}_p, t) - \mathbf{v}(t)$ (not shown here), and they also satisfy the IFT (with, interestingly, an Einstein-Markov time-scale that decreases with increasing St, unlike the behavior observed for $\mathbf{v}(t)$). Figure 3(b) shows that together with the IFT also the detailed fluctuation theorem (DFT) holds, which is expressed as

$$\ln\left(\frac{p(\Delta S_{tot})}{p(-\Delta S_{tot})}\right) \propto \Delta S_{tot}. \quad (8)$$

Thus, in addition to the IFT, the DFT expresses the balance (explicit exponential symmetry constraint) between entropy-consuming ($\Delta S_{tot} < 0$) and entropy-producing ($\Delta S_{tot} > 0$) trajectories. See [36] for the illustration of $p(\Delta S_{tot})$ for $St = 0.5, 3$ and 6 .

Finally we ask whether these findings of the entropy fluctuation is just a statistical result or if it has some relations to flow structures. In particular, it is of interest if the negative entropy events have some special

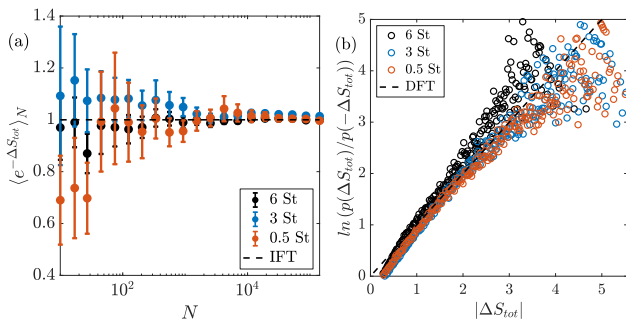


FIG. 3. (a) Empirical average $\langle e^{-\Delta S_{tot}} \rangle_N$ as a function of the sample size N of $[u(\cdot)]$ trajectories. According to the integral fluctuation theorem, the empirical average has to converge to a value of 1 (indicated by the horizontal dashed line). (b) Test of the detailed fluctuation theorem. The dashed line represents a linear behavior $p(\Delta S_{tot}) = p(-\Delta S_{tot}) e^{\Delta S_{tot}}$.

features. Therefore we study the velocity increment trajectories conditioned on a specific total entropy variation. Figures 4(a) and (c) show that the total entropy variation is linked to distinct trajectories. Entropy-consuming trajectories are characterized by an increase in the averaged absolute values of the increments $\langle |u_\tau| \rangle_{\Delta S_{tot}}$ with decreasing time scale τ , while trajectories marked by entropy-production smoothly decrease their absolute increments with decreasing τ . This is further highlighted by Fig. 4(b) and (d). In these three-dimensional representations the absolute velocity increment at initial and final scale, T and τ , conditioned on the entropy, are shown.

In conclusion, in this letter we showed the existence of Markov property for Lagrangian turbulence. The dynamics of inertial particles coupled to a turbulent flow can be treated as a Markov process for a finite step size larger than a Stokes number-dependent Einstein-Markov memory length. This opens an interesting interpretation of the St number in terms of the Markov memory of the particles trajectories, and is compatible with the picture that particles with more inertia filter fast and small scale fluctuations of the carrying flow: for particles with larger St (and thus larger particle response times) the Markovianization of trajectories by the turbulence takes place at longer times. This can help to quantify this parameter in cases where the particles' inertia is not clearly defined, like active, finite-size, or even non-spherical particles.

Moreover, based on the theory of Markov processes it is possible to derive an explicit Fokker-Planck equation for the description of multi-scale statistics of Lagrangian particles. The Markov property corresponds to a three-point (two-scale) closure of the general joint multi-scale statistics [24], representing a milestone towards a more comprehensive understanding of turbulence, which is characterized by a challenging complexity with many higher order correlations. This result in a tremendous reduction of

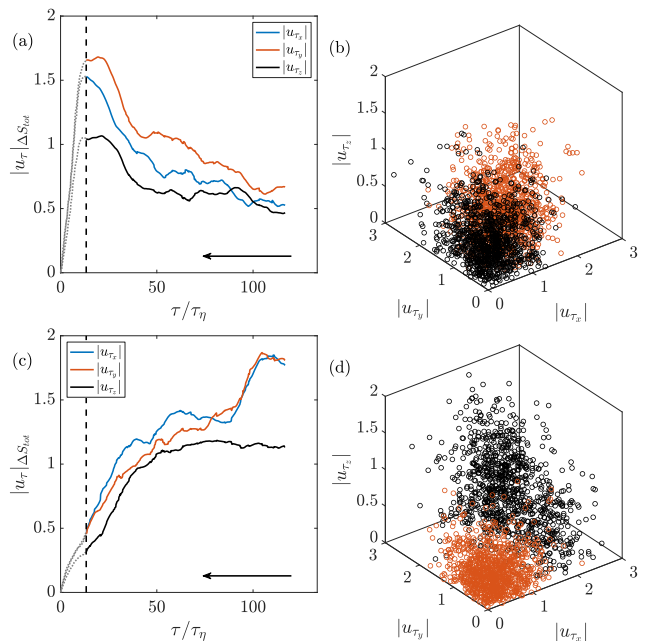


FIG. 4. Mean absolute velocity increment trajectories conditioned on a specific total entropy variation $\langle |u_\tau| \rangle_{\Delta S_{tot}}$, $\Delta S_{tot} = -2$ (top) and $\Delta S_{tot} = 3$ (bottom). Left: individual representation of the components x , y and z . The vertical dashed line marks the Einstein-Markov coherence length Δ_{EM} . The dissipation region is indicated by dotted lines. The arrow indicates the direction of the path through the hierarchy of time scales τ , from the initial time scale T to the final time scale τ_f . Right: The circles mark the increment on the initial (black) and final (red) scale in a three dimensional scatter plot.

the degrees of freedom, and shows that the long-standing problem in turbulence of the closure of the hierarchy of equations can be approached in a Lagrangian framework.

The interpretation of the stochastic process as an analogue of a non-equilibrium thermodynamic process [23, 24, 27] when applied to Lagrangian turbulence allowed us to show that inertial particles satisfy both integral and detailed fluctuation theorems in a strict sense. The verification of these theorems, which have contributed significantly to the understanding of coupled, open, and out-of-equilibrium systems and to the development of statistical physics, add strength to the existence of the Markov property and the description by a Fokker-Planck equation. Previous observations of the irreversibility of particles in turbulence considered a Jarzynski-like equality for the particles energetics [37], but the slope was not one as expected for a DFT. Reproductions of such exact results are found very rarely in turbulence research, so that a new cornerstone for turbulence can be assumed here.

These fluctuation theorems shed light on asymmetries in particle trajectories, as reported before in [37], and as shown here for individual trajectories depending on

their entropy evolution. A connection can be made between entropy-producing and -consuming trajectories with specific local accelerations of the particles with decreasing time scale, pointing to possible relations with inverse or direct energy transfer events. Interestingly, our study also shows that particle trajectories are out-of-equilibrium while keeping ergodicity. These abnormal behavior (structures) in the Lagrangian paths are statistically embedded in the fulfillment of the two fluctuation theorems. Thus, a very long-lasting debate of the statistical approach to turbulence versus coherent structures is here addressed in a unifying way.

The case of out-of-equilibrium systems like turbulence coupled to dense particles has applications in geophysics, astrophysics and epidemics. The stochastic description has direct consequences for the modeling of such systems, and it allows the study of new complex systems such as soft and active matter. In all these cases we have non-trivially coupled systems, whose particles do not randomly sample the flow topology [2]. The formalism proposed here only requires measuring the trajectory and velocity of particles. Such study is accessible with state-of-the-art experimental techniques, even at large Reynolds numbers, while most models to describe the dynamics of these systems require much more detail, such as measurements also of particles' acceleration.

This work has been partially supported by the ECOS project A18ST04, by the Volkswagen Foundation and by the Laboratoire d'Excellence LANEF in Grenoble (ANR-10-LABX-51-01).

[1] F. Falkinoff, M. Obligado, M. Bourgoin, and P. Mininni, *Physical Review Letters* **125**, 064504 (2020).
 [2] D. O. Mora, M. Bourgoin, P. D. Mininni, and M. Obligado, *Physical Review Fluids* **6**, 024609 (2021).
 [3] F. Toschi and E. Bodenschatz, *Annual Review of Fluid Mechanics* **41**, 375 (2009).
 [4] N. Stelzenmuller, J. I. Polanco, L. Vignal, I. Vinkovic, and N. Mordant, *Physical Review Fluids* **2**, 054602 (2017).
 [5] L. Fiabane, R. Zimmermann, R. Volk, J.-F. Pinton, and M. Bourgoin, *Physical Review E* **86**, 035301 (2012).
 [6] M. Cisse, E.-W. Saw, M. Gibert, E. Bodenschatz, and J. Bec, *Physics of Fluids* **27**, 061702 (2015).
 [7] M. Borgnino, K. Gustavsson, F. D. Lillo, G. Boffetta, M. Cencini, and B. Mehlig, *Physical Review Letters* **123**, 138003 (2019).
 [8] S. Toyabe, T. Sagawa, M. Ueda, E. Muneyuki, and M. Sano, *Nature Phys.* **6**, 988 (2010).

[9] A. Bérut, A. Arakelyan, A. Petrosyan, S. Ciliberto, R. Dillenschneider, and E. Lutz, *Nature* **483**, 187 (2012).
 [10] G. Falkovich, A. Fouxon, and M. G. Stepanov, *Nature* **419**, 151 (2002).
 [11] M. Bourgoin and H. Xu, *New Journal of Physics* **16**, 085010 (2014).
 [12] P. D. Mininni, D. Rosenberg, R. Reddy, and A. Pouquet, *Parallel Computing* **37**, 316 (2011).
 [13] C. Renner, J. Peinke, R. Friedrich, O. Chanal, and B. Chabaud, *Phys. Rev. Lett.* **89**, 124502 (2002).
 [14] R. Friedrich and J. Peinke, *Physical Review Letters* **78**, 863 (1997).
 [15] P. Marcq and A. Naert, *Physica D: Nonlinear Phenomena* **124**, 368 (1998).
 [16] C. Renner, J. Peinke, and R. Friedrich, *J. Fluid Mech.* **433**, 383 (2001).
 [17] S. Lück, C. Renner, J. Peinke, and R. Friedrich, *Phys. Lett. A* **359**, 335 (2006).
 [18] C. W. Gardiner, *Handbook of Stochastic Methods for physics, chemistry, and biology*, 4th ed. (Springer, Berlin, 2009).
 [19] H. Risken, *The Fokker-Planck Equation*, 2nd ed. (Springer, 1989).
 [20] D. Kleinhans, R. Friedrich, A. Nawroth, and J. Peinke, *Physics Letters A* **346**, 42 (2005).
 [21] A. P. Nawroth, J. Peinke, D. Kleinhans, and R. Friedrich, *Physical Review E* **76**, 056102 (2007).
 [22] D. Kleinhans, *Physical Review E* **85**, 026705 (2012).
 [23] N. Reinke, A. Fuchs, D. Nickelsen, and J. Peinke, *Journal of Fluid Mechanics* **848**, 117 (2018).
 [24] J. Peinke, M. R. R. Tabar, and M. Wächter, *Annu. Rev. Cond. Matt. Phys.* **10**, 107 (2019).
 [25] A. Fuchs, S. M. D. Queirós, P. G. Lind, A. Girard, F. Bouchet, M. Wächter, and J. Peinke, *Physical Review Fluids* **5**, 034602 (2020).
 [26] S. B. Pope, *Measurement Science and Technology* **12**, 2020 (2001).
 [27] D. Nickelsen and A. Engel, *Physical Review Letters* **110**, 214501 (2013).
 [28] K. Sekimoto, *Stochastic Energetics*, Vol. 799 (Springer Berlin Heidelberg, 2010).
 [29] D. J. Evans, E. G. D. Cohen, and G. P. Morriss, *Physical Review Letters* **71**, 2401 (1993).
 [30] G. Gallavotti and E. G. D. Cohen, *Physical Review Letters* **74**, 2694 (1995).
 [31] J. Kurchan, *Journal of Physics A: Mathematical and General* **31**, 371 (1998).
 [32] U. Seifert, *Physical Review Letters* **95**, 040602 (2005).
 [33] D. Collin, F. Ritort, C. Jarzynski, S. B. Smith, I. Tinoco, and C. Bustamante, *Nature* **437**, 231 (2005).
 [34] J. R. Gomez-Solano, C. July, J. Mehl, and C. Bechinger, *New Journal of Physics* **17**, 045026 (2015).
 [35] U. Seifert, *Reports on Progress in Physics* **75**, 126001 (2012).
 [36] See Supplemental Material for the estimation of coefficients and details on the statistics of entropy fluctuations.
 [37] H. Xu, A. Pumir, G. Falkovich, E. Bodenschatz, M. Shats, H. Xia, N. Francois, and G. Boffetta, *Proc. Natl. Acad. Sci.* **111**, 7558 (2014).