

Limitations and Improvements of the Intelligent Driver Model (IDM)

Saleh Albeaik, Alexandre Bayen, Maria Teresa Chiri, Xiaoqian Gong, Amaury Hayat, Nicolas Kardous, Alexander Keimer, Sean T. McQuade, Benedetto Piccoli, Yiling You

Abstract

This contribution analyzes the widely used and well-known “intelligent driver model” (briefly IDM), which is a second order car-following model governed by a system of ordinary differential equations. Although this model was intensively studied in recent years for properly capturing traffic phenomena and driver braking behavior, a rigorous study of the well-posedness has, to our knowledge, never been performed. First it is shown that, for a specific class of initial data, the vehicles’ velocities become negative or even diverge to $-\infty$ in finite time, both undesirable properties for a car-following model. Various modifications of the IDM are then proposed in order to avoid such ill-posedness. The theoretical remediation of the model, rather than *post facto* by ad-hoc modification of code implementations, allows a more sound numerical implementation and preservation of the model features. Indeed, to avoid inconsistencies and ensure dynamics close to the one of the original model, one may need to inspect and clean large input data, which may result in practically impossible scenarios for large-scale simulations. Although well-posedness issues occur only for specific initial data, this may happen frequently when different traffic scenarios are analyzed, and especially in presence of lane-changing, on ramps and other network components as it is the case for most commonly used micro-simulators. On the other side, it is shown that well-posedness can be guaranteed by straightforward improvements, such as those obtained by slightly changing the acceleration to prevent the velocity from becoming negative.

Keywords: IDM, Intelligent driver model, system of ODEs, discontinuous ODEs, traffic modelling, microscopic traffic modelling, car following model, well-posedness of ODEs, existence and uniqueness of solutions of ODE;

2010 MSC: 34A12, 34A38, 65L05, 65L08

1. Introduction

The field of car following modeling historically goes back to the early 1950s’ (and probably before) [7, 12]. Most of the early work in this field focused on establishing the model equations, without paying much attention to the mathematical framework required to characterize solutions to the resulting ordinary differential equations (ODEs) describing the motion of the vehicles. The models are mainly classified into *acceleration models* for longitudinal movement, *lane-changing models* for lateral movement and *decisional models* for discrete-choice situations. Among all the car-following models introduced so far ([3, 5, 6, 24, 25] to just name a few) it is worth mentioning the Gazis-Herman-Rothery (GHR) model [7] which determines the relative velocity between two-lane based vehicles, the Safe Distance Model [13], the Optimal Velocity Model [4] in which the acceleration of the single vehicle is controlled according to the velocity of the leading vehicle, and the Intelligent Driver Model (IDM) which is subject of analysis in the present work. For a comprehensive overview of the main car-following models we refer to [30, 22, 17].

The IDM has been introduced in [29] and is a deterministic time-continuous model describing the dynamics of the positions and velocities of every vehicle. Similarly to any car-following model, the idea behind it is that drivers control their vehicles to react to the stimulus from preceding vehicles. It aims to balance two different aspects, the necessity to keep safe separation with the vehicle in front and the desire to achieve “free flow” speed. This model presents some peculiarities which made it subject of intense research in the last two decades. Indeed, it is constructed to be *collision-free*, all the parameters can be interpreted and

empirically measured, the stability of the model can be calibrated to empirical data, and there exists an equivalent macroscopic counterpart [15]. In literature we find many extensions of the original IDM, each of which seeks to incorporate new realistic features. The Enhanced IDM [18] presents an improved heuristic of the IDM useful for multi-lane simulations, which prevents the model from "over-reactions" even when the driver of the leading vehicle suddenly brakes with the maximum possible deceleration.

The Foresighted Driver Model (FDM) starts from the IDM and assumes that a driver acts in a way that balances predictive risk (due to possible collisions along his route) with utility (time required to travel, smoothness of the ride) [10].

Other extensions of the IDM aim to improve the driver safety and to respect the vehicle capability [26], to strengthen the power of each vehicle in proportion to the immediately preceding vehicle [19], and to incorporate the spatially varying velocity profile to account the variation in different types of maneuvers through intersection [20]. Another natural extension is given by Multi-anticipative IDM [32] which models the reaction of a driver to several vehicles ahead just by summing up the corresponding vehicle-vehicle pair interactions with the same weight coefficients.

More recently, stochastic versions of the IDM have been introduced: to describe a probabilistic motion prediction applicable for long term trajectory planning [16], to study mechanisms behind traffic flow instabilities, indifference regions of finite human perception thresholds and external noise [31], and to incorporate context-dependent upper and lower bounds on acceleration [28, 27].

Throughout the decades, most of the engineering community worked on improving the ability of the models to capture specific behavioral phenomena, at the expense of the characterization of the solutions. Thus, to this day, only a few articles use models, and corresponding solutions, that are well characterized in terms of existence, uniqueness, and regularity. An example of this practice is provided by the double integrator $\ddot{x}(t) = u \in U$, where U is the input set, used abundantly as a canonical example in numerous control articles. On the other hand, when models have inherent flaws leading to unbounded or undefined solutions, as in the case of unbounded acceleration, ad hoc methods have been traditionally applied *post facto* by engineering the numerical implementations. For instance, in commonly used microsimulation tools, such as SUMO [21], Aimsun [2] and others, unbounded quantities are clipped, leading to "acceptable" numerical solutions. However, in the process, the fidelity to the original model is compromised, and the numerical simulations may not represent any instantiation of the model. Consequently, the properties of the considered continuous model might be lost as well. Finally, the process of clipping can introduce additional issues, not necessarily present in the originally original model, and prevent the definition of any theoretical models corresponding to the obtained numerical simulations. The present article thus attempts to provide a full pipeline in which the model is first mathematically well defined (including existence, uniqueness and regularity characterization of the solutions), and then numerically implemented using appropriate numerical differentiation schemes. The final achievement is a thorough correspondence between theory and implementation. The well-posedness of car-following models is also fundamental to model the traffic flow from the mean-field perspective, see [11, 14].

1.1. The aim of this contribution

The introduced IDM has two mathematical and modelling drawbacks:

- The velocities of specific vehicles might become negative at specific times, which might not be desirable from a modelling point of view.
- The velocities of specific vehicles might diverge to $-\infty$ in finite time, so that the solution of the system of ODE's ceases to exist.

We will discuss these drawbacks and determine under which conditions on the initial datum and parameters they can happen. Additionally, we will establish the well-posedness of the IDM for certain parameters. Lastly we will present several improvements so that the solutions exist on every finite time horizon.

1.2. Structure of this article

The paper is organized in the following way. In Section 2 we review the classical Intelligent Driver Model (IDM) and describe briefly the physical meaning of the parameters involved. Well-posedness of the IDM for small time horizon is stated in Theorem 1. In Section 3 we analyze peculiar and possibly pathological behaviors of the model. Specifically, we provide explicit settings in which it produces negative velocities (Example 1), negative velocities and blow-up of the solution in finite time (Example 2, Example 3). Section 4 collects some of the main results of this work. Existence and uniqueness of a solution for all times and “safe” initial configurations of the drivers are given in Theorem 3 as well as a lower bound on the distance is proven in Theorem 2 which can be interpreted as “collision free”. Section 5 is devoted to the exploration, analysis and comparison of adjustments to the classic IDM in order to avoid the problems mentioned in Section 3 for general initial data. To this end, we introduce three slightly modified versions of the IDM for which well-posedness is proved: the *projected IDM*, the *acceleration projected IDM*, the *vra-IDM* (velocity regularized acceleration) defined respectively in Definition 4, Definition 5, Definition 6. A further and more drastic adjustment to the classic model is proposed in Definition 7 which involves a discontinuous acceleration, and therefore denoted as *discontinuous improvement*.

Finally, in Section 7 we draw conclusions from our work and mention possible research directions opened by this contribution.

2. The intelligent driver model (IDM): Definitions and basic results

In this section we introduce the intelligent driver model (IDM) as the following system of ordinary differential equations. To this end, we require to define the acceleration function as follows:

Definition 1 (The IDM acceleration). *Let $T \in \mathbb{R}_{>0}$ be fixed. For a parameter set $(a, b, v_{free}, \tau, s_0, l, \delta) \in \mathbb{R}_{>0}^3 \times (0, T) \times \mathbb{R}_{>0}^2 \times \mathbb{R}_{>1}$ we define the following IDM car-following acceleration on the set*

$$\mathcal{A} := \{(x, v, x_\ell, v_\ell) \in \mathbb{R}^4 : x_\ell - x - l > 0\},$$

$$\text{Acc} : \begin{cases} \mathcal{A} & \rightarrow \mathbb{R} \\ (x, v, x_\ell, v_\ell) & \mapsto a \left(1 - \left(\frac{|v|}{v_{free}} \right)^\delta - \left(\frac{2\sqrt{ab}(s_0 + v\tau) + v(v - v_\ell)}{2\sqrt{ab}(x_\ell - x - l)} \right)^2 \right). \end{cases}$$

Remark 1 (Absolute values in the IDM Acceleration). *It is worth mentioning that in most literature the parameter δ is not precisely specified except that it is assumed to be positive. However, as we will show, velocities can become negative and this is why we assumed that the acceleration term in Definition 1 involves the absolute value of the velocity so that the term*

$$\left(\frac{|v|}{v_{free}} \right)^\delta$$

is well defined for all $v \in \mathbb{R}$ and $\delta \in \mathbb{R}_{>0}$. Obviously, this is only one choice and it might be more reasonable to replace this by

$$\text{sgn}(v) \left(\frac{|v|}{v_{free}} \right)^\delta$$

so that this term contributes positive to the acceleration for negative velocities and indeed counteracts a negative velocity. For $\delta \in 2\mathbb{N}_{\geq 1} + 1$ Remark 1 can actually be replaced by the version without the absolute value and the same is true for $\delta \in 2\mathbb{N}_{\geq 1}$ with the drawback that this part of the acceleration will always remain negative as we also assume for now in Definition 1.

An analysis similar to the one in this paper can then be carried out with mentioning that although in this case the solution’s velocity can diverge to $-\infty$.

As we will require for the leader a specific acceleration, the “free-flow acceleration”, we define as follows

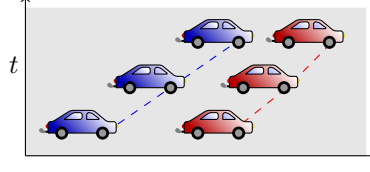


Figure 1: For $t \in [0, T]$ the leader $x_\ell(t)$ with its dynamics determined by the acceleration $u_{\text{lead}}(t)$ and the follower $x(t)$ with its dynamics governed by the classical IDM (acceleration Acc as in Definition 1). The overall dynamics is stated in Definition 3. The follower approaches the leader. Will they collide?

Definition 2 (Free flow acceleration). For $(a, v_{\text{free}}, \delta) \in \mathbb{R}_{>0}^2 \times \mathbb{R}_{>1}$ the **free flow** acceleration is defined by

$$\text{Acc}_{\text{front}} : \begin{cases} \mathbb{R}^2 & \rightarrow \mathbb{R} \\ (x, v) & \mapsto a \left(1 - \left(\frac{|v|}{v_{\text{free}}} \right)^\delta \right). \end{cases}$$

Having defined the acceleration function, we are ready to present Definition 3:

Definition 3 (The IDM). Given Definition 1, we call the following system of ordinary differential equations in position $\mathbf{x} = (x_\ell, x) : [0, T] \rightarrow \mathbb{R}^2$ and velocity $\mathbf{v} = (v_\ell, v) : [0, T] \rightarrow \mathbb{R}^2$

$$\begin{aligned} \dot{x}_\ell(t) &= v_\ell(t), & t \in [0, T], \\ \dot{v}_\ell(t) &= u_{\text{lead}}(t), & t \in [0, T], \\ \dot{x}(t) &= v(t), & t \in [0, T], \\ \dot{v}(t) &= \text{Acc}(x(t), v(t), x_\ell(t), v_\ell(t)), & t \in [0, T], \\ (x_\ell(0), x(0)) &= (x_{\ell,0}, x_0), \\ (v_\ell(0), v(0)) &= (v_{\ell,0}, v_0), \end{aligned}$$

with leading dynamics $u_{\text{lead}} : [0, T] \rightarrow \mathbb{R}$ the car-following **IDM**. $(x_0, x_{\ell,0}, v_0, v_{\ell,0}) \in \mathbb{R}^2 \times \mathbb{R}_{\geq 0}^2$ are initial positions and velocities.

This is schematically illustrated in Fig. 1. We give a short overview of some of the meanings of the parameters in the IDM.

Remark 2 (Meaning of the previously introduced parameters). The parameters $a, b, v_{\text{free}}, \tau, s_0, l$ and δ , introduced in Definition 1, are model parameters which have – according to [29] – the following meaning:

acceleration a : the maximum vehicle acceleration;

comfortable braking deceleration b : a positive number;

desired velocity v_{free} : the velocity the vehicle would drive at in free traffic;

desired time headway τ : the minimum possible time to the vehicle in front;

minimum spacing s_0 : a minimum desired net distance;

the length of the vehicle l ;

the acceleration exponent δ : Specifying how the acceleration decreases when approaching the desired velocity v_{free} .

Table 1 shows some suggested values for the parameters already identified in [29].

For the system to be physically reasonable we require some additional assumptions on the order of the initial position and other parameters for the acceleration functions. This is made precise in the following Assumption 1.

Table 1: According to [29] typical and physical meaningful variables for the IDM

Parameters	Variable	Suggested value
Maximum acceleration	a	0.73 m/s^2
Desired deceleration	b	1.67 m/s^2
Desired velocity	v_{free}	120 km/h
Desired time headway	τ	1.6 s
Minimum spacing	s_0	2 m
Length of the vehicle	l	5 m
Acceleration exponent	δ	4

Assumption 1 (Assumptions on input datum and more). *We assume that*

Leading velocity: $u_{\text{lead}} \in \mathcal{U}_{\text{lead}} := \left\{ u \in L^\infty((0, T)) : v_{\ell,0} + \int_0^t u(s) \, ds \geq 0 \, \forall t \in [0, T] \right\}$.

Input parameters for Acc: $(a, b, v_{\text{free}}, \tau, s_0, l, \delta) \in \mathbb{R}_{>0}^3 \times (0, T) \times \mathbb{R}_{>0}^2 \times \mathbb{R}_{>1}$.

Physical relevant initial datum: $(x_0, x_{\ell,0}, v_0, v_{\ell,0}) \in \mathbb{R}^2 \times \mathbb{R}_{\geq 0}^2 : x_0 < x_{\ell,0} - l$.

The previous assumption on the involved datum enables it to prove the well-posedness on a significantly small time horizon, i.e., that there exists a solution on the time horizon and that this solution is unique:

Theorem 1 (Well-posedness of sufficiently small time horizon). *Given $N \in \mathbb{N}_{\geq 0}$ and Assumption 1, there exists a small enough time $T^* \in \mathbb{R}_{>0}$ so that the IDM in Definition 3 admits a unique solution $(x, x_\ell) \in W^{2,\infty}([0, T^*])^2$.*

Proof. The right hand side of Definition 3 is around the initial datum in Assumption 1 locally Lipschitz-continuous. The existence and uniqueness on a small time horizon then follows by the Picard-Lindelöf Theorem ([8, Chapter 4] or [9, Thm 1.3]). \square

3. Counterexamples

Given Theorem 1, the next natural questions consist of whether the solution on the small time horizon can be extended to any finite time horizon and whether the model remains reasonable. As it turns out, neither points hold if we do not restrict our initial datum beyond Assumption 1. Of course, such unreasonable behavior appears with specific initial datum, however this may in fact happen frequently when different traffic scenarios are analyzed. Especially, such initial datum could happen in the presence of lane-changing, on ramps and other network components as it is the case for most commonly used micro-simulators. We present the shortcomings in the following.

3.1. Negative velocity

In this subsection, we show that the IDM can develop negative velocities for the following vehicle, although the leading vehicle might drive with positive speed. The reason for this is that if the following vehicle is too close to the leading vehicle, it needs to slow down. Assume now that it actually has already zero velocity, it will need to move backwards to make it to the “safety” distance s_0 it aims for.

Example 1 (Negative velocity). *Assume that $x_0 = x_{\ell,0} - l - \varepsilon$ for $\varepsilon \in \mathbb{R}_{>0}$ yet to be determined and $v_0 = 0$. Then, we compute the change of velocity for the following vehicle and have for $t \in [0, T]$ according to Definition 3*

$$\dot{v}(t) = a \left(1 - \left(\frac{|v(t)|}{v_{\text{free}}} \right)^\delta - \left(\frac{2\sqrt{ab}(s_0 + v(t)\tau) + v(t)(v(t) - v_\ell(t))}{2\sqrt{ab}(x_\ell(t) - x(t) - l)} \right)^2 \right).$$

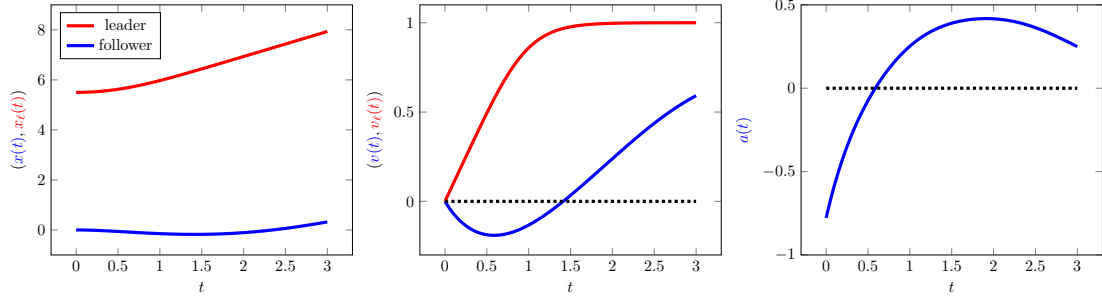


Figure 2: The IDM with parameters $a = 1$, $b = 2$, $v_{\text{free}} = 1$, $\tau = 1.6$, $l = 4$, $s_0 = 2$, $d = 4$ and datum $x_0 = 0$, $x_{\ell,0} = l + 1.5 < l + s_0$, $v_0 = 0$, $v_{\ell,0} = 0$. **Left:** vehicles' positions, **middle:** vehicles' velocities and **right:** followers acceleration. The **leader** follows the free flow acceleration profile as in Definition 2. As the initial distance between the two vehicles is smaller than s_0 , the **following vehicle** moves backwards to increase the space.

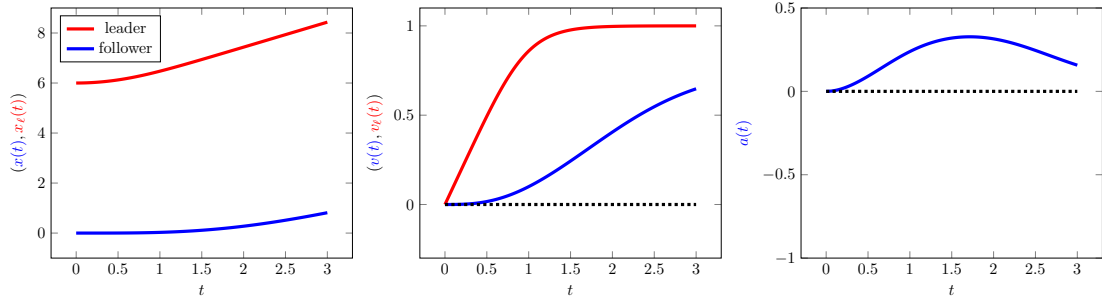


Figure 3: Continuation of Fig. 2: The IDM with parameters $a = 1$, $b = 2$, $v_{\text{free}} = 1$, $\tau = 1.6$, $l = 4$, $s_0 = 2$, $d = 4$ and datum $x_0 = 0$, $x_{\ell,0} = l + 2 = l + s_0$, $v_0 = 0$, $v_{\ell,0} = 0$. The **leader** follows the free flow acceleration as in Definition 2. The initial distance between the two vehicles is large enough so that the **following vehicle** does not attain negative velocity.

Plugging in $t = 0$ leads to

$$\dot{v}(0) = a \left(1 - \left(\frac{2\sqrt{abs_0}}{2\sqrt{ab\varepsilon}} \right)^2 \right) = a \left(1 - \left(\frac{s_0}{\varepsilon} \right)^2 \right).$$

Thus, whenever $\varepsilon < s_0$, the following vehicle has – at least for small time horizon – a negative speed, although the leading vehicle drives with arbitrary speed $v_{\ell} \in \mathbb{R}$. This is also detailed in the following Fig. 2 and in Fig. 3 demonstrated that for larger spacing this does not occur:

A more reasonable approach for avoiding this type of behavior is that the following car just waits until the leading car has moved farther away. This can be achieved by adjusting the model accordingly as done in Section 5.

3.2. Velocity exploding in finite time

In this subsection, we show that the solution can cease to exist in finite time. We first present an example, with fixed parameters, to explain the reasons behind this phenomenon. Then, we generalize the example and illustrate how this phenomenon may occur for parameters in a whole region of the space.

Example 2 (Negative velocity and a blow-up of the solution in finite time). Assume the constants and initial data are as in Example 1, with $0 < \varepsilon < 1$ and non-negative initial velocity of the leading vehicle $v_{\ell,0} \geq 0$. The leading vehicle's position is given by

$$x_{\ell}(t) = x_{\ell,0} + v_{\ell,0}t + \frac{u}{2}t^2,$$

and the leading vehicle's velocity by

$$v_\ell(t) = v_{\ell,0} + ut.$$

Plugging this into the equations for the follower, we obtain the following system of ODEs

$$\begin{aligned} \dot{x}(t) &= v(t) \\ \dot{v}(t) &= a \left(1 - \left(\frac{|v(t)|}{v_{free}} \right)^\delta - \left(\frac{2\sqrt{ab}(s_0 + v(t)\tau) + v(t)(v(t) - v_\ell(t))}{2\sqrt{ab} \cdot (x_\ell(t) - x_{\ell,0} + \varepsilon - \int_0^t v(s) ds)} \right)^2 \right) \\ x(0) &= x_{\ell,0} - l - \varepsilon \\ v(0) &= 0. \end{aligned}$$

Now we fix $v_{free} = 1 = a$; $s_0 = 16$; $b = \frac{1}{4a}$; $\tau = 8$; $v_{\ell,0} = 0$; $u = 0$; $\delta = 4$; $x_{\ell,0} = 0$, which gives

$$\begin{aligned} \dot{x}(t) &= v(t) \\ \dot{v}(t) &= 1 - (v(t))^4 - \left(\frac{(4+v(t))^2}{\varepsilon - \int_0^t v(s) ds} \right)^2. \end{aligned}$$

We now show that there exists \bar{t} such that $v(\bar{t}) < -1$. Assume, by contradiction, that $v(t) \geq -1$ on $t \in [0, 1]$, then since $\varepsilon < 1$ for $t \in [0, 1]$ we get

$$\dot{v}(t) \leq 1 - \left(\frac{(4+v(t))^2}{\varepsilon - \int_0^t v(s) ds} \right)^2 \leq 1 - \left(\frac{4}{\varepsilon + 1} \right)^2 \leq 1 - (2)^2 = -3,$$

and by integration and by the previous assumption we have

$$-1 \leq v_0 + \int_0^t \dot{v}(s) ds \leq v_0 - 3t$$

and therefore – plugging in for instance $t = 1$

$$-1 \leq \int_0^1 \dot{v}(s) ds \leq -3,$$

a contradiction.

Blow-up of the solution in finite time. Let $t^* \in (0, T]$ denote the first time such that $v(t^*) < -1$. Then, recalling the semi-group property of ODEs, we can consider the initial value problem in $\tilde{v} : [t^*, T] \rightarrow \mathbb{R}$

$$\begin{aligned} \tilde{v}(t^*) &= v(t^*) < -1 \\ \dot{\tilde{v}}(t) &= 1 - (\tilde{v}(t))^4 - \left(\frac{(4+\tilde{v}(t))^2}{\varepsilon - \int_0^t \tilde{v}(s) ds} \right)^2 \quad t \in [t^*, T]. \end{aligned}$$

Estimating $\dot{\tilde{v}}$, we have

$$\dot{\tilde{v}}(t) \leq 1 - (\tilde{v}(t))^4 \quad \forall t \in [t^*, T].$$

As the initial value $\tilde{v}(t^*) < -1$ we obtain that \tilde{v} is monotonically decreasing and we can thus estimate

$$\dot{\tilde{v}}(t) \leq 1 - (\tilde{v}(t))^2 \quad \forall t \in [t^*, T]$$

which can be solved explicitly to obtain

$$\tilde{v}(t) \leq \frac{v(t^*) \exp(2t) + v(t^*) + \exp(2t) - 1}{\exp(2t) + 1 + v(t^*)(\exp(2t) - 1)}.$$

However, the right hand side goes to $-\infty$ when $t \rightarrow \frac{1}{2} \ln \left(\frac{-1+v(t^*)}{1+v(t^*)} \right)$ and thus, also the solution for v ceases to exist for $t \geq t^* + \frac{1}{2} \ln \left(\frac{-1-v(t^*)}{1+v(t^*)} \right)$. This is illustrated in Fig. 4.

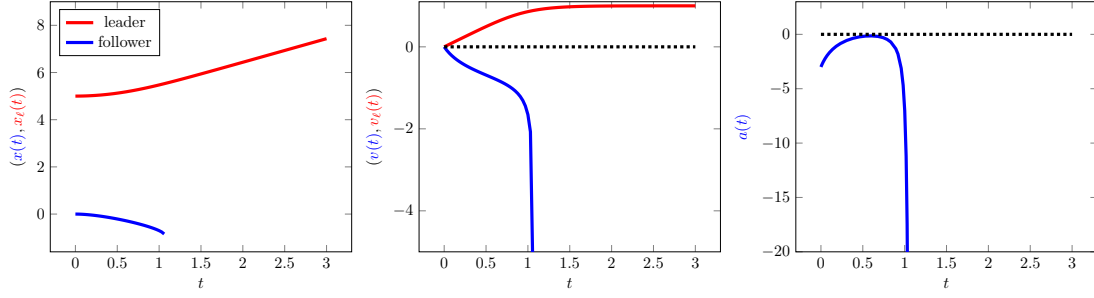


Figure 4: Same parameters as in Fig. 2, but $x_{\ell,0} = l + 1 < l + s_0$. **Left:** Positions of the vehicles; **Middle:** Velocities of the vehicles, **Right:** Acceleration of the follower. Velocity of the follower diverging to $-\infty$ around $t \approx 1.06$. The solution ceases to exist for larger t .

In this example, we chose very specific parameters for convenience. However, the same behavior and divergence of the speed to $-\infty$ in finite time can be shown for a rather general range of parameters. This is presented in Example 3. To prove this, we start by showing the following Lemma.

Lemma 1 (Sufficiently negative velocity in small time). *Assume that the initial velocity of the following vehicle $v_0 = 0$, the initial velocity of the leading vehicle $v_{\ell,0} > 0$, and the initial positions of the two vehicles are separated by $l + \varepsilon$ for some $\varepsilon \in (0, s_0)$, i.e., $x_{\ell,0} - x_0 - l = \varepsilon < s_0$. Choose parameters s_0 , τ and v_{free} such that $-\frac{s_0}{1.01\tau} < -v_{\text{free}}$, let $\delta > 1$ and let $v_{\text{max}} > 0$ be an upper bound for the vehicles' velocities. Then there exists $t^{**} \in [0, T]$, such that $v(t^{**}) < -v_{\text{free}}$.*

Proof. We consider two different cases:

- If there exists $t^* \in [0, T]$, such that $v(t^*) < -v_{\text{free}}$, then we chose $t^{**} = t^*$.
- Otherwise, we assume that for every $t \in [0, T]$, $v(t) \geq -v_{\text{free}}$ which implies that $v(t) > -\frac{s_0}{1.01\tau}$, i.e.,

$$s_0 + v(t)\tau > \frac{s_0}{1.01} > 0.$$

By the definition of v_{max} and v_{free} , we have for every $t \in [0, T]$, $v_{\ell}(t) - v(t) \leq v_{\text{max}} + v_{\text{free}}$. Furthermore, since $v_{\ell}(t) > 0$ and $v(t) < 0$, we have $v(t)(v(t) - v_{\ell}(t)) > 0$. Then one can find an upper bound for the distance between the two vehicles. That is, for every $t \in [0, T]$,

$$x_{\ell}(t) - x(t) - l \leq \varepsilon + (v_{\text{max}} + v_{\text{free}})t.$$

Therefore, for every $t \in [0, T]$,

$$\begin{aligned} \dot{v}(t) &= a \left(1 - \left(\frac{|v(t)|}{v_{\text{free}}} \right)^{\delta} - \left(\frac{2\sqrt{ab}(s_0 + v(t)\tau) + v(t)(v(t) - v_{\ell}(t))}{2\sqrt{ab}(x_{\ell}(t) - x(t) - l)} \right)^2 \right) \\ &\leq a \left(1 - \left(\frac{2\sqrt{ab}(s_0 + v(t)\tau) + v(t)(v(t) - v_{\ell}(t))}{2\sqrt{ab}(x_{\ell}(t) - x(t) - l)} \right)^2 \right) \\ &\leq a \left(1 - \left(\frac{s_0 + v(t)\tau}{x_{\ell}(t) - x(t) - l} \right)^2 \right) \\ &\leq a \left(1 - \left(\frac{s_0 + v(t)\tau}{\varepsilon + (v_{\text{max}} + v_{\text{free}})t} \right)^2 \right) \\ &\leq a \left(1 - \left(\frac{\frac{s_0}{1.01}}{\varepsilon + (v_{\text{max}} + v_{\text{free}})t} \right)^2 \right). \end{aligned}$$

Note that inequality (3.2) is true since $\frac{|v(t)|}{v_{\text{free}}}$ is non-negative, inequality (3.2) is due to the fact that for every $t \in [0, T]$, $v(t)(v(t) - v_{\ell}(t)) > 0$, inequality (3.2) is because of the upper bounded for the distance between the two vehicles given by inequality (3.2), and inequality (3.2) is due to inequality (3.2).

Hence, for every $t \in [0, T]$,

$$\begin{aligned} v(t) &\leq a \int_0^t \left(1 - \left(\frac{\frac{s_0}{101}}{\varepsilon + (v_{\max} + v_{\text{free}})s} \right)^2 \right) ds \\ &= a \left(t + \frac{s_0^2}{101^2(v_{\max} + v_{\text{free}})} \left(\frac{1}{\varepsilon + (v_{\max} + v_{\text{free}})t} - \frac{1}{\varepsilon} \right) \right) = at \left(1 - \frac{s_0^2}{101^2} \frac{1}{\varepsilon + (v_{\max} + v_{\text{free}})t} \right). \end{aligned}$$

Setting $t = \varepsilon$, we have,

$$v(\varepsilon) \leq a\varepsilon \left(1 - \frac{s_0^2}{101^2} \frac{1}{\varepsilon + (v_{\max} + v_{\text{free}})\varepsilon} \right) = a \frac{101^2 \varepsilon (\varepsilon + (v_{\max} + v_{\text{free}})\varepsilon) - s_0^2}{101^2 (\varepsilon + (v_{\max} + v_{\text{free}})\varepsilon)} \rightarrow -\infty \text{ as } \varepsilon \rightarrow 0.$$

Note that the upper bound for the velocity at time $t = \varepsilon$ goes to negative infinity as ε goes to zero. Therefore, for $\varepsilon > 0$ small enough, we have,

$$v(\varepsilon) \leq -v_{\text{free}}.$$

Hence, there exists $t^{**} = \varepsilon \in [0, T]$, such that $v(t^{**}) < -v_{\text{free}}$. \square

The previous Lemma guarantees that for properly chosen initial datum and velocity the follower's velocity can become more negative than $-v_0$, the negative free-flow velocity. This enables us to prove that the solution ceases to exist in finite time. This is related to the famous example of a blow-up of solutions to the Riccati ODEs for specific initial datum in finite time:

Example 3 (Negative velocity and a blow-“down” of the velocity in finite time). *Again, we assume the parameters and initial data as in Lemma 1. Then by Lemma 1, there exists $t^{**} \in [0, T]$, such that $v(t^{**}) < -v_{\text{free}}$. Recall that $\delta > 1$. For any time t such that $v(t) < -v_{\text{free}}$,*

$$\dot{v}(t) \leq a \left(1 - \left(\frac{|v(t)|}{v_{\text{free}}} \right)^\delta \right) < 0$$

Thus v is strictly decreasing on the time interval $[t^{**}, T]$. In addition, we are going to show that v cease to exist in finite time and that there exists $t_1 > 0$ such that $\lim_{t \rightarrow t_1} v(t) = -\infty$. Assume by contradiction that this is not the case. Then as $v(T) < -v_0$ the solution remains strictly decreasing as long as it exists and as it does not reach $-\infty$ in finite time it can be extended on $[0, +\infty)$ and is strictly decreasing on $[T, +\infty)$. Therefore we have the following

$$\int_T^t \frac{\dot{v}(s)}{1 - \left(\frac{|v(s)|}{v_{\text{free}}} \right)^\delta} ds \geq a(t - T), \quad \forall t \in [T, +\infty).$$

As v is strictly decreasing we can perform a change of variable in the integral by setting $y = -v(s)$ to get

$$\int_{-v(T)}^{-v(t)} \frac{1}{\left(\frac{y}{v_{\text{free}}} \right)^\delta - 1} dy \geq a(t - T), \quad \forall t \in [T, \infty).$$

Note that $-v(T) > v_0$. We denote $\eta := -v(T) - v_{\text{free}} > 0$, Example 3 implies

$$\int_{v_{\text{free}} + \eta}^{+\infty} \frac{1}{\left(\frac{y}{v_{\text{free}}} \right)^\delta - 1} dy \geq a(t - T), \quad \forall t \in [T, \infty).$$

Letting $t \rightarrow +\infty$ this implies that

$$\int_{v_{\text{free}} + \eta}^{+\infty} \frac{1}{\left(\frac{y}{v_{\text{free}}} \right)^\delta - 1} dy = \infty,$$

but because $\delta > 1$ we have $\int_{v_{\text{free}} + \eta}^{+\infty} \frac{1}{\left(\frac{y}{v_{\text{free}}} \right)^\delta - 1} dy \in \mathbb{R}$, which gives a contradiction. Therefore, v ceases to exist and diverges to $-\infty$ in finite time.

As we have seen from the previous Example 3 the velocity can blow-up in finite time. However, what is not clear is whether the position of the car can consequently also explode. Thanks to the relation between position and velocity, i.e., $x'(t) = v(t)$, $t \in [0, T]$ this is a matter of whether $v \in L^1((0, t^*))$ if t^* is the time where the velocity goes to $-\infty$. And indeed, it can be shown that this holds true and the position remains bounded:

Corollary 1 (Boundedness of the position in the case of a blow-up of velocity). *Let Assumption 1, $\delta \in \mathbb{R}_{>2}$ and assume that – as investigated in Example 3 – there exists a time horizon $t^* \in \mathbb{R}_{>0}$ so that*

$$\lim_{t \nearrow t^*} v(t) = \lim_{t \nearrow t^*} \dot{x}(t) = -\infty.$$

Then, the position at the time of the blow-up remains finite, i.e.

$$\exists c \in \mathbb{R} : \lim_{t \nearrow t^*} x(t) = c$$

or equivalently stated

$$v \in L^1((0, t^*)).$$

Proof. The proof consists of showing that the L^1 mass of the velocity remains bounded. To this end, we estimate the acceleration from above. Choose $t_1 \in [0, t^*]$ so that

$$\left(v(s)^2 - v(s)v_\ell(s) + 2\sqrt{ab}(s_0 + v(s)\tau) \right)^2 > 0 \wedge v(s) \leq -\max\{2v_{\text{free}}, 1\} \quad \forall s \in [t_1, t^*].$$

Such a t_1 always exists as v diverges to $-\infty$ so that for s close enough to t^* the quadratic term in the previous estimate will always outnumber the affine linear term and v_ℓ is essentially bounded. Then, recalling Definition 1 of the IDM we have for $s \in [t_1, t^*]$

$$\dot{v}(t) \leq -\frac{a}{2} \left(\frac{|v(t)|}{v_{\text{free}}} \right)^\delta.$$

Assuming $\delta \in \mathbb{R}_{>2}$ divide by $|v(t)|^{\delta-1}$ (this is possible because v is strictly decreasing and $v(t_1) < -1$), and integrating between t_1 and $t \in [t_1, t^*]$, one has

$$\begin{aligned} \int_{t_1}^t \frac{\dot{v}(\tau)}{|v(\tau)|^{\delta-1}} d\tau &\leq -\frac{a}{2v_{\text{free}}^\delta} \int_{t_1}^t |v(\tau)| d\tau, \\ \frac{(-v)^{2-\delta}(t)}{\delta-2} - \frac{(-v)^{2-\delta}(t_1)}{\delta-2} &\leq -\frac{a}{2v_{\text{free}}^\delta} \int_{t_1}^t |v(\tau)| d\tau. \end{aligned}$$

Dividing by $-a/2v_{\text{free}}^\delta < 0$ and letting $t \rightarrow t^*$, this gives

$$\left(\frac{a}{2v_{\text{free}}^\delta} \right)^{-1} \frac{(-v)^{2-\delta}(t_1)}{\delta-2} \geq \|v\|_{L^1(t_1, t^*)}.$$

Hence, $\|v\|_{L^1(t_1, t^*)} < +\infty$. □

This is particularly interesting as it also illustrates that the model behaves still reasonable (even in the case of a diverge of the velocity to $-\infty$) and underlines the fact that a change in the acceleration to prevent the velocity to diverge might be enough to “improve” the model (compare Section 5).

4. Well-posedness for specific initial datum and all times and lower bounds on the distance

In this section we state results guaranteeing existence and uniqueness of solutions on every finite time horizon under (suitable) conditions on the initial datum and the parameters. We start by stating a result about the minimal distance of between leader and follower.

Theorem 2 (Minimal “safety distance” for the IDM). *Let Assumption 1 hold and particularly $v_\ell \geq 0$. Then, the IDM as in Definition 3 satisfies the following lower bound on the distance*

$$x_\ell(t) - x(t) - l \geq \frac{-A + \sqrt{A^2 + 4aBs_0^2}}{2B} > 0 \quad \forall t \in [0, T]$$

when $T \in \mathbb{R}_{>0}$ denotes the existence horizon of the solution and the constants A, B are given as

$$A := \frac{1}{2}(v_{\ell,0} - v_0)^2 - B \cdot (x_{\ell,0} - x_0 - l) + a \frac{s_0^2}{x_{\ell,0} - x_0 - l}$$

$$B := \operatorname{ess\,inf}_{s \in [0, T]} u_{\text{lead}}(s) - a.$$

Proof. We start with considering the difference of the change of the difference between leader’s acceleration and follower’s acceleration to obtain for $t \in [0, T]$

$$\begin{aligned} \ddot{x}_\ell(t) - \ddot{x}(t) &\geq u_{\text{lead}}(t) - a + a \left(\frac{|v(t)|}{v_{\text{free}}} \right)^\delta + a \left(\frac{2\sqrt{ab}(s_0 + v(t)\tau) + v(t)(v(t) - v_\ell(t))}{2\sqrt{ab}(x_\ell(t) - x(t) - l)} \right)^2 \\ &\geq u_{\text{lead}}(t) - a + a \left(\frac{2\sqrt{ab}(s_0 + v(t)\tau) + v(t)(v(t) - v_\ell(t))}{2\sqrt{ab}(x_\ell(t) - x(t) - l)} \right)^2. \end{aligned}$$

Assume that without loss of generality $\dot{x}_\ell(t) - \dot{x}(t) = v_\ell(t) - v(t) \leq 0$ on the given time horizon, as otherwise the distance of the two vehicles does not decrease. As we have by assumption that $v_\ell \geq 0$ we also have $v \geq 0$ and can continue the estimate and obtain

$$\ddot{x}_\ell(t) - \ddot{x}(t) \geq \operatorname{ess\,inf}_{s \in [0, T]} u_{\text{lead}}(s) - a + as_0^2 \frac{1}{(x_\ell(t) - x(t) - l)^2}.$$

Multiplying with $\dot{x}_\ell - \dot{x} \leq 0$ leads to

$$(\ddot{x}_\ell(t) - \ddot{x}(t))(\dot{x}_\ell(t) - \dot{x}(t)) \leq \left(\operatorname{ess\,inf}_{s \in [0, T]} u_{\text{lead}}(s) - a \right) (\dot{x}_\ell(t) - \dot{x}(t)) + as_0^2 \frac{\dot{x}_\ell(t) - \dot{x}(t)}{(x_\ell(t) - x(t) - l)^2}.$$

Integrating over $(0, t)$ gives

$$\begin{aligned} \frac{1}{2}(v_\ell(t) - v(t))^2 &\leq \frac{1}{2}(v_{\ell,0} - v_0)^2 + \left(\operatorname{ess\,inf}_{s \in [0, t]} u_{\text{lead}}(s) - a \right) \left((x_\ell(t) - x(t) - l) - (x_{\ell,0} - x_0 - l) \right) \\ &\quad - as_0^2 \left(\frac{1}{x_\ell(t) - x(t) - l} - \frac{1}{x_{\ell,0} - x_0 - l} \right) \end{aligned}$$

or in shorter notation $x_\ell(t) - x(t) - l =: g(t)$

$$\frac{1}{2}(g'(t))^2 \leq A + Bg(t) - a \frac{s_0^2}{g(t)}$$

with A, B as in Theorem 2. However, this inequality clearly prevents g from converging to zero as the right hand side goes to $-\infty$ then, while the left hand side is by construction ≥ 0 . From this it follows that

$$0 \leq A + Bg(t) - a \frac{s_0^2}{g(t)}$$

and multiplying both sides by $g(t)$, we obtain

$$0 \leq Bg^2(t) + Ag(t) - as_0^2.$$

Setting the right hand side of the above inequality to zero (the “worst case” bound for g) it yields

$$g_{1,2} = \frac{-A \pm \sqrt{A^2 + 4aBs_0^2}}{2B}.$$

Looking into the discriminant, we find that

$$\begin{aligned} A^2 + 4aBs_0^2 &= \left(\frac{1}{2}(v_{\ell,0} - v_0)^2 + a\frac{s_0^2}{x_{\ell,0} - x_0 - l} - B(x_{\ell,0} - x_0 - l)\right)^2 + 4aBs_0^2 \\ &\geq a^2\frac{s_0^4}{(x_{\ell,0} - x_0 - l)^2} + B^2(x_{\ell,0} - x_0 - l)^4 - 2B(x_{\ell,0} - x_0 - l)\left(a\frac{s_0^2}{x_{\ell,0} - x_0 - l}\right) + 4aBs_0^2 \\ &= \left(a\frac{s_0^2}{x_{\ell,0} - x_0 - l} + B(x_{\ell,0} - x_0 - l)\right)^2 \geq 0 \end{aligned}$$

so that g has as lower bound

$$g(t) \geq \frac{-A + \sqrt{A^2 + 4aBs_0^2}}{2B} > 0.$$

Additionally, we also have by almost the same computation that

$$\frac{-A + \sqrt{A^2 + 4aBs_0^2}}{2B} \leq x_{\ell,0} - x_0 - l$$

implying that the obtained lower bound does not contradict the initial distance. This concludes the proof. \square

Remark 3 (Comments on the derived “safety distance” and the “extreme” case $B = 0$). *We have not commented about the sign of A and B in Theorem 2. Clearly, assuming that $B \leq 0$ is reasonable as otherwise it holds*

$$\operatorname{ess-}\inf_{t \in [0, T]} u_{\text{lead}}(s) \geq a,$$

meaning that the leader speeds up at least with the maximal acceleration of the follower, implying that the distance will always increase. Thus, assuming $B \leq 0$ the term $\frac{-A}{2B}$ is positive and $\frac{\sqrt{A^2 + 4aBs_0^2}}{2B}$ negative but its absolute value is smaller than $\frac{-A}{2B}$ so that the obtained lower bound is still positive.

The lower bound together with the corresponding simulations is illustrated for a specific experimental setup in Fig. 7.

However, as the lower bound is not well-defined for $B = 0$, we compute the limes of the lower bound. Recalling that A is also a function of B namely, $A(B) = \frac{1}{2}(v_{\ell,0} - v_0)^2 - B \cdot (x_{\ell,0} - x_0 - l) + a\frac{s_0^2}{x_{\ell,0} - x_0 - l}$ we have

$$\begin{aligned} \lim_{B \rightarrow 0} \frac{-A(B) + \sqrt{A(B)^2 + 4aBs_0^2}}{2B} &= \lim_{B \rightarrow 0} \frac{-A'(B)}{2} + \frac{A(B)A'(B) + 2as_0^2}{2\sqrt{A(B)^2 + 4aBs_0^2}} \\ &= \frac{x_{\ell,0} - x_0 - l}{2} - \frac{\left(\frac{1}{2}(v_{\ell,0} - v_0)^2 + a\frac{s_0^2}{x_{\ell,0} - x_0 - l}\right)(x_{\ell,0} - x_0 - l) - 2as_0^2}{2\left(\frac{1}{2}(v_{\ell,0} - v_0)^2 + \frac{as_0^2}{x_{\ell,0} - x_0 - l}\right)} \\ &= \frac{as_0^2}{(v_{\ell,0} - v_0)^2 + \frac{as_0^2}{x_{\ell,0} - x_0 - l}} \leq x_{\ell,0} - x_0 - l \end{aligned}$$

which indeed verifies that even for $B = 0$ the obtained lower bound is reasonable (however, not sharp as long as $v_{\ell,0} \neq v_0$).

The next theorem gives for the first time in literature some global existence and uniqueness of the classical IDM model Definition 3 under assumptions on initial velocities, positions, acceleration parameter $a \in \mathbb{R}_{>0}$ and leader’s acceleration u_{lead} .

Theorem 3 (Bounds on the velocity for specific initial states, semi-global well-posedness). *Let Definition 3 be given with the parameters as in Assumption 1. In addition, assume that it holds*

$$\left(\operatorname{ess\,inf}_{s \in [0, T]} u_{\text{lead}}(s) \right)^2 \geq 2a \frac{(v_{\ell,0} - v_0)^2}{x_{\ell,0} - x_0 - l}.$$

Then, the solution to the Definition 3 exists on every finite time horizon $T \in \mathbb{R}_{>0}$, the velocity is nonnegative

$$\max\{v_0, v_{\text{free}}\} \geq v(t) := \dot{x}(t) \geq 0 \quad \forall t \in [0, T]$$

and the lower bound on the distance as in Theorem 2 holds.

Proof. Assume that there is a time $t^* \in (0, T]$ where $v(t^*) = 0$. Then, recalling the Definition 1 we have

$$\begin{aligned} \dot{v}(t^*) &= a - a \left(\frac{s_0}{x_{\ell}(t^*) - x(t^*) - l} \right)^2 \\ &\stackrel{\text{Theorem 2}}{\geq} a - a \frac{2B^2 s_0^2}{A^2 + 2aBs_0^2 - A\sqrt{A^2 + 4aBs_0^2}}. \end{aligned}$$

As we would like to have that the right hand side is strictly positive, we require the following condition

$$\begin{aligned} 2B^2 s_0^2 &< A^2 + 2aBs_0^2 - A\sqrt{A^2 + 4aBs_0^2} \\ \Leftrightarrow 4B^4 s_0^2 + 4a^2 B^2 s_0^2 + 4aA^2 B - 8aB^3 s_0^2 - 4A^2 B^2 &> 4aA^2 B \\ \Leftrightarrow s_0^2 (B - a)^2 &> A^2. \end{aligned}$$

Plugging in the definition of A , we obtain the inequality

$$\begin{aligned} s_0^2 (B^2 + a^2) &> \frac{1}{4} (v_{\ell,0} - v_0)^4 + B^2 (x_{\ell,0} - x_0 - l)^2 + a^2 \frac{s_0^4}{(x_{\ell,0} - x_0 - l)^2} \\ &\quad - (v_{\ell,0} - v_0)^2 B (x_{\ell,0} - x_0 - l) + \frac{as_0^2 (v_{\ell,0} - v_0)^2}{x_{\ell,0} - x_0 - l} \end{aligned}$$

and resorting

$$\begin{aligned} 0 &< - \frac{a^2}{(x_{\ell,0} - x_0 - l)^2} s_0^4 + \left(B^2 + a^2 - \frac{a(v_{\ell,0} - v_0)^2}{x_{\ell,0} - x_0 - l} \right) s_0^2 \\ &\quad - \frac{1}{4} (v_{\ell,0} - v_0)^4 - B^2 (x_{\ell,0} - x_0 - l)^2 + (v_{\ell,0} - v_0)^2 B (x_{\ell,0} - x_0 - l) \end{aligned}$$

Computing the (potential) zeros of the right hand side we obtain the expression (in s_0^2)

$$\begin{aligned} s_0^2 &= \frac{-B^2 - a^2 + a \frac{(v_{\ell,0} - v_0)^2}{x_{\ell,0} - x_0 - l} \pm \sqrt{D}}{-2 \frac{a^2}{(x_{\ell,0} - x_0 - l)^2}} \\ D &:= \left(B^2 + a^2 - \frac{a(v_{\ell,0} - v_0)^2}{x_{\ell,0} - x_0 - l} \right)^2 + 4a^2 \frac{\left(-\frac{1}{4} (v_{\ell,0} - v_0)^4 - B^2 (x_{\ell,0} - x_0 - l)^2 + (v_{\ell,0} - v_0)^2 B (x_{\ell,0} - x_0 - l) \right)}{(x_{\ell,0} - x_0 - l)^2}. \end{aligned}$$

Assuming for the discriminant $D \geq 0$ to obtain a solution in the reals we require the following inequality to hold

$$\begin{aligned} &\left(B^2 + a^2 - \frac{a(v_{\ell,0} - v_0)^2}{x_{\ell,0} - x_0 - l} \right)^2 \\ &\geq \frac{-4a^2}{(x_{\ell,0} - x_0 - l)^2} \left(-\frac{1}{4} (v_{\ell,0} - v_0)^4 - B^2 (x_{\ell,0} - x_0 - l)^2 + (v_{\ell,0} - v_0)^2 B (x_{\ell,0} - x_0 - l) \right) \end{aligned}$$

which is equivalent to

$$B^4 + a^4 - 2B^2 a^2 - 2 \frac{B^2 a (v_{\ell,0} - v_0)^2}{x_{\ell,0} - x_0 - l} - 2 \frac{a^3 (v_{\ell,0} - v_0)^2}{x_{\ell,0} - x_0 - l} + \frac{4a^2 (v_{\ell,0} - v_0)^2 B}{x_{\ell,0} - x_0 - l} \geq 0$$

$$\Leftrightarrow (B + a)^2 - 2a \frac{(v_{\ell,0} - v_0)^2}{x_{\ell,0} - x_0 - l} \geq 0.$$

However, this last condition is indeed Theorem 3 and does not only guarantee the existence of zeros in the previous solution formula Section 4 for s_0^2 , it also implies that $s_0^2 \geq 0$ as becomes clear with mentioning that for the terms in Section 4 it holds

$$(B + a)^2 \geq 2a \frac{(v_{\ell,0} - v_0)^2}{x_{\ell,0} - x_0 - l} \implies B^2 + a^2 \geq a \frac{(v_{\ell,0} - v_0)^2}{x_{\ell,0} - x_0 - l}$$

and recalling that $B \in \mathbb{R}_{\leq 0}$ in accordance to Theorem 2. From this, the nonnegativity of the velocity follows given the claimed condition Theorem 3. Assume next that $v(t) \geq v_{\text{free}}$. Then, by the very definition of Acc in Definition 1 it yields $\dot{v}(t) < 0$. Thus, we have as an upper bound on the velocity

$$v(t) \leq \max\{v_{\text{free}}, v_0\} \quad \forall t \in [0, T],$$

and the boundedness of the velocity together with Theorem 1 gives the existence and uniqueness of a solution on every finite time horizon. \square

In the following remark we will shortly discuss the meaning of Theorem 3.

Remark 4 (The well-posedness condition in Theorem 3). *Writing out Theorem 3 we have*

$$\left(\operatorname{ess-}\inf_{s \in [0, T]} u_{\text{lead}}(s) \right)^2 \geq 2a \frac{(v_{\ell,0} - v_0)^2}{x_{\ell,0} - x_0 - l}.$$

Although this condition is not sharp in the sense that there exist data where the corresponding solution exists globally but which do not satisfy Theorem 3, it provides still some insights: Given that $\operatorname{ess-}\inf_{s \in [0, T]} u_{\text{lead}}(s) < 0$ there will always exist initial states and velocities so that the system is globally well-posed. Even more, in the case that $v_{\ell,0} = v_0$ we obtain well-posedness for all initial positions, accelerations, and leader's accelerations. Assuming that $\operatorname{ess-}\inf_{s \in [0, T]} u_{\text{lead}}(s) \geq 0$ ($= 0$) is not an important case as the leader then never slows down but only increases speed (or remains at constant speed). Assuming that $\operatorname{ess-}\inf_{s \in [0, T]} u_{\text{lead}}(s) \neq 0$ and if the initial spacing between follower and leader is large enough the well-posedness holds also once more, another indication that the system has enough time to adjust and somewhat "equilibrate". If one chooses $a \in \mathbb{R}_{> 0}$ small enough, the well-posedness is again achieved. This can be explained by mentioning that the follower then only can increase their speed slowly. Finally, if the previous inequality is strict, we even obtain that the follower's velocity is strictly positive. It is a direct consequence of the proof of Theorem 3, however, we do not go into details.

We conclude this section by referring to Theorem 9, a theorem which states the well-posedness of the classical IDM for arbitrary many cars when initial velocities are chosen properly.

5. Improvements for the IDM

In this section, we present several improvements of the IDM to fix the problems illustrated in Section 3 for general initial datum. Before doing this, however, we present some other numerics on how the classical IDM behaves for specific data. This will serve as a comparison to the proposed improvements later:

Example 4 (Some additional numerical results for the classical IDM). *All examples – except those who are physically unreasonable (compare Section 5.2) – will be tested on three different scenarios:*

1. *As the set of parameters where one can observe a negative velocity of the follower in the original IDM – see Example 1 and Fig. 2.*
2. *As the set of parameters where one can observe that the velocity of the follower diverges to $-\infty$ in finite time in the original IDM – see Example 2 and Fig. 4.*
3. *A heavy stop and go wave traffic situation with the leader's acceleration $u_{\text{lead}} \equiv a \cdot \mathbb{1}_{\{t \in [0, T]: \sin(t/4) \geq 0.8\}} - a \cdot \mathbb{1}_{\{t \in [0, T]: \sin(t/4) \leq -0.8\}}$, $a = 0.73$, $b = 1.67$, $v_{\text{free}} = \frac{120}{36}$, $\tau = 1.6$, $l = 4$, $s_0 = 2$, $d = 4$ illustrated in Fig. 5. The results for the original IDM are then illustrated in Fig. 6 and can serve as comparison.*

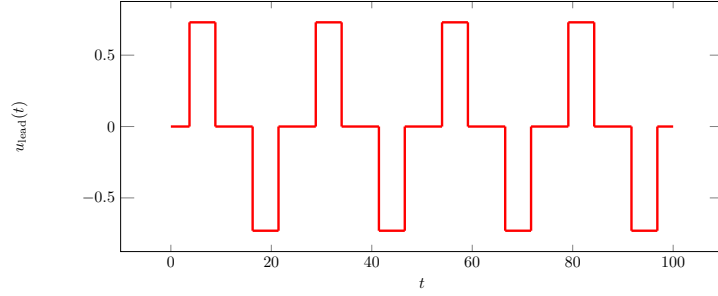


Figure 5: The acceleration profile u_{lead} of the leader. This is intended to specify a leader that repeats the pattern “accelerate, constant velocity, decelerate, constant velocity”.

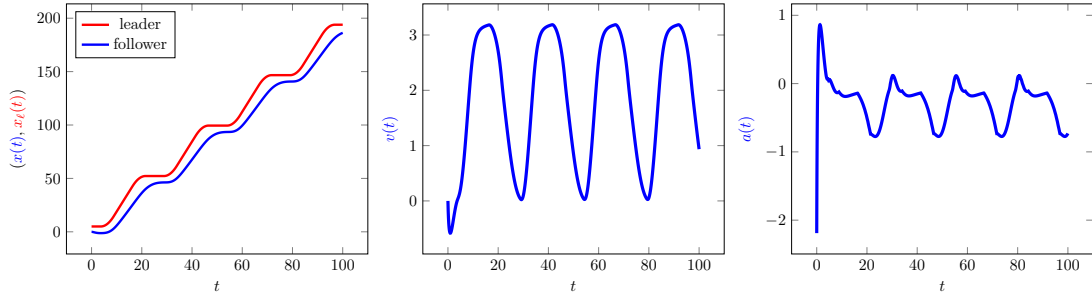


Figure 6: The original IDM, with parameters $x_0 = 0$, $x_{\ell,0} = l + 1 < l + s_0$, $v_0 = 0 = v_{\ell,0}$. Both vehicles start with 0 velocity, and the leader follows the acceleration profile in Fig. 5. **Left:** the position of both **leader** and **follower**, **middle:** the velocity of the **follower** and **right:** the acceleration of the **follower**. We leave the velocity and acceleration profile of the leader out as it is fully determined by the given u_{lead} .

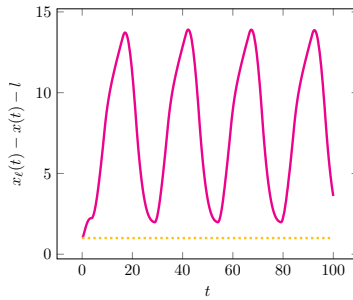


Figure 7: The original IDM with the same parameters as in Fig. 6. Headway (in **magenta**) $x_{\ell}(t) - x(t) - l$ is illustrated together with the lower “a priori” bound as derived in Theorem 2 in Theorem 2. Computing this headway, we have for the numbers A, B as in Theorem 2 $B = -0.73 - 0.73 = -1.46$, $A = 1.46 \cdot 1 + 0.73 \frac{4}{1} = 4.38$ and thus as lower bound on the headway $\frac{-A + \sqrt{A^2 + 4aBs_0^2}}{2B} = 1$ which is indicated in **dotted yellow**. As can be seen the lower bound is always valid and for $t = 0$ even sharp.

5.1. Projection on nonnegative velocities and restricting the maximal deceleration

A straight forward improvement consists of projecting the velocity to nonnegative values. This is detailed in the following Definition 4:

Definition 4 (IDM with projection to nonnegative velocities). *Given Assumption 1, we replace the acceleration in Definition 1 and velocity for the IDM model in Definition 3 by*

$$\begin{aligned}\dot{x}(t) &= \max\{v(t), 0\}, & t \in [0, T] \\ \dot{v}(t) &= \text{Acc}(x(t), \max\{v(t), 0\}, x_\ell(t), v_\ell(t)), & t \in [0, T]\end{aligned}$$

and call the model the **velocity projected IDM**.

Theorem 4 (Existence and uniqueness of solutions for small times). *Given Assumption 1 the velocity projected IDM in Definition 4 admits on a sufficiently small time horizon $T^* \in \mathbb{R}_{>0}$ a unique solution $(x, v) \in W^{1,\infty}((0, T^*))^2$.*

Proof. The proof is almost identical to the proof of Theorem 1 when recalling that the right hand side is still locally Lipschitz-continuous. We do not go into details. \square

However, as we will see the model has some drawbacks:

Example 5 (The following vehicle waits for too long to start driving). *Assume that the constants and initial data as in Example 1 with $\varepsilon < s_0$. Then, the leading vehicle's trajectory can be computed as*

$$x_\ell(t) = x_{\ell,0} + v_{\ell,0}t + \frac{u}{2}t^2, \quad t \in [0, T],$$

and the leading vehicle's velocity can be computed as

$$v_\ell(t) = v_{\ell,0} + ut, \quad t \in [0, T].$$

Plugging this into the change of the vehicle's velocity we obtain the following system of ODEs

$$\begin{aligned}\dot{x}(t) &= \max\{v(t), 0\} \\ \dot{v}(t) &= a \left(1 - \left(\frac{\max\{v(t), 0\}}{v_{free}} \right)^\delta - \left(\frac{2\sqrt{ab}(s_0 + \max\{v(t), 0\})\tau + \max\{v(t), 0\}(\max\{v(t), 0\} - v_\ell(t))}{2\sqrt{ab}(x_\ell(t) - x_{\ell,0} + \varepsilon - \int_0^t \max\{v(s), 0\} ds)} \right)^2 \right) \\ x(0) &= x_{\ell,0} - l - \varepsilon \\ v(0) &= 0.\end{aligned}$$

Note that

$$\dot{v}(0) = a \left(1 - \left(\frac{s_0}{\varepsilon} \right)^2 \right) < 0,$$

therefore, there exists some small time interval $[0, t_1]$ such that for every $t \in [0, t_1]$, $v(t) < 0$. During the time interval $[0, t_1]$, the distance between the two vehicles is

$$l + \varepsilon + x_\ell(t) - x_\ell(t) = l + \varepsilon + v_{\ell,0}t + \frac{u}{2}t^2, \quad t \in [0, t_1].$$

Thus, for every $t \in [0, t_1]$,

$$\dot{v}(t) = a \left(1 - \left(\frac{s_0}{\varepsilon + v_{\ell,0}t + \frac{u}{2}t^2} \right)^2 \right).$$

Note that $\dot{v}: [0, t_1] \mapsto \mathbb{R}$ is strictly increasing. Without loss of generality, we assume that the initial velocity of the leading vehicle is $v_{\ell,0} = 0$ and the acceleration of the leading vehicle is $u = 2$. Then for every $t \in [0, t_1]$,

$$v(t) = \int_0^t a \left(1 - \left(\frac{s_0}{\varepsilon + s^2} \right)^2 \right) ds = at - 4as_0^2 \int_0^t \left(\frac{1}{s^2 + \varepsilon} \right)^2 ds = at - 4as_0^2 \left(\frac{\frac{\sqrt{\varepsilon}t}{\varepsilon + t^2} + \arctan\left(\frac{t}{\sqrt{\varepsilon}}\right)}{2\varepsilon^{\frac{3}{2}}} \right).$$

In particular, as illustrated in Fig. 8, we have that t_1 increases as ε decreases. That is, the smaller the initial distance between the two vehicles, the longer it takes the following vehicle to recover its positive velocity. Another example illustrates the projected velocity model numerically with regard to other scenarios:

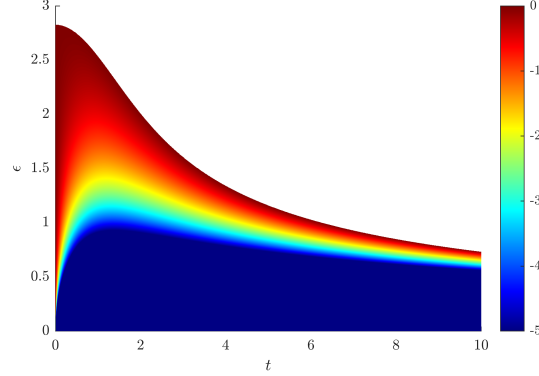


Figure 8: Velocity dependent on epsilon and time. The dark blue indicates values less or equal -5 and the white area positive function values, so that the red curve separating the white and colored region can be seen as the values where the velocity is actually zero. In particular, as the initial distance between two vehicles ϵ increases, the time when the following vehicle recovers its positive velocity t_1 decreases.

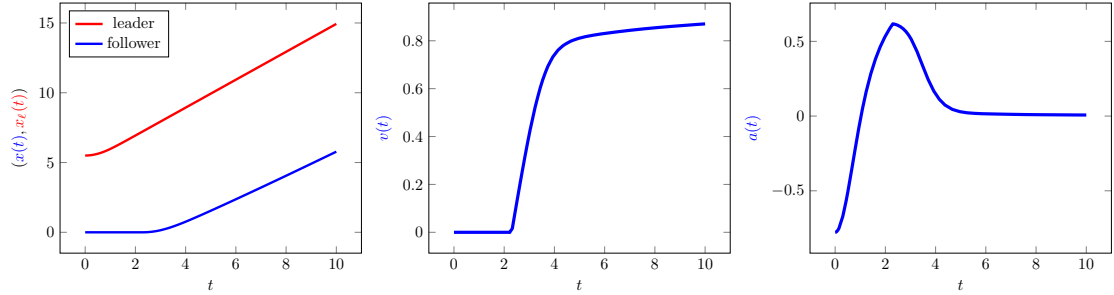


Figure 9: The IDM with projection as in Definition 4 and same parameters as in Fig. 2 with $x_0 = 0$, $x_{\ell,0} = l + 1.5 < l + s_0$. **Left:** the positions of the vehicles, **middle:** the velocity of the **follower**, and **right:** the acceleration of the **follower**. The leader follows the free-flow acceleration as in Example 6. The follower stays still and waits until there is a safe space to speed up.

Example 6 (Velocity projected IDM). *As can be observed the actual velocity in all the three different scenarios is bounded from below by zero and the solution exists on the entire time horizon considered. However, the projection operator leads to the problem that the follower waits too long until they speed up. This can be observed in particular in Figs. 9 and 10 where the distance of the two vehicles after both have started speeding up ($t \approx 5$) is approximately around 8.5 which is quite far from the comfortable vehicle distance s_0 and thus leading to a too large distance. Here we use the free-flow acceleration as following*

$$\dot{v}(t) = a - a \left(\frac{\max\{v(t), 0\}}{v_{free}} \right)^\delta \quad \forall t \in [0, T].$$

Same can be observed in Fig. 11 for smaller time.

5.2. Projection to nonnegative velocities with bounded deceleration

Another improvement for this is projecting the acceleration to prevent it from becoming too negative. Then, the corresponding model reads as

Definition 5 (IDM with projection to nonnegative velocities and bounded deceleration). *Given Assumption 1, we replace the acceleration in Definition 1 and velocity for the IDM model in Definition 3 by*

$$\begin{aligned} \dot{x}(t) &= \max\{v(t), 0\}, & t \in [0, T] \\ \dot{v}(t) &= \max\{\text{Acc}(x(t), \max\{v(t), 0\}, x_\ell(t), v_\ell(t)), -a_{\min}\}, & t \in [0, T] \end{aligned}$$

with a parameter $a_{\min} \in \mathbb{R}_{>0}$ be given and call the model the **acceleration projected IDM**.

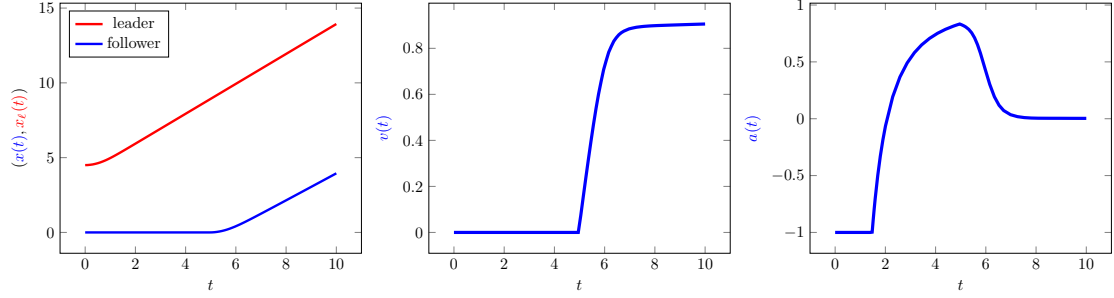


Figure 10: The IDM with projection, with the same parameters as in Fig. 2 and $x_0 = 0$, $x_{\ell,0} = l + 0.5 < l + s_0$, $v_0 = 0 = v_{\ell,0}$. **Left:** vehicles' positions, **middle:** the follower's velocity and **right:** the follower's acceleration. The leader follows the free flow acceleration as in Example 6. The follower stays still and waits until there is a safe space to speed up.

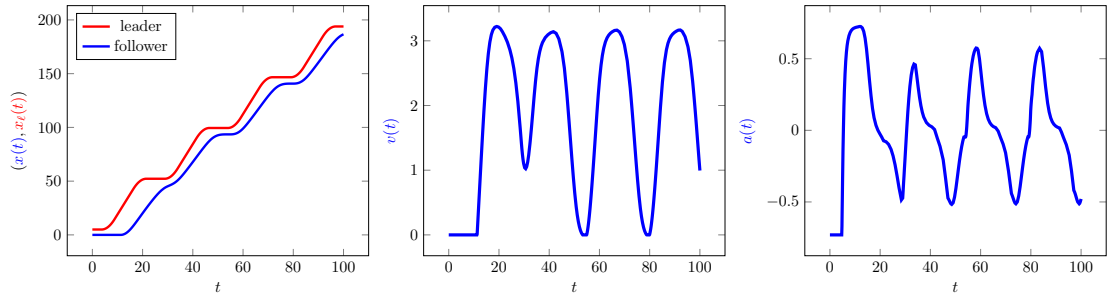


Figure 11: The IDM with projection as in Definition 4 and initial data $x_0 = 0$, $x_{\ell,0} = l + 1 < l + s_0$, $v_0 = v_{\ell,0} = 0$. **Left:** the position of the vehicles, **middle:** the velocity of the follower and **right:** the acceleration of the follower. The leader follows the acceleration profile in Fig. 5. The velocities remain positive, however the waiting time for the follower until speeding up is large.

Theorem 5 (Global existence and uniqueness of solutions). *Given Assumption 1 the acceleration projected IDM in Definition 5 admits for every $T \in \mathbb{R}_{>0}$ a unique solution $(x, v) \in W^{1,\infty}((0, T))$.*

Proof. The proof of existence and uniqueness for small time is almost identical to the proof of Theorem 1 when recalling that the right hand side is still locally Lipschitz-continuous. We do not go into details.

So it remains to show that we can find uniform estimates for $(x(t), v(t))$, $t \in [0, T]$. Obviously,

$$v(t) \geq v_0 - a_{\min} t \quad \forall t \in [0, T].$$

Thanks to the structure of Acc (see Definition 1) we also obtain as a bound from above

$$v(t) \leq v_0 + at \quad \forall t \in [0, T].$$

As v is uniformly bounded on every finite time horizon, so is x and we are done. \square

However, although the previous change of the acceleration profile in Definition 5 looks promising as according to Theorem 5 a solution exists on every finite time horizon, the physical representation, the model itself is unreasonable as the car behind can overtake the leading car – or differently put, the car behind can bump into the leading car without the model noticing it. This is detailed in the following Example 7.

Example 7 (Physical unreasonability). *As the deceleration of the following vehicle is bounded from below by $-a_{\min}$, we can always chose an initial velocity of the follower which leads to the fact that $x_\ell(t) - x(t) - l \rightarrow 0$ in finite time.*

In formulae, assume for simplicity that the leading vehicle has the following trajectory

$$x_\ell(t) = x_{\ell 0} + v_{\ell 0} t + \frac{1}{2} u_{lead} t^2, \quad t \in [0, T].$$

with $u_{lead} \in \mathbb{R}_{\geq 0}$ and $(x_{\ell 0}, v_{\ell 0}) \in \mathbb{R} \times \mathbb{R}_{>0}$. Then, we take the difference of the vehicles position with car length $l \in \mathbb{R}_{>0}$ and have for $t \in [0, T]$

$$\begin{aligned} & x_\ell(t) - x(t) - l \\ & \leq x_{\ell 0} + v_{\ell 0} t - l + \frac{1}{2} u_{lead} t^2 - x_0 - \int_0^t \max\{v(s), 0\} ds \\ & \leq x_{\ell 0} + v_{\ell 0} t - l + \frac{1}{2} u_{lead} t^2 - x_0 - \int_0^t v(s) ds \\ & \leq x_{\ell 0} + v_{\ell 0} t - l + \frac{1}{2} u_{lead} t^2 - x_0 \\ & \quad - \int_0^t v_0 + \int_0^s \max\{\text{Acc}(x(\tau), \max\{0, v(\tau)\}, x_\ell(\tau), v_\ell(\tau)), -a_{\min}\} d\tau ds \\ & \leq x_{\ell 0} + v_{\ell 0} t - l + \frac{1}{2} u_{lead} t^2 - x_0 - tv_0 + \int_0^t \int_0^s a_{\min} d\tau ds \\ & \leq x_{\ell 0} - x_0 - l + (v_{\ell 0} - v_0)t + \frac{1}{2}(u_{lead} + a_{\min})t^2. \end{aligned}$$

Obviously, for v_0 sufficiently large, we obtain for small time that $x_\ell(t) - x(t) < l$. An extreme case for this is illustrated in Fig. 12 where not only the vehicles get closer than l but the follower (in blue) entirely overtakes the leader (in red).

5.3. Velocity regularized acceleration

Another improvement of the IDM is to add a regularization term which will make the third term in the acceleration function Definition 1 of the IDM in Definition 3 become zero if the corresponding velocity approaches zero.

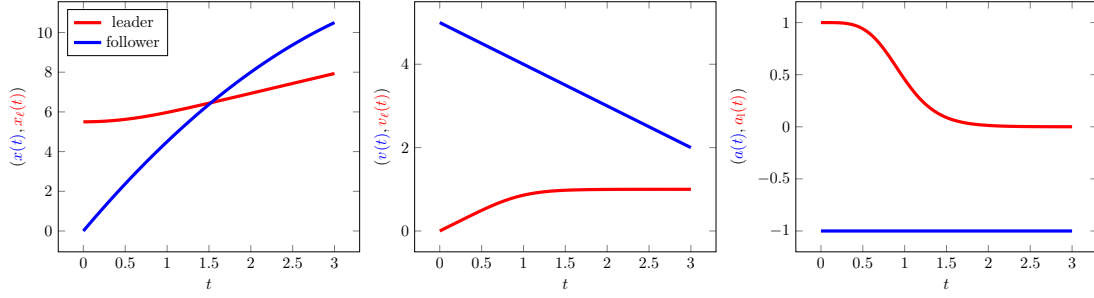


Figure 12: Illustration of the improvement in Definition 5 and its physical unreasonability as shown in Example 7. The parameters are $a = a_{\min} = 1$, $b = 2$, $v_{\text{free}} = 1$, $\tau = 1.6$, $l = 4$, $s_0 = 2$, $d = 4$ and datum $x_0 = 0$, $x_{\ell,0} = l + 1.5$, $v_0 = 5$, $v_{\ell,0} = 0$. **Left** Vehicles' positions, **middle** vehicles' velocities, **right** vehicles' acceleration. The **follower** overtakes the **leader** in finite time, although the follower breaks constantly.

Definition 6 (IDM with velocity regularized acceleration). *Given Assumption 1, we replace acceleration in Definition 1 in Definition 3 by*

$$\text{Acc}_{vra} : \begin{cases} \mathcal{A} & \rightarrow \mathbb{R} \\ (x, v, x_\ell, v_\ell) & \mapsto a \left(1 - \left(\frac{|v|}{v_{\text{free}}} \right)^\delta - h(v) \left(\frac{2\sqrt{ab}(s_0 + v\tau) + v(v - v_\ell)}{2\sqrt{ab}(x_\ell - x - l)} \right)^2 \right) \end{cases}$$

with \mathcal{A} as in Definition 1 and regularization $h \in W^{1,\infty}(\mathbb{R}; \mathbb{R}_{\geq 0})$ be a monotonically increasing function satisfying $h(0) = 0$ and $-$ for a given $\varepsilon \in \mathbb{R}_{>0}$ $- h(v) = 1 \forall v \in \mathbb{R}_{\geq \varepsilon}$. We call this the **velocity regularized acceleration IDM**.

Theorem 6 (Existence and Uniqueness of solutions on arbitrary time horizon). *Given Assumption 1 and in addition assume that*

$$\exists v_{\min} \in \mathbb{R}_{>0} : v_\ell(t) \geq v_{\min},$$

the velocity regularized IDM in Definition 6 admits on every finite time horizon $T \in \mathbb{R}_{\geq 0}$ a unique solution satisfying $x \in W^{2,\infty}([0, T])$

$$x_\ell(t) - x(t) - l \geq \frac{-A + \sqrt{A^2 + 4aBh(v_{\min})s_0^2}}{2B} \quad \forall t \in [0, T]$$

with

$$\begin{aligned} A &:= \frac{1}{2}(v_{\ell,0} - v_0)^2 - B(x_{\ell,0} - x_0 - l) + a \frac{h(v_{\min})s_0^2}{x_{\ell,0} - x_0 - l} \\ B &:= \text{ess-}\inf_{t \in [0, T]} u_{\text{lead}}(t) - a \end{aligned}$$

and additionally

$$\max\{v_{\text{free}}, v_0\} \geq \dot{x} \equiv v \geq 0 \quad \text{on } [0, T].$$

Proof. To show the well-posedness it suffices to make sure that

- $\exists C \in \mathbb{R}_{>0} : x_{\ell,0} - x_0 - l > 0$ implies that $x_\ell(t) - x(t) - l \geq C \forall t \in [0, T]$. Take the difference of the change of the leader's acceleration and the follower's to obtain and mimic somewhat the proof of Theorem 2

$$\ddot{x}_\ell(t) - \ddot{x}(t) \geq u_{\text{lead}}(t) - a + ah(v(t)) \left(\frac{2\sqrt{ab}(s_0 + v(t)\tau) + v(t)(v(t) - v_\ell(t))}{2\sqrt{ab}(x_\ell(t) - x(t) - l)} \right)^2$$

assuming without loss of generality $v_\ell(t) - v(t) \leq 0$, i.e., $v(t) \geq v_\ell(t)$ on a certain time interval and as we have $\inf_t v_\ell(t) \geq v_{\min} > 0$, $h \geq 0$

$$\geq \text{ess-}\inf_{s \in [0, t]} u_{\text{lead}}(s) - a + as_0 h(v_{\min}) \left(\frac{1}{x_\ell(t) - x(t) - l} \right)^2$$

and multiplying with $v_\ell(t) - v(t) = \dot{x}_\ell(t) - \dot{x}(t) \leq 0$

$$\begin{aligned} \left(\ddot{x}_\ell(t) - \ddot{x}(t)\right)(\dot{x}_\ell(t) - \dot{x}(t)) &\leq \operatorname{ess\,inf}_{s \in [0, t]} u_{\text{lead}}(s)(\dot{x}_\ell(t) - \dot{x}(t)) \\ &\quad - a(\dot{x}_\ell(t) - \dot{x}(t)) + ah(v_{\min})s_0^2 \frac{\dot{x}_\ell(t) - \dot{x}(t)}{\left(x_\ell(t) - x(t) - l\right)^2}. \end{aligned}$$

Integrating over $(0, t)$ leads to

$$\begin{aligned} \frac{1}{2}(\dot{x}_\ell(t) - \dot{x}(t))^2 &\leq \left(\operatorname{ess\,inf}_{s \in [0, t]} u_{\text{lead}}(s) - a\right) \left(\left(x_\ell(t) - x(t) - l\right) - \left(x_{\ell,0} - x_0 - l\right)\right) \\ &\quad + \frac{1}{2}(v_{\ell,0} - v_0)^2 - ah(v_{\min})s_0^2 \left(\frac{1}{x_\ell(t) - x(t) - l} - \frac{1}{x_{\ell,0} - x_0 - l}\right) \end{aligned}$$

or in shorter notation $g := x_\ell - x - l$

$$\frac{1}{2}(g'(t))^2 \leq A + Bg(t) - a \frac{h(v_{\min})s_0^2}{g(t)}$$

with A, B as in Theorem 6. Following the identical steps as in the proof of Theorem 2, particularly noticing that the left hand side is always nonnegative while the right hand side would go to $-\infty$ if $g \rightarrow 0$ we obtain the claimed lower bound on the distance.

- $\dot{x}(t) \geq 0 \forall t \in [0, T]$. We know by the Picard-Lindelöf theorem ([8, Chapter 4] or [9, Thm 1.3]) that there exists a solution on a significantly small time horizon $[0, T^*]$ with $T^* \in \mathbb{R}_{>0}$. Assume that the velocity of a given vehicle \dot{x} becomes zero at a given time $T^{**} \in \mathbb{R}_{>0}$. Then, by continuity of the velocity and due to the nonnegativity of the initial velocity there exists a first time $t \in [0, T^{**})$ so that $v(t) = \dot{x}(t) = 0$. Plugging this into the corresponding acceleration we obtain at that time

$$\ddot{x}(t) = \dot{v}(t) = \operatorname{Acc}_{\text{vra}}(x(t), \dot{x}(t), x_\ell(t), \dot{x}_\ell(t)) = \operatorname{Acc}_{\text{vra}}(x(t), 0, x_\ell(t), \dot{x}_\ell(t)) = a > 0,$$

thanks to the assumption on h in Definition 6, namely $h(0) = 0$. This means that whenever the velocity becomes zero, the derivative is strictly positive so that the velocity can never become negative. Assume that for some $t \in [0, T]$ we have $v(t) \geq v_{\text{free}}$. Then, by the velocity regularized acceleration in Definition 6, we have $\dot{v}(t) < 0$ and can conclude

$$v(t) \leq \max\{v_{\text{free}}, v_0\} \quad \forall t \in [0, T].$$

This gives the claim. □

Remark 5 (Proper choice of the regularization h). *A proper choice for h consists for $\varepsilon \in \mathbb{R}_{>0}$ of*

$$h_\varepsilon : \begin{cases} \mathbb{R} & \rightarrow [0, 1] \\ v & \mapsto \frac{v}{\varepsilon} \mathbf{1}_{\mathbb{R}_{\geq 0}}(v) \cdot \mathbf{1}_{\mathbb{R}_{\leq \varepsilon}}(v) + \mathbf{1}_{\mathbb{R}_{> \varepsilon}}(v). \end{cases}$$

This is illustrated in the following Fig. 13. As can be seen this “saturation” function is only continuous, resulting in an acceleration function which is not differentiable. Obviously, this could be changed by smoothing h_ε . We do not go into details.

We illustrate the model in the following

Example 8 (Velocity regularized acceleration). *As can be seen in Figs. 14 to 16, with this fix the spacing between the two vehicles is not getting large as had been observed in Figs. 9 to 11 but the follower speeds up immediately when there is enough safe distance to do so. The clipping due to the function h_ε can be observed in particular in the acceleration profile which is nonsmooth. In all Figs. 14 to 16 we choose $\varepsilon = 0.1$.*

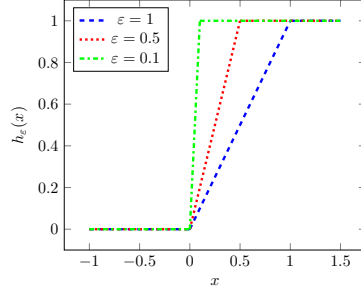


Figure 13: Different choices of the “saturation” function h_ε for $\varepsilon \in \{1, 0.5, 0.1\}$ as suggested in Remark 5.

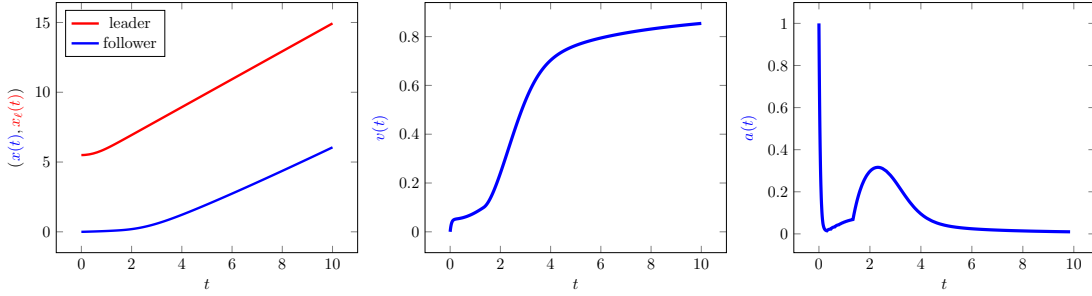


Figure 14: The IDM with velocity regularized acceleration as in Definition 6 and parameters as in Fig. 2. Initial data are $x_0 = 0$, $x_{\ell,0} = l + 1.5 < l + s_0$, $v_0 = v_{\ell,0} = 0$. **Left:** the vehicles’ position, **middle:** the vehicles’ velocities, and **right:** the vehicles acceleration. The **leader** follows the free flow acceleration. The **follower** stays still and waits until there is a safe space to speed up.

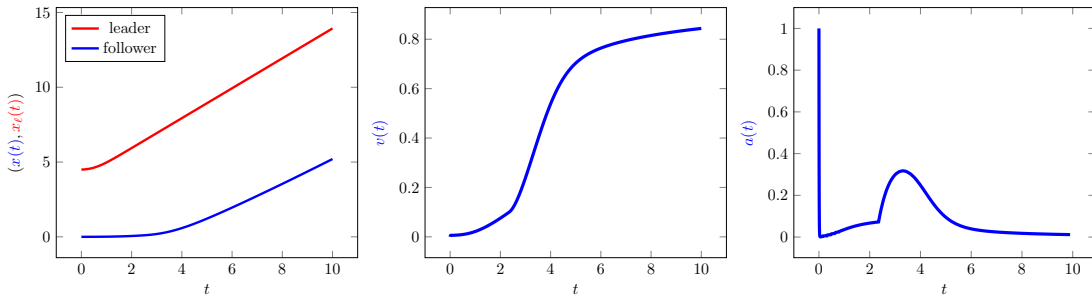


Figure 15: The IDM with velocity regularized acceleration, with initial gap equal 0.5 and same parameters as in Fig. 2. Both vehicles start with 0 velocity, and the leader follows the free flow IDM dynamics. **Left:** $x_0 = 0$, $x_{\ell,0} = l + 0.5 < l + s_0$, $v_0 = 0 = v_{\ell,0} = 0$. The follower stays still and waits until there is a safe space to speed up. **Right:** the follower remains still in the initial phase.

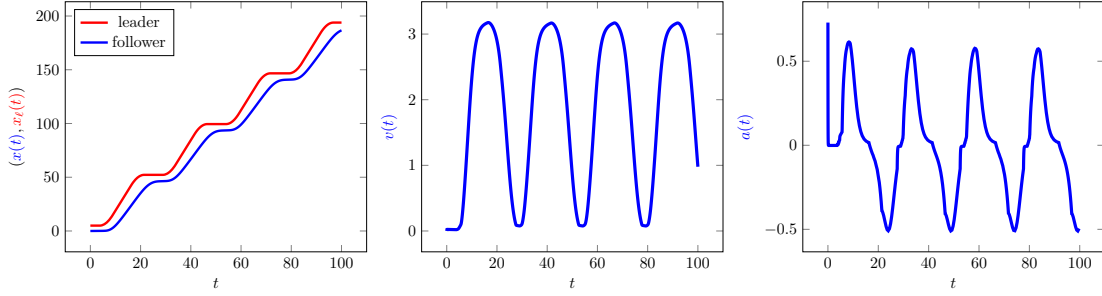


Figure 16: The IDM with velocity regularized acceleration, with initial gap equal 1. Both vehicles start with 0 velocity, and the leader follows the acceleration profile in figure Fig. 5. **Left:** $x_0 = 0$, $x_{\ell,0} = l + 1 < l + s_0$, $v_0 = 0 = v_{\ell,0} = 0$. **Right:** again, the velocity always stays nonnegative.

5.4. A discontinuous improvement to prevent negative velocity

Our last potential improvement for the IDM which had also been suggested a lot (see for instance [1]) is a improvement which will become active only if the velocity becomes zero and the corresponding acceleration at the time where the velocity is zero is negative. In this way, the following improvement is the most natural one. We state it in the following Definition 7.

Definition 7 (IDM with discontinuous acceleration). *Let Assumption 1 and Acc as in Definition 1 be given. Then, replacing in Definition 3 the acceleration of the follower in the following discontinuous way as*

$$\dot{v}(t) = \begin{cases} \text{Acc}(x(t), v(t), x_{\ell}(t), v_{\ell}(t)) & \text{if } v(t) > 0 \\ \text{Acc}(x(t), v(t), x_{\ell}(t), v_{\ell}(t)) & \text{if } v(t) = 0 \wedge x_{\ell}(t) - x(t) - l \geq s_0, \\ 0 & \text{if } v(t) = 0 \wedge x_{\ell}(t) - x(t) - l < s_0 \end{cases}$$

we call this the **discontinuous IDM**.

Although one might expect that the introduction of the discontinuity in Definition 7 might prohibit a solution to exist for all times or also might destroy uniqueness, it actually does not as the following Theorem 7 states:

Theorem 7 (Well-posedness of the discontinuously fixed IDM in Definition 7). *Given Assumption 1 and assuming that the velocity of the leader is only zero at finitely many intervals, the discontinuous improvement of the IDM as in Definition 7 admits a unique solution on every finite time horizon $T \in \mathbb{R}_{>0}$ and satisfies*

$$x \in W^{2,\infty}((0, T)) : \dot{x} \geq 0.$$

In addition, the lower bound on the distance between follower and leader as in Theorem 2 holds.

Proof. We consider several different cases:

- Assume that at $t = 0$ we have $v(0) = c > 0$. Obviously, for small time the solution of the system is unique as the right hand side is locally Lipschitz-continuous then. Either, $v(t) > 0 \forall t \in [0, T]$. Then, there is nothing more to do as we never run into the discontinuity or $\exists t^* \in (0, T] : v(t^*) = 0$. We distinguish two cases:

$x_{\ell}(t^*) - x(t^*) - l \geq s_0$: However, in this case the right hand side has not changed so that the solution still exists and is unique. As at that time, the velocity is zero and as the leading car never moves backwards (by the assumption on the leader's velocity/acceleration, we can never go into the third case where it would hold $x_{\ell}(t) - x(t) - l < s_0$ but only back into the first case with strictly positive velocity. In this case, the solution exists and is unique.

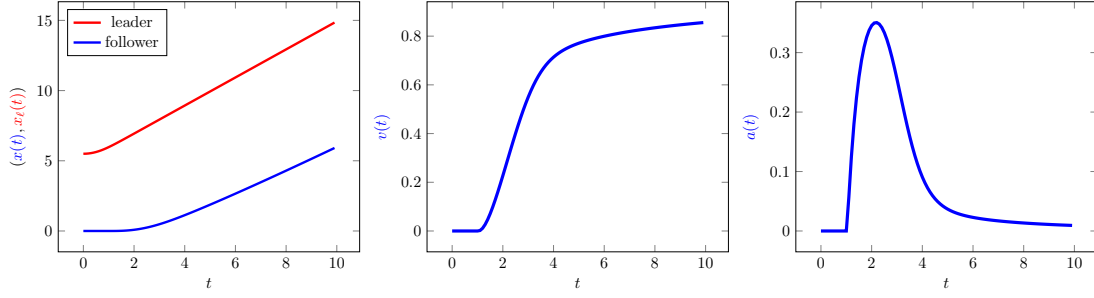


Figure 17: The discontinuous improvement of the IDM, with initial gap equal 1.5 and same parameters as in Fig. 2. Both vehicles start with 0 velocity, and the leader follows the acceleration profile in figure Fig. 5. **Left:** $x_0 = 0$, $x_{\ell,0} = l + 1.5 < l + s_0$, $v_0 = 0 = v_{\ell,0} = 0$. **Right:** again, the velocity always stays nonnegative.

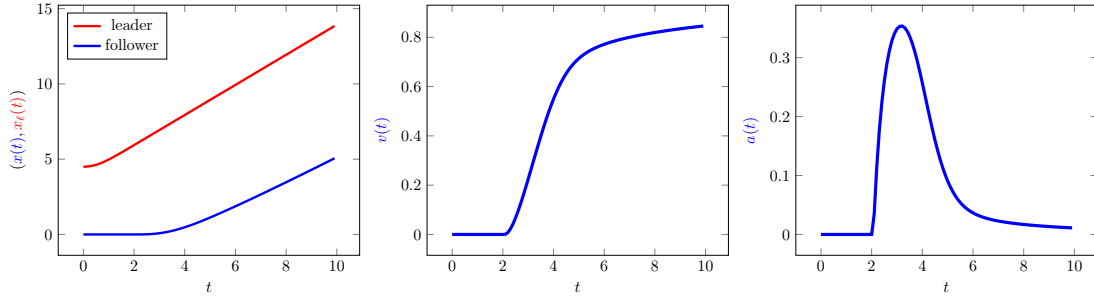


Figure 18: The discontinuous improvement of the IDM, with initial gap equal 0.5 and same parameters as in Fig. 2. Both vehicles start with 0 velocity, and the leader follows the acceleration profile in figure Fig. 5. **Left:** $x_0 = 0$, $x_{\ell,0} = l + 0.5 < l + s_0$, $v_0 = v_{\ell,0} = 0$. **Right:** again, the velocity always stays nonnegative.

$x_{\ell}(t^*) - x(t^*) - l < s_0$: Then, the velocity of the follower is zero and we can only switch into the second case when the leader's position x_{ℓ} increases, we are automatically left with the case that either we stay in the third case or that we move back to the second case. The second case, however, was already treated previously.

- Assume that we have $v(0) = 0$. Then, we are either in item one or two of the previous case and are done.

As all of these changes only depend on the leader's trajectory x_{ℓ} and velocity v_{ℓ} which is given independent on the status of the follower, and we can conclude the existence and uniqueness of a solution.

The lower bound on the distance follows by the argument that the distance between follower and leader can only decrease if the followers velocity is not zero. However, then, we are in the "classical" IDM model and can apply exactly the reasoning of the proof of Theorem 2. \square

Example 9 (The discontinuous improvement). *In Figs. 17 to 19 we illustrate the dynamics of leader and follower for the discontinuous improvement proposed in Theorem 7. Here, the velocity can become zero and stay zero for an amount of time dependent on the leaders velocity/position, but remains nonnegative. If the spacing between the two cars is large enough, the follower immediately speeds up and does not let the gap increase too much.*

5.5. Comparisons among modifications

We herein summarize the strength and weakness of each modification.

- The acceleration projected IDM in Definition 5 is the most straightforward modification to fix the negative velocities. However as shown in Figs. 9 and 10, it suffers from the fact that the follower waits too long to start driving. It may also lead to physical unreasonability issue with certain initial datum as we point out in Example 7.

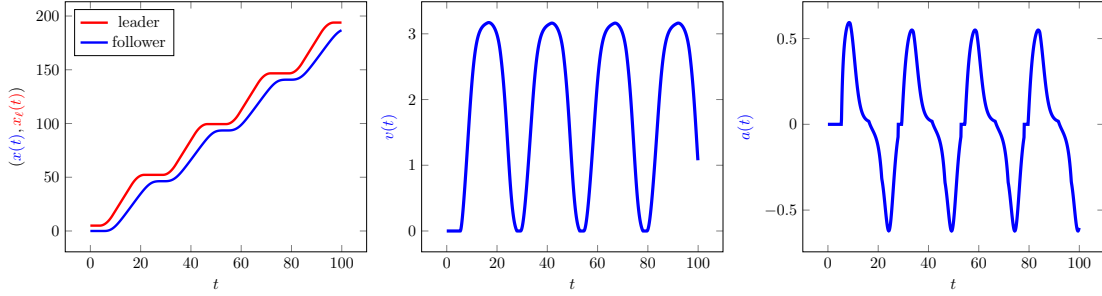


Figure 19: The discontinuous improvement of the IDM, with initial gap equal 1. Both vehicles start with 0 velocity, and the leader follows the acceleration profile in figure Fig. 5. **Left:** $x_0 = 0$, $x_{\ell,0} = l + 1 < l + s_0$, $v_0 = v_{\ell,0} = 0$. **Right:** again, the velocity always stays nonnegative.

Table 2: The average distance between the leader and follower (and the variance reported in the parenthesis)

Average distance (variance)	Item 1	Item 2	Item 3
acceleration projected IDM Definition 5	7.99 (1.19)	8.09 (3.55)	14.94 (54.99)
velocity regularized IDM Definition 6	7.76 (1.00)	7.24 (1.70)	12.81 (25.51)
discontinuous IDM Definition 7	7.75 (1.01)	7.31 (1.75)	12.39 (25.18)

- The velocity regularized IDM in Definition 6 is capable of preventing negative velocity, and the follower speeds up immediately when it observes safe distance. However in this modification one needs to specify the regularization functions h , which might require extra parameter tuning.
- The discontinuous improvement of the IDM as in Definition 7 prohibits negative velocities, without the need to introduce extra saturation functions.

In order to quantitatively compare the modifications, we compute the average distance (as well as the variance) between the leader and follower over time in Table 2 on three different scenarios we tested. As it turns out the differences between the latter two modifications are minimal in all scenarios and both mean/variance. On the other hand, the acceleration projected IDM has greater average distance and variance, verifying the potential issue that with the modification, the following vehicle waits for too long to start driving, and reacts to the leader’s velocity change in a slower manner.

6. Generalization to many cars

In the proposed framework, we have only studied the case where we have one leader and one follower and the leader (in most cases) satisfies an acceleration profile where their velocity is nonnegative. However, as this is somewhat arbitrary, all proposed results and all “improvements” remain valid as long as the velocity of the follower remains non-negative when we generalize this to more than two cars. We make this precise in the following Definition 8 but first introduce the number of cars as well as some physical reasonable assumption on the input datum:

Assumption 2 (Input datum for multiple cars). *Let $N \in \mathbb{N}_{\geq 1}$ be given. We assume that the parameters of the Acc satisfy what we have assumed in Assumption 1 as well as the leaders acceleration u_{lead} . Additionally, we assume for the initial datum (position and velocity)*

$$\mathbf{x}_0 \in \mathbb{R}^N : \mathbf{x}_{0,i} - \mathbf{x}_{0,i+1} > l \forall i \in \{1, \dots, N-1\} \wedge \mathbf{v}_0 \in \mathbb{R}_{\geq 0}^N.$$

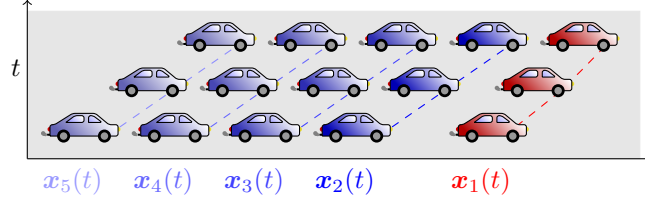


Figure 20: The leader $\mathbf{x}_1(t)$ with its dynamics determined by the acceleration $u_{lead}(t)$ and the following cars $\mathbf{x}_2(t)$, $\mathbf{x}_3(t)$, $\mathbf{x}_4(t)$, $\mathbf{x}_5(t)$ with its dynamics governed by the classical IDM Definition 3. The overall dynamics is stated in Definition 8.

Definition 8 (The car-following model for many cars). *Given Assumption 2 and Definition 1. Then, the dynamics for the IDM with many vehicles $N \in \mathbb{N}_{\geq 1}$ read in $(\mathbf{x}, \mathbf{v}) : [0, T] \rightarrow \mathbb{R}^N \times \mathbb{R}^N$ as*

$$\begin{aligned}
 \dot{\mathbf{x}}_1(t) &= \mathbf{v}_1(t), & t \in [0, T] \\
 \dot{\mathbf{v}}_1(t) &= u_{lead}(t), & t \in [0, T] \\
 \dot{\mathbf{x}}_i(t) &= \mathbf{v}_i(t), & i \in \{2, \dots, N\} \quad t \in [0, T] \\
 \dot{\mathbf{v}}_i(t) &= \text{Acc}(\mathbf{x}_i(t), \mathbf{v}_i(t), \mathbf{x}_{i-1}(t), \mathbf{v}_{i-1}(t)), & i \in \{2, \dots, N\} \quad t \in [0, T] \\
 \mathbf{x}(0) &= \mathbf{x}_0, \\
 \mathbf{v}(0) &= \mathbf{v}_0.
 \end{aligned}$$

The system for many cars is illustrated in Fig. 20. Having the definition, we obtain the following general result on the well-posedness when changing the right hand side of the ODEs as suggested in the corresponding improvements:

Theorem 8 (Well-posedness of some of the previously discussed models). *Let Assumption 2 hold and consider as “improvement” of the IDM either the*

- the velocity regularized acceleration in Definition 6
- the discontinuous improvement in Definition 7.

Then, the system of $2N$ coupled initial value problems ($N \in \mathbb{N}_{\geq 1}$) admits a unique solution on every given time horizon $T \in \mathbb{R}_{>0}$ and the solutions satisfy

$$\mathbf{x} \in W^{2,\infty}((0, T); \mathbb{R}^N) : \dot{\mathbf{x}} \equiv \mathbf{v} \geq \mathbf{0} \text{ on } [0, T].$$

Proof. The proof consists of recalling that the proofs of the corresponding improvements all worked for any leaders acceleration proposed in Assumption 2 as long as the corresponding velocity would remain nonnegative. As the dynamics are only “one-directionally” coupled, i.e. the dynamics of the follower depend on the leader but not vice versa, we can use an inductive argument and first look on the dynamics for $\mathbf{x}_1, \mathbf{x}_2$. According to Theorem 6 and Theorem 7 we obtain the well-posedness. However, additionally also that the velocity \mathbf{v}_2 is nonnegative. As a next step we can thus consider the dynamics of $\mathbf{x}_2, \mathbf{x}_3$. As \mathbf{x}_2 satisfies the non-negativity of velocities we can again apply the stated well-posedness results for two cars. This can be iterated until we have reached \mathbf{x}_N and we conclude with the existence and uniqueness of solutions and the nonnegativity of the velocities. \square

We conclude this section by giving the global well-posedness result in the “many cars” case for the classical IDM acceleration as in Definition 1 relying particularly on the results in Section 4.

Theorem 9 (Global well-posedness of the classical IDM model for specific initial velocities). *Let Assumption 2 be given and the system of car following models as in Definition 8 with the classical IDM acceleration as in Definition 1. Assume in addition that the initial velocities satisfy*

$$\exists v_0 \in \mathbb{R} : \mathbf{v}_{0,i} = v_0 \quad \forall i \in \{1, \dots, N\}.$$

Then, for $T \in \mathbb{R}_{>0}$ the solution $\mathbf{x} \in W^{2,\infty}([0, T])$ exists and is unique.

Proof. This is a direct consequence of Theorem 3. Noticing that in the many car case the left hand side of Theorem 3 is zero thanks to the assumption on the initial velocities, the claimed inequality is satisfied for each car index. \square

Remark 6 (Generalizations). *The condition on the initial velocities being identical for each car in Theorem 9 still allows for a variety of different scenarios. Of course, this condition is not sharp in the sense that there will be other initial velocities where the system of car following models with the classical IDM acceleration is still well-posed.*

7. Conclusions and future work

In this contribution, we have demonstrated the ill-posedness of the rather often used **intelligent driver model** (IDM) for specific initial datum and have presented some improvements to avoid these problems. The proposed work builds a solid foundation for future work on **1**) Multi-lane traffic with lane-changing. The lane-changing requires to know under which condition a car can change lane and how the well-posedness is affected by the lane change. With the proposed improvements, the well-posedness can be guaranteed easily. For optimizing lane-changing to smooth traffic and avoid stop and go waves (thus saving energy) we will next consider a suitable hybrid optimal control problem based on the proposed dynamics. **2**) Signalized junctions/intersection modelled with a form of the IDM also requires the proposed well-posedness in particular as a red traffic light necessitates the vehicles in front of it to stop (velocity becomes zero). **3**) Stability of solutions with regard to the model parameters and comparison of stability for the different suggested improvements. **4**) Implementations of the models presented in this article. While the numerical work presented above results from `matlab` [23] implementations and the use of `ODE45` and similar routines, it would be interesting to also theoretically study the discretization of these equations with standard finite difference schemes to see what guarantees can be provided for the numerical solutions (for example order of the numerical schemes, error bounds on the numerical solution etc.). **5**) Finally, it would also be of great interest for the improvements of the IDM model presented here to validate them against field data, or to see if the resulting microsimulation implementations (SUMO [21], Aimsun [2], etc.) match experimental data for specific choices of numerical parameters. In particular, it would be interesting to measure discrepancies with the prior IDM improvements in their implementation, and compare their respective performances.

Acknowledgements

We would like to thank the reviewers for their suggestions for improvement. In particular the suggestions led to a rewriting of Section 2 and a well-posedness result for the classical IDM.

This material is based upon work supported by the National Science Foundation under Grant Numbers CNS-1837244 (A. Bayen), CNS-1837481 (B. Piccoli). The research is based upon work supported by the U.S. Department of Energy's Office of Energy Efficiency and Renewable Energy (EERE) under the Vehicle Technologies Office award number CID DE-EE0008872. The views expressed herein do not necessarily represent the views of the U.S. Department of Energy or the United States Government.

References

- [1] Longitudinal Traffic model: The IDM. <https://mtreiber.de/MicroApplet/IDM.html#IDMparameters>. Accessed: 2021-01-21.
- [2] AIMSUN. `aimsun`.
- [3] M. Bando, K. Hasebe, K. Nakanishi, A. Nakayama, A. Shibata, and Y. Sugiyama. Phenomenological study of dynamical model of traffic flow. *Journal de Physique I*, 5(11):1389–1399, 1995.
- [4] M. Bando, K. Hasebe, A. Nakayama, A. Shibata, and Y. Sugiyama. Dynamical model of traffic congestion and numerical simulation. *Phys. Rev. E*, 51:1035–1042, Feb 1995.
- [5] S. Bexelius. An extended model for car-following. *Transportation Research*, 2(1):13–21, 1968.
- [6] M. Brackstone and M. McDonald. Car-following: a historical review. *Transportation Research Part F: Traffic Psychology and Behaviour*, 2(4):181–196, 1999.

- [7] R. E. Chandler, R. Herman, and E. W. Montroll. Traffic dynamics: Studies in car following. *Operations Research*, 6(2):165–184, 1958.
- [8] R. Cooke and V.I. Arnold. *Ordinary Differential Equations*. Springer Textbook. Springer Berlin Heidelberg, 1992.
- [9] N. Levinson Earl A. Coddington. *Theory of ordinary differential equations*. R.E. Krieger, 1984.
- [10] J. Eggert, F. Damerow, and S. Klingelschmitt. The foresighted driver model. In *2015 IEEE Intelligent Vehicles Symposium (IV)*, pages 322–329, 2015.
- [11] Massimo Fornasier, Benedetto Piccoli, and Francesco Rossi. Mean-field sparse optimal control. *Philosophical Transactions of the Royal Society A: Mathematical, Physical and Engineering Sciences*, 372(2028):20130400, 2014.
- [12] D. C. Gazis, R. Herman, and R. W. Rothery. Nonlinear follow-the-leader models of traffic flow. *Operations research*, 9(4):545–567, 1961.
- [13] P.G. Gipps. A behavioural car-following model for computer simulation. *Transportation Research Part B: Methodological*, 15(2):105 – 111, 1981.
- [14] Xiaoqian Gong, Benedetto Piccoli, and Giuseppe Visconti. Mean-field limit of a hybrid system for multi-lane multi-class traffic. *arXiv preprint arXiv:2007.14655*, 2020.
- [15] D. Helbing, A. Hennecke, V. Shvetsov, and M. Treiber. Micro- and macro-simulation of freeway traffic. *Mathematical and Computer Modelling*, 35(5):517 – 547, 2002.
- [16] S. Hoermann, D. Stumper, and K. Dietmayer. Probabilistic long-term prediction for autonomous vehicles. In *2017 IEEE Intelligent Vehicles Symposium (IV)*, pages 237–243, 2017.
- [17] S.P. Hoogendoorn and P.H.L. Bovy. State-of-the-art of vehicular traffic flow modelling. *Proceedings of the Institution of Mechanical Engineers, Part I: Journal of Systems and Control Engineering*, 215(4):283–303, 2001.
- [18] A. Kesting, M. Treiber, and D. Helbing. Enhanced intelligent driver model to access the impact of driving strategies on traffic capacity. *Philosophical Transactions of the Royal Society A: Mathematical, Physical and Engineering Sciences*, 368(1928):4585–4605, Oct 2010.
- [19] Z. Li, W. Li, S. Xu, and Y. Qian. Stability analysis of an extended intelligent driver model and its simulations under open boundary condition. *Physica A: Statistical Mechanics and its Applications*, 419:526 – 536, 2015.
- [20] M. Liebner, M. Baumann, F. Klanner, and C. Stiller. Driver intent inference at urban intersections using the intelligent driver model. In *2012 IEEE Intelligent Vehicles Symposium*, pages 1162–1167, 2012.
- [21] P. A. Lopez, M. Behrisch, L. Bieker-Walz, J. Erdmann, Y.-P. Flötteröd, R. Hilbrich, L. Lücken, J. Rummel, P. Wagner, and E. Wießner. Microscopic traffic simulation using SUMO. In *The 21st IEEE International Conference on Intelligent Transportation Systems*. IEEE, 2018.
- [22] B. N. Matcha, S. Namasivayam, M. H. Fouladi, K. C. Ng, S. Sivanesan, and S. Y. E. Noum. Simulation strategies for mixed traffic conditions: A review of car-following models and simulation frameworks. *The Journal of Engineering*, 2020:8231930, 2020.
- [23] MATLAB. 9.8.0.1359463 (R2020a). The MathWorks Inc., Natick, Massachusetts, 2021.
- [24] G. Orosz, B. Krauskopf, and R. E. Wilson. Bifurcations and multiple traffic jams in a car-following model with reaction-time delay. *Physica D: Nonlinear Phenomena*, 211(3-4):277–293, 2005.
- [25] G. Orosz and G. Stépán. Subcritical hopf bifurcations in a car-following model with reaction-time delay. *Proceedings of the Royal Society A: Mathematical, Physical and Engineering Sciences*, 462(2073):2643–2670, 2006.
- [26] Oussama, T. Peter, H. Zebiri, B. Mourllion, and M. Basset. Modified intelligent driver model for driver safety and traffic stability improvement. *IFAC Proceedings Volumes*, 46(21):744 – 749, 2013. 7th IFAC Symposium on Advances in Automotive Control.
- [27] J. Schulz, C. Hubmann, J. Löchner, and D. Burschka. Interaction-aware probabilistic behavior prediction in urban environments. *2018 IEEE/RSJ International Conference on Intelligent Robots and Systems (IROS)*, pages 3999–4006, 2018.
- [28] J. Schulz, C. Hubmann, J. Löchner, and D. Burschka. Multiple model unscented kalman filtering in dynamic bayesian networks for intention estimation and trajectory prediction. *2018 21st International Conference on Intelligent Transportation Systems (ITSC)*, pages 1467–1474, 2018.
- [29] M. Treiber, A. Hennecke, and D. Helbing. Congested traffic states in empirical observations and microscopic simulations. *Physical review E*, 62(2):1805, 2000.
- [30] M. Treiber and A. Kesting. Traffic flow dynamics: Data, models and simulation. 2012.
- [31] M. Treiber and A. Kesting. The intelligent driver model with stochasticity -new insights into traffic flow oscillations. *Transportation Research Procedia*, 23:174 – 187, 2017. Papers Selected for the 22nd International Symposium on Transportation and Traffic Theory Chicago, Illinois, USA, 24-26 July, 2017.
- [32] M. Treiber, A. Kesting, and D. Helbing. Delays, inaccuracies and anticipation in microscopic traffic models. *Physica A: Statistical Mechanics and its Applications*, 360(1):71 – 88, 2006.