

Temporal-Logic-Based Intermittent, Optimal, and Safe Continuous-Time Learning for Trajectory Tracking

Aris Kanellopoulos¹, Filippos Fotiadis¹, Chuangchuang Sun², Zhe Xu³,
Kyriakos G. Vamvoudakis¹, Ufuk Topcu⁴, Warren E. Dixon⁵

Abstract—In this paper, we develop safe reinforcement-learning-based controllers for systems tasked with accomplishing complex missions that can be expressed as linear temporal logic specifications, similar to those required by search-and-rescue missions. We decompose the original mission into a sequence of tracking sub-problems under safety constraints. We impose the safety conditions by utilizing barrier functions to map the constrained optimal tracking problem in the physical space to an unconstrained one in the transformed space. Furthermore, we develop policies that intermittently update the control signal to solve the tracking sub-problems with reduced burden in the communication and computation resources. Subsequently, an actor-critic algorithm is utilized to solve the underlying Hamilton-Jacobi-Bellman equations. Finally, we support our proposed framework with stability proofs and showcase its efficacy via simulation results.

Index Terms—Safe learning, temporal logic, optimal tracking.

I. INTRODUCTION

The problem of assured autonomy is challenging when the dynamics are complex and time-varying, the models are largely unknown, the goals are dynamic and complex, and the environment is unknown and possibly adversarial. For learning-based systems the question of how to design, implement, and maintain high-confidence, high-performance, and dynamically-configured secure policies for avoiding unsafe operating regions is of paramount importance. Recognizing that reinforcement learning (RL) [1]–[4] is an important component of assured autonomy, we focus on learning-enabled systems.

In the context of control systems, a large class of objectives can be modeled as a requirement to follow a desired trajectory, rather than regulate the state of the system.

¹A. Kanellopoulos, F. Fotiadis, and K. G. Vamvoudakis are with the Daniel Guggenheim School of Aerospace Engineering, Georgia Institute of Technology, Atlanta, Georgia, USA, 30332, USA, e-mail: {ariskan, ffotiadis, kyriakos}@gatech.edu.

²Chuangchuang Sun is with the Department of Aeronautics and Astronautics, Massachusetts Institute of Technology, Cambridge, MA 02139, USA, email: ccsun1@mit.edu.

³Zhe Xu is with the School for Engineering of Matter, Transport, and Energy, Arizona State University, Tempe, AZ 85287, email: xzhe1@asu.edu.

⁴Ufuk Topcu are with the Department of Aerospace Engineering and Engineering Mechanics, and the Oden Institute for Computational Engineering and Sciences, University of Texas, Austin, TX 78712, USA, email: utopcu@utexas.edu.

⁵Warren E. Dixon is with the the Department of Mechanical and Aerospace Engineering, University of Florida, Gainesville, FL 32611 – 6250, USA, e-mail: wdixon@ufl.edu

This work was supported in part, by ARO under grant No. W911NF-19-1-0270, by ONR Minerva under grant No. N00014-18-1-2160, and by NSF under grant Nos. CAREER CPS-1851588 and S&AS 1849198.

Furthermore, certain scenarios involve a number of different reference trajectories and endpoints through which the system needs to advance. One scenario indicative of this procedure is found in search and rescue missions in which an autonomous vehicle follows specific search trajectories, with possible intermediate stops for recharging, before eventually returning to a specific location after certain conditions have been met [5], [6].

Temporal logic specifications [7] offer a systematic way of describing the different modes of operation of such system as well as the ways that those modes are interconnected through time. Similarly, to facilitate the use of those methods in high-risk environments, energy expenditure should be minimized.

The complexity of the required tasks that autonomous systems will have to accomplish, especially when time critical missions are considered, leads to the need for the designer to develop control strategies that alleviate the burden on the communication and computation resources of the system. This, in turn, led to the introduction of event-triggered control [8]. Event-triggering mechanisms create another layer of security and safety in the autonomous system, since they minimize the opportunities for erroneous signals to affect the system; whether they are caused by environmental disturbances or malicious attacks.

Related Work

The problem of safe learning has been in the forefront in recent years. The authors in [9] combine control barrier functions with Lyapunov control functions via quadratic programs and introduce new classes of barrier functions to construct safe controllers. The framework of control barrier functions is applied to the problem of autonomous navigation of traffic circles in [10]. In [11], the authors deal with the problem of human-robot interaction, specifically confronting safety issues via a dynamic invariance control framework. The authors of [12], investigate Hamilton-Jacobi-based reachability methods, thus constructing a switching controller that guarantees the system will remain within a predefined region. The authors of [13] develop an approximate online adaptive solution to an optimal control problem under safety constraints with the use of barrier functions and sparse learning. The use of temporal logic specifications for safety has been studied in [14], where regulation problems have been solved via RL techniques while temporal logic specifications are guaranteed to be satisfied. In [15], deep Q-learning was leveraged to guarantee given specifications in a Markov decision process framework.

The motion-planning problem in a multi-robot system under temporal logic specifications is investigated in [16] where the authors use a library of motion primitives to accomplish the given mission. Finally, the authors of [17] consider safety guarantees for control applications via probabilistic signal temporal logic.

The framework of event-triggered control has been extensively investigated in the literature, e.g., in [8], [18]–[20]. While the authors in [21] expanded the framework to take into account output feedback, most implementations remained static. To further enhance the capabilities of autonomous systems, event-triggered control has been used in tandem with RL techniques in various scenarios. In [22], we have brought together intermittent mechanisms to alleviate the burden of an actor-critic framework. This was later extended for systems with unknown dynamics under a Q-learning framework in [23]. The authors of [24] developed a controller with intermittent communication for a multi-agent system, whose dwell-time conditions, needed for stability, as well as safety constraints were expressed by metric temporal logic specifications. Finally, event-triggering mechanisms were employed to the problem of autonomous path planning [25]. Compared to the aforementioned works, and to the best of our knowledge, this is the first time that an optimal, safe, and intermittent learning framework combined with formal methods is used in a continuous-time framework for tracking a family of trajectories.

Contributions: The contributions of this work are three-fold. Firstly, we formulate a system tasked with accomplishing a mission consisting of regulation and tracking sub-problems. We decouple the problems through the use of a finite state automaton (FSA), which also models safety constraints. Secondly, we apply a barrier function-based transformation on the system and the required trajectories, thus allowing us to map the original problem into a series of optimal tracking sub-problems. Finally, we employ an actor-critic framework to solve the underlying tracking problems in a model-free data-driven fashion.

Structure: The rest of the paper is structured as follows. In Section II, we formulate the problem, introduce the temporal logic methodology that facilitates the construction of the tracking sub-problems and we employ barrier functions to map the original problem to a transformed state space that guarantees safety. In Section III, the optimal tracking sub-problems are formulated in the transformed state space and event-triggered controllers are derived. In Section IV, we introduce an actor-critic framework that solves the sub-problems. In Section V, we present simulation results for a system tasked with accomplishing a mission consisting of sequential regulation and tracking and, finally, in Section VI, we conclude the paper and discuss potential future directions.

II. PROBLEM STATEMENT

Consider the time-invariant control-affine nonlinear system

$$\begin{aligned} \dot{x} &= f(x) + g(x)u, \\ x(0) &= x_0, \quad t \geq 0, \end{aligned} \quad (1)$$

where $x \in \mathbb{R}^n$, $u \in \mathbb{R}^m$ are the states and the control input, respectively.

The system (1) is desired to achieve certain goals, constrained by temporal logic specifications (which we will describe later), by following one of the trajectories given by the family of exosystems

$$\dot{z}_i = h_i(z_i), \quad z_i(0) = z_{i,0}, \quad \forall t \geq 0, \quad i \in \mathcal{I}, \quad (2)$$

where $z_i : \mathbb{R}_+ \rightarrow \mathbb{R}^n$ is the i -th candidate of the desired trajectories to be tracked, $h_i : \mathbb{R}^n \rightarrow \mathbb{R}^n$ is a Lipschitz continuous function with $h_i(0) = 0$, and \mathcal{I} is the set of the trajectories to be tracked.

A. Linear Temporal Logic Syntax and Semantics

We consider *syntactically co-safe linear temporal logic* (co-safe LTL) and *syntactically safe linear temporal logic* (safe LTL) formulas [26], [27] for the specifications. Let $\mathbb{B} = \{\text{True}, \text{False}\}$ be the Boolean domain. A time set \mathbb{T} is $\mathbb{R}_{>0}$. A set AP is a set of *atomic predicates*, each of which is a mapping $\mathbb{R}^n \times \mathbb{T} \rightarrow \mathbb{B}$.

The syntax of a co-safe LTL formulas can be recursively defined as follows

$$\phi := \top \mid p \mid \neg p \mid \phi \wedge \phi \mid \phi \vee \phi \mid \bigcirc \phi \mid \diamond \phi \mid \phi \mathcal{U} \phi,$$

where \top stands for the Boolean constant True; $p \in AP$ is an atomic predicate; \neg (negation), \wedge (conjunction), and \vee (disjunction) are standard Boolean connectives; \bigcirc (next), \diamond (eventually), and \mathcal{U} (until) are temporal operators.

The syntax of a safe LTL formulas can be recursively defined as follows,

$$\phi := \top \mid p \mid \neg p \mid \phi \wedge \phi \mid \phi \vee \phi \mid \bigcirc \phi \mid \square \phi,$$

where \square (always) is a temporal operator.

We refer the readers to Sec. II-B of [26] for the Boolean semantics of co-safe and safe LTL formulas. For a co-safe LTL formula ϕ , one can construct a finite state automaton (FSA) that accepts precisely the proposition sequences (i.e., *words*) that satisfy ϕ . For a safe LTL formula ϕ , one can construct an FSA that accepts precisely the proposition sequences (i.e., *words*) that violate ϕ .

For example, a co-safe LTL specification $\phi_c = \diamond p_2 \wedge (\neg p_2 \mathcal{U} p_1)$ can express that “an unmanned aerial vehicle (UAV) should track a certain trajectory z_1 (see (2)) before tracking another trajectory z_2 ”, where $p_1 = (\|x(t) - z_1(t)\| \leq \epsilon)$, and $p_2 = (\|x(t) - z_2(t)\| \leq \epsilon)$, and $\epsilon \in \mathbb{R}_{>0}$ is a threshold for tracking error.

Problem 1: For the system given in (1) and $\lambda > 0$, find a control policy such that the closed-loop system has a stable equilibrium point, the control input satisfies $\|u\| \leq \lambda$, and the trajectory of state x satisfies an LTL specification $\phi = \phi_c \wedge \phi_s$, where ϕ_c is a co-safe LTL formula and ϕ_s is a safe LTL formula. \square

In this paper, for simplicity we consider the safe LTL formula ϕ_s to be in the form of $\phi_s = \square p$, where p is an atomic predicate.

B. Decomposition of LTL Specifications

Given that $\phi = \phi_c \wedge \phi_s$ and $\phi_s = \Box p$, we construct an FSA that accepts precisely the proposition sequences that satisfy ϕ_c and manually divide Problem 1 into a series of sub-problems based on the states of the constructed FSA. For example, consider the LTL specification $\phi = \phi_c \wedge \phi_s$, where $\phi_c = \Diamond p_2 \wedge (\neg p_2 \mathcal{U} p_1)$ and $\phi_s = \Box p_3$, where p_1 , p_2 and p_3 are different atomic predicates. Based on ϕ_c one can construct an FSA as shown in Figure 1. Let $\mathcal{O}(p)$ denote the set of time-dependent states that satisfy an atomic predicate p . We assume that $\mathcal{O}(p_1) \cap \mathcal{O}(p_2) = \emptyset$ if p_1 and p_2 are different atomic predicates. Then, the only path from the initial FSA state q_0 to the final state q_f is $q_0 \rightarrow q_1 \rightarrow q_f$, where the accepting state q_f indicates that ϕ_c is satisfied. There are two resulting two-point boundary-value problem (TPBVP) sub-problems, when the state of the FSA transitions from q_0 to q_1 , and transitions from q_1 to q_f , respectively. Specifically, when the state of the FSA transitions from q_0 to q_1 , the two boundary conditions for the first TPBVP sub-problem are the initial state x_0 and $\mathcal{O}(p_1)$, respectively. In this first TPBVP sub-problem, the safety constraint can be encoded as $x \in \mathcal{O}(\neg p_2) \cap \mathcal{O}(p_3)$, as the state can not reach $\mathcal{O}(p_2)$ until it reaches $\mathcal{O}(p_1)$ according to ϕ_c , and the state must always be in $\mathcal{O}(p_3)$ according to ϕ_s . Similarly, when the state of the FSA transitions from q_1 to q_f , the two boundary conditions for the second TPBVP sub-problem are $\mathcal{O}(p_1)$ and $\mathcal{O}(p_2)$, respectively. In this second TPBVP sub-problem, the safety constraint can be encoded as $x \in \mathcal{O}(p_3)$ according to ϕ_s . After q_f is reached in the FSA, the state only needs to stay in $\mathcal{O}(p_3)$ until the end of time (according to ϕ_s).

Note that generally for a complex FSA, it may not be straightforward to select a unique path from an initial FSA state to a final FSA state. Hence, we can view the FSA as a directed graph, (approximately) estimate the edge weights (i.e., distance), and then select a path by solving a shortest path problem. So far, we have finished decomposing the LTL specification into a sequence of sub-problems, that as a whole will eventually satisfy the original LTL specification.

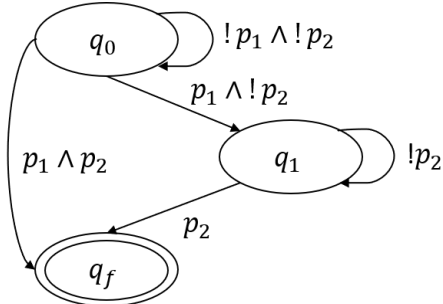


Fig. 1. Finite state automaton generated by a co-safe LTL formula $\phi_c = \Diamond p_2 \wedge (\neg p_2 \mathcal{U} p_1)$.

C. Sub-Problem Tracking a Certain Trajectory

In this paper, given that $\phi = \phi_c \wedge \phi_s$, we consider the predicates in the co-safe LTL formula ϕ_c to be in the form

of $p = (\|x(t) - z_i(t)\| \leq \epsilon)$, $i \in \mathcal{I}$. In this way, a certain trajectory z_i , $i \in \mathcal{I}$ has to be tracked in each sub-problem decomposed from Problem 1. Moreover, as described in Sec. II-B, the system state x is subject to some safety constraints in each sub-problem, as $x \in \mathcal{Q}$ needs to hold in each sub-problem, where $\mathcal{Q} = \{x \in \mathbb{R}^n | c \leq Ax + r \leq C\}$, $A = [a_1 \ a_2 \ \dots \ a_m]^T \in \mathbb{R}^{m \times n}$, with $a_i \in \mathbb{R}^n$, $\forall i \in \{1, \dots, m\}$, $r = [r_1, \dots, r_m]^T \in \mathbb{R}^m$, $c = [c_1, \dots, c_m]^T \in \mathbb{R}^m$ and $C = [C_1, \dots, C_m]^T \in \mathbb{R}^m$. The TPBVP sub-problem can thus be summarized as follows.

Problem 2: (sub-problem) For the system (1), find a control input u that is constrained to satisfy $\|u\| \leq \lambda$, so that the system state x tracks a certain trajectory z_i , $i \in \mathcal{I}$ (i.e., $\|x(t) - z_i(t)\| \leq \epsilon$) for a given threshold tracking error ϵ and the state x remains in the set \mathcal{Q} , given an initial condition $x(0) = x_0$. \square

Remark 3: As a sub-problem of Problem 1, Problem 2 translates a temporal logic constraint ϕ into a more detailed and time-invariant constraint in the current time interval.

To guarantee the safety specifications, we need to transform the system (1), which is constrained by the safety specifications \mathcal{Q} , into an unconstrained one. To this end, we design the following barrier function:

$$b(q, c_0, C_0) = \log \left(\frac{C_0 c_0 - q}{c_0 C_0 - q} \right), \forall q \in (c_0, C_0), \quad (3)$$

where $c_0 < 0 < C_0$. The barrier $b(q, c_0, C_0)$ is invertible in the interval (c_0, C_0) , and its inverse is given by

$$b^{-1}(y, c_0, C_0) = c_0 C_0 \frac{e^{\frac{y}{2}} - e^{-\frac{y}{2}}}{c_0 e^{\frac{y}{2}} - C_0 e^{-\frac{y}{2}}}, \forall y \in \mathbb{R}, \quad (4)$$

with dynamics

$$\frac{db^{-1}(y, c_0, C_0)}{dy} = \frac{C_0 c_0^2 - c_0 C_0^2}{c_0^2 e^y - 2c_0 C_0 + C_0^2 e^{-y}}. \quad (5)$$

We now use (3)-(5) to perform the transformation of (1). In particular, let us define

$$\begin{aligned} s_i &= b(q_i(x), c_i, C_i) \\ q_i(x) &= b^{-1}(s_i, c_i, C_i) \\ q_i(x) &= a_i^T x + r_i, \forall i = 1, \dots, m. \end{aligned} \quad (6)$$

Through the use of the chain rule, we obtain

$$\frac{dq_i(x)}{dt} = a_i^T \dot{x} = \frac{db^{-1}(s_i, c_i, C_i)}{ds_i} \frac{ds_i}{dt},$$

which yields

$$\frac{ds_i}{dt} = \frac{1}{\frac{db^{-1}(s_i, c_i, C_i)}{ds_i}} a_i^T \dot{x}. \quad (7)$$

Additionally, from (6), we have that

$$Ax + r = b^{-1}(s, c, C), \quad (8)$$

where $b^{-1}(s, c, C) = [b^{-1}(s_1, c_1, C_1), \dots, b^{-1}(s_m, c_m, C_m)]^T \in \mathbb{R}^m$, hence we conclude that

$$x = (A^T A)^{-1} A^T (b^{-1}(s, c, C) - r). \quad (9)$$

Remark 4: To make $A^T A \in \mathbb{R}^n$ invertible, A is assumed to be full column rank. This assumption is not restrictive, since we can make it hold by adding sufficiently large trivial bounds on the states, i.e., $-M_i \leq x_i \leq M_i$, with $M_i \gg 0$, $\forall i = 1, \dots, n$. \square

Combining (7) with the dynamics of x yields the unconstrained subsystem dynamics, $\forall i = 1, \dots, n$,

$$\begin{aligned} \frac{ds_i}{dt} &= \frac{1}{\frac{db^{-1}(s_i, c_i, C_i)}{ds_i}} a_i^T \dot{x} \\ &= \frac{1}{\frac{db^{-1}(s_i, c_i, C_i)}{ds_i}} a_i^T (f(x) + g(x)u), \quad t \geq 0. \end{aligned} \quad (10)$$

In (10), the constrained state x can be written with respect to the unconstrained state $s = [s_1, \dots, s_n]^T$ as in (9). Therefore, the subsystems (10) can be described in the compact form

$$\dot{s} = F(s) + G(s)u, \quad t \geq 0. \quad (11)$$

where $F: \mathbb{R}^n \rightarrow \mathbb{R}^n$, $G: \mathbb{R}^n \rightarrow \mathbb{R}^{n \times m}$.

To achieve optimal tracking while satisfying the required safety constraints, we shall solve Problem 2 in the transformed s -domain both for the system—employing the dynamics given by (11)—as well as the image of the target trajectory in the s -domain. Thus, let the transformed dynamics of $z \in z_{\mathcal{I}}$ be given by

$$\dot{z}_s(t) = f_d(z_s(t)), \quad z_s(0) = z_0, \quad t \geq 0, \quad (12)$$

where $z_s(t) \in \mathbb{R}^n$ denotes the bounded desired trajectory in the s -domain, and f_d is a Lipschitz continuous function, with $f_d(0) = 0$, which yields the dynamics of z_s . The function f_d can be derived by following the same procedure that was used to transform the state x into s .

We may now define a tracking error $e_s(t) = s(t) - z_s(t) \in \mathbb{R}^n$ in the s -domain, $\forall t \geq 0$, with associated dynamics given by

$$\dot{e}_s(t) = F(e_s(t) + z_s(t)) - f_d(z_s(t)).$$

Hence, concatenating e_s and z_s into a single state vector $s_{aug} := [e_s^T \ z_s^T]^T$, we derive the concatenated dynamics in the s -domain

$$\dot{s}_{aug} = F_{aug}(s_{aug}) + G_{aug}(s_{aug})u(t), \quad t \geq 0, \quad (13)$$

where $F_{aug}(s_{aug}) := \begin{bmatrix} F(e_s(t) + z_s(t)) - f_d(z_s(t)) \\ f_d(z_s(t)) \end{bmatrix}$ and $G_{aug}(s_{aug}) := \begin{bmatrix} G(e_s(t) + z_s(t)) \\ 0 \end{bmatrix}$.

Remark 5: To be able to transform the reference trajectory dynamics through the barrier function method, it must hold that $z(t) \in \mathcal{Q}$, for all $t \geq 0$ and for all $z_i, i \in \mathcal{I}$. This assumption is quite weak since it only requires that the system tracks a trajectory that does not violate any safety constraints. \square

III. OPTIMAL TRACKING SUB-PROBLEMS

To reduce the communication burden and conserve resources, the system operates under a sampled version of the transformed state

$$\hat{s}_{aug}(t) = \begin{cases} s_{aug}(r_j), & \forall t \in (r_j, r_{j+1}] \\ s_{aug}(t), & t = r_j. \end{cases}$$

The sampling instances constitute a strictly increasing sequence $\{r_j\}_{j=0}^{\infty}$, where $r_j, j \in \mathbb{N}$, is the j -th consecutive sampling instant, with $r_0 = 0$ and $\lim_{j \rightarrow \infty} r_j = \infty$. To decide when to trigger an event, we define the triggering error as the difference between the state $s_{aug}(t)$ at the current time t and the state $\hat{s}_{aug}(t)$ that was sampled most recently:

$$e_{trig}(t) = \hat{s}_{aug}(t) - s_{aug}(t), \quad \forall t \in (r_j, r_{j+1}], \quad j \in \mathbb{N}.$$

Our objective is to find a feedback controller that minimizes a cost functional given by

$$J(s_{aug}(0); u) = \frac{1}{2} \int_0^{\infty} e^{-\gamma\tau} (s_{aug}^T Q_{aug} s_{aug} + R(u)) d\tau,$$

where $\gamma \in \mathbb{R}^+$ is a discount factor, and $Q_{aug} = \begin{bmatrix} Q & 0_{n \times n} \\ 0_{n \times n} & 0_{n \times n} \end{bmatrix}$ is a user defined matrix where $Q \geq 0$ and $0_{n \times n}$ a square matrix of zeros. Furthermore, to satisfy the magnitude constraint on u , i.e., $\|u\| \leq \lambda$, we chose $R(u)$ to have following form, adopted from [28],

$$R(u) = \int_0^u \lambda \tanh^{-1}\left(\frac{v}{\lambda}\right) \gamma_1 dv, \quad \forall u \in (-\lambda, \lambda), \quad (14)$$

where $\tanh^{-1}(\cdot)$ denotes the inverse of the hyperbolic tangent function and $\gamma_1 > 0$. The states s and control u are not coupled in the safety constraints.

Initially, we consider an infinite bandwidth optimal control problem, assuming that the controller has access to the augmented transformed state at all times. Following standard optimal control methods, we define the optimal value function $V: \mathbb{R}^{2n} \rightarrow \mathbb{R}$ given, $\forall s_{aug}$, as

$$V(s_{aug}(t)) = \min_u \frac{1}{2} \int_t^{\infty} e^{-\gamma(\tau-t)} (s_{aug}^T Q_{aug} s_{aug} + R(u)) d\tau, \quad (15)$$

and the Hamiltonian associated with (13) and (15) for the continuously updating controller as follows

$$\begin{aligned} H(s_{aug}, u_c, \frac{\partial V}{\partial s_{aug}}) &= \frac{\partial V}{\partial s_{aug}}^T (F_{aug}(s_{aug}) + G_{aug}(s_{aug})u_c) \\ &+ \frac{1}{2} (s_{aug}^T Q_{aug} s_{aug} + R(u_c) - 2\gamma V(s_{aug})), \quad \forall s_{aug}, u_c. \end{aligned} \quad (16)$$

After employing the stationarity condition, for the Hamiltonian (16), i.e., $\frac{\partial H(\cdot)}{\partial u_c} = 0$, the infinite bandwidth optimal control can be found to be

$$\begin{aligned} u_c^*(s_{aug}) &= \arg \min_{u_c} H(s_{aug}, u_c, \frac{\partial V}{\partial s_{aug}}) \\ &= -\lambda \tanh\left(\frac{1}{2\gamma_1 \lambda} G_{aug}^T(s_{aug}) \frac{\partial V}{\partial s_{aug}}\right), \quad \forall s_{aug}. \end{aligned} \quad (17)$$

By substituting the optimal control (17) into (16) one has the Hamilton-Jacobi-Bellman (HJB) equation given as

$$H(s_{\text{aug}}, u_c^*, \frac{\partial V}{\partial s_{\text{aug}}}) = 0, \quad \forall s_{\text{aug}}. \quad (18)$$

Now, to reduce the communication between the plant and the controller we use an intermittent version of (18) by introducing a sampled-data component that will enforce sparse and aperiodic updates for the controller. This will be designed in such a way that certain conditions on the state of the system are met, and stability is guaranteed as is shown in the analysis that follows. Thus, the controller operates with the sampled version of the system states, rather than the actual ones, and (17) becomes

$$u^*(\hat{s}_{\text{aug}}) = -\lambda \tanh\left(\frac{1}{2\gamma_1\lambda} G_{\text{aug}}^T(\hat{s}_{\text{aug}}) \frac{\partial V}{\partial \hat{s}_{\text{aug}}}\right), \quad \forall \hat{s}_{\text{aug}}. \quad (19)$$

Assumption 1: There exists a positive constant L such that

$$\|u_c(s_{\text{aug}}) - u(\hat{s}_{\text{aug}})\| \leq L \|e_{\text{trig}}\|, \quad \forall s_{\text{aug}}, \hat{s}_{\text{aug}}. \quad \square$$

Remark 6: This assumption on the Lipschitz constant of the controller is standard in the literature, e.g., in [19], [29]–[31], and is satisfied in various realistic control applications. It also enables us to show convergence of the intermittent tracking policy that evolves in the transformed s -space. \square

Theorem 1: Consider the constrained system evolving in the transformed s -space (11), following the trajectory given by (12). Let the augmented tracking error system be given by (13), and the intermittent policy by (19). Then, the closed-loop error system has an asymptotically stable equilibrium when $\gamma = 0$, and is ultimately uniformly bounded (UUB) when $\gamma \neq 0$, under the triggering condition given by

$$\|e_{\text{trig}}\|^2 \leq \frac{(1/2 - \beta^2)\underline{\lambda}(Q)}{L^2\lambda\gamma_1} \|e_s\|^2 + \frac{1}{L^2\lambda\gamma_1} R(u),$$

where $\beta \in (0, \frac{1}{\sqrt{2}})$ is a design parameter and $\underline{\lambda}(Q)$ is the minimum eigenvalue of Q . Furthermore, Zeno behavior is excluded via a lower bound on the inter-event times, i.e., $\exists \bar{r} > 0$ such that, $r_{j+1} - r_j > \bar{r}$, $\forall j \in \mathcal{N}$.

Proof. Consider the time-derivative of the optimal value function (15), along the trajectories of the augmented system (13) under the intermittent policy (19) over an inter-event period, i.e., $\forall t \in (r_j, r_{j+1}]$

$$\dot{V} = \frac{\partial V}{\partial s_{\text{aug}}}^T (F_{\text{aug}}(s_{\text{aug}}) + G_{\text{aug}}(s_{\text{aug}})u^*(\hat{s}_{\text{aug}})). \quad (20)$$

Now, we note that the continuously triggered HJB (18) can be rewritten as

$$0 = \frac{1}{2} s_{\text{aug}}^T Q_{\text{aug}} s_{\text{aug}} + \frac{\partial V}{\partial s_{\text{aug}}}^T (F_{\text{aug}}(s_{\text{aug}})) - \gamma V + \lambda^2 \gamma_1 \ln\left(1 - \tanh^2\left(\frac{1}{2\gamma_1\lambda} G_{\text{aug}}^T(s_{\text{aug}}) \frac{\partial V}{\partial s_{\text{aug}}}\right)\right),$$

which yields

$$\dot{V} = -\frac{1}{2} s_{\text{aug}}^T Q_{\text{aug}} s_{\text{aug}} + \gamma V + \frac{\partial V}{\partial s_{\text{aug}}}^T (G_{\text{aug}} u^*(\hat{s}_{\text{aug}})) - \lambda^2 \gamma_1 \ln\left(1 - \tanh^2\left(\frac{1}{2\gamma_1\lambda} G_{\text{aug}}^T(s_{\text{aug}}) \frac{\partial V}{\partial s_{\text{aug}}}\right)\right), \quad (21)$$

and, due to the structure of the optimal control function, we can get by following [32]

$$\dot{V} = -\frac{1}{2} s_{\text{aug}}^T Q_{\text{aug}} s_{\text{aug}} + \gamma V(s_{\text{aug}}) - R(u^*(\hat{s}_{\text{aug}})) + 2\gamma\lambda \int_{u^*(s_{\text{aug}})}^{u^*(\hat{s}_{\text{aug}})} \left(\frac{1}{2\gamma_1\lambda} G_{\text{aug}}^T(\hat{s}_{\text{aug}}) + \tanh^{-1}\left(\frac{v}{\lambda}\right)\right) dv,$$

It has been shown that the following holds

$$2\gamma\lambda \int_{u^*(s_{\text{aug}})}^{u^*(\hat{s}_{\text{aug}})} \left(\frac{1}{2\gamma_1\lambda} G_{\text{aug}}^T(\hat{s}_{\text{aug}}) + \tanh^{-1}\left(\frac{v}{\lambda}\right)\right) dv \leq L^2 \lambda \gamma_1 \|e_{\text{trig}}\|^2.$$

Note that the term $s_{\text{aug}}^T Q_{\text{aug}} s_{\text{aug}}$ is equivalent to $e_s^T Q e_s$ since the rest of the terms in Q_{aug} are zero. Hence,

$$\dot{V} \leq -\frac{1}{2} e_s^T Q e_s + \gamma V(s_{\text{aug}}) - R(u^*(\hat{s}_{\text{aug}})) + L^2 \lambda \gamma_1 \|e_{\text{trig}}\|^2, \quad (22)$$

Therefore, for some $\beta \in (0, \frac{1}{\sqrt{2}})$, given the condition

$$L^2 \lambda \gamma_1 \|e_{\text{trig}}\|^2 \leq \left(\frac{1}{2} - \beta^2\right) \underline{\lambda}(Q) \|e_s\|^2 + R(u^*(\hat{s}_{\text{aug}})), \quad (23)$$

the equation (22) becomes

$$\dot{V} \leq -\beta^2 e_s^T Q e_s + \gamma V(s_{\text{aug}}).$$

Thus, given that the discount factor is picked such that $\gamma = 0$, then $\dot{V} \leq -\beta^2 e_s^T Q e_s$, and the closed-loop dynamics are asymptotically stable. We also know that V is positive definite and bounded in a compact set $\Omega \subseteq \mathbb{R}^{2n}$ as, $\sup_{s_{\text{aug}} \in \Omega} \|V(s_{\text{aug}})\| \leq V_{\text{max}}$. Then from (23) we conclude that $V < 0$ whenever e_s lies outside the compact set $\Omega_{e_s} = \{e_s : \|e_s\| \leq \sqrt{\frac{\gamma V_{\text{max}}}{\beta^2 \underline{\lambda}(Q)}}\}$. Therefore, e_s is UUB [33] for $\gamma \neq 0$. The exclusion of Zeno behavior follows directly from [34]. \blacksquare

IV. LEARNING ALGORITHM

In this section, we employ approximation structures to solve the optimal tracking problem in a data-driven way, while guaranteeing safety constraints.

A. Critic Approximator

Initially, we employ a critic approximator, that will be able to estimate the optimal value function that solves the HJB equation. It is known that the optimal value function can be expressed as

$$V^*(s_{\text{aug}}) = \theta_c^{*T} \phi_c(s_{\text{aug}}) + \epsilon_c(s_{\text{aug}}), \quad \forall s_{\text{aug}}, \quad (24)$$

where $\theta_c^* \in \mathbb{R}^h$ are unknown ideal weights which are bounded as $\|\theta_c^*\| \leq \theta_{\text{cmax}}$. Furthermore, $\phi_c := [\phi_1 \ \phi_2 \ \dots \ \phi_h] : \mathbb{R}^{2n} \rightarrow \mathbb{R}^h$, is a bounded C^1 basis

function, i.e., with bounded first order derivatives, so that $\|\phi_c\| \leq \phi_{c\max}$ and $\left\|\frac{\partial\phi_c}{\partial x}\right\| \leq \phi_{dc\max}$, and h is the number of basis. Finally, $\epsilon_c : \mathbb{R}^{2n} \rightarrow \mathbb{R}$ is the approximation error.

Remark 7: The residual error and its derivative are bounded inside any compact set $\Omega \subset \mathbb{R}^n$, i.e.,

$$\sup_{s_{\text{aug}} \in \Omega} \|\epsilon_c(s_{\text{aug}})\| \leq \epsilon_{c\max} \quad \text{and} \quad \sup_{s_{\text{aug}} \in \Omega} \left\|\frac{\partial\epsilon_c(s_{\text{aug}})}{\partial s_{\text{aug}}}\right\| \leq \epsilon_{dc\max}.$$

In addition, the residual error and its derivative converge uniformly to zero in Ω as $h \rightarrow \infty$, if ϕ_c is chosen so that it represents a complete basis of V^* inside Ω [35]. \square

Based on this, the optimal intermittent policy in can be rewritten, $\forall t \in (r_j, r_{j+1}]$, as

$$u^*(\hat{s}_{\text{aug}}) = -\lambda \tanh\left(\frac{1}{2\gamma_1\lambda} G_{\text{aug}}^T(\hat{s}_{\text{aug}}) \times \left(\frac{\partial\phi(\hat{s}_{\text{aug}})}{\partial \hat{s}_{\text{aug}}}\right)^T \theta_c^* + \frac{\partial\epsilon_c(\hat{s}_{\text{aug}})}{\partial \hat{s}_{\text{aug}}}\right). \quad (25)$$

B. Actor Approximator

We employ another approximating structure, called an *actor*, to approximate the intermittent controller (25). This is expressed, $\forall t \in (r_j, r_{j+1}]$, as

$$u^*(\hat{s}_{\text{aug}}) = \theta_u^T \phi_u(\hat{s}_{\text{aug}}) + \epsilon_u(\hat{s}_{\text{aug}}), \quad \forall \hat{s}_{\text{aug}}, \quad (26)$$

where $\theta_u^* \in \mathbb{R}^{h_2 \times m}$ are the optimal weights, ϕ_u are the basis functions defined similarly to the critic approximator, h_2 is the number of basis, and ϵ_u is the actor approximation error.

Remark 8: The approximation error ϵ_u is bounded over a compact set $\Omega \subset \mathbb{R}^n$, so that $\sup_{\hat{s}_{\text{aug}} \in \Omega} \|\epsilon_u\| \leq \epsilon_{u\max}$. In addition, the approximation basis functions are chosen so that they are upper bounded by positive constants, i.e., $\|\phi_u\| \leq \phi_{u\max}$. \square

Thus, the current estimates of the value function and the optimal policy are derived based on estimations of the ideal critic and actor weights, denoted $\hat{\theta}_c$ and $\hat{\theta}_u$, respectively

$$\hat{V}(s_{\text{aug}}(t)) = \hat{\theta}_c^T \phi_c(s_{\text{aug}}(t)), \quad \forall s_{\text{aug}}, \quad (27)$$

$$\hat{u}(\hat{s}_{\text{aug}}) = \hat{\theta}_u^T \phi_u(\hat{s}_{\text{aug}}), \quad \forall \hat{s}_{\text{aug}}. \quad (28)$$

Now, the learning mechanism comprises tuning laws that will allow us to obtain optimal estimates to the critic and actor weights. Towards this, we define the estimation error $e_c \in \mathbb{R}$ based on the Hamiltonian function as

$$\begin{aligned} e_c &= H(s_{\text{aug}}, \hat{u}(\hat{s}_{\text{aug}}), \frac{\partial\hat{V}(s_{\text{aug}})}{\partial s_{\text{aug}}}) \\ &\quad - H(s_{\text{aug}}, u_c^*(s_{\text{aug}}), \frac{\partial V^*(s_{\text{aug}})}{\partial s_{\text{aug}}}) \\ &= \hat{\theta}_c^T \frac{\partial\phi_c}{\partial s_{\text{aug}}} (F_{\text{aug}}(s_{\text{aug}}) + G_{\text{aug}}(s_{\text{aug}})\hat{u}(\hat{s}_{\text{aug}})) - \gamma \hat{\theta}_c^T \phi_c + \hat{r} \\ &= \hat{\theta}_c^T \omega + \hat{r}, \end{aligned}$$

with $\omega = \frac{\partial\phi_c}{\partial s_{\text{aug}}} (F_{\text{aug}}(s_{\text{aug}}) + G_{\text{aug}}(s_{\text{aug}})\hat{u}(\hat{s}_{\text{aug}})) - \gamma \phi_c$, $\hat{r} = \frac{1}{2} s_{\text{aug}}^T Q_{\text{aug}} s_{\text{aug}} + R(\hat{u}(\hat{s}_{\text{aug}}))$ and $H(s_{\text{aug}}, u_c^*(s_{\text{aug}}), \frac{\partial V^*(s_{\text{aug}})}{\partial s_{\text{aug}}}) = 0$ from (18), and for

simplicity we omit the dependence of ϕ_c on the augmented s -state.

To drive the error e_c to zero one has to pick the critic weights appropriately. By defining the squared-norm error as $E_c = \frac{1}{2} e_c^2$ we can apply the normalized gradient descent method to obtain the estimate of the critic weights as

$$\dot{\hat{\theta}}_c = -\alpha \frac{1}{(\omega^T \omega + 1)^2} \frac{\partial E_c}{\partial \hat{\theta}_c} = -\alpha \frac{\omega}{(\omega^T \omega + 1)^2} e_c, \quad (29)$$

where $\alpha \in \mathbb{R}^+$ is a tuning parameter.

By defining the critic error dynamics as $\tilde{\theta}_c = \theta_c^* - \hat{\theta}_c$ and taking its derivative with respect to time one has

$$\dot{\tilde{\theta}}_c = -\alpha \frac{\omega \omega^T}{(\omega^T \omega + 1)^2} \tilde{\theta}_c + \alpha \frac{\omega}{(\omega^T \omega + 1)^2} \epsilon_{Hc}, \quad (30)$$

where $\epsilon_{Hc} = -\frac{\partial\epsilon_c}{\partial x} (F + G\hat{u})$, $\forall x, \hat{u}$, is upper bounded by $\epsilon_{Hc\max} \in \mathbb{R}^+$ as $\|\epsilon_{Hc}\| \leq \epsilon_{Hc\max}$.

To state stability results on the derived learning system, we can consider the critic error dynamics as a sum of nominal dynamical behavior with a time dependent perturbation due to the approximation error, denoted respectively as S_N and S_P , where $\dot{\tilde{\theta}}_c = S_N + S_P$ with $S_N = -\alpha \frac{\omega \omega^T}{(\omega^T \omega + 1)^2} \tilde{\theta}_c$ and $S_P = \alpha \frac{\omega}{(\omega^T \omega + 1)^2} \epsilon_{Hc}$.

Theorem 2: Assume that the signal $M = \frac{\omega}{(\omega^T \omega + 1)}$ is persistently exciting, i.e., $\int_t^{t+T} M M^T d\tau \geq bI$, $\forall t \geq 0$ for some $b, T \in \mathbb{R}^+$, where I is an identity matrix of appropriate dimensions, and also that there exists $M_b \in \mathbb{R}^+$ such that for all $t \geq 0$, $\max\{|M|, |\dot{M}|\} \leq M_b$. Then, the nominal system S_N is exponentially stable and its trajectories satisfy $\|\tilde{\theta}_c(t)\| \leq \|\tilde{\theta}_c(0)\| \kappa_1 e^{-\kappa_2 t}$, for some $\kappa_1, \kappa_2 \in \mathbb{R}^+$ and for all $t \geq 0$.

Proof. The proof follows from [36]. \blacksquare

Now, to derive the tuning laws for the actor approximator, we consider the error $e_u \in \mathbb{R}^m$ given, $\forall \hat{s}_{\text{aug}}$, by

$$\begin{aligned} e_u &= \hat{u} - u_{\hat{\theta}_c} \\ &= \hat{\theta}_u^T \phi_u(\hat{s}_{\text{aug}}) + \lambda \tanh\left(\frac{1}{2\gamma_1\lambda} G_{\text{aug}}^T(\hat{s}_{\text{aug}}) \left(\frac{\partial\phi(\hat{s}_{\text{aug}})}{\partial \hat{s}_{\text{aug}}}\right)^T \theta_c^*\right), \end{aligned}$$

where $u_{\hat{\theta}_c}$ is the controller based on the critic weights $\hat{\theta}_c$.

The objective is to select $\hat{\theta}_u$ such that the error e_u goes to zero. As such, we minimize the following error cost

$$E_u = \frac{1}{2} e_u^T e_u.$$

In keeping with our objective to avoid over-utilization of the system's resources, we let the actor learn in an aperiodic fashion, by updating the weights only at the triggering instances, and keeping them constant between them. This gives the system an impulsive nature, whose behavior we investigate based on results of [37] and [38].

Then, the update laws are given by

$$\dot{\hat{\theta}}_u(t) = 0, \quad \forall t \in \mathbb{R}^+ \setminus \bigcup_{j \in \mathbb{N}} r_j, \quad (31)$$

and the jump equation to compute $\hat{\theta}_u(r_j^+)$ given, for $t = r_j$, by

$$\begin{aligned} \hat{\theta}_u^+ &= \hat{\theta}_u - \alpha_u \phi_u(x_{\text{aug}}(t)) \left(\hat{\theta}_u^T \phi_u(s_{\text{aug}}(t)) \right. \\ &\quad \left. + \lambda \tanh \left(\frac{1}{2\gamma_1 \lambda} G_{\text{aug}}^T(\hat{s}_{\text{aug}}) \frac{\partial \phi(\hat{s}_{\text{aug}})^T}{\partial \hat{s}_{\text{aug}}} \theta_c^* \right)^T \right). \end{aligned} \quad (32)$$

By defining the actor error dynamics as $\tilde{\theta}_u = \theta_u^* - \hat{\theta}_u$ and taking the time derivative using the continuous update (31) and by using the jump system (32) updated at the trigger instants one has

$$\dot{\tilde{\theta}}_u(t) = 0, \quad \forall t \in \mathbb{R}^+ \setminus \bigcup_{j \in \mathbb{N}} r_j, \quad (33)$$

and, for $t = r_j$

$$\tilde{\theta}_u^+ = \tilde{\theta}_u - \alpha_u \phi_u(s_{\text{aug}}(t)) \phi_u(s_{\text{aug}}(t))^T \tilde{\theta}_u(t) \quad (34)$$

$$- \lambda \tanh \left(\frac{1}{2\gamma_1 \lambda} G_{\text{aug}}^T(\hat{s}_{\text{aug}}) \left(\frac{\partial \phi(\hat{s}_{\text{aug}})^T}{\partial \hat{s}_{\text{aug}}} + \frac{\partial \epsilon_c(\hat{s}_{\text{aug}})^T}{\partial \hat{s}_{\text{aug}}} \right) \theta_c^* \right), \quad (35)$$

respectively. Note that the solution of (33)-(34) is left continuous; that is, it is continuous everywhere except at the resetting times r_j

$$\hat{\theta}_u(r_j) = \lim_{\delta \rightarrow 0^+} \hat{\theta}_u(r_j - \delta), \quad \forall j \in \mathbb{N},$$

and

$$\begin{aligned} \hat{\theta}_u^+ &= \hat{\theta}_u - \alpha_u \phi_u(x_{\text{aug}}(t)) \left(\hat{\theta}_u^T \phi_u(s_{\text{aug}}(t)) \right. \\ &\quad \left. + \lambda \tanh \left(\frac{1}{2\gamma_1 \lambda} G_{\text{aug}}^T(\hat{s}_{\text{aug}}) \frac{\partial \phi(\hat{s}_{\text{aug}})^T}{\partial \hat{s}_{\text{aug}}} \theta_c^* \right)^T \right), \quad t = r_j. \end{aligned}$$

V. SIMULATION RESULTS

To validate the effectiveness of the proposed framework, we solve a safety-critical task described as a temporal logic specification, which can be decomposed as a sequence of event-triggered optimal tracking control problems. Same as the example in Sec. II-B, we consider the LTL specification $\phi = \phi_c \wedge \phi_s$, with $\phi_c = \diamond p_2 \wedge (-p_2 \mathcal{U} p_1)$ and $\phi_s = \square p_3$, where p_1, p_2 are to track different target trajectories and p_3 is a safe zone to stay in. Given the FSA constructed based on ϕ_c as shown in Fig. 1, Problem 1 can be decomposed into two sub-problems (Problem 2). Due to space limitations, we only show the results of the first sub-problem (i.e., reaching p_1), and the results for the second sub-problems are omitted as they can be obtained in a similar manner. The safety constraint p_3 is defined as $\mathcal{Q} = \{x \in \mathbb{R}^n | c \leq Ax + r \leq C\}$, where $A = I$ (the identity matrix), $r = \mathbf{0}_{4 \times 1}$ and $c = -30 \times \mathbf{1}_{4 \times 1}, C = -c$.

We set the predicate $p_1 = (\|x(t) - z_1(t)\| \leq \epsilon)$, where the trajectory to be tracked is $z = 0.5 \times [\sin 0.5t, \cos 0.5t]^T$, and $\epsilon = 0.6$. The system dynamics are given as $\dot{x} = f(x) + g(x)u$, where,

$$f(x) = \begin{bmatrix} -x_1 + x_2 \\ -0.5x_1 - 0.5x_2(1 - (\cos 2x_1 + 2)^2) \end{bmatrix},$$

and

$$g(x) = \begin{bmatrix} 0 \\ \cos 2x_1 + 2 \end{bmatrix}.$$

For the learning algorithm, the initial actor and critic weights are picked randomly in $[0, 1]$. The user-defined parameters are selected as $Q = 800I$. The evolution of the tracking error is shown in Fig. 2. In Fig.3 we present the control input of the system after the exploration noise has been sufficiently decreased. It can be seen that due to the nature of the desired trajectory, the controller does not achieve perfect tracking, but rather renders the tracking error UUB. It is validated that the safety constraints are satisfied while the tracking error is decreasing and eventually bounded as proved.

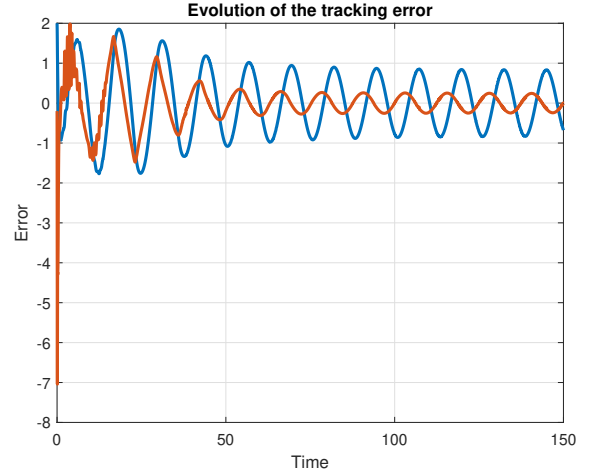


Fig. 2. The evolution of the tracking error of the states.

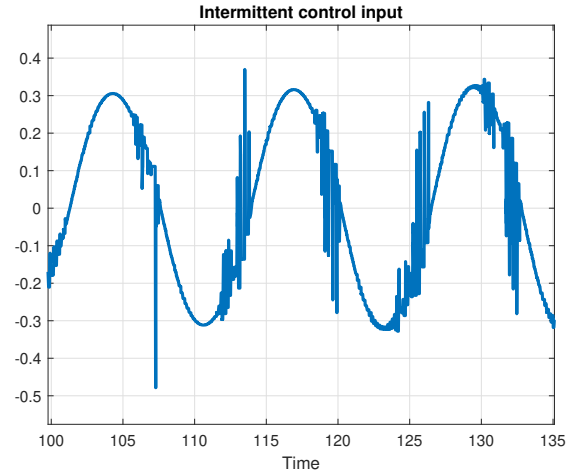


Fig. 3. Intermittent control policy.

VI. CONCLUSION AND FUTURE WORK

In this paper, we developed an intermittent learning framework for a system tasked with a complex mission while

guaranteeing safety. We brought together ideas from LTL and control-oriented RL to decompose the mission into a sequence of tracking sub-problems which are constrained by safety specifications. We convert the system using barrier functions, thus, deriving an unconstrained optimal tracking problem in the transformed state space. The tracking problem was tackled via the construction of intermittent policies and guarantees of stability and optimality were presented. Finally, to circumvent the issues arising from the difficulty of solving the underlying HJB equations, we used an RL algorithm to obtain estimated versions of the intermittent safe optimal control policies.

Future work will focus on extensions to the settings of distributed multi-agent systems.

REFERENCES

- [1] R. S. Sutton and A. G. Barto, *Reinforcement learning: An introduction*. MIT Press, 2018.
- [2] B. Kiumarsi, K. G. Vamvoudakis, H. Modares, and F. L. Lewis, "Optimal and autonomous control using reinforcement learning: A survey," *IEEE transactions on neural networks and learning systems*, vol. 29, no. 6, pp. 2042–2062, 2017.
- [3] D. Vrabie, K. G. Vamvoudakis, and F. L. Lewis, *Optimal adaptive control and differential games by reinforcement learning principles*. IET, 2013, vol. 2.
- [4] R. Kamalapurkar, P. Walters, J. Rosenfeld, and W. Dixon, *Reinforcement learning for optimal feedback control*. Springer, 2018.
- [5] L. Lin and M. A. Goodrich, "Uav intelligent path planning for wilderness search and rescue," in *2009 IEEE/RSJ International Conference on Intelligent Robots and Systems*. IEEE, 2009, pp. 709–714.
- [6] B. Li, S. Patankar, B. Moridian, and N. Mahmoudian, "Planning large-scale search and rescue using team of uavs and charging stations," in *2018 IEEE International Symposium on Safety, Security, and Rescue Robotics (SSRR)*. IEEE, 2018, pp. 1–8.
- [7] E. A. Emerson, "Temporal and modal logic," in *Formal Models and Semantics*. Elsevier, 1990, pp. 995–1072.
- [8] W. Heemels, K. H. Johansson, and P. Tabuada, "An introduction to event-triggered and self-triggered control," in *2012 IEEE 51st IEEE Conference on Decision and Control (CDC)*. IEEE, 2012, pp. 3270–3285.
- [9] A. D. Ames, X. Xu, J. W. Grizzle, and P. Tabuada, "Control barrier function based quadratic programs for safety critical systems," *IEEE Transactions on Automatic Control*, vol. 62, no. 8, pp. 3861–3876, 2016.
- [10] R. Konda, E. Squires, P. Pierpaoli, M. Egerstedt, and S. Coogan, "Provably-safe autonomous navigation of traffic circles," in *2019 IEEE Conference on Control Technology and Applications (CCTA)*. IEEE, 2019, pp. 876–881.
- [11] M. Kimmel and S. Hirche, "Active safety control for dynamic human-robot interaction," in *2015 IEEE/RSJ International Conference on Intelligent Robots and Systems (IROS)*. IEEE, 2015, pp. 4685–4691.
- [12] J. F. Fisac, A. K. Akametalu, M. N. Zeilinger, S. Kaynama, J. Gillula, and C. J. Tomlin, "A general safety framework for learning-based control in uncertain robotic systems," *IEEE Transactions on Automatic Control*, vol. 64, no. 7, pp. 2737–2752, 2018.
- [13] M. L. Greene, P. Deptula, S. Nivison, and W. E. Dixon, "Sparse learning-based approximate dynamic programming with barrier constraints," *IEEE Control Systems Letters*, vol. 4, no. 3, pp. 743–748, 2020.
- [14] C. Sun and K. G. Vamvoudakis, "Continuous-time safe learning with temporal logic constraints in adversarial environments," in *2020 American Control Conference (ACC)*. IEEE, 2020, pp. 4786–4791.
- [15] D. Muniraj, K. G. Vamvoudakis, and M. Farhood, "Enforcing signal temporal logic specifications in multi-agent adversarial environments: A deep q-learning approach," in *2018 IEEE Conference on Decision and Control (CDC)*. IEEE, 2018, pp. 4141–4146.
- [16] I. Saha, R. Ramaithitima, V. Kumar, G. J. Pappas, and S. A. Seshia, "Automated composition of motion primitives for multi-robot systems from safe ltl specifications," in *2014 IEEE/RSJ International Conference on Intelligent Robots and Systems*. IEEE, 2014, pp. 1525–1532.
- [17] D. Sadigh and A. Kapoor, "Safe control under uncertainty with probabilistic signal temporal logic," in *Proc. of Robotics: Science and Systems*, 2016.
- [18] W. H. Heemels, M. Donkers, and A. R. Teel, "Periodic event-triggered control for linear systems," *IEEE Transactions on Automatic Control*, vol. 58, no. 4, pp. 847–861, 2012.
- [19] A. Girard, "Dynamic triggering mechanisms for event-triggered control," *IEEE Transactions on Automatic Control*, vol. 60, no. 7, pp. 1992–1997, 2014.
- [20] T.-H. Cheng, Z. Kan, J. R. Klotz, J. M. Shea, and W. E. Dixon, "Event-triggered control of multiagent systems for fixed and time-varying network topologies," *IEEE Transactions on Automatic Control*, vol. 62, no. 10, pp. 5365–5371, 2017.
- [21] M. Donkers and W. Heemels, "Output-based event-triggered control with guaranteed \mathcal{L}_2 -gain and improved event-triggering," in *49th IEEE Conference on Decision and Control (CDC)*. IEEE, 2010, pp. 3246–3251.
- [22] K. G. Vamvoudakis, "Event-triggered optimal adaptive control algorithm for continuous-time nonlinear systems," *IEEE/CAA Journal of Automatica Sinica*, vol. 1, no. 3, pp. 282–293, 2014.
- [23] K. G. Vamvoudakis and H. Ferraz, "Event-triggered h-infinity control for unknown continuous-time linear systems using q-learning," in *2016 IEEE 55th Conference on Decision and Control (CDC)*. IEEE, 2016, pp. 1376–1381.
- [24] Z. Xu, F. M. Zegers, B. Wu, W. Dixon, and U. Topcu, "Controller synthesis for multi-agent systems with intermittent communication. a metric temporal logic approach," in *2019 57th Annual Allerton Conference on Communication, Control, and Computing (Allerton)*. IEEE, 2019, pp. 1015–1022.
- [25] G. P. Kontoudis, Z. Xu, and K. G. Vamvoudakis, "Online, model-free motion planning in dynamic environments: An intermittent, finite horizon approach with continuous-time q-learning," in *2020 American Control Conference (ACC)*. IEEE, 2020, pp. 3873–3878.
- [26] M. Lahijanian, M. R. Maly, D. Fried, L. E. Kavraki, H. Kress-Gazit, and M. Y. Vardi, "Iterative temporal planning in uncertain environments with partial satisfaction guarantees," *IEEE Transactions on Robotics*, vol. 32, no. 3, pp. 583–599, 2016.
- [27] Z. Xu, M. Ornik, A. A. Julius, and U. Topcu, "Information-guided temporal logic inference with prior knowledge," in *2019 American Control Conference (ACC)*, 2019, pp. 1891–1897.
- [28] M. Abu-Khalaf and F. L. Lewis, "Nearly optimal control laws for nonlinear systems with saturating actuators using a neural network hjb approach," *Automatica*, vol. 41, no. 5, pp. 779–791, 2005.
- [29] D. P. Borgers and W. M. H. Heemels, "Event-separation properties of event-triggered control systems," *IEEE Transactions on Automatic Control*, vol. 59, no. 10, pp. 2644–2656, 2014.
- [30] M. Mazo and P. Tabuada, "Decentralized event-triggered control over wireless sensor/actuator networks," *IEEE Transactions on Automatic Control*, vol. 56, no. 10, pp. 2456–2461, 2011.
- [31] P. Tabuada, "Event-triggered real-time scheduling of stabilizing control tasks," *IEEE Transactions on Automatic Control*, vol. 52, no. 9, pp. 1680–1685, 2007.
- [32] H. Modares and F. L. Lewis, "Optimal tracking control of nonlinear partially-unknown constrained-input systems using integral reinforcement learning," *Automatica*, vol. 50, no. 7, pp. 1780–1792, 2014.
- [33] H. K. Khalil and J. W. Grizzle, *Nonlinear systems*. Prentice Hall Upper Saddle River, NJ, 2002, vol. 3.
- [34] Y. Yang, K. G. Vamvoudakis, H. Modares, Y. Yin, and D. C. Wunsch, "Safe intermittent reinforcement learning with static and dynamic event generators," *IEEE Transactions on Neural Networks and Learning Systems*, 2020.
- [35] K. Hornik, M. Stinchcombe, and H. White, "Universal approximation of an unknown mapping and its derivatives using multilayer feedforward networks," *Neural networks*, vol. 3, no. 5, pp. 551–560, 1990.
- [36] K. G. Vamvoudakis, A. Mojjodi, and H. Ferraz, "Event-triggered optimal tracking control of nonlinear systems," *International Journal of Robust and Nonlinear Control*, vol. 27, no. 4, pp. 598–619, 2017.
- [37] W. M. Haddad, V. Chellaboina, and S. G. Nersisov, *Impulsive and hybrid dynamical systems: stability, dissipativity, and control*. Princeton University Press, 2006, vol. 49.
- [38] J. P. Hespanha, D. Liberzon, and A. R. Teel, "Lyapunov conditions for input-to-state stability of impulsive systems," *Automatica*, vol. 44, no. 11, pp. 2735–2744, 2008.