

# Counterexamples to the classical Central Limit Theorem for triplewise independent random variables having a common arbitrary margin

Guillaume Boggioni Beaulieu<sup>a,1,\*</sup>, Pierre Lafaye de Micheaux<sup>b</sup>, Frédéric Ouimet<sup>c,1</sup>

<sup>a</sup>*School of Risk and Actuarial Studies, UNSW Sydney, NSW 2052, Australia.*

<sup>b</sup>*School of Mathematics and Statistics, UNSW Sydney, NSW 2052, Australia.*

*Institut Desbrest d'Epidémiologie et de Santé Publique, IDESP UMR UA11 INSERM  
- Univ. Montpellier, France*

*AMIS, Université Paul Valéry Montpellier 3, France*

<sup>c</sup>*PMA Department, California Institute of Technology, CA 91125, Pasadena, USA.*

---

## Abstract

We construct explicitly two sequences of triplewise independent random variables having a common but arbitrary marginal distribution  $F$  (satisfying very mild conditions) for which a Central Limit Theorem (CLT) does not hold. We obtain, in closed form, the asymptotic distributions of the sample means of those sequences, which are seen to depend on the specific choice of  $F$ . This allows us to illustrate the extent of the ‘failure’ of the classical CLT under triplewise independence. Our methodology is simple and can also be used to create, for any integer  $K$ , new  $K$ -tuplewise independent but dependent sequences (which are useful to assess the ability of independence tests to detect complex dependence). For  $K \geq 4$ , it appears that the sequences thus created *do* verify a CLT, and we explain heuristically why this is the case.

**Keywords:** central limit theorem, graph theory, mutual independence, non-Gaussian asymptotic distribution, triplewise independence, variance-gamma distribution

**2020 MSC:** Primary : 62E20 Secondary : 60F05, 60E10

---

## 1. Introduction

*Independence* is a fundamental concept of probability. As Williams (1991) puts it, ‘many of the most important problems in probability concern sequences of random variables (r.v.s) which are *independent and identically distributed* (i.i.d.)’. When speaking

---

\*Corresponding author

Email addresses: [g.boggioni@unsw.edu.au](mailto:g.boggioni@unsw.edu.au) (Guillaume Boggioni Beaulieu), [lafaye@unsw.edu.au](mailto:lafaye@unsw.edu.au) (Pierre Lafaye de Micheaux), [ouimetfr@caltech.edu](mailto:ouimetfr@caltech.edu) (Frédéric Ouimet)

of ‘independence’, one generally means *mutual* independence, as opposed to *pairwise* independence, or, in general, ‘ $K$ -tuplewise independence’ ( $K \geq 2$ ). Recall that a random sequence  $\{X_j, j \geq 1\}$  is said to be  $K$ -tuplewise independent if for every choice of  $K$  distinct integers  $j_1, \dots, j_K$ , the random variables  $X_{j_1}, \dots, X_{j_K}$  are mutually independent.

While mutual independence implies  $K$ -tuplewise independence (for any  $K$ ), the converse is not true. However, it is not easy to build examples of  $K$ -tuplewise independent variables which are not mutually independent. For the case  $K = 2$  (‘pairwise independence’), several examples can be found in the literature (see e.g. [Geisser & Mantel, 1962](#); [Pierce & Dykstra, 1969](#); [Joffe, 1971](#); [Romano & Siegel, 1986](#); [Janson, 1988](#); [Bradley, 1989](#); [Cuesta & Matrán, 1991](#); [Bretagnolle & Kłopotowski, 1995](#); [Stoyanov, 2013](#); [Avanzi \*et al.\*, 2021](#)). For  $K = 3$  (henceforth ‘triplewise independence’) or  $K \geq 4$ , examples are much more scarce. Hence, it is unclear whether fundamental theorems of mathematical statistics assuming mutual independence ‘fail’ under the weaker assumption of  $K$ -tuplewise independence. And if so, to what extent.

A few authors have studied this question specifically for the classical CLT (which is arguably the most important result in all of statistics). In particular, [Pruss \(1998\)](#) shows that, for any integer  $K$ , one can build a sequence of  $K$ -tuplewise independent binary r.v.s for which no CLT holds. [Bradley & Pruss \(2009\)](#) further shows that even if the sequence is *strictly stationary*, a CLT need not hold. [Weakley \(2013\)](#) extends this work by allowing the r.v.s in the sequence to have any symmetrical distribution (with finite variance). [Takeuchi \(2019\)](#) shows that  $K$  growing linearly with the sample size  $n$  is not even sufficient for a CLT to hold. In those examples, however, the asymptotic distribution of the sample mean  $S_n$  is not given explicitly, hence we cannot judge to what extent the asymptotic distribution of the mean departs from normality.

[Kantorovitz \(2007\)](#) does provide an example of a triplewise independent two-state sequence for which  $S_n$  converges to a ‘misbehaved’ distribution—that of  $Z_1 \cdot Z_2$ , where  $Z_1$  and  $Z_2$  are independent  $N(0, 1)$ —but this is achieved for a very specific choice of marginal distribution.

In this paper, we use graph theory to construct explicitly two sequences of *triplewise* independent and identically distributed (noted thereafter t.i.i.d.) r.v.s whose common margin  $F$  can be chosen arbitrarily (under very mild conditions) and for which the asymptotic distribution of the (standardized) sample mean is known explicitly. We call our first

construction the ‘main example’ (details presented in Sections 2 and 3, with illustrations provided in Section 4), and our second construction the ‘additional example’ (details presented in Section 5). In both cases, the asymptotic distribution of the standardized mean depends on the choice of the margin  $F$ , but it is never Gaussian (and always heavier tailed than a Gaussian). To the best of our knowledge, those are the first examples of triplewise independent sequences with arbitrary margins for which the asymptotic distribution of the standardized sample mean is explicitly given (and non-Gaussian). Knowing those distributions allows us to quantify how far away from the Gaussian distribution one can get under sole *triplewise* independence. This work thus highlights why *mutual* independence is so fundamental for the classical CLT to hold.

Lastly, the technique we use to construct our sequences can easily be extended to create new  $K$ -tuplewise independent sequences (which are not mutually independent) for any integer  $K$ . While such sequences are interesting in themselves, it appears that for  $K \geq 4$  they *do* verify a CLT, and we explain heuristically why this is the case in Section 6. We conclude in Section 7.

## 2. Construction of the main example

In this section, we build a sequence  $\{X_j, j \geq 1\}$  of t.i.i.d. r.v.s for which a CLT does *not* hold. We show in Section 4 that the asymptotic distribution of the (standardized) sample mean of this sequence can be conveniently written as that of the sum of a Gaussian r.v. and of an independent standardized variance-gamma r.v. (the variance-gamma distribution is defined in Appendix A). Importantly, the r.v.s forming this sequence have a common (but arbitrary) marginal distribution  $F$  satisfying the following condition:

**Condition 1.** *For any r.v.  $W \sim F$ , the variance  $\text{Var}(W)$  is finite and there exists a Borel set  $A$  for which  $\mathbb{P}(W \in A) = \ell^{-1}$ , for some integer  $\ell \geq 2$ , and  $\mathbb{E}[W|A] \neq \mathbb{E}[W|A^c]$ .*

As long as the variance is finite, the above restriction on  $F$  includes *all* distributions with an absolutely continuous part on some interval. It also includes *almost all* discrete distributions with at least one weight of the form  $\ell^{-1}$ ; see Remark 2 in [Avanzi et al. \(2021\)](#) for a formal argument. Also, note that, depending on  $F$ , many choices for  $A$  (with possibly different values of  $\ell$ ) could be available, but they do not all yield the same asymptotic distribution of the sample mean.

We begin our construction of the sequence  $\{X_j, j \geq 1\}$  by letting  $F$  be a distribution satisfying Condition 1, with mean and variance denoted by  $\mu$  and  $\sigma^2$ , respectively. For a r.v.  $W \sim F$ , let  $A$  be any Borel set such that

$$\mathbb{P}(W \in A) = \ell^{-1}, \quad \text{for some integer } \ell \geq 2. \quad (2.1)$$

Then, for any given integer  $m \geq 2$ , let  $M_1, \dots, M_{2m}$  be a sequence of i.i.d. discrete uniforms on the set  $\{1, 2, \dots, \ell\}$ , defined on a common probability space  $(\Omega, \mathcal{F}, \mathbb{P})$ . Precisely, for  $i = 1, 2, \dots, \ell$  and  $j = 1, 2, \dots, 2m$ , let

$$p_i := \mathbb{P}(M_j = i) = \ell^{-1}. \quad (2.2)$$

Consider the *complete bipartite graph*  $K_{m,m}$  (see, e.g., (Diestel, 2005, p.17)) which is composed of two sets of  $m$  vertices and every vertex from set 1 is linked by an edge to every vertex from set 2. The total number of edges is then  $n := m^2$ . A crucial fact about this graph is that it has girth 4. Assign the uniform r.v.s  $M_1, \dots, M_m$  to the  $m$  vertices of set 1 and  $M_{m+1}, \dots, M_{2m}$  to the  $m$  vertices of set 2 (the order does not matter).

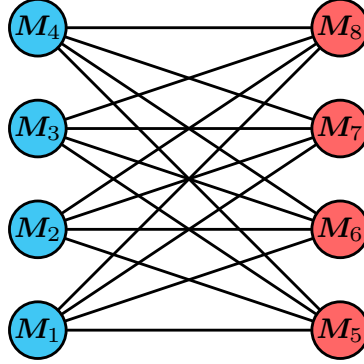


Figure 2.1: Graph  $K_{4,4}$  with the uniform r.v.s  $M_j$ ,  $1 \leq j \leq 8$ , assigned to the vertices as described. The vertices from set 1 are colored in blue (on the left) and the vertices from set 2 are colored in red (on the right).

For each edge  $(M_i, M_j)$  in the graph  $K_{m,m}$ , define a r.v.  $D_{i,j}$  as

$$D_{i,j} = \begin{cases} 1, & \text{if } M_i = M_j, \\ 0, & \text{otherwise.} \end{cases} \quad (2.3)$$

For convenience, we refer to the sequence of random variables  $\{D_{i,j}\}$  simply as

$$D_1, \dots, D_n, \quad (2.4)$$

where for  $i = 1, \dots, m$  and  $j = m + 1, \dots, m$ ,  $D_{k(i,j)} := D_{i,j}$  with  $k(i,j) = m(i-1) + j$ .

The sequence  $D_1, \dots, D_n$  is triplewise independent (see Remark 2.1) and from it we now construct a new triplewise independent sequence  $X_1, \dots, X_n$  such that  $X_k \sim F$  for all  $k = 1, \dots, n$ . Define  $U$  and  $V$  to be the truncated versions of  $W$ , respectively off and on the set  $A$ :

$$U \stackrel{\text{law}}{=} W|_{\{W \in A^c\}}, \quad V \stackrel{\text{law}}{=} W|_{\{W \in A\}}, \quad (2.5)$$

and denote

$$\mu_U := \mathbb{E}[U], \quad \sigma_U^2 := \text{Var}[U], \quad \mu_V := \mathbb{E}[V], \quad \sigma_V^2 := \text{Var}[V]. \quad (2.6)$$

Then, consider  $n$  independent copies of  $U$ , and independently  $n$  independent copies of  $V$ :

$$U_1, U_2, \dots, U_n \stackrel{\text{i.i.d.}}{\sim} F_U, \quad V_1, V_2, \dots, V_n \stackrel{\text{i.i.d.}}{\sim} F_V, \quad (2.7)$$

both defined on the probability space  $(\Omega, \mathcal{F}, \mathbb{P})$ . Finally, for  $\omega \in \Omega$  and for all  $k = 1, \dots, n$ , construct

$$X_k(\omega) = \begin{cases} U_k(\omega), & \text{if } D_k(\omega) = 0, \\ V_k(\omega), & \text{if } D_k(\omega) = 1. \end{cases} \quad (2.8)$$

By conditioning on  $D_k$ , it is easy to verify that

$$F_{X_k}(x) = (1 - \ell^{-1})F_{U_k}(x) + \ell^{-1}F_{V_k}(x) = F(x). \quad (2.9)$$

In the next section, we will derive the asymptotic distribution of the standardized sample mean of those  $X$ 's, and see that it is *not* Gaussian.

**Remark 2.1.** *In Condition 1, the restriction  $\mathbb{P}(W \in A) = \ell^{-1}$  for some integer  $\ell$  may seem arbitrary. Likewise, in (2.2) the choice  $p_i = \ell^{-1}$  for  $i = 1, \dots, \ell$  may also seem arbitrary. We establish here that none of these choices are arbitrary. Indeed, assume first*

that the only restriction on  $p_1, p_2, \dots, p_\ell \in (0, 1)$  is that

$$\begin{aligned}
(1) & : p_1 + p_2 + \dots + p_\ell = 1, \\
(2) & : p_1^2 + p_2^2 + \dots + p_\ell^2 = w, \\
(3) & : p_1^3 + p_2^3 + \dots + p_\ell^3 = w^2, \\
(4) & : p_1^4 + p_2^4 + \dots + p_\ell^4 = w^3.
\end{aligned} \tag{2.10}$$

for some  $w \in (0, 1)$ . Condition (1) is necessary for the distribution in (2.2) to be well-defined, and conditions (2), (3) and (4) are rewritings of

$$\mathbb{P}(D_{i_1, i_2} = 1) = w, \tag{2.11}$$

$$\mathbb{P}(D_{i_1, i_2} = 1, D_{i_2, i_3} = 1) = \mathbb{P}(D_{i_1, i_2} = 1)\mathbb{P}(D_{i_2, i_3} = 1), \tag{2.12}$$

$$\mathbb{P}(D_{i_1, i_2} = 1, D_{i_2, i_3} = 1, D_{i_3, i_4} = 1) = \mathbb{P}(D_{i_1, i_2} = 1)\mathbb{P}(D_{i_2, i_3} = 1)\mathbb{P}(D_{i_3, i_4} = 1), \tag{2.13}$$

$$\forall (i_1, i_2), (i_2, i_3), (i_3, i_4) \in \text{Edges}(K_{m, m}),$$

which are sufficient to guarantee that the  $D$ 's are identically distributed and triplewise independent. Now, the solution  $p_i = \ell^{-1}$  to (2.10) is unique. Indeed, by squaring condition (2) in (2.10) then applying the Cauchy-Schwarz inequality, one gets

$$w^2 = \left( \sum_{i=1}^{\ell} p_i^{3/2} p_i^{1/2} \right)^2 \leq \sum_{i=1}^{\ell} p_i^3 \sum_{i=1}^{\ell} p_i = \sum_{i=1}^{\ell} p_i^3 \tag{2.14}$$

where the last equality comes from condition (1) in (2.10). Then, condition (3) requires that we have the equality in (2.14), and this happens if and only if  $p_i^{3/2} = \lambda p_i^{1/2}$  for all  $i \in \{1, \dots, \ell\}$  and for some  $\lambda \in \mathbb{R}$ . In turn, this implies  $p_i = \lambda = \ell^{-1}$  because of (1) and since  $p_i > 0$ , which then implies  $w = \ell^{-1}$  by (2). This unique solution also satisfies (4), so this reasoning shows that we cannot extend our method to an arbitrary  $\mathbb{P}(W \in A) \in (0, 1)$  in (2.1).

### 3. Main result

We now state our main result.

**Theorem 3.1.** *Let  $X_1, \dots, X_n$  be random variables defined as in (2.8). Then,*

(a)  $X_1, \dots, X_n$  are triplewise independent;

(b) As  $m \rightarrow \infty$  (and thus as  $n \rightarrow \infty$ ), the standardized sample mean  $S_n := (\sum_{k=1}^n X_k - \mu n)/\sigma\sqrt{n}$  converges in law to the non-Gaussian random variable

$$S := \sqrt{1-r^2}Z + r \frac{\xi}{\sqrt{\ell-1}}, \quad (3.1)$$

where  $Z \sim N(0,1)$  and  $\xi \sim \text{VG}(\ell-1, 0, 1, 0)$  (see Definition A.1 in the Appendix) are independent, and  $r := \frac{\sqrt{\ell^{-1}(1-\ell^{-1})}(\mu_V - \mu_U)}{\sigma}$ .

**Remark 3.1.** Because a standardized  $\text{VG}(\ell-1, 0, 1, 0)$  distribution converges to a standard Gaussian as  $\ell$  tends to infinity, we see that  $S \xrightarrow{\text{law}} N(0,1)$  as  $\ell \rightarrow \infty$ .

**Remark 3.2.** In Condition 1, without the restriction that the expectations, conditionally on  $A$  and  $A^c$ , are not equal, the case  $r = 0$  (i.e.  $\mu_U = \mu_V$ ) is possible. Hence, our construction also provides a new instance of a (non-independent) triplewise independent sequence which does satisfy a CLT.

*Proof of Theorem 3.1.* Proving (a) is straightforward. We know that  $D_1, \dots, D_n$  are triplewise independent by construction (recall (2.12) and (2.13)). Now, for any given  $k, k', k'' \in \{1, 2, \dots, n\}$  with  $k, k', k''$  all different, the r.v.s  $D_k, U_k, V_k, D_{k'}, U_{k'}, V_{k'}, D_{k''}, U_{k''}, V_{k''}$  are mutually independent and one can write  $X_k = g(D_k, U_k, V_k)$ ,  $X_{k'} = g(D_{k'}, U_{k'}, V_{k'})$  and  $X_{k''} = g(D_{k''}, U_{k''}, V_{k''})$  for  $g$  a Borel-measurable function. Since  $X_k, X_{k'}$  and  $X_{k''}$  are integrable, the result follows from the triplewise independence analogue of (Pollard, 2002, Section 4.1, Corollary 2).

The proof of (b) is more involved. We prove (3.1) by obtaining the limit of the characteristic function of  $S_n$ , and then by invoking Lévy's continuity theorem. Namely, we show that, for all  $t \in \mathbb{R}$ ,

$$\varphi_{S_n}(t) \xrightarrow{m \rightarrow \infty} \varphi_{\sqrt{1-r^2}Z}(t) \cdot \varphi_{r \frac{\xi}{\sqrt{\ell-1}}}(t) \stackrel{(A.3)}{=} e^{-\frac{1}{2}(1-r^2)t^2} \cdot \left[1 + \frac{r^2 t^2}{\ell-1}\right]^{-(\ell-1)/2}. \quad (3.2)$$

First, let us define, for  $i \in \{1, 2, \dots, \ell\}$ ,

$$\begin{aligned} N_i^{(1)} &= N_i^{(1)}(m), \text{ the number of } M_j \text{'s equal to } i \text{ within the sample } \{M_j\}_{j=1}^m, \\ N_i^{(2)} &= N_i^{(2)}(m), \text{ the number of } M_j \text{'s equal to } i \text{ within the sample } \{M_j\}_{j=m+1}^{2m}. \end{aligned}$$

Then,  $\mathbf{N}^{(j)} := (N_1^{(j)}, \dots, N_\ell^{(j)}) \sim \text{Multinomial}(m, (\ell^{-1}, \dots, \ell^{-1}))$  for  $j \in \{1, 2\}$ , and  $\mathbf{N}^{(1)}$  and  $\mathbf{N}^{(2)}$  are independent. Importantly, if  $\mathbf{N}^{(1)}$  and  $\mathbf{N}^{(2)}$  are known, then the number

of 1's in the sequence  $\{D_j, 1 \leq j \leq n\}$ , denoted by  $\Xi_n$  throughout, can be deduced from simple calculations as

$$\begin{aligned}
\Xi_n &= \sum_{i=1}^{\ell-1} N_i^{(1)} N_i^{(2)} + \left(m - \sum_{i=1}^{\ell-1} N_i^{(1)}\right) \left(m - \sum_{i'=1}^{\ell-1} N_{i'}^{(2)}\right) \\
&= \sum_{i=1}^{\ell-1} N_i^{(1)} N_i^{(2)} + \sum_{i=1}^{\ell-1} \sum_{i'=1}^{\ell-1} N_i^{(1)} N_{i'}^{(2)} - m \sum_{i=1}^{\ell-1} N_i^{(1)} - m \sum_{i'=1}^{\ell-1} N_{i'}^{(2)} + m^2 \\
&= \sum_{i=1}^{\ell-1} (N_i^{(1)} - m\ell^{-1})(N_i^{(2)} - m\ell^{-1}) + \sum_{i=1}^{\ell-1} \sum_{i'=1}^{\ell-1} (N_i^{(1)} - m\ell^{-1})(N_{i'}^{(2)} - m\ell^{-1}) \\
&\quad + m\ell^{-1} \sum_{i=1}^{\ell-1} N_i^{(1)} + m\ell^{-1} \sum_{i=1}^{\ell-1} N_i^{(2)} + (\ell-1)m\ell^{-1} \sum_{i=1}^{\ell-1} N_i^{(1)} + (\ell-1)m\ell^{-1} \sum_{i=1}^{\ell-1} N_i^{(2)} \\
&\quad - m \sum_{i=1}^{\ell-1} N_i^{(1)} - m \sum_{i=1}^{\ell-1} N_i^{(2)} - (\ell-1)m^2\ell^{-2} - (\ell-1)^2 m^2\ell^{-2} + m^2 \\
&= \sum_{i=1}^{\ell-1} (N_i^{(1)} - m\ell^{-1})(N_i^{(2)} - m\ell^{-1}) + \sum_{i=1}^{\ell-1} \sum_{i'=1}^{\ell-1} (N_i^{(1)} - m\ell^{-1})(N_{i'}^{(2)} - m\ell^{-1}) + m^2\ell^{-1} \\
&= m\ell^{-1} \sum_{i=1}^{\ell-1} \sum_{i'=1}^{\ell-1} \left( \frac{1}{\ell-1} \mathbb{1}_{\{i=i'\}} + \frac{1}{\ell-1} \right) \frac{(N_i^{(1)} - m\ell^{-1})}{\sqrt{m}} \frac{(N_{i'}^{(2)} - m\ell^{-1})}{\sqrt{m}} + m^2\ell^{-1}, \quad (3.3)
\end{aligned}$$

where  $\mathbb{1}_B$  denotes the indicator function on the set  $B$ . It is well known that the covariances of the Multinomial( $m, (p_1, p_2, \dots, p_\ell)$ ) distribution are  $m\Sigma$  where  $\Sigma_{i,i'} = p_i \mathbb{1}_{\{i=i'\}} - p_i p_{i'}$ , for  $1 \leq i, i' \leq \ell-1$ , and also that  $(\Sigma^{-1})_{i,i'} = p_i^{-1} \mathbb{1}_{\{i=i'\}} + p_\ell^{-1}$ ,  $1 \leq i, i' \leq \ell-1$ , see (Tanabe & Sagae, 1992, eq. 21). If  $\Sigma = LL^\top$  is the Cholesky decomposition of  $\Sigma$  when  $p_i = \ell^{-1}$  for all  $i$ , and  $\mathbf{Y}_1 := (N_i^{(1)} - m\ell^{-1})_{i=1}^{\ell-1}$  and  $\mathbf{Y}_2 := (N_i^{(2)} - m\ell^{-1})_{i=1}^{\ell-1}$ , then we have

$$\begin{aligned}
\Xi_n - m^2\ell^{-1} &= m\ell^{-1} \mathbf{Y}_1 (m\Sigma)^{-1} \mathbf{Y}_2 \\
&= m\ell^{-1} (m^{-1/2} L^{-1} \mathbf{Y}_1)^\top (m^{-1/2} L^{-1} \mathbf{Y}_2). \quad (3.4)
\end{aligned}$$

By the classical multivariate CLT and Definition A.1 in the Appendix, we get

$$\frac{\Xi_n - m\ell^{-1}}{m\ell^{-1} \sqrt{\ell-1}} \xrightarrow{\text{law}} \frac{\xi}{\sqrt{\ell-1}}, \quad \text{where } \xi \sim \text{VG}(\ell-1, 0, 1, 0). \quad (3.5)$$

Now, recall the notation defined in (2.6) and let

$$\tilde{U}_k := \frac{\sigma_U}{\sigma} \cdot \frac{U_k - \mu_U}{\sigma_U} \quad \text{and} \quad \tilde{V}_k := \frac{\sigma_V}{\sigma} \cdot \frac{V_k - \mu_V}{\sigma_V}, \quad (3.6)$$



then we can write

$$S_n = \frac{1}{\sqrt{n}} \left( r \frac{(\Xi_n - n\ell^{-1})}{\sqrt{\ell^{-1}(1-\ell^{-1})}} + \sum_{\substack{k=1 \\ D_k=0}}^n \tilde{U}_k + \sum_{\substack{k=1 \\ D_k=1}}^n \tilde{V}_k \right), \quad (3.7)$$

since  $n = m^2$ ,  $\Xi_n = \#\{k : D_k = 1\}$ , and we know that, from (2.9),

$$\mu = (1 - \ell^{-1})\mu_U + \ell^{-1}\mu_V. \quad (3.8)$$

With the notation  $t_n := t/\sqrt{n}$ , the mutual independence between the  $U_k$ 's, the  $V_k$ 's and  $\mathbf{M} := \{M_j\}_{j=1}^{2m}$  yields, for all  $t \in \mathbb{R}$ ,

$$\begin{aligned} \mathbb{E}[e^{itS_n} | \mathbf{M}] &= e^{itr \frac{(\Xi_n - n\ell^{-1})}{\sqrt{n\ell^{-1}(1-\ell^{-1})}}} \prod_{\substack{k=1 \\ D_k=0}}^n \mathbb{E}[e^{it_n \tilde{U}_k} | \mathbf{M}] \prod_{\substack{k=1 \\ D_k=1}}^n \mathbb{E}[e^{it_n \tilde{V}_k} | \mathbf{M}] \\ &= e^{itr \frac{(\Xi_n - n\ell^{-1})}{\sqrt{n\ell^{-1}(1-\ell^{-1})}}} [\varphi_{\tilde{U}}(t_n)]^{n(1-\ell^{-1})} [\varphi_{\tilde{V}}(t_n)]^{n\ell^{-1}} \left[ \frac{\varphi_{\tilde{V}}(t_n)}{\varphi_{\tilde{U}}(t_n)} \right]^{\Xi_n - n\ell^{-1}} \\ &= e^{itr \frac{(\Xi_n - n\ell^{-1})}{\sqrt{n\ell^{-1}(1-\ell^{-1})}}} \cdot [\varphi_{\tilde{U}}(t_n)]^{n(1-\ell^{-1})} [\varphi_{\tilde{V}}(t_n)]^{n\ell^{-1}} \\ &\quad \cdot \left[ \frac{[\varphi_{\tilde{V}}(t_n)]^n \cdot e^{\frac{1}{2} \cdot \frac{\sigma_V^2}{\sigma^2} t^2}}{[\varphi_{\tilde{U}}(t_n)]^n \cdot e^{\frac{1}{2} \cdot \frac{\sigma_U^2}{\sigma^2} t^2}} \right]^{\frac{\Xi_n - n\ell^{-1}}{n}} \cdot \left[ \frac{e^{-\frac{1}{2} \cdot \frac{\sigma_V^2}{\sigma^2} t^2}}{e^{-\frac{1}{2} \cdot \frac{\sigma_U^2}{\sigma^2} t^2}} \right]^{\frac{\Xi_n - n\ell^{-1}}{n}}. \end{aligned} \quad (3.9)$$

(The reader should note that, for  $n$  large enough, the manipulations of exponents in the second and third equality above are valid because the highest powers of the complex numbers involved have their principal argument converging to 0. This stems from the fact that  $\Xi_n \leq n$ , and the quantities  $[\varphi_{\tilde{V}}(t_n)]^n$  and  $[\varphi_{\tilde{U}}(t_n)]^n$  both converge to real exponentials as  $n \rightarrow \infty$ , by the CLT.) We now evaluate the four terms on the right-hand side of (3.9). For the first term in (3.9), the continuous mapping theorem and (3.5) yield

$$e^{itr \frac{(\Xi_n - n\ell^{-1})}{\sqrt{n\ell^{-1}(1-\ell^{-1})}}} \xrightarrow{\text{law}} e^{itr \frac{\xi}{\sqrt{\ell^{-1}}}}, \quad \text{as } m \rightarrow \infty. \quad (3.10)$$

For the second term in (3.9), the classical CLT yields

$$\begin{aligned} [\varphi_{\tilde{U}}(t_n)]^{n(1-\ell^{-1})} [\varphi_{\tilde{V}}(t_n)]^{n\ell^{-1}} &\xrightarrow{m \rightarrow \infty} \exp\left(-\frac{1}{2} \cdot (1-\ell^{-1}) \frac{\sigma_U^2}{\sigma^2} t^2\right) \exp\left(-\frac{1}{2} \cdot \ell^{-1} \frac{\sigma_V^2}{\sigma^2} t^2\right) \\ &= e^{-\frac{1}{2}(1-r^2)t^2}, \end{aligned} \quad (3.11)$$

where in the last equality we used the fact that, from (2.9),

$$\sigma^2 = \mathbb{E}[X^2] - \mu^2 = (1 - \ell^{-1})\sigma_U^2 + \ell^{-1}\sigma_V^2 + \ell^{-1}(1 - \ell^{-1})(\mu_U - \mu_V)^2. \quad (3.12)$$

For the third term in (3.9), the quantity inside the bracket converges to 1 by the CLT. Hence, the elementary bound

$$|e^z - 1| \leq |z| + \sum_{j=2}^{\infty} \frac{|z|^j}{j!} \leq |z| + \frac{|z|^2}{2(1 - |z|)} \leq \frac{1 + \ell^{-1}}{2\ell^{-1}}|z|, \quad \text{for all } |z| \leq 1 - \ell^{-1}, \quad (3.13)$$

and the fact that  $\left| \frac{\Xi_{n-n\ell^{-1}}}{n} \right| \leq 1 - \ell^{-1}$  yield, as  $m \rightarrow \infty$ ,

$$\left| \left[ \frac{[\varphi_{\tilde{V}}(t_n)]^n \cdot e^{\frac{1}{2} \cdot \frac{\sigma_V^2}{\sigma^2} t^2}}{[\varphi_{\tilde{U}}(t_n)]^n \cdot e^{\frac{1}{2} \cdot \frac{\sigma_U^2}{\sigma^2} t^2}} \right]^{\frac{\Xi_{n-n\ell^{-1}}}{n}} - 1 \right| \stackrel{\text{a.s.}}{\leq} \frac{1 - \ell^{-2}}{2\ell^{-1}} \left| \text{Log} \left[ \frac{[\varphi_{\tilde{V}}(t_n)]^n \cdot e^{\frac{1}{2} \cdot \frac{\sigma_V^2}{\sigma^2} t^2}}{[\varphi_{\tilde{U}}(t_n)]^n \cdot e^{\frac{1}{2} \cdot \frac{\sigma_U^2}{\sigma^2} t^2}} \right] \right| \rightarrow 0. \quad (3.14)$$

For the fourth term in (3.9), the continuous mapping theorem and  $\frac{\Xi_{n-n\ell^{-1}}}{n} \xrightarrow{\mathbb{P}} 0$  (recall (3.5)) yield

$$\left[ \frac{e^{-\frac{1}{2} \cdot \frac{\sigma_V^2}{\sigma^2} t^2}}{e^{-\frac{1}{2} \cdot \frac{\sigma_U^2}{\sigma^2} t^2}} \right]^{\frac{\Xi_{n-n\ell^{-1}}}{n}} \xrightarrow{\mathbb{P}} 1, \quad \text{as } m \rightarrow \infty. \quad (3.15)$$

By combining (3.10), (3.11), (3.14) and (3.15), Slutsky's lemma implies, for all  $t \in \mathbb{R}$ ,

$$\mathbb{E}[e^{itS_n} | \mathbf{M}] \xrightarrow{\text{law}} e^{itr \frac{\xi}{\sqrt{\ell-1}}} e^{-\frac{1}{2}(1-r^2)t^2}, \quad \text{as } m \rightarrow \infty. \quad (3.16)$$

Since the sequence  $\{|\mathbb{E}[e^{itS_n} | \mathbf{M}]]\}_{m \in \mathbb{N}}$  is uniformly integrable (it is bounded by 1), Theorem 25.12 in Billingsley (1995) shows that we also have the mean convergence

$$\mathbb{E}[\mathbb{E}[e^{itS_n} | \mathbf{M}]] \rightarrow \mathbb{E}\left[e^{itr \frac{\xi}{\sqrt{\ell-1}}}\right] e^{-\frac{1}{2}(1-r^2)t^2}, \quad \text{as } m \rightarrow \infty, \quad (3.17)$$

which proves (3.2). The conclusion follows.  $\square$

#### 4. Properties of $S$ in (3.1)

Recall that the r.v.s  $X_1, \dots, X_n$  in (2.8) have a common marginal distribution  $F$ . By Theorem 3.1, the standardized sample mean  $S_n$  of these r.v.s converges in law to a r.v.  $S$  whose characteristic function is given by (3.2). For a fixed  $\ell \geq 2$ , the distribution of  $S$

has only one parameter,  $r$ , defined as

$$r = \frac{\sqrt{\ell^{-1}(1 - \ell^{-1})}(\mu_V - \mu_U)}{\sigma} = \frac{\mu_V - \mu}{\sigma\sqrt{\ell - 1}}, \quad (4.1)$$

where the second equality stems from (3.8). Hence,  $r$  depends on the margin  $F$  (through the quantities  $A$ ,  $\mu_U$ ,  $\mu_V$  and  $\sigma$ ). We now study the behavior of  $S$  with respect to  $F$  (through  $r$ ). From (3.12), we have

$$r^2 = 1 - \frac{(1 - \ell^{-1})\sigma_U^2 + \ell^{-1}\sigma_V^2}{\sigma^2}, \quad \text{and thus} \quad 0 \leq r^2 \leq 1. \quad (4.2)$$

Note that the critical points  $r^2 = 0, 1$  are reachable for certain choices of  $F$ , see [Avanzi \*et al.\* \(2021, Section 4 and Appendix A\)](#) for specific examples. Next, recall that the distribution of  $S$  can be written as

$$S \stackrel{\text{law}}{=} \sqrt{1 - r^2}Z + r \frac{\xi}{\sqrt{\ell - 1}}, \quad (4.3)$$

where the r.v.s  $Z \sim N(0, 1)$  and  $\xi \sim \text{VG}(\ell - 1, 0, 1, 0)$  (see Definition A.1 in the Appendix) are independent. Hence, when  $\ell \geq 2$  is fixed,  $r$  completely determines the shape of  $S$ ;  $r$  close to 0 yields that  $S$  is close to a standard Gaussian, while  $r$  close to  $\pm 1$  yields that  $S$  is close to a standardized  $\text{VG}(\ell - 1, 0, 1, 0)$ . Figure 4.2 (where  $\ell = 2$  and  $r$  varies) illustrates this shift from a Gaussian distribution towards a  $\text{VG}(\ell - 1, 0, 1, 0)$  distribution. On the other hand, regardless of  $r$ , if  $\ell$  increases then  $S$  gets closer to a  $N(0, 1)$ . This is illustrated on Figure 4.3 (where  $r = 0.99$  and  $\ell$  varies). It is clear from those figures that triplewise independence can be a very poor substitute to mutual independence as an assumption in the classical CLT.

Lastly, the first moments of  $S$  (obtained with simple calculations in `Mathematica`) are

$$\mathbb{E}[S] = 0, \quad \mathbb{E}[S^2] = 1, \quad \mathbb{E}[S^3] = 0 \quad \text{and} \quad \mathbb{E}[S^4] = \frac{6r^4}{\ell - 1} + 3. \quad (4.4)$$

Thus, an upper bound on the kurtosis of  $S$  is  $6/(\ell - 1) + 3$ , which implies that the limiting r.v.  $S$  can be substantially more heavy-tailed than the standard Gaussian distribution (which is also seen on Figure 4.2).

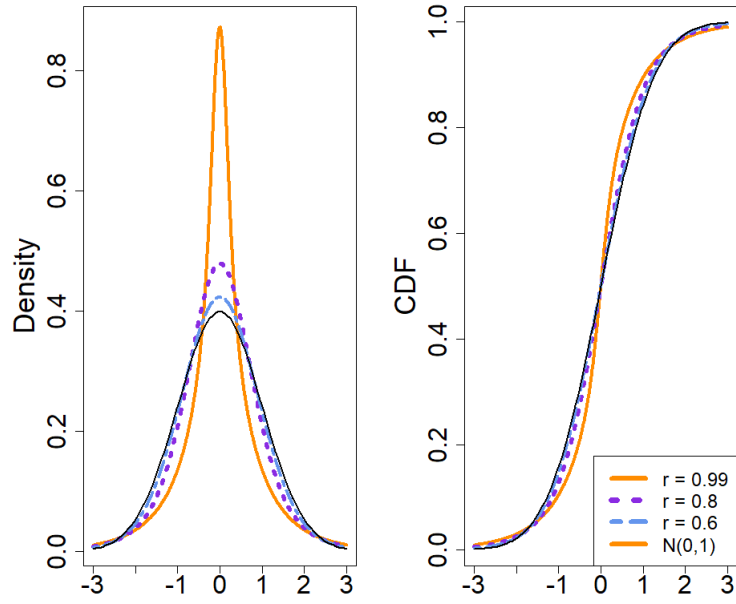


Figure 4.2: Density (left) and c.d.f. (right) of  $S$  for fixed  $\ell = 2$  and varying  $r$  ( $r = 0.6, 0.8, 0.99$ ), compared to those of a  $N(0, 1)$ . This illustrates that the CLT can ‘fail’ substantially under triplewise independence.

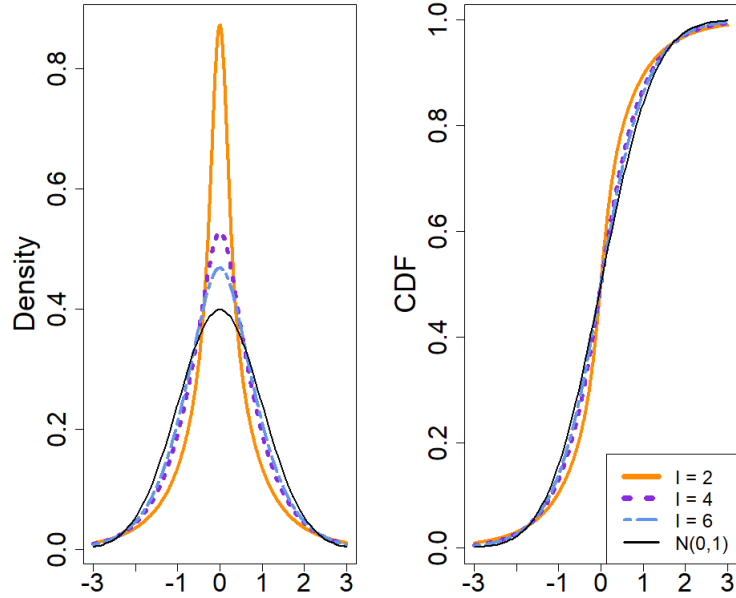


Figure 4.3: Density (left) and c.d.f. (right) of  $S$  for fixed  $r = 0.99$  and varying  $\ell$  ( $\ell = 2, 4, 6$ ), compared to those of a  $N(0, 1)$ . This illustrates that  $S$  converges to a  $N(0, 1)$  as  $\ell$  grows.

## 5. Additional example which does not verify a CLT for $K = 3$

The graph representation of our main example (recall Figure 2.1) provides a general methodology to construct other triplewise independent sequences. Indeed, all one needs is to build a graph with girth 4 (this ensures triplewise independence) and to follow the

same technique as before: put discrete uniform r.v.s on the vertices, and assign Bernoulli random variables to the edges (equal to 1 if they connect two vertices with the same value in  $\{1, 2, \dots, \ell\}$ , and equal to 0 otherwise). Whether or not the standardized sample mean of a sequence thus created is Gaussian is a non-trivial question. It depends on the ‘connectivity’ of the graph, and in particular it appears that a graph of bounded diameter is a necessary (albeit not sufficient) condition for the mean to be non-Gaussian. To make this point more explicit, we present here an additional construction.

Let

$$B_0, B_1, \dots, B_{m+1} \text{ be a sequence of i.i.d. Bernoulli}(1/2) \text{ r.v.s} \quad (5.1)$$

assigned to the  $m + 2$  vertices of the following graph (illustrated for  $m = 6$ ):

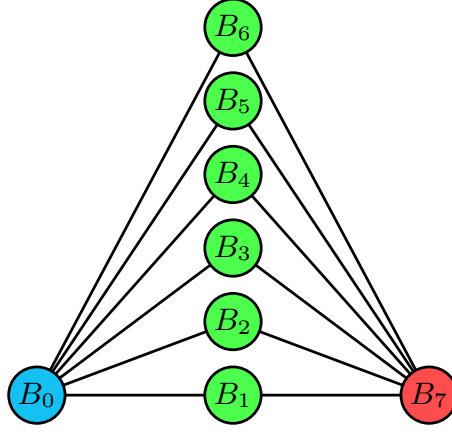


Figure 5.4: Illustration for  $m = 6$  of the general construction where every vertex in the set  $\{B_1, B_2, \dots, B_m\}$  (in the middle) is linked by an edge to the adjacent vertices  $B_0$  (on the left) and  $B_{m+1}$  (on the right).

For each of the  $n := 2m$  edges  $(B_i, B_j)$  in the above graph, define a r.v.  $D_{i,j}$  as

$$D_{i,j} = \begin{cases} 1, & \text{if } B_i = B_j, \\ 0, & \text{otherwise,} \end{cases} \quad (5.2)$$

and, as in (2.8), define the sequence  $X_1, X_2, \dots, X_n$  by

$$X_k(\omega) = \begin{cases} U_k(\omega), & \text{if } D_k(\omega) = 0, \\ V_k(\omega), & \text{if } D_k(\omega) = 1. \end{cases} \quad (5.3)$$

If  $I \sim \text{Bernoulli}(1/2)$  and  $B \sim \text{Binomial}(m, 1/2)$  are independent r.v.s, then the number

of 1's in the sequence  $\{D_{i,j}, 1 \leq i \leq m, j \in \{0, m+1\}\}$ , denoted by  $\Xi_n$ , satisfies

$$\Xi_n \stackrel{\text{law}}{=} I \cdot 2B + (1 - I) \cdot m. \quad (5.4)$$

Indeed, if the Bernoulli r.v.s  $B_0$  and  $B_{m+1}$  are equal (this is represented by  $I = 1$  in (5.4), which has probability  $1/2$ ), then for every vertex  $B_1, B_2, \dots, B_m$  in the middle, the sum of the 1's on the two adjacent edges will be 2 with probability  $1/2$  and 0 with probability  $1/2$ . By the independence of the Bernoulli r.v.s  $B_1, B_2, \dots, B_m$ , we can thus represent the sum of the “ $m$  sums of 1's” that we just described by  $2B$  where  $B \sim \text{Binomial}(m, 1/2)$ . Similarly, if the Bernoulli r.v.s  $B_0$  and  $B_{m+1}$  are not equal (this is represented by  $I = 0$  in (5.4), which has probability  $1/2$ ), then for every vertex  $B_1, B_2, \dots, B_m$  in the middle, the sum of the 1's on the two adjacent edges will always be 1 (either the left edge is 1 and the right edge is 0, or vice-versa, depending on whether  $(B_0 = 1, B_{m+1} = 0)$  or  $(B_0 = 0, B_{m+1} = 1)$ ). Since there are  $m$  vertices in the middle when  $I = 0$ , the total sum of the 1's on the edges is always  $m$ . By combining the cases  $I = 1$  and  $I = 0$ , we get the representation (5.4).

Easy calculations then yield

$$\mathbb{E}[\Xi_n] = m \quad \text{and} \quad \text{Var}(\Xi_n) = \frac{m}{2}. \quad (5.5)$$

Hence, by Lévy's continuity theorem,

$$\frac{\Xi_n - m}{\sqrt{\frac{m}{2}}} = \sqrt{2}I \cdot \frac{B - m/2}{\sqrt{\frac{m}{4}}} \xrightarrow{\text{law}} \sqrt{2}I \cdot Z, \quad \text{where } Z \sim N(0, 1). \quad (5.6)$$

Therefore, by rerunning the proof of Theorem 3.1 with trivial adjustments, we get the following theorem.

**Theorem 5.1.** *Let  $X_1, \dots, X_n$  be random variables defined as in (5.3). Then,*

- (a)  $X_1, \dots, X_n$  are triplewise independent;
- (b) As  $m \rightarrow \infty$  (and thus as  $n \rightarrow \infty$ ), the standardized sample mean  $S_n := (\sum_{k=1}^n X_k - \mu n) / \sigma \sqrt{n}$  converges in law to a non-Gaussian random variable

$$S := \sqrt{1 - r^2}Z_1 + r\sqrt{2}IZ_2, \quad (5.7)$$

where the random variables  $Z_1, Z_2 \sim N(0, 1)$  and  $I \sim \text{Bernoulli}(1/2)$  are all independent, and  $r := \frac{\mu_V - \mu_U}{2\sigma}$ .

**Remark 5.1.** Simple calculations yield

$$\mathbb{E}[S] = 0, \quad \mathbb{E}[S^2] = 1, \quad \mathbb{E}[S^3] = 0 \quad \text{and} \quad \mathbb{E}[S^4] = 3(1 + r^4), \quad (5.8)$$

so that  $S$  in (5.7) is always heavier tailed than a standard Gaussian r.v. (the case  $r = 0$  is excluded by Condition 1).

## 6. The general case $K \geq 4$

One can easily adapt the methodology presented in this paper to build new sequences of  $K$ -tuplewise independent random variables (with an arbitrary margin  $F$ ). Indeed, all one needs to do is find a growing sequence of graphs of girth  $K + 1 \geq 5$  and then, as before, put i.i.d. Bernoulli random variables (or more generally discrete uniforms) on the vertices and assign 1's to edges for which the r.v.s on the adjacent vertices are equal. A girth of  $K + 1$  guarantees  $K$ -tuplewise independence of the sequences hence created. An arbitrary margin  $F$  can be obtained as before by defining sequences  $\{U_j, j \geq 1\}$  and  $\{V_j, j \geq 1\}$  as in (2.7), and then creating the final sequence  $\{X_j, j \geq 1\}$  as in (2.8).

Of course, different graphs will yield different sequences, with different properties (as illustrated by the two examples presented for  $K = 3$ ). Such new sequences could prove very useful to evaluate the performance of various multivariate independence tests, many of which have been proposed in recent years (see e.g. Fan *et al.*, 2017; Jin & Matteson, 2018; Yao *et al.*, 2018; Böttcher *et al.*, 2019; Chakraborty & Zhang, 2019; Genest *et al.*, 2019; Drton *et al.*, 2020). In particular, they would be useful to assess whether some tests are superior at detecting ‘higher orders’ of dependence (i.e. dependence between triplets when pairs are independent, between quadruplets when triplets are independent, etc.). It is also worth noting that ‘margin-freeness’ (i.e. invariance to changes of margins) is a desirable property of independence tests (see e.g. Geenens & Lafaye de Micheaux, 2020, Section 2.4). The extent to which different margins can affect the performance of non margin-free tests could be investigated using  $K$ -tuplewise independent sequences generated from the methodology of this paper (since we allow for arbitrary margins).

Whether or not the sequences thus created will satisfy a CLT is a different (and

difficult) question. In [Balbuena \(2008\)](#), there is an explicit construction of an infinite collection of simple connected regular graphs of girth 6 and diameter 3, which we denote by  $G_q$ , where the index  $q$  runs over the possible prime powers. These graphs are obtained as the incidence graphs of projective planes of order  $q = k - 1$ . For any given prime power  $q$ , the graph  $G_q$  is  $(q + 1)$ -regular and has  $2 \cdot (q^2 + q + 1)$  vertices. In particular, it is a  $(k, 6)$ -cage because the number of vertices achieves the Moore (lower) bound, see e.g. [\(Biggs, 1993, Chapter 23\)](#). This extremely uncommon sequence of graphs would be the perfect candidate for our construction to display a limiting non-Gaussian law for the normalized sum  $S$ . Indeed, in addition to having a minimal number of vertices, those graphs  $G_q$  also have a constant (and finite) diameter, which means that we do not have strong mixing of the binary random variables  $D_j$  assigned to the edges (strong mixing is the most common assumption for a CLT with dependent random variables, see e.g. [Rosenblatt \(1956\)](#)). However, even in this context where the edges' dependence is, in a sense, maximized (because of the constant diameter and the minimal number of vertices), our simulations show that we cannot reject the hypothesis of a Gaussian limit for  $S$ . We applied the following normality tests with  $q = 2^6$  (which corresponds to a sample of size  $n = (q + 1)(q^2 + q + 1) = 270,465$ ) and 5,000 samples:

test	Shapiro-Wilk	Anderson-Darling	Pearson chi-square
test statistic	0.9997	0.2993	67.9360
p-value	0.7148	0.5846	0.7602

Table 1: Three tests applied to 5,000 independent instances of the normalized sum  $S_n$  related to the graph  $G_q$  described above with  $q = 2^6$ .

For the interested reader, the code is provided in [Appendix B](#).

**Remark 6.1.** *There seems to be a link between the fact that examples of asymptotic non-normality of  $\{S_n\}_{n \geq 1}$  exist for  $K \leq 3$  (girth  $g \leq 4$ ) but not for  $K \geq 4$  (girth  $g \geq 5$ ), and the fact that there exists growing sequences of regular graphs  $G_m$  of girth  $g \leq 4$  where*

$$\liminf_{m \rightarrow \infty} \frac{\text{degree}(G_m)}{\# \text{ of vertices of } G_m} > 0,$$

*(the  $\liminf_{n \rightarrow \infty}$  here is certainly a measure of the connectivity of the graphs  $G_m$ 's), whereas we always have*

$$\lim_{m \rightarrow \infty} \frac{\text{degree}(G_m)}{\# \text{ of vertices of } G_m} = 0,$$



for regular graphs of girth  $g \geq 5$ , see e.g. [Biggs \(1993, Proposition 23.1\)](#). This dichotomy in the statistics context (and its link to graph theory) seems to be a completely new and promising observation.

To reinforce the intuition that an analogue of Theorem [3.1](#) cannot be obtained for  $K \geq 4$ , we provide two additional examples of the case  $K = 3$  but for which  $\{S_n\}_{n \geq 1}$  is asymptotically Gaussian (even if the underlying sequences of graphs —of girth 4— have a bounded diameter). The first example is particularly interesting since the graphs are also regular.

### 6.1. First example: the hypercube graphs

Let

$$B_1, B_2, \dots, B_{2^m} \text{ be a sequence of i.i.d. Bernoulli}(1/2) \text{ r.v.s} \quad (6.1)$$

assigned to the  $2^m$  vertices of the  $m$ -hypercube, each of which can be represented by a binary vector of  $m$  components. To be clear here, the hypercube graphs are all embedded in the same infinite dimensional hypercube graph, and the same goes for the Bernoulli r.v.s. By definition of the  $m$ -hypercube graph,  $(i, j)$  is an edge if and only if  $i$  and  $j$  differ by only one binary component, which we write  $i \sim j$  for short. For each edge  $(i, j)$ , define a r.v.  $\tilde{D}_{i,j}$  as

$$\tilde{D}_{i,j} = \begin{cases} 1, & \text{if } B_i = B_j, \\ -1, & \text{otherwise,} \end{cases} \quad (6.2)$$

and, similarly to [\(2.8\)](#), define the sequence  $X_1, X_2, \dots, X_n$  by

$$X_k(\omega) = \begin{cases} U_k(\omega), & \text{if } \tilde{D}_k(\omega) = -1, \\ V_k(\omega), & \text{if } \tilde{D}_k(\omega) = 1, \end{cases} \quad (6.3)$$

where  $n := m2^{m-1}$  (i.e. the sample size  $n$  equals the number of edges in the  $m$ -hypercube). We write  $i \sim_d j$  if  $i$  and  $j$  differ only in the  $d$ -th binary component, where  $1 \leq d \leq m$ . Hence, if  $\Xi_m = \sum_{i \sim j} \tilde{D}_{i,j}$  denotes the sum of the 1's and  $-1$ 's on all the edges, then we have the following decomposition:

$$\Xi_m = \sum_{d=1}^m \Xi_m^{(d)}, \quad \text{where } \Xi_m^{(d)} := \sum_{i \sim_d j} \tilde{D}_{i,j}. \quad (6.4)$$

Let  $\mathcal{G}_d = \sigma(\tilde{D}_{i,j} : i \sim_d j)$ , and let  $\mathcal{F}_m := \sigma(\cup_{d=1}^m \mathcal{G}_d)$  be the smallest  $\sigma$ -algebra containing the sets of all the  $\mathcal{G}_d$ 's, for  $1 \leq d \leq m$ . Then,  $\mathbb{F} = \{\mathcal{F}_m\}_{m \in \mathbb{N}_0}$  is a filtration, where we define  $\mathcal{F}_0 := \{\emptyset, \Omega\}$ . We have the following result.

**Lemma 6.1.** *If  $\Xi_0 := 0$ , then for every  $m \in \mathbb{N}_0$ , the process  $\{\Xi_k / \sqrt{\text{Var}(\Xi_m)}\}_{0 \leq k \leq m}$  is a zero-mean and bounded  $\mathbb{F}$ -martingale with differences  $\Xi_m^{(d)} / \sqrt{\text{Var}(\Xi_m)}$ ,  $1 \leq d \leq m$ .*

*Proof.* The process  $\{\Xi_m\}_{m \in \mathbb{N}_0}$  is trivially  $\mathbb{F}$ -adapted and integrable. To conclude that it is a  $\mathbb{F}$ -martingale, it is sufficient to show that

$$\mathbb{E}[\Xi_m^{(k)} | \mathcal{F}_{k-1}] = 0, \quad \text{for all } 1 \leq k \leq m. \quad (6.5)$$

By symmetry of the construction, the case  $k = 1$  is trivial (i.e.  $\mathbb{E}[\Xi_m^{(1)}] = 0$ ). Therefore, assume that  $k \geq 2$ . Consider any instance  $\omega \in \Omega$  for the values of the Bernoulli r.v.s on the vertices of the  $m$ -hypercube such that  $\sum_{d=1}^{k-1} \Xi_m^{(d)}(\omega) = s$  and  $\Xi_m^{(k)}(\omega) = t$ , where  $s, t$  are any specific integer values. For every such instance  $\omega$ , there exists a ‘conjugate’ instance  $\bar{\omega}$  where  $\sum_{d=1}^{k-1} \Xi_m^{(d)}(\bar{\omega}) = s$  and  $\Xi_m^{(k)}(\bar{\omega}) = -t$ . Indeed, take the configuration  $\omega$ , then for every vertex that has its  $k$ -th binary component equal to 1, flip the result of the Bernoulli r.v. (0 under  $\omega$  becomes 1 under  $\bar{\omega}$ , and 1 under  $\omega$  becomes 0 under  $\bar{\omega}$ ). Since the Bernoulli r.v.s on the vertices are i.i.d., and the values 0 and 1 are equiprobable, note that  $\mathbb{P}(\{\omega\} | \mathcal{F}_{k-1})(u) = \mathbb{P}(\{\bar{\omega}\} | \mathcal{F}_{k-1})(u)$  for all  $u \in \Omega$  such that  $\sum_{d=1}^{k-1} \Xi_m^{(d)}(u) = s$ . Therefore, for any summand of the form  $\Xi_m^{(k)}(\omega) \cdot \mathbb{P}(\{\omega\} | \mathcal{F}_{k-1})(u)$  in the calculation of  $\mathbb{E}[\Xi_m^{(k)} | \mathcal{F}_{k-1}](u)$ , it will always be cancelled by  $\Xi_m^{(k)}(\bar{\omega}) \cdot \mathbb{P}(\{\bar{\omega}\} | \mathcal{F}_{k-1})(u)$ . Since we assumed nothing on  $s$ , we must conclude that  $\mathbb{E}[\Xi_m^{(k)} | \mathcal{F}_{k-1}] = 0$ .  $\square$

Aside from Lemma 6.1, we also have the following three properties related to the increments of the process  $\{\Xi_k / \sqrt{\text{Var}(\Xi_m)}\}_{0 \leq k \leq m}$ :

(a)  $\max_{1 \leq d \leq m} \frac{\Xi_m^{(d)}}{\sqrt{\text{Var}(\Xi_m)}} \xrightarrow{\mathbb{P}} 0$ . Indeed, by a union bound and Markov’s inequality with exponent 4, we have, for any  $\varepsilon > 0$ ,

$$\begin{aligned} \mathbb{P}\left(\max_{1 \leq d \leq m} \left| \frac{\Xi_m^{(d)}}{\sqrt{\text{Var}(\Xi_m)}} \right| > \varepsilon\right) &\leq m \cdot \mathbb{P}\left(\left| \frac{\Xi_m^{(1)}}{\sqrt{\text{Var}(\Xi_m)}} \right| > \varepsilon\right) \\ &\leq m \cdot \frac{\mathbb{E}[(\Xi_m^{(1)})^4]}{\varepsilon^4 m^2 (\mathbb{E}[(\Xi_m^{(1)})^2])^2} \\ &\leq \frac{C}{\varepsilon^4 m} \xrightarrow{m \rightarrow \infty} 0, \end{aligned}$$

where  $C > 0$  is a universal constant.

- (b) By the weak law of large numbers for weakly correlated r.v.s with finite variance, and the fact that  $\text{Var}(\Xi_m) = m\text{Var}(\Xi_m^{(d)}) = m\mathbb{E}[(\Xi_m^{(d)})^2]$  for all  $1 \leq d \leq m$ , we have

$$\sum_{d=1}^m \frac{(\Xi_m^{(d)})^2}{\text{Var}(\Xi_m)} = \frac{1}{m} \sum_{d=1}^m \frac{(\Xi_m^{(d)})^2}{\mathbb{E}[(\Xi_m^{(d)})^2]} \xrightarrow{\mathbb{P}} 1, \quad \text{as } m \rightarrow \infty.$$

- (c)  $\mathbb{E}\left[\max_{1 \leq d \leq m} \frac{(\Xi_m^{(d)})^2}{\text{Var}(\Xi_m)}\right]$  is bounded in  $m$ . Indeed,

$$\mathbb{E}\left[\max_{1 \leq d \leq m} \frac{(\Xi_m^{(d)})^2}{\text{Var}(\Xi_m)}\right] \leq \frac{\mathbb{E}\left[\sum_{d=1}^m (\Xi_m^{(d)})^2\right]}{\text{Var}(\Xi_m)} = \frac{\text{Var}(\Xi_m)}{\text{Var}(\Xi_m)} = 1 < \infty.$$

By Lemma 6.1, (a), (b), (c), and the central limit theorem for martingale arrays (Hall & Heyde, 1980, Theorem 3.2), we conclude that

$$\frac{\Xi_m}{\sqrt{\text{Var}(\Xi_m)}} \xrightarrow{\text{law}} N(0, 1), \quad \text{as } m \rightarrow \infty.^1 \tag{6.6}$$

Therefore, by rerunning the proof of Theorem 3.1 with trivial adjustments, we get the following theorem.

**Theorem 6.2.** *Let  $X_1, \dots, X_n$  be random variables defined as in (6.3). Then,*

- (a)  $X_1, \dots, X_n$  are triplewise independent;
- (b) As  $m \rightarrow \infty$  (and thus as  $n \rightarrow \infty$ ), the standardized sample mean  $S_n := (\sum_{k=1}^n X_k - \mu n)/\sigma\sqrt{n}$  converges in law to a  $N(0, 1)$  distribution.

## 6.2. Second example

Let

$$B_0, B_1, \dots, B_{2m+1} \text{ be a sequence of i.i.d. Bernoulli}(1/2) \text{ r.v.s} \tag{6.7}$$

assigned to the  $n = 2m + 2$  vertices of the following graph (illustrated for  $m = 6$ ):

---

<sup>1</sup>Approximately four days after we came up with this proof, Yuval Peres provided an interesting and completely different proof of (6.6) (not using martingales) in the following MathStackExchange post: [here](#).

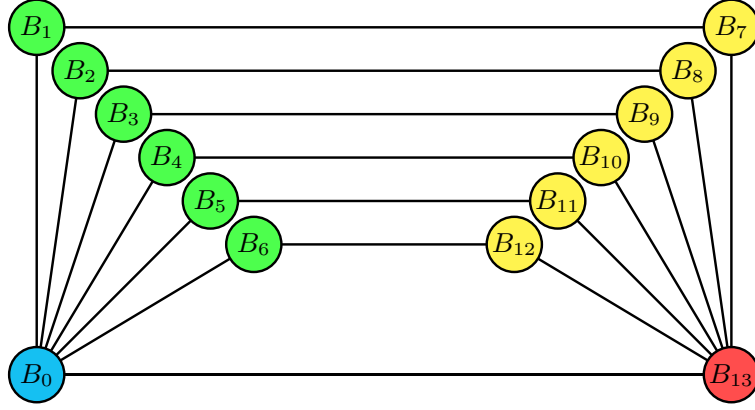


Figure 6.5: Illustration for  $m = 6$  of the general construction where the vertex  $B_0$  (on the bottom left) is linked by an edge to  $B_{2m+1}$  (on the bottom right), every vertex in the set  $\{B_1, B_2, \dots, B_m\}$  (on the top left) is linked by an edge to the vertex  $B_0$  (on the bottom left), every vertex in the set  $\{B_{m+1}, B_{m+2}, \dots, B_{2m}\}$  (on the top right) is linked by an edge to the vertex  $B_{2m+1}$  (on the bottom right), and  $B_i$  (on the top left) is linked by an edge to  $B_{m+i}$  (on the top right) for all  $1 \leq i \leq m$ .

For each edge  $(B_i, B_j)$  in the above graph, define a r.v.  $D_{i,j}$  as

$$D_{i,j} = \begin{cases} 1, & \text{if } B_i = B_j, \\ 0, & \text{otherwise,} \end{cases} \quad (6.8)$$

and, as in (2.8), define the sequence  $X_1, X_2, \dots, X_n$  by

$$X_k(\omega) = \begin{cases} U_k(\omega), & \text{if } D_k(\omega) = 0, \\ V_k(\omega), & \text{if } D_k(\omega) = 1, \end{cases} \quad (6.9)$$

where  $n := 3m + 1$ . If  $I \sim \text{Bernoulli}(1/2)$  and  $B \sim \text{Binomial}(m, 1/4)$  are independent r.v.s, then the number of 1's on the edges, denoted by  $\Xi_n$ , satisfies

$$\Xi_n \stackrel{\text{law}}{=} I \cdot (1 + m + 2B) + (1 - I) \cdot 2(m - B). \quad (6.10)$$

Indeed, if the Bernoulli r.v.s  $B_0$  and  $B_{2m+1}$  are equal in Figure 6.5 (this is represented by  $I = 1$  in (6.10), which has probability  $1/2$ ), then for each of the  $m$  4-cycles in the graph, the sum of the 1's on the left, top and right edges will be 3 with probability  $1/4$  and 1 with probability  $3/4$ . By the independence of the Bernoulli r.v.s on the top-left and top-right corners of the 4-cycles, we can thus represent the sum of the “ $m$  sums of 1's” that we just described by  $m + 2B$  where  $B \sim \text{Binomial}(m, 1/4)$ . We get  $1 + m + 2B$  by including the ‘1’

for the bottom edge  $(B_0, B_{2m+1})$ , which we only count once since this edge is common to all the 4-cycles. Similarly, if the Bernoulli r.v.s  $B_0$  and  $B_{2m+1}$  are not equal in Figure 6.5 (this is represented by  $I = 0$  in (6.10), which has probability  $1/2$ ), then for each of the  $m$  4-cycles in the graph, the sum of the 1's on the left, top and right edges will be 2 with probability  $3/4$  and 0 with probability  $1/4$ . By the independence of the Bernoulli r.v.s on the top-left and top-right corners of the 4-cycles, we can thus represent the sum of the “ $m$  sums of 1's” that we just described by  $2(m - B)$  since  $m - B \sim \text{Binomial}(m, 3/4)$ . By combining the cases  $I = 1$  and  $I = 0$ , we get the representation (6.10).

Easy calculations then yield

$$\mathbb{E}[\Xi_n] = \frac{3m}{2} + \frac{1}{2} \quad \text{and} \quad \mathbb{V}\text{ar}(\Xi_n) = \frac{3m}{4} + \frac{1}{4}. \quad (6.11)$$

Hence, by Lévy's continuity theorem,

$$\frac{\Xi_n - \left(\frac{3m}{2} + \frac{1}{2}\right)}{\sqrt{\frac{3m}{4} + \frac{1}{4}}} = \frac{(2I - 1) \cdot 2\left(B - \frac{m}{4}\right) + \left(I - \frac{1}{2}\right)}{\sqrt{\frac{3m}{4} + \frac{1}{4}}} \xrightarrow{\text{law}} (2I - 1) \cdot W \stackrel{d}{=} Z, \quad (6.12)$$

where  $W, Z \sim N(0, 1)$ . Therefore, by rerunning the proof of Theorem 3.1 with trivial adjustments, we get the following theorem.

**Theorem 6.3.** *Let  $X_1, \dots, X_n$  be random variables defined as in (6.9). Then,*

- (a)  $X_1, \dots, X_n$  are triplewise independent;
- (b) As  $m \rightarrow \infty$  (and thus as  $n \rightarrow \infty$ ), the standardized sample mean  $S_n := (\sum_{k=1}^n X_k - \mu n)/\sigma\sqrt{n}$  converges in law to a  $N(0, 1)$  distribution.

## 7. Conclusion

We presented two triplewise independent sequences of identically distributed r.v.s  $\{X_j, j \geq 1\}$  (having *any* distribution that satisfies Condition 1) which do not verify a CLT. We obtained the asymptotic distribution of the standardized sample mean  $S_n$  of those sequences, which are always heavier tailed than a Gaussian. The extent to which both distributions depart from normality depends on the initial common margin of the  $X_j$ 's. This is perhaps surprising given that, under a CLT,  $S_n$  always converges to a Gaussian (regardless of the margin). Those results add to the current literature on

‘counterexamples to the CLT’ and highlight nicely why mutual independence is a crucial assumption we should not neglect.

The methodology presented in this paper also provides a simple way to construct new sequences of dependent  $K$ -tuplewise independent sequences with arbitrary margins (for any integer  $K \geq 2$ ), which are scarce in the current literature. While it appears that for  $K \geq 4$  such sequences are bound to satisfy a CLT, their interest lies elsewhere. Indeed, they would prove useful to assess the performance of multivariate independence tests, many of which have been proposed in recent years. The dichotomy that seems to exist between  $K \leq 3$  and  $K \geq 4$  for  $K$ -tuplewise independent sequences (constructed using our methodology) and its link to the dichotomy for the degree of regular graphs of girth  $g \leq 4$  and  $g \geq 5$  (see Remark 6.1) remains an interesting avenue to explore.

### A. The variance-gamma distribution

**Definition A.1.** *The variance-gamma distribution with parameters  $\alpha > 0$ ,  $\theta \in \mathbb{R}$ ,  $s > 0$ ,  $c \in \mathbb{R}$  has the density function*

$$f(x) := \frac{1}{s\sqrt{\pi}\Gamma(\alpha/2)} e^{\frac{\theta}{\alpha^2}(x-c)} \left( \frac{|x-c|}{2\sqrt{\theta^2+s^2}} \right)^{\frac{\alpha-1}{2}} K_{\frac{\alpha-1}{2}} \left( \frac{\sqrt{\theta^2+s^2}}{s^2} |x-c| \right), \quad x \in \mathbb{R}, \quad (\text{A.1})$$

where  $K_\nu$  is the modified Bessel function of the second kind of order  $\nu$ . If a certain random variable  $X$  has this distribution, then we write  $X \sim \text{VG}(\alpha, \theta, s^2, c)$ .

We have the following result, which is a consequence (for example) of Theorem 1 in Gaunt (2019).

**Lemma A.2.** *Let  $W_1, W_2, \dots, W_n \stackrel{\text{i.i.d.}}{\sim} N(0, s^2)$  and  $Z_1, Z_2, \dots, Z_n \stackrel{\text{i.i.d.}}{\sim} N(0, s^2)$  be two independent sequences, then  $Q_n := \sum_{i=1}^n W_i Z_i \sim \text{VG}(n, 0, s^2, 0)$ , following Definition A.1, and the density function of  $Q_n$  is given by*

$$f_{Q_n}(x) = \frac{1}{s^2\sqrt{\pi}\Gamma(n/2)} \left( \frac{|x|}{2s^2} \right)^{\frac{n-1}{2}} K_{\frac{n-1}{2}} \left( \frac{|x|}{s^2} \right), \quad x \in \mathbb{R}. \quad (\text{A.2})$$

It is easy to verify that the characteristic function of  $Q_n$  is given by

$$\varphi_{Q_n}(t) = (1 + s^4 t^2)^{-n/2}, \quad t \in \mathbb{R}, \quad (\text{A.3})$$

and the expectation and variance are given by

$$\mathbb{E}[Q_n] = 0 \quad \text{and} \quad \mathbb{V}\text{ar}[Q_n] = ns^4. \quad (\text{A.4})$$

## B. Computing codes

Available online.

## Acknowledgements

G. B. B. acknowledges financial support from UNSW Sydney under a University International Postgraduate Award, from UNSW Business School under a supplementary scholarship, and from the FRQNT (B2). F. O. is supported by a postdoctoral fellowship from the NSERC (PDF) and the FRQNT (B3X supplement). This research includes computations using the computational cluster Katana supported by Research Technology Services at UNSW Sydney.

## References

- Avanzi, B., Boglioni Beaulieu, G., Lafaye de Micheaux, P., Ouimet, F., & Wong, B. 2021. A counterexample to the existence of a general central limit theorem for pairwise independent identically distributed random variables. *J. Math. Anal. Appl.*, **499**(1), 124982. [MR4208980](#).
- Balbuena, C. 2008. Incidence matrices of projective planes and of some regular bipartite graphs of girth 6 with few vertices. *SIAM J. Discrete Math.*, **22**(4), 1351–1363. [MR2443118](#).
- Biggs, N. 1993. *Algebraic graph theory*. Second edn. Cambridge Mathematical Library. Cambridge University Press, Cambridge. [MR1271140](#).
- Billingsley, P. 1995. *Probability and measure*. Third edn. Wiley Series in Probability and Mathematical Statistics. John Wiley & Sons, Inc., New York. [MR1324786](#).
- Böttcher, B., Keller-Ressel, M., & Schilling, R. L. 2019. Distance multivariate: new dependence measures for random vectors. *Ann. Statist.*, **47**(5), 2757–2789. [MR3988772](#).
- Bradley, R. C. 1989. A stationary, pairwise independent, absolutely regular sequence for which the central limit theorem fails. *Probab. Theory Related Fields*, **81**(1), 1–10. [MR981565](#).
- Bradley, R. C., & Pruss, A. R. 2009. A strictly stationary,  $N$ -tuplewise independent counterexample to the central limit theorem. *Stochastic Process. Appl.*, **119**(10), 3300–3318. [MR2568275](#).
- Bretagnolle, J., & Kłopotowski, A. 1995. Sur l’existence des suites de variables aléatoires  $s$  à  $s$  indépendantes échangeables ou stationnaires. *Ann. Inst. H. Poincaré Probab. Statist.*, **31**(2), 325–350. [MR1324811](#).
- Chakraborty, S., & Zhang, X. 2019. Distance metrics for measuring joint dependence with application to causal inference. *J. Amer. Statist. Assoc.*, **114**(528), 1638–1650. [MR4047289](#).

- Cuesta, J. A., & Matrán, C. 1991. On the asymptotic behavior of sums of pairwise independent random variables. *Statist. Probab. Lett.*, **11**(3), 201–210. [MR1097975](#).
- Diestel, R. 2005. *Graph theory*. Third edn. Graduate Texts in Mathematics, vol. 173. Springer-Verlag, Berlin. [MR2159259](#).
- Drton, Mathias, Han, Fang, & Shi, Hongjian. 2020. High-dimensional consistent independence testing with maxima of rank correlations. *Ann. Statist.*, **48**(6), 3206–3227. [MR4185806](#).
- Fan, Y., Lafaye de Micheaux, P., Penev, S., & Salopek, D. 2017. Multivariate nonparametric test of independence. *J. Multivariate Anal.*, **153**, 189–210. [MR3578846](#).
- Gaunt, R. E. 2019. A note on the distribution of the product of zero-mean correlated normal random variables. *Stat. Neerl.*, **73**(2), 176–179. [MR3942099](#).
- Geenens, G., & Lafaye de Micheaux, P. 2020. The Hellinger correlation. *J. Am. Stat. Assoc.*, 1–15. [doi:10.1080/01621459.2020.1791132](#).
- Geisser, S., & Mantel, N. 1962. Pairwise independence of jointly dependent variables. *Ann. Math. Statist.*, **33**, 290–291. [MR137188](#).
- Genest, C., Nešlehová, J. G., Rémillard, B., & Murphy, O. A. 2019. Testing for independence in arbitrary distributions. *Biometrika*, **106**(1), 47–68. [MR3912383](#).
- Hall, P., & Heyde, C. C. 1980. *Martingale limit theory and its application*. Academic Press, Inc. [Harcourt Brace Jovanovich, Publishers], New York-London. [MR624435](#).
- Janson, S. 1988. Some pairwise independent sequences for which the central limit theorem fails. *Stochastics*, **23**(4), 439–448. [MR943814](#).
- Jin, Z., & Matteson, D. S. 2018. Generalizing distance covariance to measure and test multivariate mutual dependence via complete and incomplete V-statistics. *J. Multivariate Anal.*, **168**, 304–322. [MR3858367](#).
- Joffe, A. 1971. On a sequence of almost deterministic pairwise independent random variables. *Proc. Amer. Math. Soc.*, **29**, 381–382. [MR279857](#).
- Kantorovitz, M. R. 2007. An example of a stationary, triplewise independent triangular array for which the CLT fails. *Statist. Probab. Lett.*, **77**(5), 539–542. [MR2344639](#).
- Pierce, D. A., & Dykstra, R. L. 1969. Independence and the normal distribution. *The American Statistician*, **23**(4), 39–39. [doi:10.1080/00031305.1969.10481871](#).
- Pollard, D. 2002. *A user's guide to measure theoretic probability*. Cambridge Series in Statistical and Probabilistic Mathematics, vol. 8. Cambridge University Press, Cambridge. [MR1873379](#).
- Pruss, A. R. 1998. A bounded  $N$ -tuplewise independent and identically distributed counterexample to the CLT. *Probab. Theory Related Fields*, **111**(3), 323–332. [MR1640791](#).
- Romano, J. P., & Siegel, A. F. 1986. *Counterexamples in probability and statistics*. The Wadsworth & Brooks/Cole Statistics/Probability Series. Wadsworth & Brooks/Cole Advanced Books & Software, Monterey, CA. [MR831223](#).
- Rosenblatt, M. 1956. A central limit theorem and a strong mixing condition. *Proc. Nat. Acad. Sci. U.S.A.*, **42**, 43–47. [MR74711](#).
- Stoyanov, J. M. 2013. *Counterexamples in probability*. Dover Publications, Inc., Mineola, NY. [MR03837562](#).
- Takeuchi, K. 2019. A family of counterexamples to the central limit theorem based on binary linear



- codes. *IEICE Transactions on Fundamentals of Electronics, Communications and Computer Sciences*, **E102.A**(5), 738–740. doi:[10.1587/transfun.E102.A.738](https://doi.org/10.1587/transfun.E102.A.738).
- Tanabe, K., & Sagae, M. 1992. An exact Cholesky decomposition and the generalized inverse of the variance-covariance matrix of the multinomial distribution, with applications. *J. Roy. Statist. Soc. Ser. B*, **54**(1), 211–219. [MR1157720](#).
- Weakley, L. M. 2013. *Some strictly stationary,  $N$ -tuplewise independent counterexamples to the central limit theorem*. ProQuest LLC, Ann Arbor, MI. Thesis (Ph.D.)—Indiana University, [MR3167384](#).
- Williams, D. 1991. *Probability with martingales*. Cambridge Mathematical Textbooks. Cambridge University Press, Cambridge. [MR1155402](#).
- Yao, S., Zhang, X., & Shao, X. 2018. Testing mutual independence in high dimension via distance covariance. *J. R. Stat. Soc. Ser. B. Stat. Methodol.*, **80**(3), 455–480. [MR3798874](#).