

Annotating Columns with Pre-trained Language Models

Yoshihiko Suhara
Megagon Labs
yoshi@megagon.ai

Jinfeng Li
Megagon Labs
jinfeng@megagon.ai

Yuliang Li
Megagon Labs
jinfeng@megagon.ai

Dan Zhang
Megagon Labs
dan_z@megagon.ai

Çağatay Demiralp*
Sigma Computing
cagatay@sigmacomputing.com

Chen Chen†
Megagon Labs
chen@megagon.ai

Wang-Chiew Tan*
Facebook AI
wangchiew@fb.com

ABSTRACT

Inferring meta information about tables, such as column headers or relationships between columns, is an active research topic in data management as we find many tables are missing some of these information. In this paper, we study the problem of annotating table columns (i.e., predicting column types and the relationships between columns) using only information from the table itself. We show that a multi-task learning approach (called DODUO), trained using pre-trained language models on both tasks outperforms individual learning approaches. Experimental results show that DODUO establishes new state-of-the-art performance on two benchmarks for the column type prediction and column relation prediction tasks with up to 4.0% and 11.9% improvements, respectively. We also establish that DODUO can already perform the previous state-of-the-art performance with a minimal number of tokens, only 8 tokens per column.

PVLDB Reference Format:

Yoshihiko Suhara, Jinfeng Li, Yuliang Li, Dan Zhang, Çağatay Demiralp, Chen Chen, and Wang-Chiew Tan. Annotating Columns with Pre-trained Language Models. PVLDB, 14(1): XXX-XXX, 2020.
doi:XX.XX/XXX.XX

PVLDB Artifact Availability:

The source code, data, and/or other artifacts have been made available at <https://github.com/megagonlabs/doduo>

1 INTRODUCTION

Meta information about tables, such as column types and relationships between columns (or column relations), are essential to a variety of data management tasks (e.g., data quality control [37], schema matching [33], and data discovery [8]). Some commercial

systems (e.g., Google Data Studio¹, Tableau²) also leveraged such meta information for better table understanding.

Figure 1 shows two tables with missing column types and column relations. The table in Figure 1(a) is about animation films and the corresponding director/producer/release countries of the films. In the second and third columns, person names will require context, both in the same column and the other columns, to determine the correct column types. For example, George Miller³ appears in both columns as a director and a producer and it is also a common name. Observing other names in the column helps better understand the semantics of the column. Furthermore, a column type is sometimes dependent on other columns of the table. Hence, by taking contextual information into account, the model can learn that the topic of the table is about (animation) films and understand that the second and third columns are less likely to be politician or athlete. To sum up, this example shows that the table context and both intra-column and inter-column context can be very useful for column type prediction.

Figure 1(b) depicts a table with predicted column types and column relations. The column types person and location are helpful for predicting the relation place_of_birth. However, it will still need further information to distinguish whether the location is place_of_birth or place_of_death.

The example above shows that column type and column relation prediction tasks are intrinsically related, and thus it will be synergistic to solve the two tasks simultaneously using a single framework. To combine the synergies of column type prediction and column relation prediction tasks, we develop DODUO that: (1) learns column representations, (2) incorporates table context, and (3) uniformly handles both column annotation tasks. Most importantly, our solution (4) shares knowledge between the two tasks.

DODUO leverages a pre-trained Transformer-based language models (LMs) and adopts *multi-task learning* into the model to appropriately “transfer” shared knowledge from/to the column type/relation prediction task. The use of the pre-trained Transformer-based LM makes DODUO a fully data-driven representation learning system (i.e., feature engineering and/or external knowledge bases are not needed) (Challenge 1.) Pre-trained LM’s contextualized

*Work done while the author was at Megagon Labs.

†Deceased.

This work is licensed under the Creative Commons BY-NC-ND 4.0 International License. Visit <https://creativecommons.org/licenses/by-nc-nd/4.0/> to view a copy of this license. For any use beyond those covered by this license, obtain permission by emailing info@vldb.org. Copyright is held by the owner/author(s). Publication rights licensed to the VLDB Endowment.





Proceedings of the VLDB Endowment, Vol. 14, No. 1 ISSN 2150-8097.




doi:XX.XX/XXX.XX

¹<https://datastudio.google.com/>

²<https://www.tableau.com/>


³In this context, George Miller refers to an Australian filmmaker, but there exist more than 30 different Wikipedia articles that refer to different George Miller.


 film
  director
  producer
  country

 person
  location
  sports_team

???	???	???	???
Happy Feet	George Miller, Warren Coleman, Judy Morris	Bill Miller, George Miller, Doug Mitchell	USA
Cars	John Lasseter, Joe Ranft	Darla K. Anderson	UK
Flushed Away	David Bowers, Sam Fell	Dick Clement, Ian La Frenais, Simon Nye	France

???	???	???
Max Browne	Sammamish, Washington	Southern California
Thomas Tyner	Aloha, Oregon	Oregon
Derrick Henry	Yulee, Florida	Alabama

 place_of_birth

 team_roster

(a)
(b)

Figure 1: Two example tables from the WikiTable dataset. (a) The task is to predict the column type of each column based on the table values. The column types are shown at the top of the table. (b) The task is to predict both column types and relationships between columns. The column types (on top) and the column relations (at the bottom) are depicted. This example also shows that column types and column relations are inter-dependent and hence, our motivation to develop a unified model for predicting both tasks.

representations and our table-wise serialization enable DODUO to naturally incorporate table context into the prediction (Challenge 2) and to handle different tasks using a single model (Challenge 3.) Lastly, training such a *table-wise* model via multi-task learning helps “transfer” shared knowledge from/to different tasks (Challenge 4.)

Figure 2 depicts the model architecture of DODUO. DODUO takes as input values from multiple columns of a table after serialization and predicts column types and column relations as output. DODUO takes into account the table context by taking the serialized column values of all columns in the same table. This way, both *intra-column* (i.e., co-occurrence of tokens within the same column) and *inter-column* (i.e., co-occurrence of tokens in different columns) are accounted for. DODUO appends a dummy symbol [CLS] at the beginning of each column and uses the corresponding embeddings as *learned column representations* for the column. The output layer on top of a single-column embedding (i.e., [CLS]) is used for column type prediction, whereas the output layer for the column relation prediction takes the column embeddings of each column pair.

Contributions Our contributions are:

- We develop DODUO, a unified framework for both column type prediction and column relation prediction. DODUO incorporates table context through the Transformer architecture and is trained via multi-task learning.
- Our experimental results show that DODUO achieves new state-of-the-art performance on two benchmarks, namely the WikiTable and VizNet datasets, with up to 4.0% and 11.9% improvements compared to TURL and Sato.
- We show that DODUO is data-efficient as it requires less training data or less amount of input data. DODUO achieves competitive performance against previous state-of-the-art methods using less than half of the training data or only using 8 tokens per column as input.
- We present deeper analysis on the model to understand why pre-trained Transformer-based LMs perform well for the tasks. The analysis confirms the functionality of calculating inter-column dependency and relevant factual knowledge stored in the pre-trained LM.

Outline The rest of the paper is organized as follows. We discuss related work in Section 2. Section 3 overviews the background of the column type and relation annotation tasks as well as the baseline method of fine-tuning language models. We introduce our multi-task learning model architecture in Section 4. Section 5 and 6 present the experiment results comparing with SoTA solutions. We discuss limitations of our method and future work in Section 7 and conclude at Section 8.

2 RELATED WORK

Existing column type prediction models enjoyed the recent advances in machine learning by formulating column type prediction as a multi-class classification task. Hulsebos et al. [18] developed a deep learning model called Sherlock, which applies neural networks on multiple feature sets such as word embeddings, character embeddings, and global statistics extracted from individual column values. Zhang et al. [57] developed Sato, which extends Sherlock by incorporating table context and structured output prediction to better model the nature of the correlation between columns in the same table. Other models such as ColNet [9], HNN [10], Meimei [39], C^2 [20] use external Knowledge Bases (KBs) on top of machine learning models to improve column type prediction. Those techniques have shown success on column type prediction tasks by improving the performance against classical machine learning models.

While those techniques focus on identifying the semantic types of individual columns, there is another line of work that focused on *column relations* between pairs of columns in the same table for better understanding tables [4, 12, 23, 24, 28, 46]. A column relation is a semantic label between a pair of columns in a table, which offers more fine-grained information about the table. For example, a relation *place_of_birth* can be assigned to a pair of columns person and location to describe the relationship between the two columns. [46] use an Open IE tool [52] to extract triples to find relation between entities in the target columns. Muñoz et al. [28] use machine learning models to filter triple candidates created from DBpedia. Cannavicchio et al. [4] use a language model-based ranking

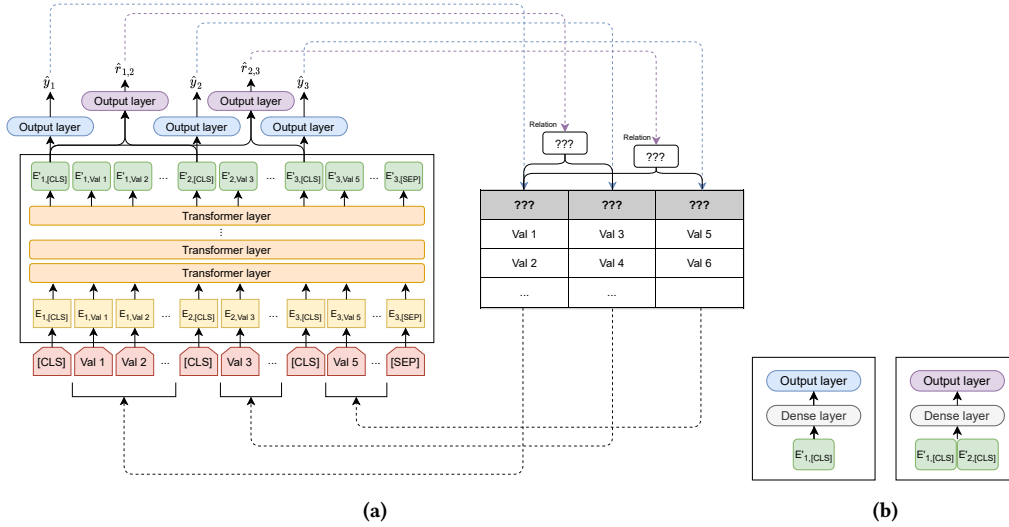


Figure 2: (a) Overview of DODUO. DODUO serializes the entire table into a sequence of tokens to make it compatible with the Transformer-based architecture. For each column, DODUO inserts a dummy $[CLS]$ symbol for the column representation. To handle the column type prediction and column relation extraction tasks, DODUO implements two different output layers on top of column representations and a pair of column representations, respectively. (b) Output layers for the column prediction task (left) and column relation prediction task (right). For the column prediction task, the output layer is attached to each column embedding $e_{[CLS]}^i$ with a fully-connected layer, whereas the output layer for column relation prediction is on top of the column embedding pair.

method [56], which is trained on a large-scale web corpus, to re-rank relations extracted by an open relation extraction tool [29]. Cappuzzo et al. [5] represent table structure as a graph and then learn the embeddings from the descriptive summaries generated from the graph.

In contrast to Sato, which incorporates table context using topic model (LDA) features, DODUO is able to take into account more fine-grained (i.e., token-level) interactions among columns in the same table. So, it can directly capture certain types of co-occurrences of tokens (e.g., George Miller and Judy Morris) that are key signals for identifying column types or relations.

Recently, pre-trained Transformer-based Language Models (LMs) such as BERT, which were originally designed for NLP tasks, have shown success in data management tasks. Li et al. [21] show that pre-trained LMs is a powerful base model for entity matching and Macdonald et al. proposed applications for entity relation detection. Tang et al. [40] propose RPTs as a general framework for automating human-easy data preparation tasks like data cleaning, entity resolution and information extraction using pre-trained masked language models. The power of Transformer-based pre-trained LMs can be summarized into two folds. First, using a stack of Transformer blocks (i.e., self-attention layers), the model is able to generate contextualized embeddings for structured data components like table cells, columns, or rows. Second, models pre-trained on large-scale textual corpora can store “semantic knowledge” from the training text in the form of model parameters. For example, BERT might know that George Miller is a director/producer since the name frequently appears together with “directed/produced by” in the text corpus used for pre-training. In fact, recent studies have shown that

pre-trained LMs store a significant amount of factual knowledge, which can be retrieved by template-based queries [19, 32, 34].

Those pre-trained models have also shown success in data management tasks on tables. TURL [12] is a Transformer-based pre-training framework for table understanding tasks. Contextualized representations for tables are learned in an unsupervised way during pre-training and later applied to 6 different tasks in the fine-tuning phase. SeLaB [44] leverages pre-trained LMs for column annotation while incorporating table context. Their approach uses fine-tuned BERT models in a two-stage manner. TaPaS[16] conducts weakly supervised parsing via pre-training and TaBERT[53] pre-trains for a joint understanding of textual and tabular data. TUTA [49] make use of different pre-training objectives to obtain representations at token, cell, and table levels and propose a tree-based structure to describe spatial and hierarchical information in tables. TCN [48] makes use of both information within the table and across multiple tables from similar domains to predict column type and pairwise column relations.

3 BACKGROUND

In this section, we formally define the two column annotation tasks: column type prediction and column relation annotation. We also provide a brief background on pre-trained language models (LMs) and how to fine-tune them for performing column annotations.

3.1 Problem Formulation

There are two column annotation tasks. The goal of the column type prediction task is to classify each column to its *semantic type*,

such as “country name”, “population”, and “birthday” instead of the standard column types such as string, int, or Datetime. See also Figure 1 for more examples. For column relation annotation, our goal is to classify the relation of each pair of columns. In Figure 1, the relation between a “person” column and a “location” column can be “place_of_birth”.

More formally, we consider a standard relational data model where a relation T (i.e., table) consists of a set of attributes $T = (c_1, \dots, c_n)$ (i.e., columns). We denote by $\text{val}(T.c_i)$ the sequence of data values stored at the column c_i . For each value $v \in \text{val}(T.c_i)$, without loss of generality, we assume v to be of the string type and can be split into a sequence of tokens $v = [w_1, \dots, w_k]$. (Our notations are listed in Table 1.)

PROBLEM 1 (COLUMN TYPE PREDICTION). *Given a table T and a vocabulary C_{type} of column types, the column type prediction problem is to determine a column type $M(T, c_i) \in C_{\text{type}}$ that best describes the semantics of c_i .*

PROBLEM 2 (COLUMN RELATION PREDICTION). *Given a table T and a vocabulary C_{rel} of column relations, the column relation prediction problem is to determine a relation $M(T, c_i, c_j) \in C_{\text{rel}}$ that best describes the semantics of the relation between c_i and c_j .*

The above problem definitions of column type/relation prediction models *only* considers the table content as input (in addition to the column whose type is to be determined or the two columns whose relation is to be determined). Whether a column type or relation “best” describes the semantics of the column or relation is subjective, and in our experiments, we rely on ground truth data to determine the accuracy of the models we develop for both problems.

We consider in DODUO the supervised learning setting. This means that we assume a training data set D_{train} of tables annotated with column types and relations ($L_{\text{type}}, L_{\text{rel}}$). Our goal is to train the prediction models using D_{train} for any unannotated tables. While existing works (See Section 2 for a comprehensive overview) also require auxiliary information such as column names, table titles/captions, or adjacent tables, DODUO makes fewer assumptions to be more flexible to practical applications.

3.2 Pre-trained Language Models

Pre-trained Language Models (LMs) emerges recently as general-purpose solutions to tackle various natural language processing (NLP) tasks. Representative LMs such as BERT [13] and ERNIE [38] have shown leading performance among all solutions in NLP benchmarks such as GLUE [14, 47]. These models are pre-trained on large text corpora such as Wikipedia pages and typically employ multi-layer Transformer blocks [45] to assign more weights to informative words and less weight to stop words for processing raw texts. During pre-training, a model is trained on self-supervised language prediction tasks such as missing token prediction and next-sentence prediction. The purpose is to learn the semantic correlation of word tokens (e.g., synonyms), such that correlated tokens can be projected to similar vector representations. After pre-training, the model is able to learn the lexical meaning of the input sequence in the shallow layers and the syntactic and semantic meanings in the deeper layer [11, 42].

Table 1: Notation.

Symbol	Description
$\mathbf{T} = \{T^{(1)}, T^{(2)}, \dots, T^{(N)}\}$	A set of tables
$T = (c_1, c_2, \dots, c_n)$	Columns in a table.
$c_i = (v_1^i, v_2^i, \dots, v_m^i)$	Column values.
$v_j^i = (w_{j,1}^i, w_{j,2}^i, \dots, w_{j,K}^i)$	A single column value.
$e_{j,k}^i$	Token embeddings.
$e_{[\text{CLS}]}^i$	Column embeddings.
$D_{\text{train}} = \{T^{(n)}, L_{\text{type}}^{(n)}, L_{\text{rel}}^{(n)}\}_{n=1}^N$	Training data
$L_{\text{type}} = (l_1, l_2, \dots, l_n), l_* \in C_{\text{type}}$	Column type labels.
$L_{\text{rel}} = (l_{1,2}, l_{1,3}, \dots, l_{1,n}), l_{*,*} \in C_{\text{rel}}$	Column relation labels.

A special component of pre-trained LMs is the attention mechanism, which embeds a word into a numeric vector based on its context (i.e., surrounding words). The same word has different vectors if it appears in different sentences, and this is very different from other embedding mechanisms such as word2vec [27], GloVe [31], and fastText [2], which always generates the same vector. Such embedding is context-dependent and thus offers two strengths. First, it can discern polysemy. For example, the person name George Miller referring to a producer is different from the same name that refers to a director. Pre-trained LMs discern the difference and generate different vectors. Second, the embedding deals with synonyms well. For example, the words Derrick Henry and Derrick Lamar Henry Jr (respectively, (USA, US), (Oregon, OR)) are likely the same given their respective contexts. Pre-trained LMs will generate similar word vectors accordingly. Due to the two favorable strengths, pre-trained models should enable the best performance to column annotation tasks, where each cell value is succinct, and its meaning highly depends on its surrounding cells.

The pre-trained model does not know what to predict for specific tasks unless the task is exactly the same as a task used for pre-training. Thus, a pre-trained LM needs to be *fine-tuned* with task-specific training data, so the model can be tailored for the task. A task-specific output layer (e.g., softmax layer) is attached to the final layer of the pre-trained LM, and the loss value (e.g., cross-entropy loss) is back-propagated from the output layer to the pre-trained LM for a minor adjustment.

In DODUO, we fine-tune the popular 12-layer BERT Base model [13]. However, DODUO is independent of the choice of pre-trained LMs, and DODUO can potentially perform even better with larger pre-trained LMs.

3.3 Multi-task learning

Multi-task learning [7] is a type of supervised machine learning framework, where the objective function is calculated based on more than one task. Generally, different types of labels are used, and the labels may be or may not be annotated on the same example. The intuition and an assumption behind multi-task learning is that the tasks intrinsically share knowledge, and thus, training with the same base model benefits each other.

The major benefit of multi-task learning is that it can help improve the generalization performance of the model, especially when

the training data is not sufficient. Multi-task learning can be easily applied to Deep Learning models [36] by attaching different output layers to the main model, which is considered a “learned” representation encoder that converts input data to dense representations.

There are a variety of approaches for multi-task learning [36], depending on how to model and optimize shared parameters. Multi-task learning models can be split into two categories based on how parameters are shared. With *hard parameter sharing* [6], models for multiple tasks share the same parameters, whereas *soft parameter sharing* [51] adds constraints on distinct models for different tasks. In this paper, we consider hard parameter sharing as it is a more cost-effective approach. Among hard parameter sharing models, we choose a joint multi-task learning framework [15] that uses the same base model with different output layers for different tasks.

4 MODEL

In this section, we first introduce a baseline single-column model that fine-tunes a pre-trained LM on individual columns. Then, we describe details of the model architecture and training procedure of DODUO.

4.1 Single-column Model

Since LMs take token sequences (i.e., text) as input, one first has to convert a table into token sequences so that they can be meaningfully processed by pre-trained LMs. A straightforward serialization strategy is to simply concatenate column values to make a sequence of tokens and feed that sequence as input to the model. That is, suppose a column C has column values v_1, \dots, v_m , the serialized sequence is

$$\text{serialize}_{\text{single}}(C) ::= [\text{CLS}] v_1 \dots v_m [\text{SEP}],$$

where [CLS] and [SEP] are special tokens used to mark the beginning and end of a sequence⁴. For example, the first column of the first table in Figure 1 is serialized as: [CLS] Happy Feet Cars Flushed Away [SEP]. This serialization converts the problem into a sequence classification task. Thus, it is straightforward to fine-tune a BERT model using training data.

The column relation prediction task can be also formulated as a sequence classification task by converting a pair of columns (instead of a single column) into a token sequence in a similar manner. For this case, we also insert additional [SEP] between values of two columns to help the pre-trained LM distinguish the two columns. Namely, given two columns $C = v_1, \dots, v_m$ and $C' = v'_1, \dots, v'_m$, the single-column model serializes the pair as:

$$\text{serialize}_{\text{single}}(C, C') ::= [\text{CLS}] v_1 \dots v_m [\text{SEP}] v'_1 \dots v'_m [\text{SEP}].$$

Using the above serialization scheme, we can cast the column type and relation prediction tasks as sequence classification and sequence-pair classification tasks which can be solved by LM fine-tuning. However, such sequence classifications predict column types independently, even if they are in the same table. We refer to this method as the *single-column* model. Although the single-column model can leverage the language understanding capability and knowledge learned by the LM via pre-training, it has an obvious drawback of treating columns in the same table as independent

⁴Note that [CLS] and [SEP] are the special tokens for BERT and other LMs may have other special tokens, which are usually implemented as part of their tokenizers.

sequences. As a result, the single-column model fails to capture the table context, which is known to be important for the column annotation tasks [10, 20, 57].

4.2 Table Serialization

In contrast to the single-column model described above, DODUO is a *multi-column* (or table-wise) model that takes an entire table as input. DODUO serializes data entries as follows: for each table that has n columns $T = (c_i)_{i=1}^n$, where each column has N_m column values $c_i = (v_j^i)_{j=1}^{N_m}$. We let

$$\text{serialize}(T) ::= [\text{CLS}] v_1^1 \dots [\text{CLS}] v_1^n \dots v_m^n [\text{SEP}].$$

For example, the first table in Figure 1 is serialized as:

[CLS] Happy Feet, ... [CLS] George Miller, ... [CLS] USA, ..., France [SEP].

As shown above and different from the single-column model, which always has a single [CLS] token in the input, DODUO’s serialization method inserts as many [CLS] tokens as the number of columns in the input table. This difference makes a change in the classification formulation. While the single-column model classifies a single sequence (i.e., a single column) by predicting a single label, DODUO predicts as many labels as the number of [CLS] tokens in the input sequence.

4.3 Contextualized Column Representations

We describe how DODUO obtains table context through contextualized column embeddings using the Transformer-architecture. Figure 3 depicts how each Transformer block of the DODUO aggregates contextual information from all columns values (including dummy [CLS] symbols and themselves) in the same table. Specifically, this example illustrates the first Transformer layer calculates the *attention vector* by aggregating embeddings of other tokens based on the similarity against the second column’s [CLS] token. Thus, an attention vector for the same symbol (e.g., George) can be different when it appears in a different context. This resolves the ambiguity issue of conventional word embedding techniques such as word2vec or GloVe.

After encoding tokens into token embeddings, a Transformer layer converts a token embedding into key (K), query (Q), and value (V) embeddings. A contextualized embedding for a token is calculated by the weighted average of value embeddings of all token embeddings, where the weights are calculated by the similarity between the query embedding and key embeddings. By having key embeddings and query embeddings separately, the model is able to calculate contextualized embeddings in an asymmetric manner. That is, the importance of Happy Feet for George Miller, which should be a key signal to disambiguate the person name, may not be necessarily equal to that of George Miller for Happy Feet. Furthermore, a Transformer-based model usually has multiple *attention heads* (e.g., 12 attention heads for the BERT base model.) Different attention heads have different parameters for K, Q, V calculation so that they can capture different characteristics of input data holistically. Finally, the output of a Transformer block is converted into the same dimension size as that of the input (e.g, 768 for BERT) so that the output of the previous Transformer block can be directly used as the input to the next Transformer block. The same

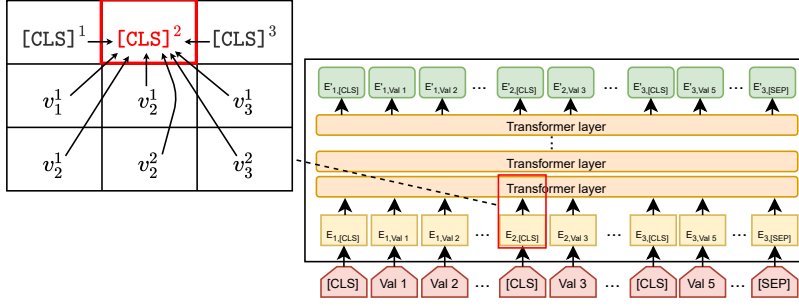


Figure 3: Diagram of how contextualized column embeddings are calculated by each Transformer layer. The Transformer block calculates an embedding vector for every token (in this example, the column representation for the second column ($[\text{CLS}]^2$) based on surrounding tokens (i.e., all column values and column representations.) The contextualized embedding calculation is repeated as the number of Transformer blocks. As a result, a deeper layer outputs highly contextualized token embeddings, and thus dummy tokens $[\text{CLS}]$, which are inserted at the beginning of each column, aggregates column-level information.

procedure is carried out as many as the number of Transformer blocks (i.e., 12 blocks for the BERT Base model.)

Column representations. Since DODUO inserts dummy $[\text{CLS}]$ symbols for each column, we can consider the output embeddings of the pre-trained LM for those symbols as *contextualized column representations*. Note that DODUO is a *table-wise* model, which takes the entire table as input and thus contextualized column representations take into account table context in a holistic manner. For column type prediction, DODUO attaches an additional dense layer followed by output layer with the size of $|C_{\text{type}}|$ (Figure 2b.)

Column-pair representations. For column relation prediction, DODUO concatenates a corresponding pair of contextualized column representations as a contextualized column-pair representation (as illustrated in Figure 2b). The additional dense layer should capture combinatorial information between two column-level representations. Same as the column representations, column-pair representations are also table-wise representations. In the experiment, we also tested a variant of DODUO that only takes a single column (a single column pair) as input for the column type (column relation) prediction task.

4.4 Learning from Multiple Tasks

As described above, DODUO has two different output layers for the column type prediction and column relation prediction tasks. We will explain how DODUO fine-tunes the model using the two tasks.

In the training phase, DODUO fine-tunes a pre-trained LM using two different training data and two different objectives. As shown in Algorithm 1, DODUO switches the task every epoch and updates the parameters for different objectives using different optimization schedulers⁵. This design choice enables DODUO to naturally handle imbalanced training data for different tasks. Furthermore, with a single objective function and a single optimizer, we need to carefully choose hyper-parameter(s) that balance different objective terms to create a single objective function (e.g., $\ell = \lambda\ell_1 + (1 - \lambda)\ell_2$ like [48]). With our strategy, we can avoid adjusting the hyper-parameter.

⁵An alternative choice is to switch task after processing every batch. Since the strategy is more susceptible to imbalanced training data size, we chose the epoch-wise switching approach.

Algorithm 1 Training procedure of DODUO

Require: Model \mathcal{M} , training data D_i , loss function \mathcal{L}_i , optimizer \mathcal{O}_i for each task (i, \dots, M), number of total epochs N_{Epoch} .

```

for 1 to  $N_{\text{Epoch}}$  do
    for  $i$  from 1 to  $M$  do
        for  $B$  in  $D_i$  do
            Evaluate loss function  $\mathcal{L}_i$  for  $B$ 
            Update parameters of  $\mathcal{M}$  using  $\mathcal{O}_i$ 

```

▶ For each epoch
 ▶ Switch task each epoch
 ▶ Sample batch
 ▶ Use task-specific loss
 ▶ Use task-specific optimizer

Table 2: Dataset description.

Name	# tables	# col	# col types	# col rels
WikiTable	580,171	3,230,757	255	121
VizNet	78,733	119,360	78	–

Also, in Section 6, we will show that DODUO can be robustly trained with imbalanced training data.

Note that DODUO is not limited to training with just two tasks. By adding more output layers and corresponding loss functions, DODUO can be used for more than two tasks⁶. Finding more relevant tasks and testing DODUO on them are part of our future work.

5 EVALUATION

5.1 Dataset

We used two benchmark datasets for evaluation. The WikiTable dataset [12] is a collection of tables collected from Wikipedia, which consists of 580,171 tables that are annotated column types and relations. The dataset defines 255 column types and 121 column relation types. We used the same train/valid/test splits as TURL [12]. Each column/column-pair allows to have more than one annotation, and thus, the task is a multi-label classification task.

The VizNet dataset [57] is a collection of WebTables, which is a subset of the original VizNet corpus [17]. The dataset is for the column type prediction task. The dataset has 78,733 tables, and 119,360 columns are annotated with 78 column types. We used the same splits for the cross-validation to make the evaluation results directly comparable to [57]. Each column has only one label, and thus, the task is a multi-class classification task.

⁶The model should be called DODRIO if it trained with three tasks.

5.2 Baselines

TURL [12] is a recently developed pre-trained Transformer-based LM for tables. TURL further pre-trains a pre-trained LM using table data, so the model becomes more suitable for tabular data. Since TURL relies on entity-linking and meta information such as table headers and table captions, which are not available in our scenario, we used a variant of TURL that only uses table values as input for a fair comparison.

Sherlock [18] is a single-column prediction model that uses multiple feature sets, including character embeddings, word embeddings, paragraph embeddings, and column statistics (e.g., mean, std of numerical values.) A multi-layer “sub” neural network is applied to each column-wise feature set to calculate compact dense vectors except for the column statistics feature set, which are already continuous values. The output of the subnetworks and the column statistics features are fed into the “primary” neural network that consists of two fully connected layers.

Sato [57] is a multi-column prediction model, which extends Sherlock by adding LDA features to capture table context and a CRF layer to incorporate column type dependency into prediction. Sato is the state-of-the-art column type prediction on the VizNet dataset.

5.3 Experimental Settings

We used Adam optimizer with an ϵ of $1e-8$. The initial learning rate was set to be $5e-5$ with a linear decay scheduler with no warm-up. We trained DODUO for 30 epochs and chose the best model that achieved the best F1 score on the validation set.

Since the WikiTable dataset can have multiple labels on each column/column pair, we used Binary Cross Entropy loss to formulate as a multi-label prediction task. For the VizNet dataset, which only has a single annotation on each column, we used Cross Entropy loss to formulate as a multi-class prediction task. Models and experiments were implemented with PyTorch [30] and the Transformers library [50]. All experiments were conducted on an AWS p3.8xlarge instance (V100 (16GB)).

Following the previous studies [12, 57], we use micro F1 for the WikiTable dataset, and micro F1 and macro F1 for the VizNet dataset, as evaluation metrics.

5.4 Main Results

WikiTable Table 3 shows the micro F1 performance for the column type prediction and column relation prediction tasks on the WikiTable dataset. DODUO significantly outperforms the state-of-the-art method TURL on both of the tasks with improvements of 4.0% and 0.9%, respectively.

A significant difference in the model architecture between DODUO and TURL is whether the model uses full self-attention. In TURL, the model uses the self-attention mechanism with the “cross-column” edges removed, which they referred to as visibility matrix [12]. Let us use the example in Figure 3, which depicts how the contextualized embedding for the second column is calculated. TURL’s visibility matrix removes the connections to $[CLS]^2$ from $v_1^1, v_2^1, v_3^1, v_3^2$, whereas our DODUO uses the full set of connections.

Since TURL is designed for tables with meta information (e.g., table captions or column headers), we consider the major benefit of this design (i.e., the visibility matrix) to effectively incorporate

Table 3: Performance on the WikiTable dataset. Note that Sherlock is a column type prediction model, and thus it is unavailable for the column relation prediction task.

Method	Col type (F1)	Col rel (F1)
Sherlock	78.47	–
TURL	88.86	90.94
DODUO	92.45	91.72

Table 4: Performance on the VizNet dataset. Note that the VizNet dataset does not have column relation labels. All models including DODUO were trained only using the column type prediction task. DODUO outperforms Sherlock and Sato with respect to both Macro F1 and Micro F1 values.

Method	Full		Multi-column only	
	Macro F1	Micro F1	Macro F1	Micro F1
Sherlock	69.2	86.7	64.2	87.9
Sato	75.6	88.4	73.5	92.5
DODUO	84.6	94.3	83.8	96.4

descriptions in the meta information into table values. From the results, DODUO with the full self-attention performs better than TURL, which indicates that some direct intersections between tokens in different columns and different rows are useful for the column annotation problem. As there are multiple factors that improve DODUO’s performance, we will further discuss them in Section 6.1. **VizNet** Table 4 shows the results on the VizNet dataset. Note that DODUO is trained only using the column prediction task for the VizNet dataset, as column relation labels are not available for the dataset. The results show that DODUO outperforms Sherlock and Sato, the SoTA method for the dataset, by a large margin and establishes new state-of-the-art performance with micro F1 (macro F1) improvements of 11.9% (6.7%).

Figure 4 shows the F1 score of DODUO and Sato for each class on the VizNet (Full) and VizNet (Multi-column only) datasets. The improvements against Sato on the two variants of the VizNet datasets indicate that DODUO robustly and consistently performs better than Sato, especially for single-column tables, where Sato cannot benefit from the table features and CRF. We found that Sato shows zero or very poor F1 values for religion, education, organisation. The labeled columns in the training data in the 1st fold of the VizNet (Full) are only 24, 22, and 14, respectively. Sato should suffer from the lack of training examples for those column types, and probably the skewed column type distribution as well. We show that DODUO robustly performs well on such column types.

As described in Section 2, Sato is a multi-column model that incorporates table context by using LDA features and uses a CRF layer for structured output prediction. Different from the LDA features that provide multi-dimensional vector representations for the entire table, the Transformer-based architecture enables DODUO to capture more fine-grained inter-token relationships through the self-attention mechanism. Furthermore, DODUO’s table-wise design naturally helps incorporate inter-column information into the model.

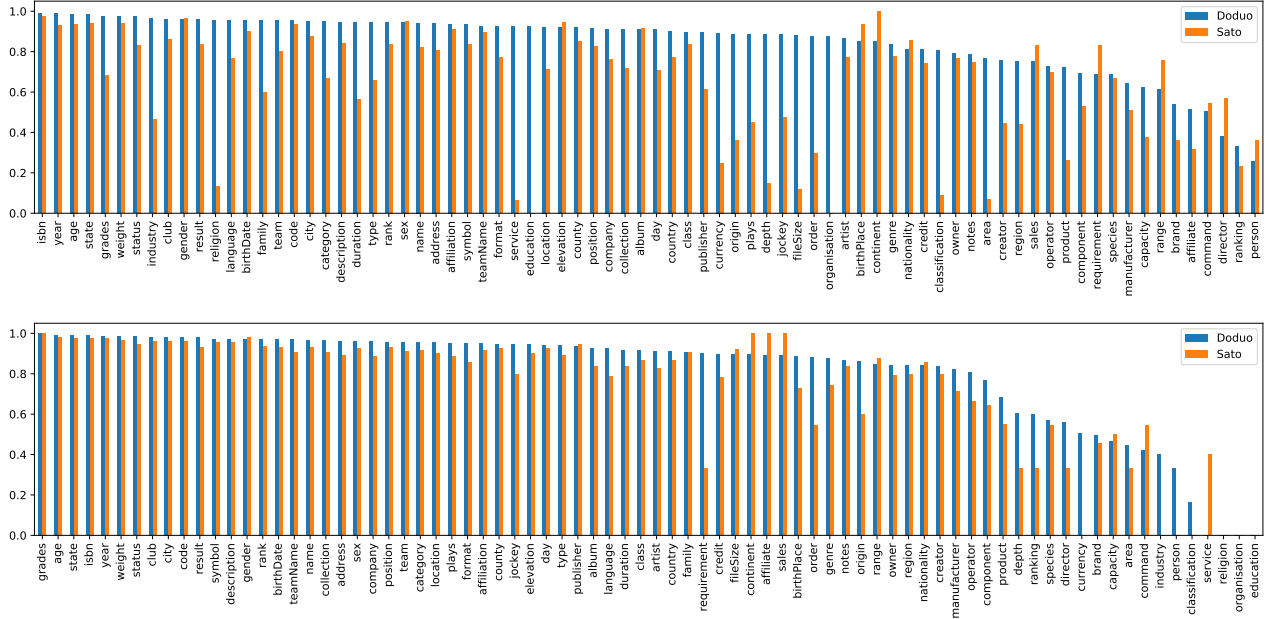


Figure 4: Class F1 values by DODUO and Sato on the VizNet dataset (Above: Full set; Below: Multi-column only.)

Table 5: Further analysis on column type prediction (left) and on column relation prediction (right.)

Column type	DODUO (F1)	DOSOLO (F1)	Column relation	Doduo (F1)	DosoLo (F1)
music.artist	84.03	81.87	film.film.production_companies	80.95	74.29
music.genre	93.33	87.50	film.film.produced_by	43.90	38.89
music.writer	75.00	40.00	film.film.story_by	100.00	90.91
american_football.football_coach	70.59	66.67	people.person.place_of_birth	92.00	90.79
american_football.football_conference	44.44	36.36	people.person.place_lived	85.98	77.67
american_football.football_team	86.67	86.36	people.person.nationality	100.00	98.80

6 ANALYSIS

In this section, we discuss the performance of DODUO in different settings to verify the robustness of the framework and justify the design choice through a series of analyses.

6.1 Ablation Analysis

To verify the effectiveness of multi-task learning and multi-column architecture, we tested variants of DODUO. DOSOLO is a DODUO model without multi-task learning. Thus, we trained DODUO models only using training data for the target task (i.e., column type prediction or column relation prediction.) DOSOLO_{SCOL} is a single column model that only uses column values of the target column (or target column pair for column relation prediction.) DOSOLO_{SCOL} is also trained without multi-task learning.

Table 6 shows the results of the ablation study. For both of the tasks, DOSOLO degraded the performance compared to the multi-task learning of DODUO. As DOSOLO_{SCOL} shows significantly lower performance than the others, the results also confirm that the multi-column architecture of DODUO successfully captures table context to improve the performance on the column type prediction and column relation prediction tasks.

Table 6: Ablation study on the WikiTable dataset.

	Type prediction	Relation prediction
DODUO	92.50	91.90
DOSOLO	91.37 (1.23% ↓)	91.24 (0.7% ↓)
DOSOLO _{SCOL}	82.45 (21.9% ↓)	83.08 (9.6% ↓)

Table 5 shows the performance of DODUO and DOSOLO on the WikiTable dataset for 6 column types/column relations. We confirm that Doduo tends to perform better for the column types/relations that are less clearly distinguishable (e.g., artist vs. writer, place-of-birth vs. place-lived.)

The same analysis with DOSOLO_{SCOL} on the VizNet dataset is shown in Table 7. As expected, the multi-column model (DODUO) performs significantly better than the single-column model (DOSOLO_{SCOL}.) The results further confirm the strengths of the multi-column model. We would like to emphasize that DOSOLO_{SCOL} outperforms Sato, which incorporates table context as LDA features. We will analyze and discuss factual knowledge stored in the pre-trained LM in 6.5.

Table 7: Ablation study on the VizNet dataset (Full.)

	Macro F1	Micro F1
DODUO	84.6	94.3
DOSOLO _{SCol}	77.4 (8.5% ↓)	90.2 (4.3% ↓)

6.2 Input Sequence Size

An advantage of DODUO (or the multi-column model in general) compared to the single-column model is that it can take the entire table as input. But, it is not clear how many column values (i.e., tokens) we should use to maximize the performance of DODUO. The maximum token length has been a critical issue for pre-trained Transformer-based LMs like BERT, as it has a strong limitation of the maximum length due to the quadratic time complexity for the input length. Recent advances in sparse attention techniques [1, 41, 54] aim to alleviate the issue, but the techniques still require high-standard computational resources (i.e., GPU resources.)

Thus, we evaluated different variants of DODUO with shorter input token length to discuss the relationship between the maximum input token length and the performance. We would like to emphasize that any of the recent studies applying pre-trained Transformer-based LMs to data management tasks (e.g., [12, 21, 44, 48]) did not conduct this kind of analysis. Thus, it is still not clear how many tokens should we feed to the model to obtain reasonable task performance.

Table 8 shows the results of DODUO with different max token sizes on the WikiTable dataset. We simply truncated column values if the number of tokens exceeded the threshold. As shown in the table, the more tokens used, the better performance DODUO can achieve, as expected. However, somewhat surprisingly, DODUO already outperforms TURL using just 8 tokens per column for column type prediction (TURL has micro F1 of 88.86 on WikiTable). For the column relation prediction task, DODUO needs to use more tokens to outperform TURL (i.e., 32 tokens to beat TURL’s score of 90.94.) This is understandable, as column relation prediction is more contextual than column type prediction, and thus it requires more signals to further narrow down to the correct prediction.

For the VizNet dataset, we tested DODUO and DOSOLO_{SCol} with different maximum token numbers per column. Table 9 shows the similar trends as the results on the WikiTable dataset. DODUO with 8 max tokens per column with DODUO outperforms the state-of-the-art method (i.e., Sato) on the task. As we observe significant differences between the multi-column model (DODUO) and the single-column model (DOSOLO_{SCol}), we consider it is mainly because the Transformer blocks (i.e., self-attention mechanisms) capture the inter-column table context successfully.

Due to the limitation on GPU memory size, the max token length for each column was 32 for DODUO on both of the datasets. Testing sparse attention models that can take longer input sequences with less GPU memory, such as Longformer [1] and BigBird [54] is part of our future work.

6.3 Learning Efficiency

Pre-trained LMs are known for the capability of learning the task effectively with fewer training data than conventional machine

Table 8: Comparisons with different input token size on the WikiTable dataset.

Method	MaxToken/col	Micro F1
DODUO (col type)	8	89.8
	16	91.4
	32	92.4
DODUO (col rel)	8	88.9
	16	90.7
	32	91.7

Table 9: Comparisons with different input token size on the VizNet (Full) dataset.

Method	MaxToken/col	Macro F1	Micro F1
DODUO	8	81.0	92.5
	16	83.6	93.6
	32	83.4	94.2
DOSOLO _{SCol}	8	72.7	87.2
	16	76.1	89.1
	32	77.4	90.2

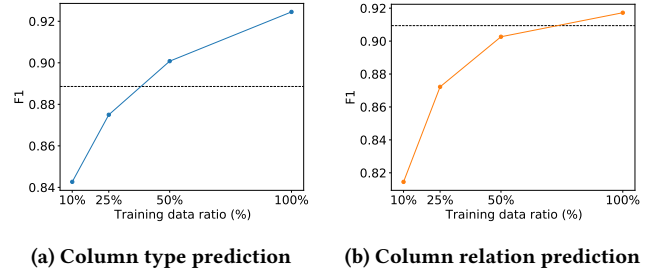


Figure 5: Performance improvements over increasing the training data size for (a) the column type prediction task and (b) the column relation prediction task on the WikiTable dataset. The dashed lines in the plots denote the state-of-the-art methods (TURL.) For column type prediction, DODUO outperforms TURL even when training with less than 50% of the training data.

learning models. Furthermore, multi-task learning (i.e., training with more than one task) should further stabilize the performance with fewer training data for each task. To verify the effectiveness of DODUO with respect to the performance with fewer training data, we compared DODUO models trained with different training data sizes (10%, 25%, 50%, and 100%) and evaluated the performance on the column type prediction and column relation prediction tasks.

As shown in Figure 5, DODUO achieves higher than 0.9 F1 scores on both tasks even when trained with half of the training data. Furthermore, DODUO performs competitively well against TURL with less than 50% of training data.

6.4 Inter-column Dependency

A strength of the Transformer architecture is stacked Transformer blocks that calculate highly contextual information through the self-attention mechanism. As described in Section 4, DODUO uses the [CLS] dummy symbols to explicitly obtain contextualized column representations. The representations not only take into account table context but also explicitly incorporate the inter-column dependency. That is, as we showed in Figure 1, predictions for some columns should be relevant and useful for other columns in the table. To the best of our knowledge, none of the existing work that applies pre-trained LMs to tables has conducted this type of analysis for better understanding how the Transformer-based model captures the semantics of tables.

Thus, we conduct attention analysis to further understand how the attention mechanisms of DODUO (i.e., the pre-trained LM) captures the inter-column dependency and the semantic similarity between them. Following the literature of attention analysis in NLP [11, 35, 43], we look into attention weights for the analysis. It is known that in pre-trained Transformer-based LMs, the deep layer focuses on semantic similarity between tokens [11, 43]. Therefore, to investigate the high-level (semantic) similarity between columns, we looked into the attention weights of the last Transformer block.

We used the VizNet dataset (Multi-column only) for the analysis. Specifically, we focus on attention weights between [CLS] tokens (i.e., column representations.) Since Transformer-based LMs usually have multiple attention heads (e.g., 12 heads in the BERT Base model,) we aggregate attention weights of all attention heads. As a result, we obtain an $S \times S$ matrix, where S denotes the input sequence length. We disregard aggregated attention weights other than those for [CLS] tokens. After masking out any attention weights other than [CLS] tokens, we averaged the matrices obtained from all tables in the dataset so that we can create a single $|C_{type}| \times |C_{type}|$ matrix that represents the dependency between column types. This gives us aggregated information about the dependency between column types.

Each element (i, j) in the final matrix represents how much the column type i relies on the other column type j for its contextualized representation. Note that the dependency of column type i (or j) for column type j (or i) can be different, and thus the matrix is not symmetric. For example, age highly relies on the type origin, whereas the opposite direction has negative attention weight showing a low degree of dependency. To eliminate the influence of the co-occurrence of column types, we counted the co-occurrence of column types in the same table and normalized the matrix to make the reference point to be zero for more straightforward interpretation. As a result, the final matrix consists of relative importance scores, and higher/lower values mean more/less influence from the column type.

Figure 6 depicts the final matrix in heatmap visualization. Higher values (colored in red) indicate stronger dependency of column types (in y -axis) against other column types (in x -axis). For example, gender (age) has a higher value against country (origin.) We can interpret that majority of information, which composes the contextualized column representations for gender columns, is derived from origin. On the other hand, the gender column seems not to be important for the origin column. The results confirm

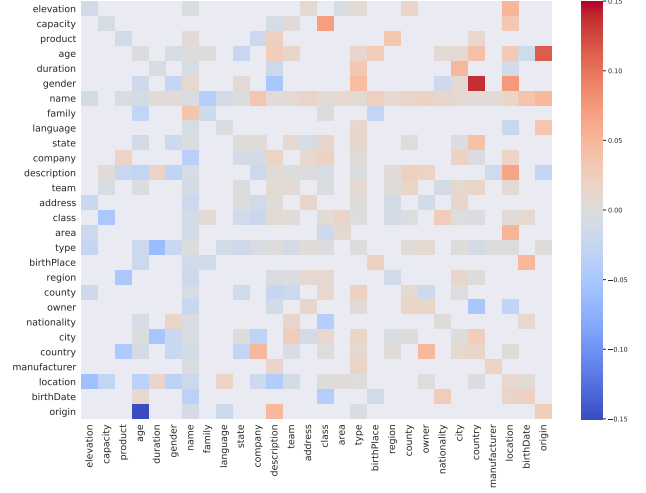


Figure 6: Inter-column dependency based on attention analysis on the VizNet dataset. A higher value (red) indicates that the column type (y -axis) “relies on” the other column type (x -axis) for prediction. Each row denotes the degree of “dependence” against each column. For example, age in y -axis has a high attention weight against origin in x -axis, indicating that predicting age relies on signals from the origin column.

that DODUO learns the inter-column dependency through the self-attention mechanism and the learned semantic similarity values between different pairs of column types have different weights, which the co-occurrence cannot simply explain.

6.5 Language Model Probing

Recent applications of pre-trained LMs to data management tasks including entity matching [3, 21] and column annotation tasks [12, 48] have shown great success by improving previous SoTA performance by a large margin. However, little is known about how well pre-trained LMs *inherently* know about the problem in the first place. Pre-trained LMs are trained on large-scale textual corpora, and the pre-training process helps the pre-trained LM to memorize and generalize the knowledge stored in the pre-training corpus.

There is a line of recent work that aims to investigate how well pre-trained LMs know about factual knowledge [19, 32, 34]. The studies have shown that pre-trained LMs store a significant amount of factual knowledge through pre-training on large-scale corpora. Therefore, we hypothesized that DODUO’s performance was partly boosted by the knowledge obtained from the pre-training corpus that might store knowledge relevant to the task. To verify the hypothesis, we evaluated if the BERT model, which we used as the base model for the experiments, stored relevant knowledge for the column annotation problem.

In the analysis, following the line of work [19, 32, 34], we use the template-based approach to test if a pre-trained LM knows the factual knowledge. Specifically, we use a template that has a blank field for the column type like below:

Judy Morris is _____.

Table 10: Language model probing results on the WikiTable dataset (Left: column type prediction. Right: Column relation prediction.) The average rank becomes 1 if the language model always judges the column type (column relation) as the most “natural” choice among 80 (34) candidates for the target column value (the target column value pair.) We consider the language model has more *prior knowledge* about the column types (column relations) in Top-5 than those in Bottom-5.

	Column type	Avg. rank (↓)	PPL / Avg.PPL (↓)
Top-5	government.election	6.74	0.787
	geography.river	9.25	0.788
	religion.religion	10.10	0.799
	book.author	12.72	0.810
	education.university	15.62	0.829
Bottom-5	royalty.monarch	58.24	1.147
	astronomy.constellation	67.47	1.170
	law.invention	61.60	1.181
	biology.organism	71.56	1.205
	royalty.kingdom	73.37	1.368

	Column relation	Avg. rank (↓)	PPL / Avg.PPL (↓)
Top-5	person.place_of_birth	3.69	0.946
	baseball_player.position_s	5.04	0.961
	location.nearby_airports	8.66	0.979
	mailing_address.citytown	7.24	0.980
	film.directed_by	8.08	0.984
Bottom-5	award.award_nominee	16.53	1.019
	tv_program.country_of_origin	16.83	1.030
	country.languages_spoken	14.79	1.042
	award_honor.award_winner	21.40	1.047
	event.entity_involved	19.82	1.072

Table 11: Language model probing results on the VizNet dataset. We observe that the language model stores a certain amount of factual knowledge about column types listed in Top-5, compared to Bottom-5. The general trend is consistent with Table 10.

	Column type	Avg. rank (↓)	PPL / Avg.PPL (↓)
Top-5	year	6.60	0.799
	manufacturer	20.19	0.810
	day	14.21	0.819
	state	16.88	0.825
	language	17.23	0.840
Bottom-5	organisation	61.83	1.146
	nationality	65.81	1.218
	creator	57.39	1.232
	affiliation	63.85	1.239
	birthPlace	72.30	1.334

In this example, “director” should be a better fit than other column types (e.g., “actor”, “player”, etc.)

In this way, we conclude that the model knows the fact if the model judges the template with the true column type (e.g., “director”) *more likely* than other sentences that use different column types (e.g., “actor”, “player”, etc.). To evaluate the likelihood of a sequence after filling the blank in the template, we use the *perplexity* score of a sequence using the pre-trained LM. Perplexity is used to measure how well the LM can predict each token from the context (i.e., the other tokens in the sequence⁷) and is calculated by the average likelihood of a sequence. It is a common metric to evaluate how “natural” the text is from the LM perspective. The perplexity of a sequence of tokens $X = (x_1, x_2, \dots, x_t)$ is defined by:

$$PPL(X) = \exp \left\{ -\frac{1}{t} \sum_{i=1}^t \log p_{\theta}(x_i | x_{\setminus i}) \right\}, \quad (1)$$

⁷It would be the next token from the previous tokens if the model were an autoregressive model that only considers backward dependency in each step (e.g., GPT-2.) Since BERT has bi-directional connections between any tokens in the input sequence, the perplexity should take into account any other tokens in the input sequence to evaluate the likelihood of the target token.

where $p_{\theta}(x_i | x_{\setminus i})$ denotes the probability of an LM θ (e.g., BERT) predicting a target token x_i given the context in X with x_i masked out. With the same LM, the lower perplexity score for a sentence indicates it is easier for the LM to generate the sentence.

We use the perplexity to score column types for each column value (e.g., Judy Morris) by filling each column type name in the template. Then, we can evaluate if the ground truth label (i.e., “director” in this case) has the best (i.e., lowest) perplexity among all candidates. For the analysis, we use the vanilla BERT (bert-base-uncased) model, which is the same base model used for DoDuo in the experiments. We use the average rank and the normalized PPL (= PPL / Avg. PPL, where Avg. PPL denotes the average perplexity of all column types for evaluation.) Since perplexity values for sequences with different lengths are not directly comparable, we selected column types that are tokenized into a single token by the BERT tokenizer⁸. As a result, 80 (out of 255) and 75 (out of 78) column types were selected for the WikiTable and VizNet datasets for the analysis, respectively.

We can use the same framework for the column relation prediction task as well. In this case, we consider a different template that has a blank field for the column relation. For example,

Derrick Henry ____ Yulee, Florida.

In this example, the likelihood of a sentence with “was born in” (place_of_birth) should be judged higher than that with “was died in” (place_of_death), which requires factual knowledge about the person. Since the column relation types are not written in plain language, we manually converted column relation type names so that they better fit in the template (entity 1, relation, entity 2). Examples of converted column relation names are (place_of_birth, “was born in”), (directed_by, “is directed by”). We filtered 34 (out of 121) column relation types to make sure the converted relation type names have the exact same number of tokens.

As a more direct way to test the hypothesis, we also evaluated a variant of DoDuo that randomly initialized model parameters instead of using the pre-trained parameters of BERT. In this way, we can test the performance when the model with the identical architecture is trained from scratch only using training data of the

⁸Technically, column type names in the WikiTable contain hierarchical information, which is represented by URI. We used the leaf node as the column type name.

target task. The model did not show meaningful performance (i.e., approximately zero F1 value.) We consider this is mainly because the model is too large to be trained on only the training data (i.e., without pre-training.) Thus, we decided to use the “language model probing” method to test the hypothesis.

Results. Table 10 shows the results on the WikiTable dataset. We observe that some column types (e.g., government.election, geography.river) show lower average rank and PPL / Avg. PPL (i.e., the BERT model knows about the facts), whereas some column types (e.g., biology.organism, royalty.kingdom) show poor performance on the language probing analysis. For example, the “government.election” column type is ranked at 6.74 on average and shows a smaller PPL than the average PPL. That means values in the columns that have the “government.election” ground-truth labels are considered “more natural” to appear with the term “election”⁹ than other column type names by the pre-trained LM (i.e., BERT.) As we used 80 column types for the analysis, the “royalty.kingdom” column type is almost always ranked at the bottom by the LM. The poor performance could be attributed to the lower frequency of the term “kingdom” than other terms in the pre-training corpus.

For the column relations on the WikiTable dataset, the results in Table 10 (Right) indicate that the LM knows about factual knowledge of persons as the probing performance for relations such as place_of_birth and position is higher. Compared to the probing results for the column types, the results show less significant differences between top-5 and bottom column relations. This is mainly because the template has three blank fields for two entities and one relation, which has a higher chance to create an unnatural sentence for the LM than that for column types.

The probing analysis on the VizNet dataset shows the same trend as in the WikiTable dataset. In Figure 4, we confirm that DODUO has better performance than Sato for all the top-5 column types. Meanwhile, birthPlace and nationality, which are in the bottom-5 column types for the language model probing analysis, are among the few column types where DODUO underperforms Sato. The results support that DODUO may not benefit from relevant factual knowledge stored in the pre-trained LM for the column type.

Note that the BERT model used for the analysis is *not fine-tuned* on the WikiTable/VizNet dataset, but the vanilla BERT model. Thus, the language model probing analysis shows the inherent ability of the BERT model, and we confirm that the pre-trained LM does store factual knowledge that is useful for the column annotation problem. This especially explains the significant improvements over the previous SoTA method that does not use pre-trained LM (i.e., Sato), as shown in Figure 4.

7 DISCUSSION

We have discussed why DODUO performs well for the column annotation problem through the series of analysis. In this section, we summarize the limitations of DODUO and our findings in the paper to discuss open questions for future work.

Table values only vs. with meta information. First, DODUO takes table value only. In most cases, we believe this assumption makes the framework more flexible to be practical. For example,

spreadsheets and data frames, which are common data format choices for data analysis, do not have table captions and often lack meaningful table headers. Nevertheless, we acknowledge that, in some cases, meta information plays an important role to complementing table values to compose the table semantics. As recent work [12, 48] has shown the effectiveness of meta information for the table tasks, understanding when meta information becomes essential for the task is still an open question.

Single-table model vs. multi-table model. Second, DODUO assumes the input table to be *self-contained*. That means columns that are necessary to compose table context should be stored in the same table. Web Tables generally follow the assumption, and DODUO shows the strong performance on the WikiTable and VizNet datasets. However, DODUO was not tested on relational tables, where chunks of information can be split into multiple tables after database normalization. In such a scenario, we need to consider inter-table relations and information to incorporate key signals outside the target table. In fact, contemporaneous work [48] has developed a framework that incorporates signals from external tables for better column annotation performance. Thus, we consider joint modeling of multiple tables should be a future direction.

Clean data vs. dirty data. Third, our framework assumes that table values are “correct and clean”, which may not always be true in real-world settings. The input table value should be of the high-quality, especially when we limit the max input token size for better efficiency. Recent studies that applied pre-trained LMs to tables [21, 22] have shown that the pre-trained LM-based approach achieves robust improvements even on “dirty” datasets, where some table values are missing or misplaced. Following the error detection/correction research [25, 26], which has been studied independently, implementing functionality that alleviates the influence from the incorrect table values is part of the future work.

Multi-task learning with more tasks. Lastly and most importantly, there are many open questions in applying multi-task learning to data management tasks. Although we have shown that multi-task learning is useful for the column annotation task, it is not yet very clear what types of relevant tasks are useful for the target task. A line of work in Machine Learning has studies on the task similarity and the transferability of the model [55]. Therefore, it is also important for us to understand the relationship between task similarity and benefits of the multi-task learning framework. We acknowledge that our study is still preliminary with respect to this point. However, we believe that our study established the first step in this research topic toward a wider scope of multi-task learning applicability to other data management tasks.

8 CONCLUSION

In this paper, we have presented DODUO, a unified column annotation framework based on pre-trained Transformer language models that Multi-task learning. Experiments on two benchmark datasets show that DODUO achieves new state-of-the-performance. With a series of analyses, we confirm that the improvements are benefited from the multi-task learning framework. Through the analysis, we also confirm that DODUO is data-efficient, as it can achieve competitive performance as the previous state-of-the-art methods only using 8 tokens per column or about 50% of training data.

⁹Again, we used the leaf node of each column type as the term for the template.

REFERENCES

- [1] Iz Beltagy, Matthew E. Peters, and Arman Cohan. 2020. Longformer: The Long-Document Transformer. *arXiv:2004.05150* (2020).
- [2] Piotr Bojanowski, Edouard Grave, Armand Joulin, and Tomas Mikolov. 2017. Enriching Word Vectors with Subword Information. *Transactions of the Association for Computational Linguistics* 5 (2017), 135–146. https://doi.org/10.1162/tacl_a_00051
- [3] Ursin Brunner and Kurt Stockinger. 2020. Entity Matching with Transformer Architectures - A Step Forward in Data Integration. In *Proceedings of the 23rd International Conference on Extending Database Technology, EDBT 2020, Copenhagen, Denmark, March 30 - April 02, 2020*, Angela Bonifati, Yongluan Zhou, Marcos Antonio Vaz Salles, Alexander Böhm, Dan Olteanu, George H. L. Fletcher, Arijit Khan, and Bin Yang (Eds.). OpenProceedings.org, 463–473. <https://doi.org/10.5441/002/edbt.2020.58>
- [4] Matteo Cannaviccio, Denilson Barbosa, and Paolo Merialdo. 2018. Towards Annotating Relational Data on the Web with Language Models. In *Proceedings of the 2018 World Wide Web Conference (Lyon, France) (WWW '18)*. International World Wide Web Conferences Steering Committee, Republic and Canton of Geneva, CHE, 1307–1316. <https://doi.org/10.1145/3178876.3186029>
- [5] Riccardo Cappuzzo, Paolo Papotti, and Saravanan Thirumuruganathan. 2020. Creating Embeddings of Heterogeneous Relational Datasets for Data Integration Tasks. In *Proceedings of the 2020 ACM SIGMOD International Conference on Management of Data (Portland, OR, USA) (SIGMOD '20)*. Association for Computing Machinery, New York, NY, USA, 1335–1349. <https://doi.org/10.1145/3318464.3389742>
- [6] Rich Caruana. 1993. Multitask Learning: A Knowledge-Based Source of Inductive Bias. In *Proceedings of the Tenth International Conference on International Conference on Machine Learning (Amherst, MA, USA) (ICML '93)*. Morgan Kaufmann Publishers Inc., San Francisco, CA, USA, 41–48.
- [7] R. Caruana. 2004. Multitask Learning. *Machine Learning* 28 (2004), 41–75.
- [8] Adriane Chapman, Elena Simperl, Laura Koesten, George Konstantinidis, Luis-Daniel Ibáñez, Emilia Kacprzak, and Paul Groth. 2020. Dataset search: a survey. *VLDB J.* 29, 1 (2020), 251–272.
- [9] Jiaoyan Chen, Ernesto Jiménez-Ruiz, Ian Horrocks, and Charles Sutton. 2019. ColNet: Embedding the Semantics of Web Tables for Column Type Prediction. In *The Thirty-Third AAAI Conference on Artificial Intelligence, AAAI 2019, The Thirty-First Innovative Applications of Artificial Intelligence Conference, IAAI 2019, The Ninth AAAI Symposium on Educational Advances in Artificial Intelligence, EAAI 2019, Honolulu, Hawaii, USA, January 27 - February 1, 2019*. AAAI Press, 29–36. <https://doi.org/10.1609/aaai.v33i01.330129>
- [10] Jiaoyan Chen, Ernesto Jiménez-Ruiz, Ian Horrocks, and Charles Sutton. 2019. Learning Semantic Annotations for Tabular Data. In *Proceedings of the Twenty-Eighth International Joint Conference on Artificial Intelligence, IJCAI 2019, Macao, China, August 10-16, 2019*, Sarit Kraus (Ed.). ijcai.org, 2088–2094. <https://doi.org/10.24963/ijcai.2019/289>
- [11] Kevin Clark, Urvashi Khandelwal, Omer Levy, and Christopher D. Manning. 2019. What Does BERT Look at? An Analysis of BERT’s Attention. In *Proc. BlackBoxNLP '19*. 276–286.
- [12] Xiang Deng, Huan Sun, Alyssa Lees, You Wu, and Cong Yu. 2020. TURL: Table Understanding through Representation Learning. *arXiv:2006.14806* [cs.IR]
- [13] Jacob Devlin, Ming-Wei Chang, Kenton Lee, and Kristina Toutanova. 2019. BERT: Pre-training of Deep Bidirectional Transformers for Language Understanding. In *Proceedings of the 2019 Conference of the North American Chapter of the Association for Computational Linguistics: Human Language Technologies, Volume 1 (Long and Short Papers)*. Association for Computational Linguistics, Minneapolis, Minnesota, 4171–4186. <https://doi.org/10.18653/v1/N19-1423>
- [14] GLUE. 2021. GLUE Leaderboard. <https://gluebenchmark.com/leaderboard> (2021).
- [15] Kazuma Hashimoto, Caiming Xiong, Yoshimasa Tsuruoka, and Richard Socher. 2017. A Joint Many-Task Model: Growing a Neural Network for Multiple NLP Tasks. In *Proceedings of the 2017 Conference on Empirical Methods in Natural Language Processing*. Association for Computational Linguistics, Copenhagen, Denmark, 1923–1933. <https://doi.org/10.18653/v1/D17-1206>
- [16] Jonathan Herzig, Paweł Krzysztof Nowak, Thomas Müller, Francesco Piccinno, and Julian Martin Eisenschlos. 2020. Tapas: Weakly supervised table parsing via pre-training. *arXiv preprint arXiv:2004.02349* (2020).
- [17] Kevin Hu, Snehal Kumar Neil, S. Gaikwad, Madelon Hulsebos, Michiel A. Bakker, Emanuel Zraggen, César Hidalgo, Tim Kraska, Guoliang Li, Arvind Satyanarayan, and Çağatay Demiralp. 2019. VizNet: Towards A Large-Scale Visualization Learning and Benchmarking Repository. In *Proceedings of the 2019 CHI Conference on Human Factors in Computing Systems (Glasgow, Scotland UK) (CHI '19)*. Association for Computing Machinery, New York, NY, USA, 1–12. <https://doi.org/10.1145/3290605.3300892>
- [18] Madelon Hulsebos, Kevin Hu, Michiel Bakker, Emanuel Zraggen, Arvind Satyanarayan, Tim Kraska, Çağatay Demiralp, and César Hidalgo. 2019. Sherlock: A Deep Learning Approach to Semantic Data Type Detection. In *Proceedings of the 25th ACM SIGKDD International Conference on Knowledge Discovery & Data Mining (Anchorage, AK, USA) (KDD '19)*. Association for Computing Machinery, New York, NY, USA, 1500–1508. <https://doi.org/10.1145/3292500.3330993>
- [19] Zhengbao Jiang, Frank F. Xu, Jun Araki, and Graham Neubig. 2020. How Can We Know What Language Models Know? *Transactions of the Association for Computational Linguistics* 8 (2020), 423–438. https://doi.org/10.1162/tacl_a_00324
- [20] Udayan Khurana and Sainyam Galhotra. 2020. Semantic Annotation for Tabular Data. *arXiv:2012.08594* [cs.AI]
- [21] Yuliang Li, Jinfeng Li, Yoshihiko Suhara, AnHai Doan, and Wang-Chiew Tan. 2020. Deep entity matching with pre-trained language models. *Proceedings of the VLDB Endowment* 14, 1 (Sep 2020), 50–60. <https://doi.org/10.14778/3421424.3421431>
- [22] Yuliang Li, Jinfeng Li, Yoshihiko Suhara, Jin Wang, Wataru Hirota, and Wang-Chiew Tan. 2021. Deep Entity Matching: Challenges and Opportunities. *J. Data and Information Quality* 13, 1, Article 1 (Jan. 2021), 17 pages. <https://doi.org/10.1145/3431816>
- [23] Girija Limaye, Sunita Sarawagi, and Soumen Chakrabarti. 2010. Annotating and Searching Web Tables Using Entities, Types and Relationships. *Proc. VLDB Endow.* 3, 1–2 (Sept. 2010), 1338–1347. <https://doi.org/10.14778/1920841.1921005>
- [24] Erin Macdonald and Denilson Barbosa. 2020. *Neural Relation Extraction on Wikipedia Tables for Augmenting Knowledge Graphs*. Association for Computing Machinery, New York, NY, USA, 2133–2136. <https://doi.org/10.1145/3340531.3412164>
- [25] Mohammad Mahdavi and Ziawasch Abedjan. 2020. Baran: Effective error correction via a unified context representation and transfer learning. *Proceedings of the VLDB Endowment (PVLDB)* 13, 11 (2020), 1948–1961.
- [26] Mohammad Mahdavi, Ziawasch Abedjan, Raul Castro Fernandez, Samuel Madden, Mourad Ouzzani, Michael Stonebraker, and Nan Tang. 2019. Raha: A configuration-free error detection system. In *Proceedings of the International Conference on Management of Data (SIGMOD)*. ACM, 865–882.
- [27] Tomas Mikolov, Kai Chen, Greg Corrado, and Jeffrey Dean. 2013. Efficient Estimation of Word Representations in Vector Space. *arXiv:1301.3781* [cs.CL]
- [28] Emir Muñoz, Aidan Hogan, and Alessandra Mileo. 2014. Using Linked Data to Mine RDF from Wikipedia’s Tables. In *Proceedings of the 7th ACM International Conference on Web Search and Data Mining (New York, New York, USA) (WSDM '14)*. Association for Computing Machinery, New York, NY, USA, 533–542. <https://doi.org/10.1145/2556195.2556266>
- [29] Ndapandula Nakashole, Gerhard Weikum, and Fabian Suchanek. 2012. PATTY: A Taxonomy of Relational Patterns with Semantic Types. In *Proceedings of the 2012 Joint Conference on Empirical Methods in Natural Language Processing and Computational Natural Language Learning*. Association for Computational Linguistics, Jeju Island, Korea, 1135–1145. <https://www.aclweb.org/anthology/D12-1104>
- [30] Adam Paszke, Sam Gross, Francisco Massa, Adam Lerer, James Bradbury, Gregory Chanan, Trevor Killeen, Zeming Lin, Natalia Gimelshein, Luca Antiga, Alban Desmaison, Andreas Kopf, Edward Yang, Zachary DeVito, Martin Raison, Alykhan Tejani, Sasank Chilamkurthy, Benoit Steiner, Lu Fang, Junjie Bai, and Soumith Chintala. 2019. PyTorch: An Imperative Style, High-Performance Deep Learning Library. In *Advances in Neural Information Processing Systems* 32, H. Wallach, H. Larochelle, A. Beygelzimer, F. d’Alché-Buc, E. Fox, and R. Garnett (Eds.). Curran Associates, Inc., 8024–8035. <http://papers.nips.cc/paper/9015-pytorch-an-imperative-style-high-performance-deep-learning-library.pdf>
- [31] Jeffrey Pennington, Richard Socher, and Christopher Manning. 2014. GloVe: Global Vectors for Word Representation. In *Proceedings of the 2014 Conference on Empirical Methods in Natural Language Processing (EMNLP)*. Association for Computational Linguistics, Doha, Qatar, 1532–1543. <https://doi.org/10.3115/v1/D14-1162>
- [32] Fabio Petroni, Tim Rocktäschel, Sebastian Riedel, Patrick Lewis, Anton Bakhtin, Yuxiang Wu, and Alexander Miller. 2019. Language Models as Knowledge Bases?. In *Proceedings of the 2019 Conference on Empirical Methods in Natural Language Processing and the 9th International Joint Conference on Natural Language Processing (EMNLP-IJCNLP)*. Association for Computational Linguistics, Hong Kong, China, 2463–2473. <https://doi.org/10.18653/v1/D19-1250>
- [33] Erhard Rahm and Philip A. Bernstein. 2001. A survey of approaches to automatic schema matching. *VLDB J.* 10, 4 (2001), 334–350.
- [34] Adam Roberts, Colin Raffel, and Noam Shazeer. 2020. How Much Knowledge Can You Pack Into the Parameters of a Language Model?. In *Proceedings of the 2020 Conference on Empirical Methods in Natural Language Processing (EMNLP)*. Association for Computational Linguistics, Online, 5418–5426. <https://doi.org/10.18653/v1/2020.emnlp-main.437>
- [35] Anna Rogers, Olga Kovaleva, and Anna Rumshisky. 2020. A Primer in BERTology: What We Know About How BERT Works. *Transactions of the Association for Computational Linguistics* 8 (2020), 842–866. https://doi.org/10.1162/tacl_a_00349
- [36] Sebastian Ruder. 2017. An Overview of Multi-Task Learning in Deep Neural Networks. *arXiv:1706.05098* [cs.LG]
- [37] Sebastian Schelter, Dustin Lange, Philipp Schmidt, Meltem Celikel, Felix Bießmann, and Andreas Grafberger. 2018. Automating Large-Scale Data Quality Verification. *Proc. VLDB Endow.* 11, 12 (2018), 1781–1794.
- [38] Yu Sun, Shuohuan Wang, Yu-Kun Li, Shikun Feng, Hao Tian, Hua Wu, and Haifeng Wang. 2020. ERNIE 2.0: A Continual Pre-Training Framework for Language Understanding. In *AAAI*. 8968–8975.

- [39] Kunihiro Takeoka, Masafumi Oyamada, Shinji Nakadai, and Takeshi Okadome. 2019. Meimei: An Efficient Probabilistic Approach for Semantically Annotating Tables. *Proceedings of the AAAI Conference on Artificial Intelligence* 33, 01 (Jul. 2019), 281–288. <https://doi.org/10.1609/aaai.v33i01.3301281>
- [40] Nan Tang, Ju Fan, Fangyi Li, Jianhong Tu, Xiaoyong Du, Guoliang Li, Sam Madden, and Mourad Ouzzani. 2020. Relational Pretrained Transformers towards Democratizing Data Preparation [Vision]. *arXiv:2012.02469* [cs.LG]
- [41] Yi Tay, Mostafa Dehghani, Dara Bahri, and Donald Metzler. 2020. Efficient Transformers: A Survey. *arXiv:2009.06732* (2020).
- [42] Ian Tenney, Dipanjan Das, and Ellie Pavlick. 2019. BERT Rediscovered the Classical NLP Pipeline. In *ACL*. 4593–4601.
- [43] Ian Tenney, Dipanjan Das, and Ellie Pavlick. 2019. BERT Rediscovered the Classical NLP Pipeline. In *Proceedings of the 57th Annual Meeting of the Association for Computational Linguistics*. Association for Computational Linguistics, Florence, Italy, 4593–4601. <https://doi.org/10.18653/v1/P19-1452>
- [44] Mohamed Trabelsi, Jin Cao, and Jeff Hefflin. 2020. Semantic Labeling Using a Deep Contextualized Language Model. *arXiv:2010.16037* [cs.LG]
- [45] Ashish Vaswani, Noam Shazeer, Niki Parmar, Jakob Uszkoreit, Llion Jones, Aidan N Gomez, Łukasz Kaiser, and Illia Polosukhin. 2017. Attention is all you need. In *Proc. NIPS '17*. 5998–6008.
- [46] Petros Venetis, Alon Halevy, Jayant Madhavan, Marius Pasca, Warren Shen, Fei Wu, Gengxin Miao, and Chung Wu. 2011. Recovering Semantics of Tables on the Web. *Proc. VLDB Endow.* 4, 9 (June 2011), 528–538. <https://doi.org/10.14778/2002938.2002939>
- [47] Alex Wang, Amanpreet Singh, Julian Michael, Felix Hill, Omer Levy, and Samuel R. Bowman. 2019. GLUE: A Multi-Task Benchmark and Analysis Platform for Natural Language Understanding. In *ICLR*.
- [48] Daheng Wang, Prashant Shiralkar, Colin Lockard, Binxuan Huang, Xin Luna Dong, and Meng Jiang. 2021. TCN: Table Convolutional Network for Web Table Interpretation. *arXiv:2102.09460* (2021).
- [49] Zhiruo Wang, Haoyu Dong, Ran Jia, Jia Li, Zhiyi Fu, Shi Han, and Dongmei Zhang. 2020. Structure-aware Pre-training for Table Understanding with Tree-based Transformers. *arXiv:2010.12537* [cs.LR]
- [50] Thomas Wolf, Lysandre Debut, Victor Sanh, Julien Chaumond, Clement Delangue, Anthony Moi, Pierric Cistac, Tim Rault, Rémi Louf, Morgan Funtowicz, Joe Davison, Sam Shleifer, Patrick von Platen, Clara Ma, Yacine Jernite, Julien Plu, Canwen Xu, Teven Le Scao, Sylvain Gugger, Mariama Drame, Quentin Lhoest, and Alexander M. Rush. 2020. Transformers: State-of-the-Art Natural Language Processing. In *Proceedings of the 2020 Conference on Empirical Methods in Natural Language Processing: System Demonstrations*. Association for Computational Linguistics, Online, 38–45. <https://www.aclweb.org/anthology/2020.emnlp-demos.6>
- [51] Tongxin Yang and Timothy M. Hospedales. 2017. Trace Norm Regularised Deep Multi-Task Learning. In *ICLR '17 Workshop Track*.
- [52] Alexander Yates, Michele Banko, Matthew Broadhead, Michael Cafarella, Oren Etzioni, and Stephen Soderland. 2007. TextRunner: Open Information Extraction on the Web. In *Proceedings of Human Language Technologies: The Annual Conference of the North American Chapter of the Association for Computational Linguistics (NAACL-HLT)*. Association for Computational Linguistics, Rochester, New York, USA, 25–26. <https://www.aclweb.org/anthology/N07-4013>
- [53] Pengcheng Yin, Graham Neubig, Wen-tau Yih, and Sebastian Riedel. 2020. Tabert: Pretraining for joint understanding of textual and tabular data. *arXiv preprint arXiv:2005.08314* (2020).
- [54] Manzil Zaheer, Guru Guruganesh, Avinava Dubey, Joshua Ainslie, Chris Alberti, Santiago Ontanon, Philip Pham, Anirudh Ravula, Qifan Wang, Li Yang, and Amr Ahmed. 2021. Big Bird: Transformers for Longer Sequences. *arXiv:2007.14062* (2021).
- [55] Amir R. Zamir, Alexander Sax, William B. Shen, Leonidas J. Guibas, Jitendra Malik, and Silvio Savarese. 2018. Taskonomy: Disentangling Task Transfer Learning. In *IEEE Conference on Computer Vision and Pattern Recognition (CVPR)*. IEEE.
- [56] ChengXiang Zhai. 2008. Statistical Language Models for Information Retrieval: A Critical Review. *Found. Trends Inf. Retr.* 2, 3 (2008), 137–213. <https://doi.org/10.1561/15000000008>
- [57] Dan Zhang, Yoshihiko Suhara, Jinfeng Li, Madelon Hulsebos, Çağatay Demiralp, and Wang-Chiew Tan. 2020. Sato: Contextual Semantic Type Detection in Tables. *Proc. VLDB Endow.* 13, 12 (July 2020), 1835–1848. <https://doi.org/10.14778/3407790.3407793>