

# Geometric Brownian Motion under Stochastic Resetting: A Stationary yet Non-ergodic Process

Viktor Stojkoski,<sup>1,2,\*</sup> Trifce Sandev,<sup>2,3,4,†</sup> Ljupco Kocarev,<sup>2,5,‡</sup> and Arnab Pal<sup>6,§</sup>

<sup>1</sup>*Faculty of Economics, Ss. Cyril and Methodius University, 1000 Skopje, Macedonia*

<sup>2</sup>*Research Center for Computer Science and Information Technologies, Macedonian Academy of Sciences and Arts, Bul. Krste Misirkov 2, 1000 Skopje, Macedonia*

<sup>3</sup>*Institute of Physics & Astronomy, University of Potsdam, D-14776 Potsdam-Golm, Germany*

<sup>4</sup>*Institute of Physics, Faculty of Natural Sciences and Mathematics,*

*Ss. Cyril and Methodius University, Arhimedova 3, 1000 Skopje, Macedonia*

<sup>5</sup>*Faculty of Computer Science and Engineering, Ss. Cyril and Methodius University, P.O. Box 393, 1000 Skopje, Macedonia*

<sup>6</sup>*School of Chemistry, The Center for Physics and Chemistry of Living Systems, Tel Aviv University, Tel Aviv 6997801, Israel*

(Dated: May 24, 2021)

We study the effects of stochastic resetting on geometric Brownian motion (GBM), a canonical stochastic multiplicative process for non-stationary and non-ergodic dynamics. Resetting is a sudden interruption of a process, which consecutively renews its dynamics. We show that, although resetting renders GBM stationary, the resulting process remains non-ergodic. Quite surprisingly, the effect of resetting is pivotal in manifesting the non-ergodic behavior. In particular, we observe three different long-time regimes: a quenched state, an unstable and a stable annealed state depending on the resetting strength. Notably, in the last regime, the system is self-averaging and thus the sample average will always mimic ergodic behavior establishing a stand alone feature for GBM under resetting. Crucially, the above-mentioned regimes are well separated by a self-averaging time period which can be minimized by an optimal resetting rate. Our results can be useful to interpret data emanating from stock market collapse or reconstitution of investment portfolios.

*Introduction* – Geometric Brownian motion (GBM) is a universal model for self-reproducing phenomena, such as population and wealth [1]. Perhaps the best-known application of GBM is in mathematical finance (the Black-Scholes model) for asset pricing [2, 3]. GBM has also been used to model a myriad of other natural phenomena such as bacterial cell division, inheritance of fruit and flower size, body-mass distribution, rainfall, fragment sizes in rock crushing processes, etc. (see [4, 5] for a review).

Stochastic processes governed by GBM show unconstrained growth phenomena, thus they are non-ergodic and non-stationary [6, 7]. Nonetheless, a prevalent real world observation conforms that self-reproduction is characterized with a stationary distribution that has power law tails, which hinders the practical implementation of the model [8]. A natural way to *invoke stationarity* is to adapt GBM with a stochastic resetting mechanism which intermittently stops the current dynamics only to restart again and has spurred extensive research interests recently in statistical physics [9–26], stochastic processes [27–42] and in single particle experiments [43, 44]. Furthermore, many natural phenomena described by GBM, often undergo catastrophes (reminiscent of resetting [45–49]) thus describing situations such as pandemics or sudden stock market crashes. Although these observations are intriguing, there is no de-

tailed statistical analysis of GBM subject to stochastic resetting (srGBM) with a focus on long time statistics of self-reproducing resources or their ergodic properties where the latter is quite fundamental to various disciplines, ranging from economics to evolutionary biology [50, 51]. Only ensemble average properties of models somewhat similar to srGBM have been investigated in a handful of economics literature [52–56], but nothing is known on the time-averaging. This letter exactly delves deeper into these central aspects.

For brevity, the results are briefly summarized in the following. We show that srGBM reaches a stationary state in the long time limit yet the process remains non-ergodic. Non-ergodicity in srGBM is realized in the long-time behavior of an average over a *finite* sample of trajectories with three emerging regimes: i) a frozen state regime, ii) an unstable annealed regime, and iii) a stable annealed regime. These regimes are separated by a self-averaging time period which depends strongly on the resetting time density. In the first regime, named after an analogy to the celebrated “Random Energy Model” by Derrida [57], the long time behavior of the system is the same as in the standard GBM. This implies that the resetting density does not affect the non-ergodicity of the process. However, in the other two regimes, resetting non-trivially ramifies the self-averaging behavior leading to either an unstable or a stable long-time sample average. Importantly, in the last regime, for a large enough sample size, the system may always be self-averaging and thus the sample average will forever mimic ergodic behavior. Besides the emphasized effect on the ergodicity of the process, we also show that when resetting is Poissonian, there exists an optimal resetting rate that

\* vstojkoski@manu.edu.mk

† trifce.sandev@manu.edu.mk

‡ lkocarev@manu.edu.mk

§ Corresponding author; arnabpal@mail.tau.ac.il

minimizes the critical self-averaging time thus displaying another intriguing feature of this study.

*Model* – Motion of a particle governed by srGBM is described by the following Langevin equation

$$dx(t) = (1 - Z_t)x(t) [\mu dt + \sigma dW] + Z_t (x_0 - x(t)), \quad (1)$$

where  $x(t)$  is the position of the particle (but could be self-reproducing resources such as biomass or capital) at time  $t$ ,  $dt$  denotes the infinitesimal time increment and  $dW$  is an infinitesimal Wiener increment, which is a normal variate with  $\langle dW_t \rangle = 0$  and  $\langle dW_t dW_s \rangle = \delta(t - s)dt$ . Here,  $\mu$  and  $\sigma$  are called the drift and noise amplitude. Resetting is introduced with a random variable  $Z_t$  which takes the value 1 when there is a resetting event in the time interval between  $t$  and  $t + dt$ ; otherwise, it is zero. Without any loss of generality, we also assume that resetting brings the particle back to its initial condition  $x(0) = x_0$ .

The solution to Eq. (1) can be found by interpreting srGBM as a renewal process: each resetting event renews the process at  $x_0$  and between two such consecutive renewal events, the particle undergoes the simple GBM (Sec. SM7). Thus, between time points 0 and  $t$ , only the last resetting event, occurring at the point

$$t_l(t) = \max_{k \in [0, t]} k : \{Z_k = 1\}, \quad (2)$$

is relevant and the solution to Eq. (1) reads (following Itô interpretation)

$$x(t) = x_0 e^{(\mu - \frac{\sigma^2}{2})[t - t_l(t)] + \sigma[W(t) - W(t_l(t))].} \quad (3)$$

In what follows we will assume stochastic resetting so that the probability for a reset event is given by  $P(Z_t = 1) = rdt$ . In the limit when  $dt \rightarrow 0$ , this corresponds to an exponential resetting time density  $f_r(t) = re^{-rt}$ , and  $t_l$  is distributed according to

$$f(t_l|t) = \delta(t_l)e^{-rt} + re^{-r(t-t_l)}, \quad (4)$$

such that  $\int_0^t dt_l f(t_l|t) = 1$ . Intuitively, the first term on the RHS corresponds to the scenario when there is no resetting event up to time  $t$  while the second one accounts for multiple resetting events. In Fig. 1 we have compared Eq. (3) with the Langevin simulation to find an excellent match. Notably, writing stochastic solutions (such as Eq. (3)) on a single trajectory level in the presence of resetting is quite useful as will be seen below and to the best of our knowledge has not been derived before. We further stress that Eq. (3) also holds for complex restart time distributions with a straightforward generalization of Eq. (4) that can be obtained from Refs. [14, 35].

*Moments* – Moments of srGBM can be computed easily by applying the *law of total expectation*. In practice,  $m$ -th moment is obtained by raising Eq. (3) to the  $m$ -th power and then averaging with respect to the noise and

TABLE I. **Moments behavior in srGBM.**

Moment	Limiting behavior		
	Exponential divergence	Linear divergence	Convergence
$\langle x(t) \rangle$ Eq. (SM.1.8)	$r < \mu$ ( $\sim e^{(\mu-r)t}$ )	$r = \mu$ ( $\sim rt$ )	$r > \mu$ ( $\sim r/(r - \mu)$ )
$\langle x^2(t) \rangle$ Eq. (SM.1.11)	$r < 2\mu + \sigma^2$ ( $\sim e^{(2\mu + \sigma^2 - r)t}$ )	$r = 2\mu + \sigma^2$ ( $\sim rt$ )	$r > 2\mu + \sigma^2$ ( $\sim r/(r - 2\mu - \sigma^2)$ )

$f(t_l|t)$  respectively

$$\begin{aligned} \langle x^m(t) \rangle &= x_0 e^{(m\mu + m(m-1)\frac{\sigma^2}{2})t} \left\langle e^{-(m\mu + m(m-1)\frac{\sigma^2}{2})t_l(t)} \right\rangle_{t_l} \\ &= \frac{x_0}{m\mu + m(m-1)\frac{\sigma^2}{2} - r} \left[ \mu e^{(m\mu + m(m-1)\frac{\sigma^2}{2} - r)t} - r \right]. \end{aligned} \quad (5)$$

In general, three regimes for the evolution of the  $m$ -th moment can be identified based on the relation between the drift, noise amplitude and the resetting rate. First, when  $r > r_m \equiv m\mu + m(m-1)\frac{\sigma^2}{2}$ , the  $m$ -th moment converges to a limiting value  $r/(r - r_m)$ . At  $r = r_m$ , a sharp transition occurs, and the moment diverges linearly in time, i.e.,  $\langle x^m(t) \rangle \sim 1 + rt$ . For  $r < r_m$ , this divergence becomes exponential. Table I summarizes the relationship between the parameters and the resulting behavior for the first two moments, i.e., the ensemble average and the second moment. The different limiting points of divergence for the moments can be seen as a hallmark multiplicative property of srGBM. For completeness we present a complementary renewal based derivation for the moments in Sec. SM1.

*Probability Density Function* – The probability density function (PDF) of a reset-process satisfies the follow-

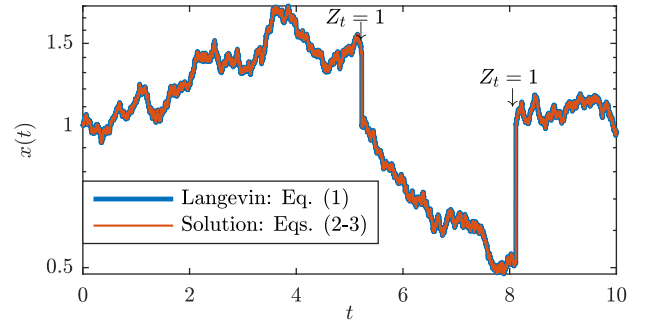


FIG. 1. **srGBM dynamics.** Position of the particle evolves multiplicatively via Eq. (1) until a random event characterized by  $Z_t = 1$  occurs. At this moment, position is reset to  $x_0 = 1$  and the dynamics is renewed. The blue line describes a numerical simulation of the Langevin equation (1), whereas the orange line is the solution (2) and (3). In this example, we set  $\mu = 0.05$ ,  $\sigma^2 = 0.02$  and  $r = 0.16$ .

ing renewal equation [11]

$$P_r(x, t|x_0) = e^{-rt}P_0(x, t|x_0) + r \int_0^t e^{-ru}P_0(x, u|x_0) du, \quad (6)$$

where  $P_0(x, t|x_0)$  is the PDF of the reset-free ( $r = 0$ ) process and in case of GBM reads [5, 58]

$$P_0(x, t|x_0) = \frac{1}{x\sqrt{2\pi\sigma^2 t}} \exp\left(-\frac{\left[\log\left(\frac{x}{x_0}\right) - \left(\mu - \frac{\sigma^2}{2}\right)t\right]^2}{2\sigma^2 t}\right). \quad (7)$$

The steady state is then found by taking Laplace transform of Eq. (6), i.e.,  $P_r^{ss}(x|x_0) = \lim_{t \rightarrow \infty} P_r(x, t|x_0) = r\hat{P}_0(x, r|x_0)$ , where  $\hat{P}_0(x, s|x_0) \equiv \int_0^\infty dt e^{-st}P_0(x, t|x_0)$ . Following this (Sec. SM2), we find that the stationary distribution has a power law whose right tail is given by

$$P_r^{ss}(x|x_0) \sim C(x_0)x^{-\alpha-1} \quad \text{if } x > x_0, \quad (8)$$

for some normalizing constant  $C(x_0)$  that is dependent on the initial condition and a shape parameter

$$\alpha = \frac{-(\mu - \sigma^2/2) + \sqrt{(\mu - \sigma^2/2)^2 + 2r\sigma^2}}{\sigma^2}. \quad (9)$$

The attained stationarity is not enough to render the model ergodic. In standard GBM, non-ergodicity arises due to the noise induced fluctuations which exhibit a net-negative effect on the time-averaged particle position, but do not affect the ensemble average. Therefore, in order to observe stationary-like behavior on the long run one must track the evolution of an infinite number of trajectories [59]. Introducing stochastic resetting does not alter this phenomenon. This is because the long time average of a finite sample of trajectories (defined below) will be dominated by extremely rare non-reset trajectories. However, as will be shown below, resetting represents an additional source of randomness that not only increases the net-negative effect on the time-averaged position but also under certain circumstances may induce a similar effect on the ensemble average. As a result, we observe a variety of long-time regimes for the sample average due to resetting. We discuss these issues next.

**Ergodicity breaking** – In srGBM, the non-ergodicity of the sample average is manifested in the same way as in GBM, that is, by the difference between the time-average and ensemble growth rate [6]. This is captured by the following estimator of the growth rate of a sample of GBM trajectories

$$g_{est}(t, N) \equiv \frac{1}{t} \log(\langle x(t) \rangle_N), \quad (10)$$

where

$$\langle x(t) \rangle_N = \frac{1}{N} \sum_{i=1}^N x_i(t) \quad (11)$$

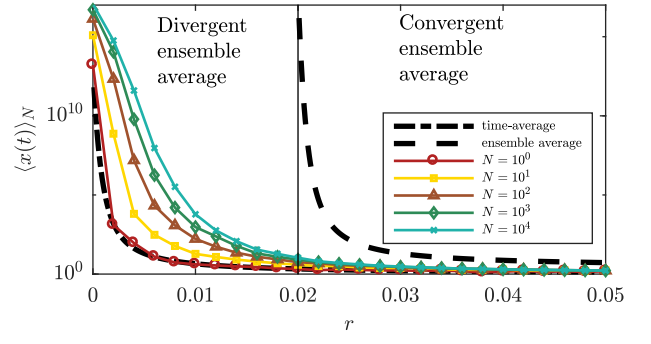


FIG. 2. **Ergodicity breaking in srGBM.** Long time sample average ( $t = 10^5$ ) as a function of  $r$  for various sample sizes. For each sample size,  $10^4$  random realizations were generated and the median results are shown. We set  $\mu = 0.02$ ,  $\sigma^2 = 0.01$ . The black vertical line indicates the threshold  $r = \mu$  where the ensemble average becomes convergent.

is known as the finite sample average with the property  $\lim_{N \rightarrow \infty} \langle x(t) \rangle_N = \langle x(t) \rangle$ . Similar estimator was used to study ergodic properties in continuous time random walk [59] and anomalous diffusion in disordered materials [60].

The ensemble growth rate  $\langle g \rangle$  is found by fixing the period  $t$  and taking the limit as the sample grows infinitely, i.e.,

$$\langle g \rangle = \lim_{N \rightarrow \infty} g_{est}(t, N). \quad (12)$$

On the other hand, the time-average growth rate  $\bar{g}$  is found by fixing the sample size  $N$  and letting time remove the stochasticity,

$$\bar{g} = \lim_{t \rightarrow \infty} g_{est}(t, N). \quad (13)$$

The non-ergodicity of the process is manifested in the *non-commutativity* of the two limits. Concretely, it can be shown that the ensemble average growth rate is  $\langle g \rangle = g(t)$ , which can be obtained by substituting Eq. (5) with  $m = 1$  in Eq. (10). On the other hand, we find that the time average growth rate is  $\bar{g} = 0$ . In what follows, we present a proof for the simplest case  $N = 1$ . The proof for arbitrary  $N$  is more subtle and uses the implementation of extreme value theory [6, 61] (see Sec. SM4).

We start by substituting the solution  $x(t)$  from Eq. (3) into Eq. (10) to obtain (setting  $x_0 = 1$ )

$$g_{est}(t, N = 1) = \left(\mu - \frac{\sigma^2}{2}\right) \left(1 - \frac{t_l}{t}\right) + \frac{\sigma}{t} (W(t) - W(t_l)), \quad (14)$$

from where it follows that (Sec. SM3)

$$\langle g_{est}(t, N = 1) \rangle = \left(\mu - \frac{\sigma^2}{2}\right) \left(1 - \frac{\langle t_l \rangle}{t}\right), \quad (15)$$

and

$$\text{Var}[g_{est}(t, N = 1)] = \left(\mu - \frac{\sigma^2}{2}\right)^2 \frac{\text{Var}[t_l]}{t^2} + \frac{\sigma^2}{t} \left(1 - \frac{\langle t_l \rangle}{t}\right). \quad (16)$$

These results hold for any resetting time density. In particular, for Poissonian resetting,  $\langle g_{est}(t, N=1) \rangle = \text{Var}[g_{est}(t, N=1)] = 0$  in the limit  $t \rightarrow \infty$ . This essentially implies that the distribution of  $g_{est}(t, N=1)$  must converge to a Dirac delta function asymptotically. In other words, as  $t \rightarrow \infty$ , the observed growth rate  $\bar{g}$  will differ from 0 with probability zero.

To numerically illustrate this non-ergodicity, we plot the long run sample average  $\langle x(t) \rangle_N$  as a function of resetting rate  $r$  for various sample sizes in Fig. 2. For  $r \leq \mu$ , the ensemble average diverges (dashed black line). However, the time-average is convergent resulting in the sample average to converge. Even in the regime when  $r > \mu$  the sample average is closer to the time-average and there are apparent differences with the ensemble average. This is best seen in the single system (marked with a circle), which is dominated by the time-average behavior (dash-dotted black line). As the sample size increases, the sample average draws closer to the magnitude of the ensemble average but it always remains convergent.

To explain the differences in observations belonging to different sample sizes one can use an analogy with Random Energy Model (REM) studied by Derrida [57, 62]. In REM, there exists a critical temperature  $t_c$  below which the quenched and annealed averages are identical whereas above  $t_c$ , only the quenched average is observed and the system is frozen in a small number of configurations of energy [63]. In srGBM,  $t_c$  corresponds to a critical self-averaging time until which the sample average resembles the corresponding ensemble value, i.e., the time until Eq. (12) is valid. However, note that in the absence of resetting, the critical self-averaging time is strictly determined by and is proportional with the sample size. Hence, as the sample size increases the sample average will spend longer time resembling the ensemble average. These dynamics are accumulated and effectively reflected in the observed time-average at the end. In stark contrast, we show that in srGBM,  $t_c$  depends on both the sample size and the resetting strength and thus resulting in different long-time regimes.

*Self-averaging* – In srGBM, the critical self-averaging time can be estimated by the relative variance of the sample average, namely,

$$R_N(t) \equiv \frac{\text{Var}(\langle x(t) \rangle_N)}{\langle \langle x(t) \rangle_N \rangle^2}, \quad (17)$$

where  $\langle \cdot \rangle$  and  $\text{Var}(\cdot)$  operators, without  $N$  as a subscript, refer to the averages over all possible sample average realizations. Using Eq. (11) and the property for variance of sums of IID random variables, Eq. (17) can be rewritten as

$$R_N(t) = \frac{1}{N} \frac{\langle x^2(t) \rangle - \langle x(t) \rangle^2}{\langle x(t) \rangle^2}. \quad (18)$$

If  $R_N(t) \ll 1$ , the system is self-averaging, i.e., the sample average will be close to the ensemble average. We can use this information, equate  $R_N(t) = 1$ , and rephrase

Eq. (18) as

$$N + 1 = \frac{\langle x^2(t_c) \rangle}{\langle x(t_c) \rangle^2}, \quad (19)$$

which is the governing relation to determine  $t_c$ . This is done by plotting Eq. (19) as a function of  $r$  in Fig. 3(a). We see that, starting at  $r = 0$ , increasing the resetting rate decreases  $t_c$  (see Sec. SM5). In the regime  $r < \mu$ , if we start with  $N$ -microstates with equally distributed energies, during the self-averaging period, inequality will increase and the system will eventually end up in a frozen configuration, as in REM. We quantify the degree of freezing with the probability  $P_{1\%}(t)$  that the system occupies a microstate that is among the largest 1% of the sampled particle energies in time  $t$  (Fig. 3(b)). In the economics literature,  $P_{1\%}$  is interpreted as a measure of income inequality and its observed dynamics are expressed through changes in the model parameters, reflecting shocks in the system conditions [55, 64]. Thus, a value of  $P_{1\%}$  closer to unity indicates a frozen configuration. An example for how  $P_{1\%}$  behaves as a function of time is given in Fig. 3(c) with a dashed line.

Fig. 3(a) shows that there is an optimal resetting rate  $r^*$  at which  $t_c$  can be minimized. In general,  $r^*$  depends on  $\mu$  and also weakly on the sample size. But for a large enough sample size, one can show that  $r^* = \mu$  (Fig. SM5.1). Note that the transition point coincides with the threshold required for the ensemble average to become convergent. As a consequence, beyond  $\mu$ , increments in  $r$  reflect in an increased self-averaging time. In the regime when  $2\mu + \sigma^2 > r > \mu$ , the resetting rate is large enough to squeeze the effect of the drift and constrain the ensemble average, but the second moment remains divergent. Due to this, after the self-averaging period even if the particle's position is reset, it will quickly return to its pre-resetting position. Thus the system will not always be trapped in a small number of configurations (Fig. 3(b)). Instead, it will randomly phase in an unstable annealed state between the freezing and localized states (Fig. 3(c), dash dotted line). This is one significant impact of resetting on the long time behavior of GBM.

As  $r$  is further increased and above  $2\mu + \sigma^2$ , the second moment also becomes convergent and a third regime appears. In this case, the sample average resembles the ensemble value (Fig. 3(a)) and exhibits diverse configurations (Fig. 3(b)). Consequently, the probability  $P_{1\%}$  of observing extreme configurations stabilizes over time (Fig. 3(c) dotted line). This is the onset of a stable annealed regime. In this regime, for a large enough sample size  $N \sim (\mu^2 + \sigma^2 r) / ((r - \mu)^2 - \sigma^2 r - \mu^2)$ ,  $R_N(t)$  will always be less than one and the system will be always self-averaging, implying that it will forever mimic ergodic behavior (Sec. SM6). This is remarkably different from the previous two regimes, where for any fixed sample size, we would eventually observe discrepancies between the ensemble and sample averages, and is another important feature induced by resetting on GBM.



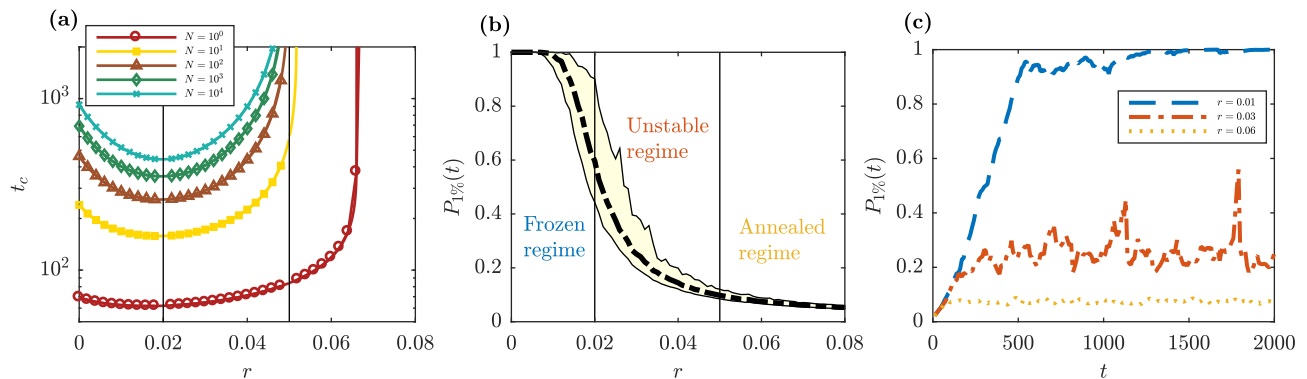


FIG. 3. **Self-averaging in srGBM.** (a) Critical self-averaging time  $t_c$  as a function of  $r$  for various sample sizes  $N$ .  $t_c$  is seen to be minimized at  $r^* = \mu$  for large sample size. The vertical lines indicate the thresholds  $r = \mu$  and  $r = 2\mu + \sigma^2$  at which the ensemble average and second moment respectively become convergent. (b) Long time ( $t = 10^5$ ) probability of observing a microstate that is among the largest 1% averaged across  $10^4$  simulations. The median results are shown, and the filled region is the 5th and 95th percentile. Three regimes correspond to (i)  $r < \mu$  (frozen), (ii)  $2\mu + \sigma^2 > r > \mu$  (unstable annealed) and (iii)  $r > 2\mu + \sigma^2$  (stable annealed). (c) Statistics of example simulations for the probability of observing a microstate that is among the largest 1%. Different colors indicate the regimes mentioned in (b). Parameters:  $\mu = 0.02$ ,  $\sigma^2 = 0.01$  and  $N = 10^4$ .

*Conclusion* – In this letter, we performed a rigorous analysis on the spatial and ergodic properties of srGBM. While discrete time stochastic and deterministic multiplicative processes with resetting have been studied in [27, 28], a detailed and systematic investigation for the spatial and ergodic properties for the continuous time multiplicative process such as GBM was still missing. Emergence of three regimes namely frozen/quenched, an unstable and a stable annealed state is noteworthy since it points towards the multistability landscape in socio-economical system. We stress that ensemble properties of the second and third regime have been explored to a great extent in the income inequality literature [55]. Nonetheless, recent studies in economics also identify non-ergodic and divergent behavior in samples of srGBM trajectories thus suggesting to the existence of the first regime that we have predicted herein [50, 65, 66]. Naturally, our results for srGBM lend themselves as a baseline to depict the long run behavior of investment portfolios with reconstitution (addition or removal of constituents) [67]. This empirical investigation represents an intriguing research question which we leave for future work.

From a technical perspective, it is important to stress

that the solution (3), time-average growth rate (14), and the critical self-averaging time (19) are universal and do not depend on the resetting time density. It remains to be seen how the statistical properties of GBM alter intricately under arbitrary resetting time density. Moreover, the dependence of  $t_c$  on generic resetting time distribution suggests that we may observe diverse properties for the optimality based on the resetting strategy that we employ (similar to various optimization of the mean first passage time under resetting [30]). Finally, GBM, besides being a canonical model for self-reproduction, is also used to describe diffusion processes where the particle spreads very fast, such as heterogeneous and turbulent diffusion [68, 69]. Exploring the applications of resetting strategies on GBM thus also represents a potential research avenue that is of broad interest.

*Acknowledgements*— VS, TS and LK acknowledge financial support by the German Science Foundation (DFG, Grant number ME 1535/12-1). TS was supported by the Alexander von Humboldt Foundation. AP gratefully acknowledges support from the Raymond and Beverly Sackler Post-Doctoral Scholarship and the Ratner Center for Single Molecule Science at TelAviv University.

- 
- [1] C. A. Braumann, Population growth in random environments, *Bull. Math. Biol.* **45**, 635 (1983).
  - [2] F. Black and M. Scholes, The pricing of options and corporate liabilities, *J. Polit. Econ.* **81**, 637 (1973).
  - [3] A. Shah, Black, merton and scholes: Their work and its consequences, *Econ. Political Wkly*, 3337 (1997).
  - [4] E. Limpert, W. A. Stahel, and M. Abbt, Log-normal distributions across the sciences: keys and clues: on the charms of statistics, and how mechanical models resem-

- bling gambling machines offer a link to a handy way to characterize log-normal distributions, which can provide deeper insight into variability and probability—normal or log-normal: that is the question, *BioScience* **51**, 341 (2001).
- [5] J. Aitchison and J. A. Brown, *The lognormal distribution with special reference to its uses in economics* (Cambridge University Press, 1957).

- [6] O. Peters and W. Klein, Ergodicity breaking in geometric brownian motion, *Phys. Rev. Lett.* **110**, 100603 (2013).
- [7] A. G. Cherstvy, D. Vinod, E. Aghion, A. V. Chechkin, and R. Metzler, Time averaging, ageing and delay analysis of financial time series, *New J. Phys.* **19**, 063045 (2017).
- [8] G. K. Zipf, *Human behavior and the principle of least effort: An introduction to human ecology* (Ravenio Books, 2016).
- [9] M. R. Evans and S. N. Majumdar, Diffusion with stochastic resetting, *Phys. Rev. Lett.* **106**, 160601 (2011).
- [10] M. R. Evans and S. N. Majumdar, Diffusion with optimal resetting, *J. Phys. A: Math. Theor.* **44**, 435001 (2011).
- [11] M. R. Evans, S. N. Majumdar, and G. Schehr, Stochastic resetting and applications, *J. Phys. A: Math. Theor.* **53**, 193001 (2020).
- [12] S. N. Majumdar, S. Sabhapandit, and G. Schehr, Dynamical transition in the temporal relaxation of stochastic processes under resetting, *Phys. Rev. E* **91**, 052131 (2015).
- [13] A. Pal, Diffusion in a potential landscape with stochastic resetting, *Phys. Rev. E* **91**, 012113 (2015).
- [14] A. Pal, A. Kundu, and M. R. Evans, Diffusion under time-dependent resetting, *J. Phys. A: Math. Theor.* **49**, 225001 (2016).
- [15] A. Nagar and S. Gupta, Diffusion with stochastic resetting at power-law times, *Phys. Rev. E* **93**, 060102 (2016).
- [16] U. Basu, A. Kundu, and A. Pal, Symmetric exclusion process under stochastic resetting, *Phys. Rev. E* **100**, 032136 (2019).
- [17] R. Singh, R. Metzler, and T. Sandev, Resetting dynamics in a confining potential, *J. Phys. A: Math. Theor.* **53**, 505003 (2020).
- [18] D. Gupta, C. A. Plata, and A. Pal, Work fluctuations and jarzynski equality in stochastic resetting, *Phys. Rev. Lett.* **124**, 110608 (2020).
- [19] D. Gupta, C. A. Plata, A. Kundu, and A. Pal, Stochastic resetting with stochastic returns using external trap, *J. Phys. A: Math. Theor.* **54**, 025003 (2020).
- [20] V. Méndez and D. Campos, Characterization of stationary states in random walks with stochastic resetting, *Phys. Rev. E* **93**, 022106 (2016).
- [21] S. Gupta, S. N. Majumdar, and G. Schehr, Fluctuating interfaces subject to stochastic resetting, *Phys. Rev. Lett.* **112**, 220601 (2014).
- [22] M. R. Evans, S. N. Majumdar, and K. Mallick, Optimal diffusive search: nonequilibrium resetting versus equilibrium dynamics, *J. Phys. A: Math. Theor.* **46**, 185001 (2013).
- [23] M. Magoni, S. N. Majumdar, and G. Schehr, Ising model with stochastic resetting, *Physical Review Research* **2**, 033182 (2020).
- [24] X. Durang, M. Henkel, and H. Park, The statistical mechanics of the coagulation–diffusion process with a stochastic reset, *J. Phys. A: Math. Theor.* **47**, 045002 (2014).
- [25] A. Pal and S. Rahav, Integral fluctuation theorems for stochastic resetting systems, *Phys. Rev. E* **96**, 062135 (2017).
- [26] S. Ray, Space-dependent diffusion with stochastic resetting: A first-passage study, *The Journal of Chemical Physics* **153**, 234904 (2020).
- [27] S. C. Manrubia and D. H. Zanette, Stochastic multiplicative processes with reset events, *Phys. Rev. E* **59**, 4945 (1999).
- [28] D. Zanette and S. Manrubia, Fat tails and black swans: Exact results for multiplicative processes with resets, *Chaos* **30**, 033104 (2020).
- [29] L. Kusmierz, S. N. Majumdar, S. Sabhapandit, and G. Schehr, First order transition for the optimal search time of lévy flights with resetting, *Phys. Rev. Lett.* **113**, 220602 (2014).
- [30] A. Pal and S. Reuveni, First passage under restart, *Phys. Rev. Lett.* **118**, 030603 (2017).
- [31] J. M. Meylahn, S. Sabhapandit, and H. Touchette, Large deviations for markov processes with resetting, *Phys. Rev. E* **92**, 062148 (2015).
- [32] A. S. Bodrova, A. V. Chechkin, and I. M. Sokolov, Scaled brownian motion with renewal resetting, *Phys. Rev. E* **100**, 012120 (2019).
- [33] A. Pal and V. Prasad, Landau-like expansion for phase transitions in stochastic resetting, *Phys. Rev. Research* **1**, 032001 (2019).
- [34] A. Pal and V. Prasad, First passage under stochastic resetting in an interval, *Phys. Rev. E* **99**, 032123 (2019).
- [35] A. Chechkin and I. Sokolov, Random search with resetting: a unified renewal approach, *Phys. Rev. Lett.* **121**, 050601 (2018).
- [36] L. Kuśmierz and E. Gudowska-Nowak, Subdiffusive continuous-time random walks with stochastic resetting, *Phys. Rev. E* **99**, 052116 (2019).
- [37] S. Belan, Restart could optimize the probability of success in a bernoulli trial, *Phys. Rev. Lett.* **120**, 080601 (2018).
- [38] A. Pal, I. Eliazar, and S. Reuveni, First passage under restart with branching, *Phys. Rev. Lett.* **122**, 020602 (2019).
- [39] B. De Bruyne, J. Randon-Furling, and S. Redner, Optimization in first-passage resetting, *Phys. Rev. Lett.* **125**, 050602 (2020).
- [40] V. Domazetoski, A. Masó-Puigdellosas, T. Sandev, V. Méndez, A. Iomin, and L. Kocarev, Stochastic resetting on comblike structures, *Phys. Rev. Research* **2**, 033027 (2020).
- [41] D. Boyer, M. R. Evans, and S. N. Majumdar, Long time scaling behaviour for diffusion with resetting and memory, *J. Stat. Mech.* **2017**, 023208 (2017).
- [42] P. Singh and A. Pal, Extremal statistics for stochastic resetting systems, *Physical Review E* **103**, 052119 (2021).
- [43] O. Tal-Friedman, A. Pal, A. Sekhon, S. Reuveni, and Y. Roichman, Experimental realization of diffusion with stochastic resetting, *J. Phys. Chem. Lett.* **11**, 7350 (2020).
- [44] B. Besga, A. Bovon, A. Petrosyan, S. N. Majumdar, and S. Ciliberto, Optimal mean first-passage time for a brownian searcher subjected to resetting: experimental and theoretical results, *Phys. Rev. Research* **2**, 032029 (2020).
- [45] N. N. Taleb, *The Black Swan: The Impact of the Highly Improbable*, Vol. 2 (Random House, 2007).
- [46] P. J. Brockwell, The extinction time of a birth, death and catastrophe process and of a related diffusion model, *Adv. Appl. Prob.* , 42 (1985).
- [47] S. Dharmaraja, A. Di Crescenzo, V. Giorno, and A. G. Nobile, A continuous-time ehrenfest model with catastrophes and its jump-diffusion approximation, *J. Stat. Phys.* **161**, 326 (2015).
- [48] A. Di Crescenzo, V. Giorno, A. G. Nobile, and L. M. Ricciardi, On the m/m/1 queue with catastrophes and

- its continuous approximation, *Queueing Syst.* **43**, 329 (2003).
- [49] A. Di Crescenzo, V. Giorno, B. K. Kumar, and A. G. Nobile, A double-ended queue with catastrophes and repairs, and a jump-diffusion approximation, *Meth. Comput. Appl. Probab.* **14**, 937 (2012).
- [50] O. Peters, The ergodicity problem in economics, *Nat. Phys.* **15**, 1216 (2019).
- [51] V. Stojkoski, Z. Utkovski, L. Basnarkov, and L. Kocarev, Cooperation dynamics in networked geometric brownian motion, *Phys. Rev. E* **99**, 062312 (2019).
- [52] M. Nirei and W. Souma, Income distribution and stochastic multiplicative process with reset event, in *The Complex Dynamics of Economic Interaction* (Springer, 2004) pp. 161–168.
- [53] F. Guvenen, Learning your earning: Are labor income shocks really very persistent?, *Am. Econ. Rev.* **97**, 687 (2007).
- [54] S. Aoki and M. Nirei, Zipf’s law, pareto’s law, and the evolution of top incomes in the united states, *Am. Econ. J. Macroecon.* **9**, 36 (2017).
- [55] X. Gabaix, J.-M. Lasry, P.-L. Lions, and B. Moll, The dynamics of inequality, *Econometrica* **84**, 2071 (2016).
- [56] S. G. Kou, A jump-diffusion model for option pricing, *Manage. Sci.* **48**, 1086 (2002).
- [57] B. Derrida, Random-energy model: An exactly solvable model of disordered systems, *Phys. Rev. B* **24**, 2613 (1981).
- [58] V. Stojkoski, T. Sandev, L. Basnarkov, L. Kocarev, and R. Metzler, Generalised geometric brownian motion: Theory and applications to option pricing, *Entropy* **22**, 1432 (2020).
- [59] Y. He, S. Burov, R. Metzler, and E. Barkai, Random time-scale invariant diffusion and transport coefficients, *Physical Review Letters* **101**, 058101 (2008).
- [60] T. Akimoto, E. Barkai, and K. Saito, Universal fluctuations of single-particle diffusivity in a quenched environment, *Physical review letters* **117**, 180602 (2016).
- [61] S. N. Majumdar, A. Pal, and G. Schehr, Extreme value statistics of correlated random variables: a pedagogical review, *Phys. Rep.* **840**, 1 (2020).
- [62] O. Peters and A. Adamou, The sum of log-normal variates in geometric brownian motion, *arXiv preprint arXiv:1802.02939* (2018).
- [63] T. Gueudré, A. Dobrinevski, and J.-P. Bouchaud, Explore or exploit? a generic model and an exactly solvable case, *Phys. Rev. Lett.* **112**, 050602 (2014).
- [64] J.-P. Bouchaud and M. Mézard, Wealth condensation in a simple model of economy, *Physica A* **282**, 536 (2000).
- [65] Y. Berman, O. Peters, and A. Adamou, Wealth inequality and the ergodic hypothesis: Evidence from the united states, Available at SSRN 2794830 (2020).
- [66] Time to move beyond average thinking, *Nat. Phys.* **15**, 1207 (2019).
- [67] O. Peters, Optimal leverage from non-ergodicity, *Quant. Finance* **11**, 1593 (2011).
- [68] E. Baskin and A. Iomin, Superdiffusion on a comb structure, *Phys. Rev. Lett.* **93**, 120603 (2004).
- [69] T. Sandev, A. Iomin, and L. Kocarev, Hitting times in turbulent diffusion due to multiplicative noise, *Phys. Rev. E* **102**, 042109 (2020).

## Supplemental Material for “Geometric Brownian Motion under Stochastic Resetting: A Stationary yet Non-ergodic Process”

Viktor Stojkoski, Trifce Sandev, Ljupco Kocarev, and Arnab Pal

In this Supplemental Material, we provide detailed derivation of some of the results highlighted in the main text. In addition, supporting results are presented.

### SM1. CALCULATION OF MOMENTS FOR SRGBM

In the main text we showed how to derive the moments of srGBM using the law of total expectation. In this section, we present alternative derivations for the moments using Fokker-Planck and a renewal approach respectively.

#### SM1.1. Fokker-Planck approach

The Fokker-Planck equation for the GBM with exponential resetting to the initial position  $P_r(x, t = 0|x_0) = \delta(x - x_0)$  reads

$$\frac{\partial}{\partial t} P_r(x, t|x_0) = -\mu \frac{\partial}{\partial x} x P_r(x, t|x_0) + \frac{\sigma^2}{2} \frac{\partial^2}{\partial x^2} x^2 P_r(x, t|x_0) - r P_r(x, t|x_0) + r P_r(x, t = 0|x_0), \quad (\text{SM1.1})$$

where  $r$  is the rate of resetting to the initial position  $x_0$ . The last two terms in the RHS of Eq. (SM1.1) represent respectively the loss of the probability from position  $x \neq x_0$  due to the resetting and consecutively a gain in the probability at the initial position  $x_0$  from all the other positions in space. Taking Laplace transform on both sides of

Eq. (SM1.1) gives

$$s\hat{P}_r(x, s|x_0) - P_r(x, t=0|x_0) = -\mu \frac{\partial}{\partial x} x \hat{P}_r(x, s|x_0) + \frac{\sigma^2}{2} \frac{\partial^2}{\partial x^2} x^2 \hat{P}_r(x, s|x_0) - r \hat{P}_r(x, s|x_0) + \frac{r}{s} P_r(x, t=0|x_0), \quad (\text{SM1.2})$$

where  $\hat{g}(s) = \mathcal{L}[g(t)] = \int_0^\infty g(t) e^{-st} dt$  is the Laplace transform of  $g(t)$ . Rewriting the above equation, one gets

$$s\hat{P}_r(x, s|x_0) - P_r(x, t=0|x_0) = s \times \frac{1}{s+r} \left[ -\mu \frac{\partial}{\partial x} x \hat{P}_r(x, s|x_0) + \frac{\sigma^2}{2} \frac{\partial^2}{\partial x^2} x^2 \hat{P}_r(x, s|x_0) \right], \quad (\text{SM1.3})$$

which, upon an inverse Laplace transform, gives us the following convoluted equation

$$\frac{\partial}{\partial t} P_r(x, t|x_0) = \frac{\partial}{\partial t} \int_0^t \eta(t-t') \left[ -\mu \frac{\partial}{\partial x} x P_r(x, t'|x_0) + \frac{\sigma^2}{2} \frac{\partial^2}{\partial x^2} x^2 P_r(x, t'|x_0) \right] dt', \quad (\text{SM1.4})$$

where  $\eta(t) = e^{-rt}$ . Note that a similar equation was also used in [58] to explore the properties of a generalized GBM process subject to subdiffusion (without resetting). In what follows, we would like to write a dynamical equation for the moments  $\langle x^m(t) \rangle \equiv \int_0^\infty dx x^m(t) P_r(x, t|x_0)$  using Eq. (SM1.4). To see this, we multiply both sides of Eq. (SM1.4) by  $x^m$  and integrate over  $x$  to find

$$\frac{\partial}{\partial t} \langle x^m(t) \rangle = \left[ \frac{\sigma^2}{2} m(m-1) + \mu m \right] \mu \frac{d}{dt} \int_0^t \eta(t-t') \langle x^m(t') \rangle dt'. \quad (\text{SM1.5})$$

In Laplace space, the solution to this equation reads

$$\langle \hat{x}^m(s) \rangle = \frac{s^{-1}}{1 - \hat{\eta}(s) \left[ \frac{\sigma^2}{2} m(m-1) + \mu m \right]} \langle x^m(0) \rangle, \quad (\text{SM1.6})$$

where  $\hat{\eta}(s) = \frac{1}{s+r}$ . For  $m=1$ , the solution of the equation for the ensemble average (first moment or the mean value) in Laplace space is given by

$$\langle \hat{x}(s) \rangle = \frac{s^{-1}}{1 - \mu \hat{\eta}(s)} \langle x(0) \rangle = \frac{s^{-1}}{1 - \mu/(s+r)} \langle x(0) \rangle, \quad (\text{SM1.7})$$

which can be inverted to obtain the following expression for the mean (assuming the fixed initial condition  $x(0) = x_0$ )

$$\langle x(t) \rangle = \frac{x_0}{\mu - r} \left[ \mu e^{(\mu-r)t} - r \right], \quad (\text{SM1.8})$$

Similarly, for  $m=2$ , using Eq. (SM1.5), we obtain the following equation for the second moment

$$\frac{\partial}{\partial t} \langle x^2(t) \rangle = (\sigma^2 + 2\mu) \frac{d}{dt} \int_0^t \eta(t-t') \langle x^2(t') \rangle dt', \quad (\text{SM1.9})$$

with a solution in Laplace space

$$\langle \hat{x}^2(s) \rangle = \frac{s^{-1}}{1 - (\sigma^2 + 2\mu) \hat{\eta}(s)} \langle x^2(0) \rangle = \frac{s^{-1}}{1 - (\sigma^2 + 2\mu)/(s+r)} \langle x^2(0) \rangle, \quad (\text{SM1.10})$$

which can be inverted to obtain the following expression for the second moment (assuming  $x(0) = x_0$ )

$$\langle x^2(t) \rangle = \frac{x_0^2}{2\mu + \sigma^2 - r} \left[ (2\mu + \sigma^2) e^{(2\mu + \sigma^2 - r)t} - r \right]. \quad (\text{SM1.11})$$

Finally, inverting Eq. (SM1.6), we arrive at Eq. (5) as was mentioned in the main text.



### SM1.2. Renewal approach

It is now well understood that resetting is a renewal process in the sense the process erases its memory after each resetting. This leads to an advantage since the solution of the reset-process  $P_r(x, t|x_0, 0)$  can be written in terms of the underlying reset-free process  $P_0(x, t|x_0, 0)$ . Following [11], we can write

$$P_r(x, t|x_0, 0) = e^{-rt} P_0(x, t|x_0, 0) + \int_0^t r e^{-ru} P_0(x, u|x_0, 0) du, \quad (\text{SM1.12})$$

which is essentially (6) in the main text. This equation can be interpreted in terms of a renewal process, i.e., each resetting event to the initial position  $x_0$  renews the process at a rate  $r$ . Between two consecutive renewal events, the particle undergoes its original dynamics. In fact Eq. (SM1.12) can also be obtained from Eq. (SM1.4) using a subordination approach used in [58]. To show this, note that the solution of Eq. (SM1.4) can be represented by the subordination integral

$$P_r(x, t|x_0) = \int_0^\infty P_0(x, u|x_0) h(u, t) du, \quad (\text{SM1.13})$$

where  $h(u, t)$  is a subordination function. For the present case of exponential waiting time for resetting, the subordination function for srGBM reads, see Ref. [58],

$$\hat{h}(u, s) = \frac{1}{s\hat{\eta}(s)} e^{-\frac{u}{\hat{\eta}(s)}} = \frac{s+r}{s} e^{-u(s+r)} \rightarrow h(u, t) = e^{-rt} \delta(t-u) + r e^{-ru} \theta(t-u). \quad (\text{SM1.14})$$

Thus

$$P_r(x, t|x_0) = \int_0^\infty P_0(x, t|x_0, 0) [e^{-rt} \delta(t-u) + r e^{-ru} \theta(t-u)] du \quad (\text{SM1.15})$$

from where we recover the renewal form given in Eq. (SM1.12). Taking Laplace transform on the both sides of the above equation gives

$$\hat{P}_r(x, s|x_0) = \hat{P}_0(x, s+r|x_0) + \frac{r}{s} \hat{P}_0(x, s+r|x_0) = \frac{s+r}{s} \hat{P}_0(x, s+r|x_0), \quad (\text{SM1.16})$$

where  $\hat{P}_0(x, s)$  is the Laplace transform of the underlying propagator. By multiplying Eq. (SM1.16) with  $x^m(t)$  and integrating out  $x$ , the  $m$ -th moment of srGBM in Laplace space can be written as

$$\langle \hat{x}^m(s) \rangle = \frac{s+r}{s} \langle \hat{x}^m(s) \rangle_{r=0}, \quad (\text{SM1.17})$$

where  $\langle \hat{x}^m(s) \rangle_{r=0}$  is the  $m$ -th moment without resetting in the Laplace space. Note that the equations derived so far do not depend on the specific choice of underlying dynamics. Moving forward, we will turn our focus to the GBM process. In particular, the GBM-propagator reads

$$P_0(x, t|x_0, 0) = \frac{1}{x\sqrt{2\pi\sigma^2 t}} \exp\left(-\frac{\left[\log\left(\frac{x}{x_0}\right) - \left(\mu - \frac{\sigma^2}{2}\right)t\right]^2}{2\sigma^2 t}\right), \quad (\text{SM1.18})$$

which is a log-normal distribution. The moments, obtained from Eq. (SM1.18), read

$$\langle x^m(t) \rangle_{r=0} = x_0^m e^{(\sigma^2 m(m-1)/2 + \mu m)t}. \quad (\text{SM1.19})$$

Computing the Laplace transforms  $\langle \hat{x}^m(s) \rangle_{r=0}$  from above and substituting into Eq. (SM1.17) gives us the moments of srGBM in Laplace space. Inverting them, we recover the results as derived in the previous subsection.

## SM2. FULL EXPRESSION FOR THE STATIONARY DISTRIBUTION

In this section, we provide the full expressions for the steady state. To this end, we recall Eq. (SM1.12) and take the limit  $t \rightarrow \infty$ . The first term on the RHS of Eq. (SM1.12) drops out and we are left with

$$P_r^{ss}(x|x_0) = \lim_{t \rightarrow \infty} P_r(x, t|x_0) = \int_0^\infty r e^{-ru} P_0(x, u|x_0, 0) du = r \hat{P}_0(x, r|x_0). \quad (\text{SM2.1})$$

Thus to compute the steady state, we need the Laplace transform of the underlying propagator. In particular, for GBM, they can be computed from Eq. (SM1.18). Eventually, we have

$$\hat{P}_0(x, s|x_0) = \frac{1}{\sqrt{(\mu - \sigma^2/2)^2 + 2\sigma^2 s}} \begin{cases} \left(\frac{x}{x_0}\right)^{-\frac{\sqrt{(\mu - \sigma^2/2)^2 + 2\sigma^2 s} - (\mu - \sigma^2/2)}{\sigma^2} - 1}, & x > x_0, \\ \left(\frac{x}{x_0}\right)^{\frac{\sqrt{(\mu - \sigma^2/2)^2 + 2\sigma^2 s} + (\mu - \sigma^2/2)}{\sigma^2} - 1}, & x \leq x_0. \end{cases} \quad (\text{SM2.2})$$

Thus, using Eq. (SM2.1), we arrive at the following expressions for the non-equilibrium steady state for srGBM

$$P_r^{ss}(x|x_0) = \frac{r\sigma^2}{\alpha\sigma^2 + (\mu - \frac{\sigma^2}{2})} \begin{cases} \left(\frac{x}{x_0}\right)^{-\alpha-1}, & x > x_0, \\ \left(\frac{x}{x_0}\right)^{\alpha+2(\mu - \frac{\sigma^2}{2})-1}, & x \leq x_0, \end{cases} \quad (\text{SM2.3})$$

where

$$\alpha = \frac{-(\mu - \sigma^2/2) + \sqrt{(\mu - \sigma^2/2)^2 + 2r\sigma^2}}{\sigma^2}, \quad (\text{SM2.4})$$

is the shape parameter. The right tail ( $x > x_0$ ) of this result has been highlighted in Eq. (8) in the main text.

### SM3. CALCULATION OF MOMENTS FOR THE SRGBM GROWTH RATE

Here we derive the moments of the srGBM growth rate given in Eqs. (15) and (16). We start by noting that the estimator of the growth rate when  $N = 1$  can be found by inputting Eq. (3) in Eq. (10), i.e.,

$$g_{est}(t, N = 1) = \left(\mu - \frac{\sigma^2}{2}\right) \left(1 - \frac{t_l}{t}\right) + \frac{\sigma}{t} (W(t) - W(t_l)), \quad (\text{SM2.5})$$

where for simplicity we have set  $x(0) = 1$ . In order to derive the moments of srGBM, we are going to utilize three basic properties of the Wiener process. That is, the process is characterized with a first moment,  $\langle W(t) \rangle = 0$ , second moment  $\langle W^2(t) \rangle = t$ , and a covariance  $\langle W(t)W(s) \rangle = \min\{t, s\}$ .

Using this information, we can average Eq. (SM2.5) first with respect to the Wiener noise, and then with respect to  $t_l$  to get the first moment

$$\langle g_{est}(t, N = 1) \rangle = \left(\mu - \frac{\sigma^2}{2}\right) \left(1 - \frac{\langle t_l \rangle}{t}\right). \quad (\text{SM2.6})$$

To derive the variance, we first square Eq. (SM2.5), and get

$$g_{est}^2(t, N = 1) = \left(\mu - \frac{\sigma^2}{2}\right)^2 \left(1 - \frac{t_l}{t}\right)^2 + 2\left(\mu - \frac{\sigma^2}{2}\right) \left(1 - \frac{t_l}{t}\right) \frac{\sigma}{t} (W(t) - W(t_l)) + \frac{\sigma^2}{t^2} (W(t) - W(t_l))^2. \quad (\text{SM2.7})$$

Again, we take the average of Eq. (SM2.7) first with respect to the Wiener noise, and then with respect to  $t_l$ . The computation goes as follows

$$\langle g_{est}^2(t, N = 1) \rangle = \left(\mu - \frac{\sigma^2}{2}\right)^2 \left\langle \left(1 - \frac{t_l}{t}\right)^2 \right\rangle + 2\left(\mu - \frac{\sigma^2}{2}\right) \left(1 - \frac{\langle t_l \rangle}{t}\right) \frac{\sigma}{t} (\langle W(t) \rangle - \langle W(t_l) \rangle) + \frac{\sigma^2}{t^2} \langle (W(t) - W(t_l))^2 \rangle \quad (\text{SM2.8})$$

$$= \left(\mu - \frac{\sigma^2}{2}\right)^2 \left\langle \left(1 - \frac{t_l}{t}\right)^2 \right\rangle + \frac{\sigma^2}{t^2} (\langle W^2(t) \rangle - \langle W(t)W(t_l) \rangle + \langle W^2(t_l) \rangle) \quad (\text{SM2.9})$$

$$= \left(\mu - \frac{\sigma^2}{2}\right)^2 \left\langle \left(1 - \frac{t_l}{t}\right)^2 \right\rangle + \frac{\sigma^2}{t} \left(1 - \frac{\langle t_l \rangle}{t}\right). \quad (\text{SM2.10})$$

where we have used properties of the Wiener process. Finally, variance of  $g_{est}(t, N = 1)$ , as given in Eq. (16) in the main text, is recovered from the following

$$\text{Var}[g_{est}(t, N = 1)] = \langle g_{est}^2(t, N = 1) \rangle - \langle g_{est}(t, N = 1) \rangle^2 \quad (\text{SM2.11})$$

$$= \left( \mu - \frac{\sigma^2}{2} \right)^2 \frac{\text{Var}[t_l]}{t^2} + \frac{\sigma^2}{t} \left( 1 - \frac{\langle t_l \rangle}{t} \right), \quad (\text{SM2.12})$$

where  $\text{Var}[t_l] = \langle t_l^2 \rangle - \langle t_l \rangle^2$ .

#### SM4. ERGODICITY BREAKING FOR ARBITRARY $N$

In this section, we present a proof that the time averaged growth rate  $\bar{g} = \lim_{t \rightarrow \infty} g_{est}(t, N)$  becomes zero for an arbitrary finite sample size  $N$ . The proof for  $N = 1$  was given in the main text. Here, the proof is done by using extreme value theories. In particular, we show that  $\bar{g}$  is bounded from above and below, and that these bounds coincide. The upper bound can be shown by observing that for a fixed  $t$  and sample size  $N$

$$g_{est}(t, N) \leq \max_i \frac{1}{t} \log x_i(t) = \max_i g_{est}^{[i]}(t, N = 1), \quad (\text{SM4.1})$$

since the system size is finite. Taking the limit with respect to time, it follows that

$$\bar{g} \leq \max_i \lim_{t \rightarrow \infty} g_{est}^{[i]}(t, N = 1) = 0. \quad (\text{SM4.2})$$

In a similar manner, for the lower bound we have

$$\bar{g} \geq \min_i \lim_{t \rightarrow \infty} g_{est}^{[i]}(t, N = 1) = 0. \quad (\text{SM4.3})$$

Hence, the bounds for  $\bar{g}$  saturate to a threshold which is zero implying  $\bar{g} = 0$  for any fixed sample size.

#### SM5. PROOF FOR MINIMUM CRITICAL SELF-AVERAGING TIME

In this section, we investigate, in details, the behavior of  $t_c$  as a function of the sample size  $N$  and the resetting rate. To this end, we compute  $t_c$  using Eq. (19) in the main text. Our study shows that for large sample sizes  $N \gg 1$ ,  $t_c(r)$  is a decreasing function with respect to  $r$  for  $r < \mu$  and an increasing function when  $\mu < r < 2\mu + \sigma^2$ . Moreover, we can show that  $t_c$  is minimized at a value  $r^* = \mu$  for large  $N$ . We discuss each case in the following.

Case I ( $r < \mu$ ): In this case, both the ensemble average (SM1.8) and the second moment Eq. (SM1.11) are divergent. Thus, we can respectively approximate them as

$$\langle x(t) \rangle \approx \frac{\mu}{\mu - r} \exp[(\mu - r)t] x_0, \quad (\text{SM5.1})$$

and

$$\langle x^2(t) \rangle \approx \frac{2\mu + \sigma^2}{2\mu + \sigma^2 - r} \exp[(2\mu + \sigma^2 - r)t] x_0^2. \quad (\text{SM5.2})$$

Putting these two equations in Eq. (19) we get

$$t_c \approx \frac{1}{r + \sigma^2} \log \left[ (N + 1) \frac{\mu^2(2\mu + \sigma^2 - r)}{(\mu - r)^2(2\mu + \sigma^2)} \right]. \quad (\text{SM5.3})$$

For a large enough sample this reduces to

$$t_c \approx \frac{1}{r + \sigma^2} \log[(N + 1)], \quad (\text{SM5.4})$$

which is a decreasing function of  $r$ . This is shown in Fig. 3a in the main text.

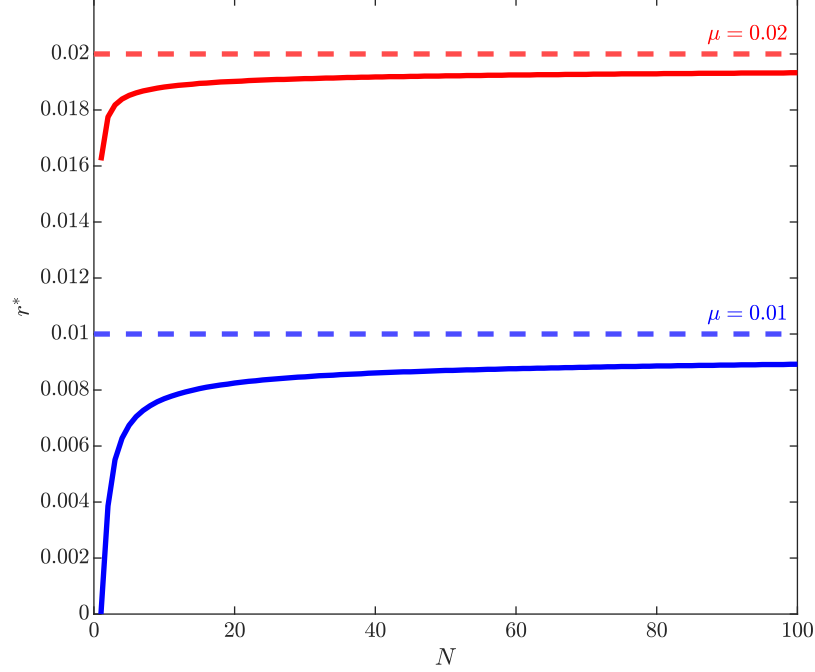


FIG. SM5.1. **Optimal resetting rate as a function of sample size  $N$ .** Solid lines depict numerical estimations for the optimal resetting rate  $r^*$  that minimizes the critical self-averaging time as a function of the sample size  $N$ . The dashed horizontal lines indicate the respective limiting values (i.e.,  $\mu$ ) where  $r^*$  saturates to. We set  $\sigma^2 = 0.01$ .

Case II ( $\mu < r < 2\mu + \sigma^2$ ): In this regime, the ensemble average, given by Eq. (SM1.8), is convergent, whereas the second moment, given by Eq. (SM1.11), remains divergent. Then, the ensemble average is approximated as

$$\langle x(t) \rangle \approx \frac{r}{r - \mu} x_0, \quad (\text{SM5.5})$$

while the evolution of the second moment remains the same as in Eq. (SM5.2). Putting these two equations in Eq. (19), we find the critical self-averaging time to be

$$t_c \approx \frac{1}{2\mu + \sigma^2 - r} \log \left[ (N + 1) \frac{r^2(2\mu + \sigma^2 - r)}{(r - \mu)^2(2\mu + \sigma^2)} \right]. \quad (\text{SM5.6})$$

Again, for a large enough sample the above equation reads

$$t_c \approx \frac{1}{2\mu + \sigma^2 - r} \log [(N + 1)]. \quad (\text{SM5.7})$$

which is clearly an increasing function of  $r$ , as can be seen in Fig. 3a in the main text.

Case III ( $r = \mu$ ): Since  $t_c$  is a decreasing function of resetting rate  $r$  when  $r < \mu$  and an increasing function when  $\mu < r < 2\mu + \sigma^2$ , it must be the case that the function attains a local minimum on the interval  $[0, 2\mu + \sigma^2]$  at the point  $r = \mu$ . For a small sample size, the optimal resetting rate  $r^*$  that minimizes  $t_c$ , is weakly dependent on the sample size  $N$ . We depict this dependence in Fig. SM5.1 for different values for the drift  $\mu$ . It can be easily observed that even for  $N = 1$ ,  $r^*$  is very close to  $\mu$ . Also,  $r^*$  converges fast to the magnitude of the drift as we increase the sample size. Optimization of  $t_c$  with respect to resetting rate  $r$  is one of the central features of this work.



## SM6. PROOF FOR SELF-AVERAGING IN THE ANNEALED REGIME

When  $r > 2\mu + \sigma^2$ , both the ensemble average and the second moment are convergent. In this case, in the long time limit the second moment is convergent and reads

$$\langle x^2(t) \rangle \approx \frac{r}{r - 2\mu - \sigma^2} x_0, \quad (\text{SM5.1})$$

By combining the above equation with Eq. (SM5.5), we get that the long time relative variance in this regime is approximately constant

$$R_N(t) \approx \frac{1}{N} \left( \frac{(r - \mu)^2}{r(r - 2\mu - \sigma^2)} - 1 \right). \quad (\text{SM5.2})$$

Self-averaging will always occur in the system if  $R_N(t)$  in Eq. (SM5.2) is less than one. This leads to the condition

$$N > \frac{\mu^2 + r\sigma^2}{(r - 2\mu - \sigma^2)r}, \quad (\text{SM5.3})$$

which was mentioned in the main text.

## SM7. METHODS OF SIMULATION

This section sketches out the steps of the numerical simulations that is used in the paper. The basic ingredient is to generate a trajectory using Eq. (1) in the main text. This is done via a Langevin method. To obtain the distribution of the position of the particle at time  $t$ , we discretize the time  $t = n \Delta t$ , where  $n$  is an integer. We initialize the position of the particle at  $x(0) = 1$ , and then, at each step ( $\tau = 1, \dots, n$ ), the particle can either reset or it can evolve according to the laws of GBM. Thus,

1. with probability  $1 - r \Delta t$  ( $r$  is the rate of resetting), the particle undergoes GBM so that

$$x(\tau \Delta t) = x((\tau - 1) \Delta t) + x((\tau - 1) \Delta t) \left[ \mu + \sigma \sqrt{\Delta t} \eta(\tau \Delta t) \right], \quad (\text{SM5.4})$$

where  $\eta(\Delta t)$  is a Gaussian random variable with mean 0 and variance 1, and  $\Delta t$  is the microscopic time step.

2. With complementary probability  $r \Delta t$ , resetting to unity occurs such that

$$x(\tau \Delta t) = x(0) = 1. \quad (\text{SM5.5})$$

Sample average: Next, we compute the sample average by generating  $N$  independent and identical copies of the Langevin simulation, i.e.,

$$\langle x(\tau \Delta t) \rangle_N = \frac{\sum_i^N x_i(\tau \Delta t)}{N}. \quad (\text{SM5.6})$$

As described in the main text,  $\langle x(\tau \Delta t) \rangle_N$  will resemble the ensemble average as long as  $\tau \Delta t < t_c$ , and afterwards it will collapse to its time-average behavior.

Estimation of  $P_{1\%}$ : Finally, to compute the probability of observing a microstate that is among the largest 1%,  $P_{1\%}$ , we first relabel the  $N$  trajectories. Concretely, without loss of generality we assume that  $x_1(\tau \Delta t) \geq x_2(\tau \Delta t) \geq \dots \geq x_N(\tau \Delta t)$ . Then,  $P_{1\%}(\tau \Delta t)$  in the period  $\tau \Delta t$  is estimated as

$$P_{1\%}(\tau \Delta t) = \frac{\sum_i^{N/100} x_i(\tau \Delta t)}{\sum_i^N x_i(\tau \Delta t)}. \quad (\text{SM5.7})$$