

# A resolution of the problem of additional boundary conditions

Hai-Yao Deng and Egor A. Muljarov

School of Physics and Astronomy, Cardiff University, 5 The Parade, Cardiff CF24 3AA, Wales, United Kingdom

Maxwell's boundary conditions (MBCs) were long known insufficient to determine the interaction of light with spatially dispersive medium. Supplementing MBCs with additional boundary conditions (ABCs) has become a normal yet controversial practice. Here the problem is solved by carefully analyzing some subtle aspects of a physical surface. A generic formalism based on a non-local susceptibility is presented for handling the interaction of light with the surfaces of an arbitrary medium and applied to study the traditional problem of exciton polaritons. We show that ABCs can always be contrived to fit the theory but they can by no means be construed as intrinsic surface characteristics, which are instead captured by a *surface response function*. Methods for experimentally extracting the spatial profile of this function are proposed.

**Introduction.** A light wave incident upon a dielectric gets partly reflected and partly transmitted. The textbook approach [1, 2] to determining the reflection and transmission amplitudes, denoted by  $E_r$  and  $E_t$ , respectively, proceeds by writing down separately the expression for the waves in the vacuum and that in the dielectric, and then join them with Maxwell's boundary conditions (MBCs) at the surface. For instance, for a monochromatic beam normally incident on a medium [Fig. 1 (a)] with frequency  $\omega$  and wavenumber  $k_0 = \omega/c$ , where  $c$  the speed of light in vacuum, one may write, omitting the time dependence  $e^{-i\omega t}$ , for the electric field  $E(z < 0) = e^{ik_0 z} + E_r e^{-ik_0 z}$  and  $E(z > 0) = E_t e^{ikz}$ . Here  $k$  is the transmitted wavenumber, satisfying  $\epsilon = (k/k_0)^2$ , where  $\epsilon$  is the dielectric constant. MBCs dictate the continuity of  $E(z)$  and its derivative  $E'(z)$ , which determines  $E_r$  and  $E_t$ .

In 1957, Pekar claimed that MBCs were insufficient to determine the optical responses of a system of excitons [3], for which  $\epsilon$  is not a constant but a function of  $k$ . In the Lorentz oscillator model (LOM) [4, 5], one takes

$$\epsilon(k) \approx \epsilon_b + Q^2/(k^2 - q^2). \quad (1)$$

Here  $\epsilon_b$  denotes a background contribution,  $Q = \sqrt{2M\Delta/\hbar^2}$  and  $q = \sqrt{2M(\omega + i\gamma - \omega_{ex})/\hbar}$ , with  $\Delta$ ,  $\omega_{ex}$ ,  $M$  and  $\gamma$  being the exciton longitudinal-transverse splitting, transition energy, effective mass, and damping rate, respectively, and  $\hbar$  is the reduced Planck constant. Waves propagating through such medium fulfill

$$\epsilon(k) = (k/k_0)^2, \quad (2)$$

which admits two solutions  $k_1$  and  $k_2$  representing waves propagating to the right and two other solutions  $k_3 = -k_1$  and  $k_4 = -k_2$  to the left. Pekar hence wrote  $E(z > 0) = \sum_{j=1,2} E_j e^{ik_j z}$ , where  $E_j$  is the amplitude for the  $j$ -th transmitted wave, ending up with three unknowns,  $E_r$ ,  $E_1$  and  $E_2$  but only two MBCs. He then introduced an additional boundary condition (ABC), imposing that the exciton polarization vanish at the surface, to determine all the amplitudes.

The practice of supplementing MBCs with ABCs has since been widely – and sometimes unwittingly – adopted for dealing with spatially dispersive media [6, 7]. Though popular, ABCs are unjustified and disputed [8–13]. Indeed, a zoo of ABCs, in addition to Pekar's original one, have been proposed in the literature [14], while no *a priori* criteria exists regarding

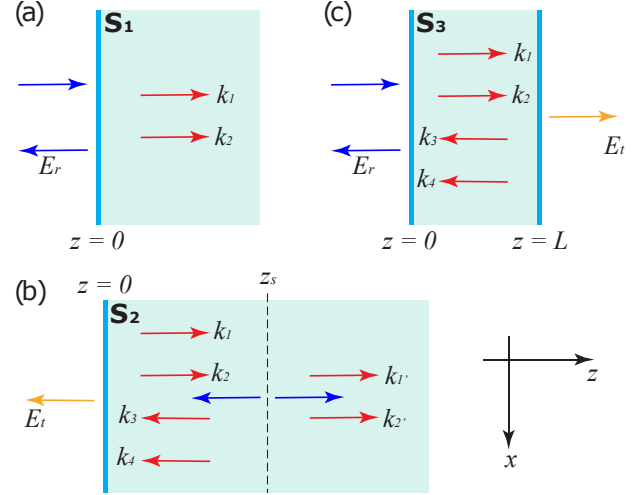


FIG. 1. Schematic of setups: (a) Setup  $S_1$  where light incidents from vacuum upon an semi-infinite medium (SIM), (b) Setup  $S_2$  where light is radiated from a source located at  $z = z_s > 0$  inside a SIM, and (c) Setup  $S_3$  where light incidents from vacuum on a slab. The wave numbers  $k_\alpha$  solve Eq. (2).

which ABC should be selected for a given physical system. They are more of an experimental fitting machinery than a theoretical device. Efforts to remove ABCs without imposing extra approximations have failed so far [15–20].

We contend that the current need of ABCs rests with an incomplete macroscopic view on physical boundaries such as surfaces and interfaces [21, 22]. Here, we rectify this view and resolve the ABC problem. We derive a macroscopic theory for handling the optical responses of an arbitrary bounded medium without the need of ABCs. The theory is then applied to study the long-standing problem of exciton polaritons within the LOM – extensions [9, 23] are discussed in Ref. [24] – for three setups,  $S_1$ ,  $S_2$  and  $S_3$ , see Fig. 1. The physical effects of a surface are shown totally contained in a *surface response function*  $\mathcal{R}(z)$ , which gauges the response of a surface to incoming polarization waves generated at a distance  $z$  from the surface. We show that for each setup a set of ABCs can be derived to fit the theory, but no single set applies to all setups even with the same material. In addition,  $S_1$  is shown insensitive to the full profile of  $\mathcal{R}(z)$  but only probes some av-

erage, whereas  $S_2$  and  $S_3$  detect  $\mathcal{R}(z)$  in full and can be used for experimentally extracting it.

*A macroscopic description of surfaces.* We first establish the macroscopic limit of a physical surface. As usual, we assume that the wavelength of incident light is much larger than the thickness  $d_s$  of the surface region – which is to be defined more precisely later – so that MBCs make sense [1]. On a macroscopic scale  $\Lambda \sim 2\pi/k_0$ , the surface region appears extremely thin and traditionally it is regarded as a simple geometrical separation between the vacuum and the interior of the medium. This geometrical view, though intuitive and appealing, carries the risk of overlooking the physical nature of surfaces. Here we adopt the view that a surface, however thin, is a physical region within which physical quantities undergo rapid yet regular variations. While this view itself is not new [2] and seems self-evident, the ensuing consequences of it are subtle and have not been fully appreciated.

We start with the microscopic view on a surface. For clarity, let us consider a semi-infinite medium (SIM) occupying the half space  $z \geq 0$ . The vacuum occupies the other half space  $z < 0$ . Now if we look at the motions of the charges in the medium, it is expected that the charges experience a different environment as they are nearing the boundary. We may quantify the difference by a potential  $\phi_s(z)$ , which should vary significantly near the boundary but be a constant elsewhere. The global system, viz., the medium plus the vacuum, then naturally divides into three regions: the vacuum  $z < 0$ , where  $\phi_s$  is a large constant, the surface region  $0 \leq z < d_s$ , where  $\phi_s$  varies significantly, and the bulk region  $z > d_s$ , where  $\phi_s = 0$ .

To describe the dielectric responses of the global system, we look at the electric polarization  $e^{i(\mathbf{k}\cdot\mathbf{r}-\omega t)}\mathbf{p}(z)$  induced in it by an electric field  $e^{i(\mathbf{k}\cdot\mathbf{r}-\omega t)}\mathbf{E}(z)$  present therein. Here, translational symmetry along the surface plane,  $\mathbf{r} = (x, y)$  has been assumed and  $\mathbf{E}$  represents the total electric field. For linear responses, one can write  $p_\mu(z) = \sum_\nu \int_{-\infty}^{\infty} dz' s_{\mu\nu}(z, z') E_\nu(z')$ , where  $\mu, \nu = x, y, z$  label the components of  $\mathbf{p}$  and  $\mathbf{E}$  and  $s_{\mu\nu}$  denotes the non-local susceptibility tensor. Physically,  $s_{\mu\nu}(z, z')$  describes the polarization wave induced by an electric field of unit strength localized at  $z'$ . It vanishes for  $z$  lying in vacuum since there is no polarization in vacuum. So does it for  $z'$  lying in vacuum because an electric field located in vacuum cannot directly excite any polarization. Thus, the integration can be restricted to the medium.

We note that the functional form of  $s_{\mu\nu}(z, z')$  can be fixed not just for  $z$  and  $z'$  both lying in the vacuum but also for them in the bulk region (i.e.  $z, z' > d_s$ ). The reason is that in the bulk  $\phi_s$  does not appear in the equations governing the dynamics of the charges. These equations in this region can usually be solved at least formally and their general solutions can be determined up to a set of *surface characteristic quantities*, which characterize surface scattering effects and depend on both the nature of the dynamics and the details of a surface. Let us write  $s_{\mu\nu}(z > d_s, z' > d_s) = S_{\mu\nu}(z, z')$ , which solves the dynamic equations in the bulk. We also define  $\mathbf{P}(z)$  by  $P_\mu(z) = \sum_\nu \int_0^\infty dz' S_{\mu\nu}(z, z') E_\nu(z')$ . Now that  $s$  and  $S$  differ only in the surface region, we have  $p_\mu(z > d_s) = P_\mu(z)$  with an error  $[ \sim O(k_0 d_s) ]$  negligible in the macroscopic limit.

Thus,  $\mathbf{p}$  vanishes in the vacuum and amounts to  $\mathbf{P}$  in the

bulk, but it remains undetermined in the surface region. To determine  $\mathbf{p}$  in this region, the obvious but impractical option is to solve the full dynamical equations in this region, which requires the microscopic details of a surface that are unknown in reality. Fortunately, the macroscopic limit of  $\mathbf{p}$  concerned here can be determined without such details. To show this, let us introduce a set of phenomenological functions  $w_\mu(z)$  so that  $p_\mu(z) = w_\mu(z)P_\mu(z)$ . By definition,  $w_\mu(z)$  smoothly evolves from zero to unity as  $z$  travels across the surface from the vacuum into the bulk. The exact form of  $w_\mu$  depends on the microscopic details of a surface. Nevertheless, on the macroscopic scale, where the surface region appears infinitely thin (i.e.  $d_s/\Lambda \rightarrow 0_+$ ), the microscopic variations become irrelevant after a standard coarse-graining and  $w_\mu(z)$  degenerates into the Heaviside step function  $\theta(z)$ , i.e.  $\theta(z > 0) = 1$  and  $\theta(z \leq 0) = 0$ . In this way,  $\mathbf{p}(z)$  is fixed also in the surface region and hence throughout the system. There is no need to treat the vacuum and the bulk separately any more and the issue of ABCs is resolved. Generalization of the reasoning to other geometries such as a slab is straightforward.

*Interaction with light.* Omitting the factor  $e^{i(\mathbf{k}\cdot\mathbf{r}-\omega t)}$ , the polarization charge density is obtained as  $\rho(z) = -\nabla \cdot \mathbf{p}(z)$ , where  $\nabla = (i\mathbf{k}, \partial_z)$ , and the current density as  $\mathbf{j}(z) = -i\omega\mathbf{p}(z)$ . For isotropic materials  $S_{\mu\nu}(z, z') = \delta_{\mu\nu}S(z, z')$ , where  $\delta_{\mu\nu}$  denotes the Kronecker symbol, and  $\mathbf{p}(z)$  aligns with  $\mathbf{E}(z)$ . Under normal incidence ( $\mathbf{k} = 0$ ), we may take  $\mathbf{E}(z) = (E(z), 0, 0)$  and  $\mathbf{p}(z > 0) = (P(z), 0, 0)$  without loss of generality. Substituting  $\rho$  and  $\mathbf{j}$  in Maxwell's equations gives [24]

$$E(z) = E_{in}(z) - 4\pi k_0^2 \int dz' G(z - z') P(z'), \quad (3)$$

$$P(z) = \int dz' S(z, z') E(z'), \quad (4)$$

where the integrals are carried over the medium only, the Green's function  $G(z) = \frac{1}{2ik_0} e^{ik_0|z-z'|}$  generates “out-going” waves and  $E_{in}(z) = e^{ik_0 z}$  for incident radiation source located outside the medium (e.g. in  $S_1$  and  $S_3$ ) but differs otherwise (e.g. in  $S_2$ ), see below. In Eq. (4),  $z$  is confined to the medium. One may show that [24], for non-dispersive SIM, for which  $S(z, z') = S\delta(z - z')$  with  $\delta(z - z')$  being the Dirac function, Eq. (3) reproduces the textbook result  $E_r = (\sqrt{\epsilon} - 1)/(\sqrt{\epsilon} + 1)$  with  $\epsilon = 1 + 4\pi S$  being the dielectric constant.

*Excitons by LOM.* In this model, we may write  $S(z, z') = S_b\delta(z - z') + \tilde{S}(z, z')$ , where  $S_b = (\epsilon_b - 1)/4\pi$  represents the background response and  $\tilde{S}$  derives from the excitons. The dynamical equation governing  $\tilde{S}(z, z')$  is the same as that for an infinite medium, which can be established from the second part of Eq. (1). One finds

$$(\partial_z^2 + q^2)\tilde{S}(z, z') = -\frac{Q^2}{4q}\delta(z - z'). \quad (5)$$

The solution suitable for a SIM (i.e.  $S_1$  and  $S_2$ ) must vanish at infinity. It can be written as

$$\tilde{S}(z, z') = S_\infty \left( e^{iq|z-z'|} + \mathcal{R}(z') e^{iq(z+z')} \right). \quad (6)$$

where  $S_\infty = \frac{iQ^2}{8\pi q}$  and  $\mathcal{R}(z)$  is the surface characteristic quantity, which we shall call the *surface response function* (SRF).

The first term in Eq. (6) is actually the Fourier transform of the second part of Eq. (1) and gives the response of an infinite medium. The second term describes polarization waves reflected from the surface. In the widely used dielectric approximation [25, 26], only the first term exists.

The function  $\mathcal{R}(z)$  describes surface scattering effects and serves as a fingerprint for telling one surface from another. It cannot be determined in a macroscopic theory, but can be by resorting to a microscopic surface model or, as shown below, be extracted experimentally.

*Connection with ABCs in SIM.* The excitonic part of the total polarization is given by  $\tilde{P}(z) = \int_0^\infty dz' \tilde{S}(z, z') E(z')$ . Using Eq. (6), one may show that

$$\begin{pmatrix} iq\tilde{P}(0) \\ \tilde{P}'(0) \end{pmatrix} = iqS_\infty \begin{pmatrix} R+1 \\ R-1 \end{pmatrix} \int_0^\infty dz e^{iqz} E(z), \quad (7)$$

where  $R$  is an average of  $\mathcal{R}(z)$ , given by

$$\int_0^\infty dz e^{iqz} E(z) \mathcal{R}(z) = R \int_0^\infty dz e^{iqz} E(z). \quad (8)$$

Note that  $R$  hinges on both  $\mathcal{R}(z)$  and  $E(z)$ , the latter being specific to an experimental setup. Equation (7) implies that

$$\tilde{P}'(0) = \kappa \tilde{P}(0), \quad \kappa = iq \frac{R-1}{R+1}, \quad (9)$$

which has apparently the same form as a general ABC supposedly characterizing a surface [9, 22, 27, 28]. A big caveat here is that  $R$  (and  $\kappa$ ) can not be interpreted as a surface characteristic (material parameter). As aforementioned,  $R$  not just varies from one surface to another but, depending on the details of a setup, could take on different values even for the same surface. In what follows, we show this for the SIM and slab geometry. It shall be seen that Eq. (9) needs to be modified for the latter merely due to the existence of two surfaces, again underlining the fact that  $R$  is not a surface property.

*Results for  $S_1$  and  $S_2$ .* We begin with  $S_1$ , where the incident light impinges on the surface from outside, as depicted in Fig. 1 (a). The solution to Eqs. (3) and (4) is obtained from the ansatz that for  $z$  lying in the medium,  $P(z) = \sum_j P_j e^{ik_j z}$  and  $E(z) = \sum_j E_j e^{ik_j z}$ , where  $\text{Im}(k_j) \geq 0$ . Substituting this in the equations leads to

$$E_j = \frac{4\pi k_0^2}{k_j^2 - k_0^2} P_j, \quad P_j = S_j E_j, \quad S_j = \frac{\epsilon(k_j) - 1}{4\pi}, \quad (10)$$

where  $\epsilon(k)$  is given by Eq. (1), and

$$\sum_{j=1,2} E_j \left( \frac{1}{k_j - q} + \frac{\mathcal{R}_j(q)}{k_j + q} \right) = 0, \quad (11)$$

$$\sum_{j=1,2} E_j (k_j + k_0) = 2k_0, \quad (12)$$

where  $\mathcal{R}_j(q) = -i(q + k_j) \int_0^\infty dz' \mathcal{R}(z') e^{i(q+k_j)z'}$ . Equation (10) does not explicitly involve  $\mathcal{R}_j$  and has the same form as for an infinite medium, in consistency with Ewald-Oseen extinction theorem [29]. Hence,  $k_j$  solves Eq. (2) as proposed by Pekar.

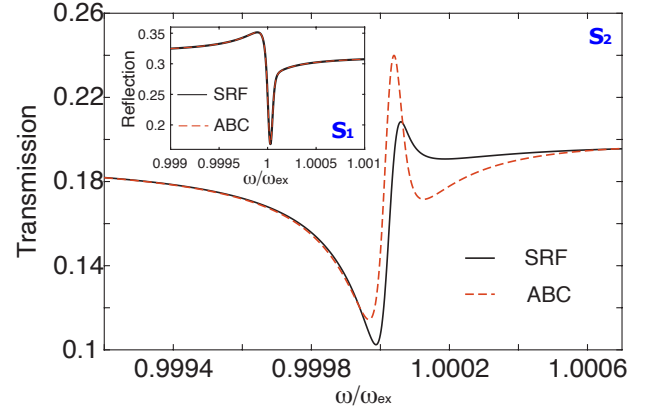


FIG. 2. Transmission  $|E_t|^2 = |E(0)|^2$  of light into vacuum for  $S_2$  with  $\mathcal{R}(z) = -e^{-sz}$ , where  $sQ^{-1} = 0.05 + 0.32i$  and  $z_s Q = 4.75$ , by SRF theory [i.e. Eqs. (15) - (18)] and ABC [i.e. Eqs. (15) - (17), (9) and (14)]. Inset: Reflection  $|E_r|^2$  for  $S_1$ , with  $E_r = E(0) - 1$ , by SRF theory [Eqs. (11) and (12)] and ABC [Eqs. (9) and (14)]. The ABC for  $S_1$ , defined by Eq. (9) with  $R = R_\infty$ , does not fit  $S_2$  even for the same material with the same surface.

Equations (11) and (12) uniquely fix the amplitudes  $E_j$ . The former alone takes care of boundary effects while the latter can be shown equivalent to a MBC.

Inserting the ansatz into Eq. (8) shows that  $\sum_j \frac{E_j \mathcal{R}_j(q)}{k_j + q} = R \sum_j \frac{E_j}{k_j + q}$ . With this, Eq. (11) can be rewritten as

$$\sum_{j=1,2} E_j \left( \frac{1}{k_j - q} + \frac{R}{k_j + q} \right) = 0. \quad (13)$$

which is equivalent to Eq. (9). The equivalence between Eqs. (11) and (13) fixes  $R$ , yielding

$$R = R_\infty = \frac{(k_2 + q)(k_1 - q)\mathcal{R}_1 - (k_2 - q)(k_1 + q)\mathcal{R}_2}{(\mathcal{R}_2 - \mathcal{R}_1)(k_2 - q)(k_1 - q) + 2q(k_1 - k_2)}. \quad (14)$$

The optical responses of the system are obtained by solving Eqs. (10), (11) and (12). An example is shown in the inset of Fig. 2, where the reflection  $|E_r|^2$  is plotted for  $\mathcal{R}(z) = -e^{-sz}$  with  $\text{Re}(s) > 0$ . We see that the results by Eq. (11) are the same as by Eq. (13) for any  $s$  with  $R$  given by Eq. (14).

The above analysis shows that  $S_1$  is not sensitive to the whole profile of  $\mathcal{R}(z)$  but only probes the average  $R_\infty$ . To experimentally extract  $\mathcal{R}(z)$ , it is necessary to analyze setups which detect the full  $\mathcal{R}(z)$ .  $S_2$  and  $S_3$  each suffice for this purpose. In  $S_2$  light is incident from a source located at  $z = z_s > 0$  inside the medium, see Fig. 1 (b), for which we take [24]  $E_{in} = e^{ik_0|z-z_s|}$ . To solve Eqs. (3) and (4), the ansatz is made that  $P(0 < z < z_s) = \sum_\alpha P_\alpha e^{ik_\alpha z}$ ,  $P(z > z_s) = \sum_j P_j e^{ik_j z}$ , and  $E(0 < z < z_s) = \sum_\alpha E_\alpha e^{ik_\alpha z}$  as well as  $E(z > z_s) = \sum_j E_j e^{ik_j z}$ . There is no restrictions on  $k_\alpha$  but  $\text{Im}(k_j) \geq 0$ . Substituting them in the equations reveals that  $E_{\alpha/j} = \frac{4\pi k_0^2}{k_{\alpha/j}^2 - k_0^2} P_{\alpha/j}$ ,  $P_{\alpha/j} = S_{\alpha/j} E_{\alpha/j}$  with  $S_{\alpha/j} = \frac{\epsilon(k_{\alpha/j}) - 1}{4\pi}$ , which have the same form as Eq. (10). Both  $k_\alpha$  and  $k_j$  obey Eq. (2), yielding four  $\alpha$ -modes with amplitudes  $E_\alpha$  and two  $j$ -modes with amplitudes

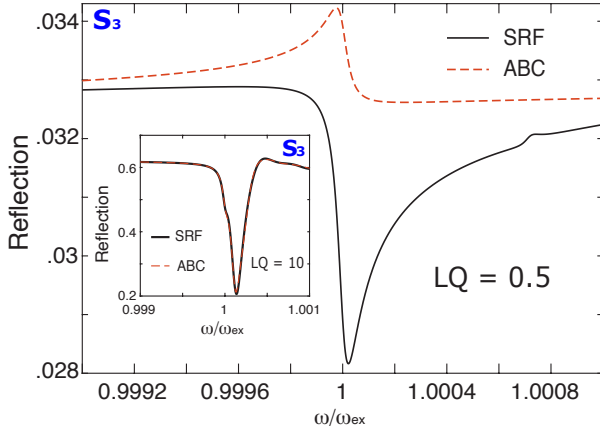


FIG. 3. Reflection  $|E_r|^2$  for  $\mathcal{R}(z) = -0.5$  being a constant. SRF Theory: Eqs. (20) - (22). ABC: Eqs. (20) and (23). Ordinary ABCs for a slab [Eq. (23)] do not fit the theory for  $S_3$ .

$E_j$ , which are determined by

$$\sum_{\alpha} E_{\alpha}(k_{\alpha} + k_0) = 0, \quad (15)$$

$$\sum_j e^{ik_j z_s} E_j(k_j \pm k_0) - \sum_{\alpha} e^{ik_{\alpha} z_s} E_{\alpha}(k_{\alpha} \pm k_0) = 2k_0, \quad (16)$$

$$\sum_j e^{ik_j z_s} \frac{E_j}{k_j \pm q} - \sum_{\alpha} e^{ik_{\alpha} z_s} \frac{E_{\alpha}}{k_{\alpha} \pm q} = 0, \quad (17)$$

$$\sum_{\alpha} E_{\alpha} \left( \frac{1}{k_{\alpha} - q} + \frac{\mathcal{R}_{\alpha}(z_s, q)}{k_{\alpha} + q} \right) + \sum_j E_j \frac{\mathcal{R}_j(z_s, q)}{k_j + q} = 0, \quad (18)$$

where  $\mathcal{R}_{\alpha}(z_s, q) = -i(k_{\alpha} + q) \int_0^{z_s} dz' \mathcal{R}(z') e^{i(k_{\alpha} + q)z'}$  and  $\mathcal{R}_j(z_s, q) = -i(k_j + q) \int_{z_s}^{\infty} dz' \mathcal{R}(z') e^{i(k_j + q)z'}$ . Surface effects come into play by Eq. (18).

Inserting the ansatz for  $S_2$  into Eq. (8) and using Eq. (17) reveal that  $\sum_{\alpha} E_{\alpha} \frac{\mathcal{R}_{\alpha}(z_s, q)}{k_{\alpha} + q} + \sum_j E_j \frac{\mathcal{R}_j(z_s, q)}{k_j + q} = \sum_{\alpha} E_{\alpha} \frac{R}{k_{\alpha} + q}$ . With this, Eq. (18) can again be transformed into Eq. (13) but with  $j$  replaced by  $\alpha$ . Hence, the ABC (9) remains valid. Nevertheless, there is a crucial difference resting with the fact that here  $R$  is not equal to  $R_{\infty}$ . Instead, it takes on a completely different value [24] and varies with  $z_s$ , i.e.  $R$  is a function of  $z_s$ . Exemplifying this discrepancy, we have calculated the transmission (of light into vacuum) as  $|E_t|^2 = |E(0)|^2$  for  $\mathcal{R}(z) = -e^{-sz}$  first by the theory [i.e. Eqs. (15) - (18)] and then by the ABC [Eqs. (15) - (17) and (13)] with  $R = R_{\infty}$ . The results are displayed in Fig. 2 and they are clearly at odds. This shows that, experimentalists cannot use the value of  $R$ , which they have painstakingly measured with  $S_1$ , to make predictions regarding the outcome for  $S_2$  even though the same system is experimented with. The situation is made worse by the dependence of  $R$  on  $z_s$ , which nullifies their effort to predict what would happen if the radiation source is displaced.

**Slab systems:  $S_3$ .** A slab has two surfaces, which we assume are located at  $z = 0$  and  $z = L > 0$ , respectively, as shown in Fig. 1 (c). The exciton response function  $\tilde{S}(z, z')$

now contains an extra contribution that represents the reflected polarization waves from the surface at  $z = L$ ,

$$\tilde{S}(z, z') = S_{\infty} \left( e^{iq|z-z'|} + \mathcal{R}(z') e^{iq(z+z')} + \mathcal{R}(z') e^{iq(\bar{z}+\bar{z}')} \right), \quad (19)$$

where  $\bar{z} = L - z$  and  $\bar{z}' = L - z'$ , and the slab is assumed symmetric under reflections about its mid-plane  $z = L/2$ .

Equations (3) and (4) are solved by the same ansatz as for  $S_1$  but with no restrictions on wave numbers  $k_{\alpha}$  here. In agreement with the extinction theorem [29], Eq. (10) remains valid so  $k_{\alpha}$  still obtains from Eq. (2). Equation (11) is augmented as follows,

$$\sum_{\alpha} E_{\alpha}(k_{\alpha} + k_0) = 2k_0, \quad \sum_{\alpha} e^{ik_{\alpha} L} E_{\alpha}(k_{\alpha} - k_0) = 0, \quad (20)$$

$$\sum_{\alpha} E_{\alpha} \left( \frac{1}{k_{\alpha} - q} + \frac{\mathcal{R}_{\alpha}^+(q, L)}{k_{\alpha} + q} \right) = 0, \quad (21)$$

$$\sum_{\alpha} e^{ik_{\alpha} L} E_{\alpha} \left( \frac{\mathcal{R}_{\alpha}^-(q, L)}{k_{\alpha} - q} + \frac{1}{k_{\alpha} + q} \right) = 0. \quad (22)$$

Here  $\mathcal{R}_{\alpha}^{\pm}(q, L) = -i(q \pm k_{\alpha}) \int_0^L dz' \mathcal{R}(z') e^{i(q \pm k_{\alpha})z'}$  depends on both  $q$  and  $L$ . It can be shown that [24], in the semi-infinite limit  $L \rightarrow \infty$ ,  $E_{\alpha}$  vanishes for modes with  $\text{Im}(k_{\alpha}) < 0$  and the results for  $S_1$  are revisited. Equations (20) - (22) can be compactly written in a matrix form,  $ME = \psi$ , where  $M$  is a 4-by-4 matrix, whose expression is given in Ref. [24] and not quoted here and  $E$  is a column vector with elements  $E_{\alpha}$  while  $\psi$  is also a column vector with all elements vanishing except for the first one, which is  $2k_0$ .

Mistaking that ABCs represent surface characteristics, one might simply apply the ABC (9) to the slab surfaces separately by imposing that [9]

$$\tilde{P}'(0) = \kappa \tilde{P}(0), \quad \tilde{P}'(L) = -\kappa \tilde{P}(L). \quad (23)$$

However, these conditions can be easily shown incompatible with Eqs. (21) and (22) and contradict the theory. In Fig. 3, we display the reflection  $|E_r|^2$  calculated for a constant  $\mathcal{R}(z) = -0.5$ . The results by the SRF theory [i.e. Eqs. (20) - (22)] are obviously different than those by the ABC [i.e. Eqs. (20) and (23)]. For thick slabs they get close due to effective decoupling of the surfaces (see inset). In the semi-infinite limit they reduce to those for  $S_1$  and become identical.

Notwithstanding, a generalization of Eq. (23) can be shown compatible with the SRF theory. To see this, we use Eq. (19) to obtain the exciton polarization and find

$$\begin{pmatrix} iq\tilde{P}(0) \\ iq\tilde{P}(L) \\ \tilde{P}'(0) \\ \tilde{P}'(L) \end{pmatrix} = iqS_{\infty} \begin{pmatrix} 1 + R_0 & e^{iqL}R_L \\ -R_0e^{iqL} & (1 + R_L) \\ R_0 - 1 & -R_Le^{iqL} \\ R_0e^{iqL} & (1 - R_L) \end{pmatrix} \begin{pmatrix} \int_0^L dz e^{iqz} E(z) \\ \int_0^L dz e^{iq(L-z)} E(z) \end{pmatrix}, \quad (24)$$

which is just the analogue of Eq. (7). Here the quantities  $R_{0/L}$  are counterparts of  $R_{\infty}$ , given by

$$\int_0^L dz e^{iqz} \mathcal{R}(z) E(z) = R_0 \int_0^L dz e^{iqz} E(z), \quad (25a)$$

$$\int_0^L dz e^{iq(L-z)} \mathcal{R}(L-z) E(z) = R_L \int_0^L dz e^{iq(L-z)} E(z). \quad (25b)$$

Eliminating the integrals from Eq. (26) yields

$$\tilde{P}'(0) = \kappa_0 \tilde{P}(0) + \gamma \tilde{P}(L), \quad \tilde{P}'(L) = -\kappa_L \tilde{P}(L) - \gamma \tilde{P}(0), \quad (26)$$

which, being equivalent to Eqs. (21) and (22), generalizes Eq. (23). In Eq. (26),

$$\begin{pmatrix} \kappa_0 \\ \kappa_L \\ \gamma \end{pmatrix} = \frac{iq}{D} \begin{pmatrix} (1 - R_0)(1 + R_L) - R_0 R_L e^{2iqL} \\ (1 - R_L)(1 + R_0) - R_0 R_L e^{2iqL} \\ 2R_0 R_L e^{iqL} \end{pmatrix} \quad (27)$$

with  $D = R_0 R_L e^{2iqL} - (1 + R_0)(1 + R_L)$ . In the semi-infinite limit  $\kappa_0 = \kappa_L = \kappa$ . In general, however,  $\kappa_0 \neq \kappa_L$ . This asymmetry stems from the setup not the slab itself, which underlines again that these parameters are not surface characteristics. Like  $R(z_s)$  varying with  $z_s$ ,  $R_0$  and  $R_L$  vary with  $L$ .

*Experimental relevance of  $\mathcal{R}(z)$ .* We briefly discuss how the spatial profile of  $\mathcal{R}(z)$  may be extracted experimentally. This is impossible with  $S_1$  but possible with  $S_2$  and  $S_3$ . We have considered two methods. One is by means of iteration while the other by solving an inverse problem. The latter is more accurate than the former but computationally heavier. Here we describe the latter for its conceptual simplicity and leave the former to Ref. [24] for detailed discussions.

Let us take  $S_3$  for instance. In the first place, we approximate  $\mathcal{R}(z) \approx \sum_{n=0}^N c_n \cos\left(\frac{n\pi}{L}z\right)$  as a truncated Fourier series, so that  $\mathcal{R}_\alpha^\pm(q, L) \approx -i(q \pm k_\alpha) \sum_n c_n \int_0^L dz e^{i(q \pm k_\alpha)z} \cos\left(\frac{n\pi}{L}z\right)$ . We thus need to extract the  $(N + 1)$  values of  $c_n$ . To this end, we may prepare  $(N + 1)$  samples with different thicknesses,

say  $L_0, \dots, L_N$  but identical surfaces so that the same  $\mathcal{R}(z)$  applies to all samples. For each sample, we measure the reflection amplitude,  $E_r(L_n)$  for sample  $n$ . Note that  $E_r(L_n) = \langle M^{-1}(L_n)\psi \rangle - 1$ , of which the r.h.s. is an implicit function of  $c_n$ . Here  $\langle \dots \rangle$  sums all the elements of a column vector. This relation thus constitutes an equation for  $\{c_0, c_1, \dots, c_N\}$ . Considering all samples, we end up with a closed set of  $(N + 1)$  equations for these coefficients. Solving these equations then gives  $c_n$  and hence  $\mathcal{R}(z)$  with a spatial resolution  $\sim L/N$ . Equivalent to solving these equations, one may minimize the following expression [30],

$$F(c_0, \dots, c_N) = \sum_{n=0}^N |1 + E_r(L_n) - \langle M^{-1}(L_n)\psi \rangle|^2. \quad (28)$$

This is a standard nonlinear least-squares minimization, which could be computationally heavy depending on  $N$ .

In the future, we shall exploit more practical experimental protocols based on oblique incidence and interference effects due to multiple point radiation sources, which may well reveal  $\mathcal{R}(z)$  without the need of a multitude of samples.

*Conclusions.* A macroscopic theory has been presented for dealing with the optical responses of bounded dispersive medium without invoking any ABCs. ABCs are shown redundant with no direct relation to physically meaningful parameters of the system. Boundary effects are shown contained in a spatially varying response function rather than some constants presumed in ABCs. Experimental procedures have been proposed for mapping out this function. Our results call for a reappraisal of innumerable experiments that have been interpreted on the basis of ABCs.

- 
- <sup>1</sup> L. D. Landau and M. Lifshitz, *Electrodynamics of Continuous Media* (Pergamon Press Ltd, 1984).
  - <sup>2</sup> R. P. Feynman, R. B. Leighton and M. Sands, *The Feynman Lectures on Physics* (Vol.2, 2013, online edition).
  - <sup>3</sup> S. I. Pekar, Zh. Eksp. Teor. Fiz. **33**, 1022 (1957).
  - <sup>4</sup> J. J. Hopfield, Phys. Rev. **112**, 1555 (1958).
  - <sup>5</sup> A. Stahl and I. Balslev, *Electrodynamics of the Semiconductor Band Edge* (Springer-Verlag, Berlin, 1987).
  - <sup>6</sup> F. Garcia-Moliner and F. Flores, *Introduction to the Theory of Solid Surfaces* (Cambridge University Press, New York, 1979).
  - <sup>7</sup> F. Forstmann and R. R. Gerhardt, *Metal Optics Near the Plasma Frequency* (Springer-Verlag, Berlin, 1986).
  - <sup>8</sup> J. Tignon, T. Hasche, D. S. Chemla, H. C. Schneider, F. Jahnke and S. W. Koch, Phys. Rev. Lett. **84**, 3382 (2000).
  - <sup>9</sup> E. A. Muljarov and R. Zimmermann, Phys. Rev. B **66**, 235319 (2002).
  - <sup>10</sup> H.-Y. Deng, New J. Phys. **21**, 043055 (2019).
  - <sup>11</sup> H.-Y. Deng, Ann. Phys. **418**, 168204 (2020).
  - <sup>12</sup> H.-Y. Deng, K. Wakabayashi and C.-H. Lam, Phys. Rev. B **95**, 045428 (2017).
  - <sup>13</sup> H.-Y. Deng, Phys. Rev. B **95**, 125442 (2017); J. Phys. Condens. Matter **29**, 455002 (2017); arXiv 2005.10760 (2020); Euro. J. Phys. **41**, 035203 (2020).
  - <sup>14</sup> See, for example, R. J. Churchill and T. G. Philbin, Phys. Rev. B **95**, 205406 (2017) and references therein.

- <sup>15</sup> R. Zeyher, J. L. Birman and W. Brenig, Phys. Rev. B **6**, 4613 (1972); W. Brenig, R. Zeyher and J. L. Birman, *ibid* **6**, 4617 (1972).
- <sup>16</sup> B. Chen and D. F. Nelson, Phys. Rev. B **48**, 15365 (1993).
- <sup>17</sup> K. Henneberger, Phys. Rev. Lett. **80**, 2889 (1998).
- <sup>18</sup> D. F. Nelson and B. Chen, Phys. Rev. Lett. **83**, 1263 (1999).
- <sup>19</sup> R. Zeyher, Phys. Rev. Lett. **83**, 1264 (1999).
- <sup>20</sup> R. Schmidt and S. Scheel, Phys. Rev. A **93**, 033804 (2016). These authors imposed the dielectric approximation.
- <sup>21</sup> V. M. Agranovich and V. L. Ginzburg, *Spatial Dispersion in Crystal Optics and the Theory of Excitons* (Interscience, London, 1966).
- <sup>22</sup> D. L. Johnson and P. R. Rimbey, Phys. Rev. B **16**, 2398 (1976).
- <sup>23</sup> K. Victor, V. M. Axt and A. Stahl, Z. Phys. B **92**, 35 (1993).
- <sup>24</sup> See the Supplemental Information online.
- <sup>25</sup> G. S. Agarwal, D. N. Pattanayak and E. Wolf, Phys. Rev. Lett. **27**, 1022 (1971).
- <sup>26</sup> J. L. Birman and J. J. Sein, Phys. Rev. B **6**, 2482 (1972).
- <sup>27</sup> Pekar's ABC is not the same as  $R = -1$ . Equation (19) shows that the condition  $\tilde{P}(0) = 0$  cannot be realized for arbitrary  $E(z)$  in a slab. Even for SIM, that  $\tilde{P}(0) = 0$  is realized for arbitrary  $E(z)$  only if  $\mathcal{R}(z) = -1$ , which is stronger than  $R = -1$ . The latter only ensures  $\tilde{P}(0) = 0$  for  $S_1$ .
- <sup>28</sup> V. A. Kiselev, B. S. Razbirin and I. N. Uraltsev, Phys. Status Solidi B **72**, 161 (1975).

- <sup>29</sup> D. N. Pattanayak and E. Wolf, *Optics Communications*, **6**, 217 (1972); R. Schmidt and S. Scheel, *Phys. Rev. B* **93**, 033804 (2016); J. Phys. B **51**, 044503 (2018).
- <sup>30</sup> J. Nocedal and S. J. Wright, *Numerical Optimization* (Springer, New York, 2006).