

ExKaldi-RT: A Real-Time Automatic Speech Recognition Extension Toolkit of Kaldi

Yu Wang¹, Chee Siang Leow¹, Akio Kobayashi², Takehito Utsuro³, Hiromitsu Nishizaki¹

¹Graduate School of Medicine, Engineering, and Agricultural Sciences, University of Yamanashi

²Faculty of Industrial Technology, Tsukuba University of Technology

³Faculty of Engineering, Information and Systems, University of Tsukuba

{wangyu, cheesiang.leow}@alps-lab.org, a-kobayashi@a.tsukuba-tech.ac.jp,
utsuro@iit.tsukuba.ac.jp, hnishi@yamanashi.ac.jp

Abstract

The availability of open-source software is playing a remarkable role in automatic speech recognition (ASR). Kaldi, for instance, is widely used to develop state-of-the-art offline and online ASR systems. This paper describes the “ExKaldi-RT,” online ASR toolkit implemented based on Kaldi and Python language. ExKaldi-RT provides tools for providing a real-time audio stream pipeline, extracting acoustic features, transmitting packets with a remote connection, estimating acoustic probabilities with a neural network, and online decoding. While similar functions are available built on Kaldi, a key feature of ExKaldi-RT is completely working on Python language, which has an easy-to-use interface for online ASR system developers to exploit original research, for example, by applying neural network-based signal processing and acoustic model trained with deep learning frameworks. We performed benchmark experiments on the minimum LibriSpeech corpus, and showed that ExKaldi-RT could achieve competitive ASR performance in real-time.

Index Terms: deep learning, Kaldi, Python, real-time (online) ASR toolkit

1. Introduction

In the past few years, Automatic Speech Recognition (ASR) has reached the level of practicality with a lot of widely-used products, including the Google speech-to-text service, Amazon Alexa, and Apple Siri. As the most popular open-source ASR toolkit, Kaldi [1] provides integrated tools to build a state-of-the-art ASR system based on acoustic modeling with Gaussian Mixture Model (GMM) or Deep Neural Network (DNN) and the construction of decoding graph using a Weighted Finite-State Transducer (WFST) [2]. A DNN model has a better ability to fit distributions of acoustic features and achieved good performance in various ASR tasks [3, 4].

Deep Learning (DL) shows excellent potential in ASR with a lot of research and development efforts driven by some open-source DL frameworks, including TensorFlow [5] and PyTorch [6]. Although Kaldi has tools to train a DNN model, these mainstream frameworks enable us to build a high-accurate DNN model to further improve the performance of ASR systems. Some existing tools, for example, PyKaldi [7, 8] and PyTorch-Kaldi [9], tried to build a bridge between Kaldi and these DL frameworks. In our previous work, we have presented the ExKaldi ASR toolkit [10, 11], which is also one of the Kaldi wrappers with Python language. A key feature of these toolkits is providing an interface to compute acoustic probabilities with a DNN acoustic model trained by a DL framework and then decode with Kaldi’s decoding program. These Kaldi wrappers do not have complete tools for real-time recognition. Therefore, a toolkit that can easily build an online ASR system is expected.

This paper introduces a new open-source toolkit named “ExKaldi-RT,” a real-time ASR extension toolkit of Kaldi. ExKaldi-RT is a separate part of ExKaldi toolkit. It wrapped Kaldi’s functions including online feature extraction and decoding with lattice generation. Unlike the above tools mainly developed for offline (not real-time) ASR, ExKaldi-RT aims to build an online ASR environment to, hopefully, enable ASR developers to apply their original recognition models and evaluate them under actual conditions (environments). Recognition models can be obtained with the above offline ASR toolkits and Kaldi. While similar online (real-time) ASR tools [12, 13] are available by combining Kaldi’s online feature pipeline and stream management tools such as GStreamer [14], ExKaldi-RT implements online ASR with only Python language and is based on a DNN acoustic model trained with the DL frameworks. On the other hand, End-to-End (E2E)-based online ASR systems have also been developed [15, 16, 17, 18]. Although an E2E-based ASR system achieves high ASR performance, the robustness of ASR under real-world (noisy) conditions is better with DNN-HMM [19]. Besides, since our Kaldi-based ASR toolkit is provided as open source, it can greatly contribute to the development of real-time ASR systems under real-world conditions.

ExKaldi-RT provides integrated tools to construct online ASR pipelines, including recording real-time audio stream, doing voice activity detection (VAD), transmitting data when using a remote connection, computing online features, estimating acoustic probabilities, and decoding on the fly. Most of these jobs can be customized, which means that ASR developers can design their original algorithms for signal processing, feature extraction, packet compression, and N-best rescoring [20]. Our tool can foster more research and development of online ASR systems in a real environment.

We performed the benchmark experiments on the minimum LibriSpeech [21] public dataset. The experiments showed that our ExKaldi-RT toolkit could build the online ASR system with an ideal performance in real-time. The contributions of our research are as follows:

- Designed and implemented a stream pipeline for online ASR using the Kaldi’s modules,
- Highly support the customization of individual components for online ASR pipeline,
- Improved compatibility with existing DL frameworks for training well-performing acoustic models and other processes such as speech separation, and
- Provide the ExKaldi-RT toolkit as a open source.

The rest of the paper is organized as follows. In section 2, we detail the design of ExKaldi-RT. Section 3 gives an example code. In section 4, we show experimental results. Section 5 concludes this paper.

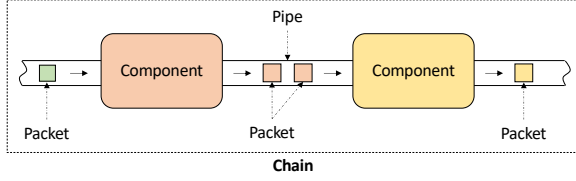


Figure 1: An ASR chain by connecting each component in ExKaldi-RT

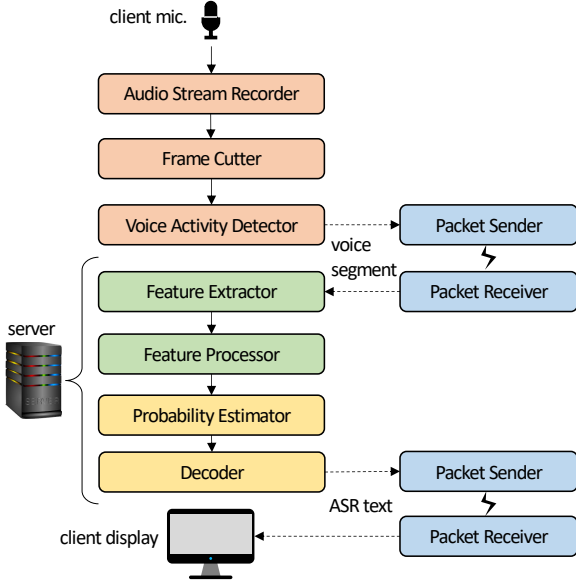


Figure 2: An online ASR pipeline built with ExKaldi-RT

2. Design of ExKaldi-RT

2.1. Architecture

Figure 1 shows the dataflow in the ASR chain composed of components and pipes in ExKaldi-RT. Data flows through the pipes are continuously processed. Basically the ASR pipeline is organized in the following pieces:

Packet which carries data, including digitized audio signal, acoustic feature, acoustic probability, decoding result and special flag such as the endpoint used to truncate stream.

Component which processes packets and generates new data, such as a feature extractor and a decoder.

Pipe which caches and transfers packets, and exchanges state information between two components.

Chain which is a container and provides high-level interface to link and manage the ASR pipeline.

In general, a component gets packets from the output side of the previous pipe and appends the processed results into the input side of the next pipe. All components in a pipeline can perform the above actions simultaneously. A component monitors and modifies the state of the pipes. For example, once an error occurs, it propagates the error information forward and backward through the pipes.

Figure 2 shows a classic pipeline for online ASR built with ExKaldi-RT. Although this is a client-server mode, the pipeline can work in a series connection mode in ONE computer. In the current version, we do not parallelly connect components to handle multiple tasks. Instead, we adopt parallel threads or processes in a single component. This makes it easier to maintain consistency in the time of data processed by different tasks.

In this pipeline, *Audio Stream Recorder* collects audio stream from a microphone connected to the client and *Frame Cutter* cuts the stream into frames with a sliding window. *Voice Activity Detector* filters out silent audio. The components *Feature Extractor* and *Feature Processor* are used to compute on-line acoustic features. When using a remote connection, *Packet Sender* and *Packet Receiver* transmit data packets between the two host computers. *Probability Estimator* predicts the observed probability of acoustic features and *Decoder* outputs the ASR results to the interface of applications.

2.2. Voice Activity Detection

VAD plays a remarkable role in real-time ASR. We remove long silent audio in order to reduce unnecessary calculations. The VAD strategy used in ExKaldi-RT is executed as following steps:

1. Detect a continuous silence sequence,
2. For the part shorter than a threshold, keep it, and for the part longer, the threshold discards it,
3. Append an endpoint mark to truncate stream, or do not.

We support VAD with both the numerical audio stream data-based and cut frame data-based approaches. This means that in addition to raw waveforms, developers can input some acoustic features to implement more complex VAD algorithms with a DL-based approach. The VAD function based on the Google WebRTC VAD module [22] is defaultly available in ExKaldi-RT.

2.3. Online Feature Extraction

We have wrapped some tools to implement the details of acoustic feature extraction, such as computing fast fourier transform (FFT) and Mel filter bank (fBank). To achieve the same accuracy as Kaldi, some functions are developed with C++ language. For instance, we get the float floor value in the C++ environment, although it may be different in Python. We have designed several online feature extractors to compute spectrogram features, fBank features, MFCC features, and their combinations based on these tools. Besides, ExKaldi-RT supports customizing feature extraction steps that allow developers to apply novel technologies. In our experiments, we show an example of speech separation using magnitude spectrum when extracting MFCC features. Classic feature transformation technologies: appending differential, splicing the context features, cepstral mean and variance normalization (CMVN), and linear discriminant analysis and maximum likelihood linear transform (LDA+MLLT) are available in ExKaldi-RT online feature extraction.

2.4. Remote Transmission

ExKaldi-RT can work on a client-server architecture. In this case, ExKaldi-RT provides tools to transmit packets between the client and the server. A recommended way is to collect audio streams and do VAD on the edge client. Therefore, unnecessary silent audio will not be transmitted to the feature extractor on the server. When sending packets to remote host, the sender will add verification information to the packets' header and resend them if the receiver fails to verify the data. Verification information includes the size of packets, an endpoint mark, data type and others. In the current version, we prepare a simple function to encode data packets without compressing, but users can still apply their original encoding algorithms to improve transmission efficiency.

2.5. Online Decoding

ExKaldi-RT wraps the *LatticeFasterDecoder* function of Kaldi with C++ code and implements the real-time decoding based on WFST. Instead of computing acoustic probability with the *NNET* model in Kaldi and other related toolkits, the decoder accepts probabilities predicted by the acoustic probability estimator. Users can embed their original DNN-based acoustic model trained with a DL framework. DNN models that invoke context or history, such as time-delay neural network (TDNN) [23] and long short-term memory (LSTM) [24], are also available. Besides endpoint detection provided by Kaldi, we also recognize the endpoint flag marked by the previous components, such as the voice activity detector. If an endpoint is determined, the decoder will output N-best results. It is possible to rescore N-best list with an RNN-based language model further to cherry-pick the best hypothesis.

3. Example Code

The following list shows an example code (simplified description such as omitting function arguments) for building a typical online ASR pipeline with the ExKaldi-RT toolkit. This script can quickly deploy the series of components to complete an ASR task by performing audio recording, computing MFCC feature, predicting acoustic probability, and decoding. A container named *chain*, which link the components each other, can easily drive the pipeline. This code would dynamically display debug information and recognition results on the standard output. These results are still accessible to external interface applications.

```

1  #Read stream from microphone and cut frames.
2  reader=StreamRecorder()
3  cutter=ElementFrameCutter()
4  #Compute Online MFCC features.
5  extractor=MfccExtractor()
6  processor=FeatureProcessor(FrameSlideCMVNormalizer())
7  #Predict probabilities with original DNN function.
8  estimator=AcousticEstimator()
9  estimator.acoustic_function=Your_Function
10 #Decode the probability with WFST graph.
11 decoder=WfstDecoder(symbolTable="words.txt",
12                      silencePhones="1:2:3:4:5",
13                      frameShiftSec=0.01,
14                      tmodel="final.mdl",
15                      graph="HCLG.fst")
16 #Link these components.
17 chain = Chain()
18 chain.add(reader)
19 chain.add(cutter)
20 chain.add(extractor)
21 chain.add(processor)
22 chain.add(acousticmodel)
23 chain.add(decoder)
24 #Run and display the results dynamically.
25 dynamic_run(chain)

```

In the pipeline of online ASR, matrix operations are frequently executed. In order to improve the calculation speed, most components adopt the batch computing. Although the batch computing increases latency, it can comprehensively improve real-time performance. In some components, we further process batch data with multiple CPU threads, which is currently the bottleneck hindering the real-time factor, especially when using multiple neural networks.

4. Experiments

The experiments show that the DNN-based acoustic model using ExKaldi-RT performs as well as the Kaldi's original model. Besides, we also show that external modules can be easily implemented in online ASR pipeline built with ExKaldi-RT. To demonstrate this, therefore, a simple implementation and eval-

Table 1: WERs [%] and RTFs of offline and online ASR systems with the DNN acoustic model under various CMVN conditions

	offline WER	online WER	RTF
Baseline	18.58	18.49	—
DNN+Constant CMVN	19.81	19.97	0.57
DNN+Slide CMVN	—	22.66	0.60
DNN+Slide CMVN w/ pre-stats	—	20.16	0.64

uation of external VAD functions and the speech separation approach is also presented.

4.1. Experimental Setup

Our experiments used the minimum LibriSpeech corpus [21], which contains five hours clean data for training and two hours clean data for evaluation. When evaluating the performance of online recognition, we simulated the process of real-time audio recording by continuously reading the data stream from the test speech files. The standard training recipe (including the DNN model training) can be found in Kaldi's examples. We used the alignments, lexicons and decoding graph generated after the *tri3b* stage of standard recipe. In the experiments of speech separation, we used NOISEX-92 [25] background noise dataset to synthesize the experimental data. All these dataset are publicly available. We adopted TensorFlow (Version 2.4.0) as the DL engine to train the DNN-based model in the experiments. The machine configuration was as follows: CPU was Core-i7 6950X 3.0 GHz, memory was 128 GB, GPU was GeForce GTX-1080Ti, and OS was Ubuntu 18.04.

4.2. DNN Acoustic Model and Online CMVN

We firstly trained a widely-used fully-connected DNN acoustic model and embedded them into the pipeline. The *Word Error Rates* (WERs) obtained on offline and online ASR environments respectively are shown in Table 1. In order to provide a baseline, we utilized the results of Kaldi's chain [26] model which incorporated additional i-vector [27] feature. Although we only used MFCC feature and maximum likelihood criterion to train the DNN model, thanks to the more flexible modeling approaches provided by the DL framework, we achieved the ASR performance similar to the Kaldi's baseline. After applying this model to the online ASR system, there was a small increase of 0.16 points in WER. This may be caused by few loss of precision when exchange float value between Python and C++ codes.

Table 1 also details the performance of different CMVN approaches available in ExKaldi-RT. The CMVN statistics of this experiments are collected by per-speaker. The constant CMVN is an extreme case that statistics are collected in advance and fixed when computing online feature. The more common case is to accumulate statistics and apply CMVN within a sliding window. We set sliding window size as an empirical value to six seconds. The results showed that if the statistics collected in advance were filled in the first six seconds window, the accuracy loss of online ASR could be minimized (compared with constant CMVN, only 0.35 points decreased in this experiments). Moreover, the real-time factor (RTF) shown in Table 1 revealed that ExKaldi-RT could achieve the real-time performance.

4.3. Acoustic Feature

The experiment in this section considers different sorts of acoustic features, i.e., 13 dims. of MFCC feature, 24 dims. of fBank feature, improved 40 dims. of MFCC feature with

Table 2: WERs [%] and RTFs using various acoustic features

	WER	RTF
MFCC	19.97	0.57
fBank	19.65	0.54
LDA+MLLT	19.35	0.67
Mixture	18.56	0.75

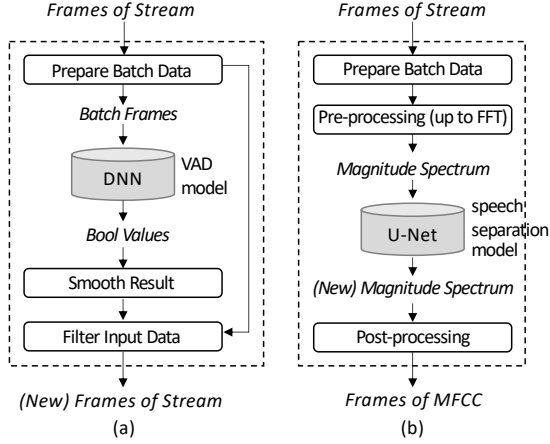


Figure 3: Embedded DL models of (a) VAD and (b) speech separation in the ASR pipeline.

LDA+MLLT transformation, as well as their mixture feature. Table 2 compares the WERs and RTFs of the online ASR systems using these features. The first three static features are processed by combining with $\Delta+\Delta\Delta$ and splicing with ten frames of context. The mixture feature was composed of 39 dim. of MFCC (13 static+ $\Delta+\Delta\Delta$), 24 dims. of fBank, 40 dims. of LDA+MLLT and then spliced with three frames of context. ExKaldi-RT could support in handling multiple feature combinations. The mixed features achieved the best WER (18.56%) at the sufficiently acceptable RTF in this set of experiments.

4.4. Voice Activity Detection

We then show the ASR results regarding the VAD functions. In order to compare the impact of VAD on short speech and long speech, we divided the test dataset into *short* and *long* subsets by checking whether the duration is longer than ten seconds. Table 3 shows WERs and RTFs of different VAD methods on these two subsets. Mark *T* in Table 3 means truncating speech stream. We trained a VAD model with an evaluation accuracy of 94% using Kaldi’s pre-trained alignments. The DNN model was embedded in *Voice Activity Detector* as shown in Figure 3 (a). When using the WebRTC which is the default VAD, the RTF was really decreased by excluding some silent audio. The time increases when using the DNN-based VAD; however, it shows that the VAD had better detection performance, which positively impacts WER, than the general VAD approach based on signal processing theory. Even on *short* subsets, the ASR accuracy was improved by 0.35 points. This experiment showed that ExKaldi-RT could support the VAD models to improve real-time performance and even the ASR accuracy.

The test data in the experiments were cut out for each utterance in advance, therefore, it is difficult to have a great improvement in the performance of real-time recognition. In a real environment, it can be inferred that a good DNN-based VAD model is able to reduce both WER and RTF. In this set of experiments, we mainly focused on verifying that ExKaldi-RT could easily realize external VAD functions in the pipeline.

Table 3: WERs [%] and RTFs using the VAD functions

	Short		Long	
	WER	RTF	WER	RTF
w/o VAD	20.44	0.67	19.13	0.57
WebRTC VAD w/ T	23.23	0.59	22.29	0.52
WebRTC VAD w/o T	21.17	0.60	20.05	0.53
DNN VAD w/o T	20.09	0.71	19.52	0.59

Table 4: WERs [%] and RTFs using the speech separation model

	WER	RTF
clean	22.66	0.60
clean+noise	47.58	0.67
clean+noise w/ separation	38.09	0.86

4.5. Speech Separation

Speech separation with a DL-based approach has also received much interest in recent years. This section describes the experiment of speech separation using the embedded a DL-based speech separation model into the feature extractor. In this paper, we build a U-Net-based speech separation model [28] and also show that it is easily installed into the ASR pipeline. The U-Net model was embedded in *Feature Extractor* as shown in Figure 3 (b). We first calculated the magnitude spectrogram from the input speech signal and then input it into the speech separation model to generate a new magnitude spectrogram with the noise removed. We simply configured a signal-to-noise ratio (SNR) of 15 dB to synthesize clean data and noise to generate a training and testing dataset. Table 4 shows the experimental results by the ASR pipeline. We did not collect the CMVN statistics for new generated data in advance, therefore, we compared the results only using the sliding CMVN. When the acoustic model trained on the clean dataset was installed in the noisy environment, the WER dropped sharply. However, by introducing the speech separation model, the WER was improved with a 9.49 points WER reduction. This result showed that the NN-based separation model could be easily used in the online ASR pipeline built by ExKaldi-RT and could improve the ASR performance in a more realistic noise environment.

5. Conclusions

This paper described the ExKaldi-RT toolkit, a new initiative to develop an online ASR system. ExKaldi-RT is an extension of the Kaldi ASR toolkit for Python language and provides plug-in tools for constructing a customized online ASR pipeline. We also showed that ExKaldi-RT supports developers in applying their original algorithms in VAD or speech separation tasks. ExKaldi-RT can achieve state-of-the-art results based on useful ASR technologies. The ExKaldi-RT toolkit has been open-source on GitHub [29] already. We hope it can be helpful for all potential researchers and developers.

In the future, we plan to increase the feature extraction functions, improve the real-time performance by, for example, deploying the system to the GPU, optimize the interface with user applications, and expand online decoders to support the E2E approach.

6. References

- [1] D. Povey, A. Ghoshal, G. Boulianne, L. Burget, O. Glembek, N. Goel, M. Hannemann, P. Motlíček, Y. Qian, P. Schwarz, J. Silovsky, G. Stemmer, and K. Vesel, “The Kaldi Speech Recog-

- nition Toolkit,” in *Proceedings of the IEEE 2011 Workshop on Automatic Speech Recognition and Understanding*, 2011.
- [2] M. Mohri, F. Pereira, and M. Riley, *Speech Recognition with Weighted Finite-State Transducers*. Springer, 2008.
 - [3] A. Mohamed, G. Dahl, and G. Hinton, “Acoustic Modeling using Deep Belief Networks,” *IEEE Transactions on Audio, Speech, and Language Processing*, vol. 20, pp. 14–22, 2012.
 - [4] D. Yu and L. Deng, *Automatic Speech Recognition: A Deep Learning Approach*. Springer, 2015.
 - [5] M. Abadi, P. Barham, J. Chen, Z. Chen, A. Davis, J. Dean, M. Devin, S. Ghemawat, G. Irving, M. Isard, M. Kudlur, J. Levenberg, R. Monga, S. Moore, D. G. Murray, B. Steiner, P. Tucker, V. Vasudevan, P. Warden, M. Wicke, Y. Yu, and X. Zheng, “TensorFlow: A System for Large-scale Machine Learning,” in *Proceedings of the 12th USENIX Conference on Operating Systems Design and Implementation (OSDI’16)*, 2016, pp. 265–283.
 - [6] A. Paszke, S. Gross, S. Chintala, G. Chanan, E. Yang, Z. DeVito, Z. Lin, A. Desmaison, L. Antiga, and A. Lerer, “Automatic Differentiation in PyTorch,” in *Proceedings of the 31st Conference on Neural Information Processing Systems (NIPS 2017)*, 2017, pp. 1–4.
 - [7] D. Can, V. Martinez, P. Papadopoulos, and S. Narayanan, “PyKaldi: A Python Wrapper for Kaldi,” in *Proceedings of the 2018 IEEE International Conference on Acoustics, Speech and Signal Processing (ICASSP2018)*, 2018, pp. 5889–5893.
 - [8] L. Lu, X. Xiao, Z. Chen, and Y. Gong, “PyKaldi2: Yet Another Speech Toolkit based on Kaldi and PyTorch,” *arXiv preprint, arXiv:1907.0595*, 2019.
 - [9] M. Ravanelli, T. Parcollet, and Y. Bengio, “The PyTorch-Kaldi Speech Recognition Toolkit,” in *Proceedings of the 2019 IEEE International Conference on Acoustics, Speech and Signal Processing (ICASSP2019)*, 2019, pp. 6465–6469.
 - [10] Y. Wang, C. S. Leow, H. Nishizaki, A. Kobayashi, and T. Utsuro, “ExKaldi: A Python-based Extension Tool of Kaldi,” in *Proceedings of the 2020 IEEE 9th Global Conference on Consumer Electronics (GCCE2020)*, 2020, pp. 929–932.
 - [11] Y. Wang, “ExKaldi: A Python-based Extension Tool of Kaldi,” <https://github.com/wangyu09/exkaldi>, referred on 1st/Apr/2021.
 - [12] T. Alumäe, *Full-duplex Speech-to-Text System for Estonian*. Human Language Technologies - The Baltic Perspective, vol. 268, pp. 3–10, 2014.
 - [13] C. S. Leow, T. Hayakawa, H. Nishizaki, and N. Kitaoka, “Development of a Low-Latency and Real-Time Automatic Speech Recognition System,” in *Proceedings of the 2020 IEEE 9th Global Conference on Consumer Electronics (GCCE2020)*, 2020, pp. 925–928.
 - [14] “GStreamer: open source multimedia framework,” <https://gstreamer.freedesktop.org>, referred on 1st/Apr/2021.
 - [15] Y. He, T. N. Sainath, R. Prabhavalkar, I. McGraw, R. Alvarez, D. Zhao, D. Rybach, A. Kannan, Y. Wu, R. Pang, Q. Liang, D. Bhatia, Y. Shangguan, B. Li, G. Pundak, K. C. Sim, T. Bagby, S. Chang, K. Rao, and A. Gruenstein, “Streaming End-to-End Speech Recognition for Mobile Devices,” in *Proceedings of the 2019 IEEE International Conference on Acoustics, Speech and Signal Processing (ICASSP2019)*, 2019, pp. 6381–6385.
 - [16] J. Chen, R. Nishimura, and N. Kitaoka, “End-to-End Recognition of Streaming Japanese Speech using CTC and Local Attention,” *APSIPA Transactions on Signal and Information Processing*, vol. 9, p. e25, 2020.
 - [17] C. Wang, Y. Wu, L. Lu, S. Liu, J. Li, G. Ye, and M. Zhou, “Low Latency End-to-End Streaming Speech Recognition with a Scout Network,” in *Proceedings of INTERSPEECH 2020*, 2020, pp. 2112–2116.
 - [18] J. Li, V. Lavrukhin, B. Ginsburg, R. Leary, O. Kuchaiev, J. M. Cohen, H. Nguyen, and R. T. Gadde, “Jasper: An End-to-End Convolutional Neural Acoustic Model,” in *Proceedings of Interspeech 2019*, 2019, pp. 71–75.
 - [19] C. Lüscher, E. Beck, K. Irie, M. Kitzka, W. Michel, A. Zeyer, R. Schlüter, and H. Ney, “RWTH ASR Systems for LibriSpeech: Hybrid vs Attention,” in *Proceedings of INTERSPEECH 2019*, 2019, pp. 231–235.
 - [20] Y. Si, Q. Zhang, T. Li, J. Pan, and Y. Yan, “Prefix Tree Based N-best List Re-scoring for Recurrent Neural Network Language Model used in Speech Recognition System,” in *Proceedings of INTERSPEECH 2013*, 2013, pp. 3419–3423.
 - [21] V. Panayotov, G. Chen, D. Povey, and S. Khudanpur, “LibriSpeech: An ASR Corpus based on Public Domain Audio Books,” in *Proceedings of the 2015 IEEE International Conference on Acoustics, Speech and Signal Processing (ICASSP 2015)*, 2015, pp. 5206–5210.
 - [22] “Python interface to the WebRTC Voice Activity Detector,” <https://github.com/wiseman/py-webrtcvad>, referred on 1st/Apr/2021.
 - [23] V. Peddinti, D. Povey, and S. Khudanpur, “A Time Delay Neural Network Architecture for Efficient Modeling of Long Temporal Contexts,” in *Proceedings of INTERSPEECH 2015*, 2015, pp. 3214–3218.
 - [24] S. Hochreiter and J. Schmidhuber, “Long Short-Term Memory,” *Neural Computation*, vol. 9, no. 8, pp. 1735–1780, 1997.
 - [25] A. Varga and H. J. M. Steeneken, “Assessment for Automatic Speech Recognition II: NOISEX-92: A Database and an Experiment to Study the Effect of Additive Noise on Speech Recognition Systems,” *Speech Communication*, vol. 12, no. 3, pp. 247–251, 1993.
 - [26] The Kaldi document “‘Chain’ models,” <https://kaldi-asr.org/doc/chain.html>, referred on 1st/Apr/2021.
 - [27] S. Garimella, A. Mandal, N. Strom, B. Hoffmeister, S. Matsoukas, and S. H. K. Parthasarathi, “Robust i-vector based Adaptation of DNN Acoustic Model for Speech Recognition,” in *Proceedings of INTERSPEECH 2015*, 2015, pp. 2877–2881.
 - [28] A. Jansson, E. J. Humphrey, N. Montecchio, R. M. Bittner, A. Kumar, and T. Weyde, “Singing Voice Separation with Deep U-Net Convolutional Networks,” in *Proceedings of the 18th ISMIR Conference*, 2017, pp. 745–751.
 - [29] Yu Wang, “ExKaldi-RT: An Online Speech Recognition Extension Toolkit based on Kaldi,” <https://github.com/wangyu09/exkaldi-rt>, referred on 1st/Apr/2021.