

AMBIFC: Fact-Checking Ambiguous Claims with Evidence

Max Glockner^{1,5}, Ieva Staliūnaitė², James Thorne³, Gisela Vallejo⁴,
Andreas Vlachos² and Iryna Gurevych^{1,5}

¹UKP Lab, Department of Computer Science, Technical University of Darmstadt,

²Department of Computer Science and Technology, University of Cambridge,

³KAIST AI, ⁴The University of Melbourne, ⁵hessian.ai

{max.glockner, iryna.gurevych}@tu-darmstadt.de,

{irs38, av308}@cam.ac.uk, thorne@kaist.ac.kr,

gvallejo@student.unimelb.edu.au

Abstract

Automated fact-checking systems in real-world scenarios must compare claims with retrieved evidence to predict the veracity. The retrieved evidence may not unambiguously support or refute the claim and yield diverse valid interpretations. Existing fact-checking datasets necessitate that models predict a single veracity label for each claim and lack the ability to manage such ambiguity. We present AMBIFC, a large-scale fact-checking dataset with realistic claims derived from real-world information needs. Our dataset contains fine-grained evidence annotations of passages from complete Wikipedia pages. We thoroughly analyze disagreements arising from ambiguous claims in AMBIFC, observing a strong correlation of annotator disagreement with their self-assessment and expert-annotated linguistic phenomena. We introduce the task of evidence-based fact-checking for ambiguous claims with soft labels, and compare three methodologies incorporating annotation signals with a single-label classification approach. We find that a pipeline with annotation distillation for sentence-level evidence selection and veracity prediction yields the best performance. Models trained on ambiguous instances exhibit improved performance dealing with the identified linguistic categories, and acquire an understanding of nuanced differences among evidence sentences associated with diverse veracity interpretations.¹

1 Introduction

Automated fact-checking has received considerable attention from the Natural Language Processing community in recent years (Vlachos and Riedel, 2014; Thorne and Vlachos, 2018; Guo et al., 2022)

¹<https://github.com/CambridgeNLIP/verification-real-world-info-needs>



Figure 1: The instance of claim and evidence from AMBIFC is ambiguous due to underspecification.

and gained renewed relevance due to the hallucination of unsupported or even non-factual statements in natural language generation tasks, including information-seeking dialogues (Dziri et al., 2022; Ji et al., 2023). The task of fact-checking is to identify evidence for a *claim*, a short sentence of unknown veracity, from a corpus of documents, and predict whether the evidence supports or refutes the claim. Automated fact-checking is strongly connected to the task of natural language inference (NLI) with semantically related labels (Thorne et al., 2018; Wadden et al., 2020; Schuster et al., 2021).

Fact-checking datasets often rely on manually generated claims based on existing evidence (Thorne et al., 2018; Jiang et al., 2020; Aly et al., 2021). As a result, the underlying evidence is likely to contain concrete and sufficient information to support or refute a claim. When relying on real-world claims, evidence is often used without manual annotation, assuming that it is sufficient (Augenstein et al., 2019; Park et al., 2022; Khan et al., 2022). If evidence annotation is performed, datasets include artificially created incorrect claims, ensuring that the used evidence contradicts the claims (Wadden et al., 2020; Saakyan et al., 2021), or exhibit low annotator agreement (Hanselowski et al., 2019; Diggelmann et al., 2020), which is not

adequately addressed in the task definition.

Several studies (Pavlick and Kwiatkowski, 2019; Nie et al., 2020; Jiang and Marneffe, 2022) have shown that NLI suffers from inherent ambiguity, leading to contradictory yet valid annotations. To address this, there is an increasing demand towards utilizing diverse annotations, especially in cases where aggregated labels are not representative (Plank, 2022; Leonardelli et al., 2023). The task of fact verification introduces its own complexities. Firstly, evidence retrieval does not always provide sufficient evidence for a claim (Glockner et al., 2022). Secondly, even human fact checkers exhibit disagreements, particularly in ambiguous cases (Lim, 2018). On a similar note, Min et al. (2020) found that real-world questions, initially considered to be clear, contained ambiguities when compared to relevant evidence.

We hypothesize, that similarly ambiguities persist when comparing realistic claims with independent evidence. For example, the claim that “*it is illegal in Illinois to record a conversation*” in Figure 1 initially seems very clear. Only *after* comparing it to the evidence the ambiguity becomes obvious. This claim is *underspecified*: The “consent of all parties” is not explicitly evident in the claim, and different interpretations are plausible: (a) considering parties without consent (true claim), (b) considering any form of consent (false claim), and (c) a neutral interpretation when the condition is unknown as the evidence does not directly support or refute the claim. In this study we aim to investigate the presence of such ambiguities in fact-checking using realistic claims and evidence.

We present AMBIFC, a large fact-checking dataset derived from real-world information needs, sourced from real-world yes/no questions of BoolQ (Clark et al., 2019). AMBIFC contains raw evidence annotations the passage and sentence level from full Wikipedia pages. The annotations for relevant evidence are collected from a minimum of five annotators, along with their confidence estimates. We use annotator agreement to examine inherent ambiguity and provide explanations for the annotator disagreement via our expert-annotated linguistic annotations, inspired by Jiang and Marneffe (2022). We propose the novel task of fact-checking under ambiguity and experiment with state-of-the-art models. We compare three established methods to deal with annotator disagreement. Our work emphasizes the importance of consider-

ing ambiguity within automated fact-checking and takes a step towards incorporating ambiguity into fact-checking models. Our main contributions are:

- We present AMBIFC, a large scale fact-checking dataset with realistic claim and evidence pairs and substantial human annotations, and define the task of fact-checking ambiguous claims.
- We provide an extensive analysis to outline possible reasons and challenges coming from disagreement arising from ambiguity using linguistic annotations.
- We establish and analyze strong baselines by combining approaches that consider annotator disagreement into a pipeline fact-checking system.

2 Related Work

2.1 Automated Fact-Checking

A large number of datasets for automatic fact-checking has been introduced (Guo et al., 2022) that compare given claims to evidence text from Wikipedia (Thorne et al., 2018; Jiang et al., 2020; Diggelmann et al., 2020; Schuster et al., 2021; Park et al., 2022), tables (Chen et al., 2020; Wang et al., 2021; Aly et al., 2021), scientific documents (Wadden et al., 2020; Saakyan et al., 2021; Sarroui et al., 2021; Wadden et al., 2022), or other documents from the web (Augenstein et al., 2019; Hanselowski et al., 2019; Khan et al., 2022).

Repurpose Datasets for Fact-Checking Earlier works developed complex claims from question answering datasets (Jiang et al., 2020; Tan et al., 2023; Park et al., 2022) or knowledge graphs (Kim et al., 2023). Our work is most comparable to FAVIQ (Park et al., 2022), which similarly was generated from real-world information needs questions. Unlike us, it lacks evidence annotations and employs disambiguated questions, hence excluding the natural ambiguity of claims based on real-world information needs, studied in this work.

Independent Claims and Evidence In previous works, the challenging evidence annotation between realistic, independent claims and evidence snippets led to weakened requirements for evidence (Sarroui et al., 2021), low agreement (Hanselowski et al., 2019), and/or additional labels (Diggelmann et al., 2020). While facing similar difficulties, we

are the first on the task of automated fact-checking to comprehensively analyze disagreement and define the verification task around natural ambiguity.

Naturally Occurring Claims with Evidence

Other research has utilized naturally occurring pairs of claims and evidence from scientific citations (Wadden et al., 2020; Saakyan et al., 2021; Wadden et al., 2022) or Wikipedia (Sathe et al., 2020). These datasets contain authentic positive claims and, necessitating the generation of false claims, or only differentiate between different levels of support (Kamoi et al., 2023). In contrast, AMBIFC provides realistic independent pairs of true and false claims with evidence, and addresses resulting ambiguities.

2.2 Inherent disagreement

Recent studies have emphasized that linguistic data and NLP applications inherently involve ambiguity, leading to annotator disagreement (Pavlick and Kwiatkowski, 2019; Jiang and Marneffe, 2022; Basile et al., 2021; Fornaciari et al., 2021; Min et al., 2020; Bhattacharya et al., 2019; Stengel-Eskin et al., 2022).

In the domain of NLI, Nie et al. (2020, ChaosNLI) present a comprehensive annotation of NLI items, involving 100 annotators for each item. Jiang and Marneffe (2022) further investigate the causes of disagreement in ChaosNLI, categorizing them into pragmatic and lexical features, as well as general patterns of human behavior under annotation instructions.

Plank (2022) and Uma et al. (2021) provide overviews of the current state of modeling and evaluation techniques for data with annotation variance. They highlight various methods, such as calibration, sequential fine-tuning, repeated labeling, learning from soft labels, and variants of multi-task learning. However, it is worth noting that the majority of works utilizing data with multiple annotations per item still employ single hard labels for evaluation.

3 Terminology and Task Definition

Terminology Each instance $(c, P) \in D$ of the dataset D consists of the claim c and the passage P . The passage $P = [s_1, s_2, \dots, s_n]$ consists of n sentences s_i . Each complete passage and individual sentence is annotated by m annotators as “supporting”, “refuting”, or “neutral” towards the

claim. Annotations for the passage and i th sentence are represented as $A_P = [a_P^1, a_P^2, \dots, a_P^m]$ and $A^i = [a_i^1, a_i^2, \dots, a_i^m]$, respectively. Sentences s_i relevant to the veracity of the claim are considered as part of the evidence E if at least one annotator assigned a non-neutral label to it.

3.1 Task Definition

We define the fact-checking task under ambiguity as predicting the correct target y given input (c, P) while providing all relevant evidence sentences $s_i \in E$ to justify the prediction. We split the task into two sub-tasks, Evidence Selection (Ev.) and Veracity Prediction (Ver.), as per Thorne et al. (2018), and evaluate the models based on each sub-tasks separately as well as in combination.

Subtask 1: Evidence Selection (Ev.) Given the claim c and the evidence passage P the model must select all evidence sentences $s_i \in E \subseteq P$.

Subtask 2: Veracity Prediction (Ver.) Given (c, P) the model must predict the veracity target \hat{y} to match the gold veracity target y . Depending on the subset, y may require aggregated or soft labels. This will be further elaborated in §7.

Joint Task (Ev.+Ver.) A trustworthy fact-checking system must predict the correct veracity $\hat{y} = y$ based on the correct evidence $\hat{E} = E$. Similar to Thorne et al. (2018) we measure this using the product of the component task scores, which requires systems to perform well on both tasks.

4 Dataset Annotation

To annotate the claims and evidence, crowdworkers followed a two-step process. First, questions from BoolQ (Clark et al., 2019) were reformulated as assertive statements. Second, all evidence sentences and passages from a Wikipedia page were labeled by crowdworkers based on whether they support or refute the corresponding claim.

4.1 Question Rewriting

BoolQ comprises knowledge-seeking queries by users with yes or no answers, resembling fact-checking intents. Dataset instances are generated by rephrasing these queries into claims. Two annotators on Mechanical Turk rephrase each BoolQ question as a claim, with instructions to retain as many tokens from the original question as possible, minimizing potential biases identified in previous studies (Schuster et al., 2019).

Quality Controls Claims were generated by two annotators for each question, with differing claims included in the dataset after manual review. Crowdworkers underwent a qualification round evaluated by the authors. 512 unique annotators with a 95% acceptance rate completed the task. 20% of HITs were used for worker qualification and training, 80% form the final dataset.

4.2 Evidence Selection

The full Wikipedia pages in BoolQ, representing top-ranked search results, were used as evidence. To address bias and annotator fatigue, pages were divided into multiple passage-level annotation tasks (capped at 20 contiguous sentences), assigned in random order. Annotators assessed evidence sentences of each passage as “supporting” or “refuting” to the claim and concluded by providing an overall judgment of the claim’s veracity given the passage. Passages without evidence sentences were labeled neutral, yet annotators could indicate relevance. Uncertainty could be indicated for non-neutral veracity labels. Passages had two initial annotations, with an additional three annotations for passages with found evidence, resulting in five annotations per instance in these cases. Instances with identical claims and passages were merged, resulting in several instances with more than five annotations.

Quality Controls Annotators underwent a 3-stage approval process consisting of a qualification quiz, manual review of their first 100 HITs and continuous manual review. Errors were communicated to them and used to provide formative feedback. A batch of claims was sampled daily for continuous manual review during annotation. The authors reviewed and accepted 12,137 HITs (5.2% of all annotation tasks), while corrections were provided for additional 400 HITs, indicating a 3.2% error rate where annotators deviated from guidelines, *not* due to differences in opinion. The number of HITs reviewed for each annotator was proportional to the annotator’s error rate and the number of annotations submitted. Annotation times were used to calibrate worker hourly pay at \$22.

5 The dataset AMBIFC

5.1 Annotator Agreement

We collected annotations for 10,902 claims, with 90,318 passages from 5,271 unique Wikipedia pages. We divided the instances into subsets based

		<i>Krippendorff's α</i>	
Label	Samples	certain	uncertain
Sentence			
<i>binary</i>	all	0.607	0.340
<i>binary</i>	5+ Ann.	0.563	0.314
<i>stance</i>	all	0.595	0.322
<i>stance</i>	5+ Ann.	0.560	0.302
Passage			
<i>stance</i>	all	0.815	0.377
<i>stance</i>	5+ Ann.	0.553	0.206

Table 1: Krippendorff’s α over different subsets. Samples in the **bold** are used for AMBIFC.

Subset	Sampled $2 \times$ neutral and	
	not relevant	relevant
certain	2.2 % ± 0.1	0.0 % ± 0.0
uncertain	0.6 % ± 0.0	20.9 % ± 0.2
all	0.9 % ± 0.0	16.8 % ± 0.1

Table 2: Likelihood of misclassifying a non-neutral sample as neutral with only two seen annotations.

on the certainty of the annotators, with instances marked as “uncertain” or “relevant” by at least one annotator assigned to the *uncertain* subset and the rest assigned to the *certain* subset. We report the agreement on both subsets separately in Table 1. To account for all annotations being neutral if less than five annotations exist (as per dataset construction), we compute agreement separately for instances with at least five annotators. For sentence-level agreement, we compare stance labels and binary evidence labels (combining “supporting” and “refuting” labels). The slight difference in agreement between the two labeling schemes indicates that disagreements were not substantially influenced by conflicting annotations of the same sentences. The annotators’ certainty judgments provide a strong signal to separate ambiguous instances. Agreement on the certain subset is consistently higher than the uncertain subset. Passage-level agreement on the certain subset is 0.815 in terms of Krippendorff’s α (0.553 after excluding fully neutral instances). We observe poor agreement of 0.206 on the uncertain subset when considering samples with 5+ annotations. The annotators’ awareness of uncertainty suggests that disagreement is due to sample ambiguity rather than noise.

5.2 AMBIFC

Following Beigman Klebanov and Beigman (2009) we separate samples with sufficiently reliable an-

	AMBIFC ^C		AMBIFC ^U
	2-4 Ann.	5+ Ann.	5+ Ann.
Claims	6,241	4,613	9,380
Wiki Pages	3,418	2,732	4,789
Cl./Passage	18,214	6,475	26,680
Cl./Sentence	141,079	49,497	223,370
Pass. Ann.			
<i>Has N</i>	100 %	38.7 %	93.1 %
<i>Has S</i>	0 %	82.2 %	78.4 %
<i>Has R</i>	0 %	29.0%	42.0 %
<i>Has S & R</i>	0 %	11.3 %	21.6 %

Table 3: AMBIFC statistics including passages containing Supporting, Refuting and/or Neutral annotations.

notations for single-label evaluation. We split $\text{AMBIFC} = \text{AMBIFC}^C \cup \text{AMBIFC}^U$ into two subsets. All samples from the *certain* subset have satisfactory inter-annotator agreement for single-label evaluation and form AMBIFC^C .

The disagreement on the uncertain samples implies that single labels cannot capture all valid viewpoints, necessitating the use of soft labels based on the annotations for evaluation. Fully neutral samples have only two annotations, which is not sufficient for reliable evaluation of soft labels, unless we can ensure that they are indeed 100% neutral. We estimate the probability of misclassifying an instance as fully neutral when only two annotations are available by randomly selecting two annotations from samples with 5+ annotations. The results of 50 simulations are reported in Table 2. The likelihood of wrongly assuming an instance as fully neutral when observing two neutral annotations is 0.9% for the entire dataset but it increases up to 20.9% when sampling from uncertain instances. Based on this estimate, we exclude all fully neutral (but marked as “relevant”) instances from our experiments.² The remaining instances with 5+ annotations from the *uncertain* subset form AMBIFC^U .

5.3 AMBIFC Statistics

AMBIFC contains 10,716 distinct claims, 5,210 distinct Wikipedia pages, annotated over 51,369 passages, and 413,946 sentences (Table 3). 7,054 distinct claims c (65.8%) are shared among both subsets, AMBIFC^U and AMBIFC^C , annotated with difference evidence passages P . Instances in AMBIFC^U have at least one non-neutral annotation, as per the dataset generation process. How-

²Nevertheless they represent a valuable part of the real distribution and are published along with AMBIFC.

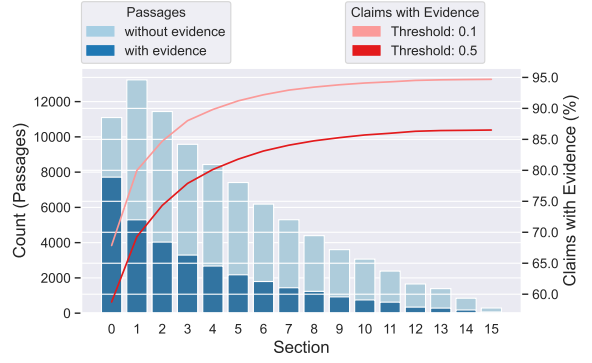


Figure 2: Evidence by section for claims and passages.

ever, 93.1% of them still contain at least one neutral annotation, indicating insufficient evidence. Passages with contradictory veracity labels are substantially more frequent in AMBIFC^U than in AMBIFC^C (21.6% vs 11.3%). We split AMBIFC into train/dev/test splits with the proportions of 70/10/20 for AMBIFC^C and AMBIFC^U respectively based on (c, P) pairs. We ensure each Wikipedia page only exists in one split, and that the claims and Wikipedia pages occur in the identical split regardless of their belonging to AMBIFC^C or AMBIFC^U . As in VitaminC (Schuster et al., 2021) claims are annotated for different evidence yielding different veracity labels. Thus, models cannot achieve high performances when relying on spurious correlations within the claim only (Schuster et al., 2019; Hansen et al., 2021).

5.4 Positional Analysis

Relevance of full Wikipedia Sections A novelty of AMBIFC is the annotation of passages from full Wikipedia pages, rather than just introductory sections as in previous work (Thorne et al., 2018). Figure 2 visualizes the detected evidence per Wikipedia section, revealing that a substantial number of passages contain evidence for or against the claim throughout all sections. The first section is most likely to contain evidence. Longer sections in AMBIFC are divided into multiple passages, which is why the second section has the most pairs of claim and passage (c, P) instead of the first. The lines cumulatively show the number of claims with evidence found per section. This is based on considering passages with at least 10% or 50% of non-neutral annotations as evidence. While most claims have sufficient evidence in the early sections, there are still many claims that require later sections to be verified.

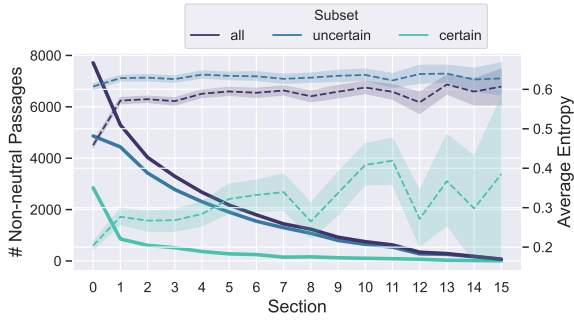


Figure 3: Passage-level annotation entropy (dashed) and count (solid) per section over samples with 5+ annotations.

Subset	Size	Agreement per	α
AMBIFC ^C	1,000	All	.404
		Pass. Ann.	.601
AMBIFC ^U	14,814	All	.250
		Pass. Ann.	.561
AMBIFC	15,814	All	.264
		Pass. Ann.	.565

Table 4: Sentence-level Krippendorff’s α by passage (“All”) and by distinct veracity annotation (“Pass. Ann.”).

Agreement over Sections We analyze the impact of Wikipedia section positions on the inter-annotator disagreement. Figure 3 visualizes the number of instances (solid) and average passage-level annotation entropy (dashed), separated by subset. We only consider passages with 5+ annotations to exclude irrelevant ones. The entropy is relatively stable within each subset, but substantially different between them. Instances from AMBIFC^C mostly contain evidence in the first section, with few samples in later sections considered certain by annotators. In contrast, instances from AMBIFC^U appear throughout most sections.

5.5 Evidence per Veracity Interpretation

Contradictory sentence- and passage level annotations by the same annotator only occur in 0.8% of instances (389 instances). We hypothesize that annotators who assigned different veracity labels relied on different evidence sentences.

We group all binary sentence annotations based on the same claim, passage, and passage-level veracity annotation (c, P, a_p) and separately compute the sentence-level agreement over annotations if the annotators also shared the passage-level veracity label. For a meaningful agreement comparison,

we need at least two annotations per instance and veracity label. Hence, we only consider instances with at least two distinct veracity labels represented by at least two annotations each, and ignore single annotations. This yields annotations for 15,814 (c, P) instances, 32.3% of all instances with 5+ annotations. Due to this selection, this subset represents a highly ambiguous subset of AMBIFC. As expected, the overall agreement (“All” in Table 4) on the sentence-level on this subset is poor. When compared only with annotators that shared the identical passage-level veracity label (“Pass. Ann”) the agreement improves substantially, suggesting that annotators considered different sentences important when assigning different veracity labels.

6 Disagreement Analysis

To assess the extent to which annotator disagreement in AMBIFC can be attributed to ambiguity, we conduct a statistical analysis that examines various forms of linguistic inference in the data and their relationship to annotator disagreement on veracity labels. We use a weighted Krippendorff’s α score (Krippendorff, 1970) to measure agreement.

We hypothesize that lexical, discourse, and pragmatic inference contributes to variation in veracity judgments. The types of inference considered are *Implicature*, *Presupposition*, *Coreference*, *Vagueness*, *Probabilistic Reasoning* and *Underspecification*. *Implicature* involves content that is suggested but not explicitly stated in the utterance, by means of conversational and conventional maxims (Grice, 1975). Similarly, a *Presupposition* refers to accepted beliefs within a discourse (Karttunen, 1974). *Coreference* is used here as a shorthand for difficulty in resolving coreference of ambiguous denotations (Hobbs, 1979), *Vagueness* describes terms with fuzzy boundaries (Kenney and Smith, 1997), and *Probabilistic reasoning* is a class for inferences about what is highly likely but not entailed. Finally, *Underspecification* is used for generic claims that are broader than the given evidence (Cimpian et al., 2010). Examples of these inference types can be found in Table 5. The classification is based on prior literature (Jiang and Marneffe, 2022; Cimpian et al., 2010) and manual inspection of items in our training set.

Annotation Scheme We randomly select 384 items from the development set, with equal probability of sampling an item from the subsets with different combinations of labels assigned by the anno-

Example	Inference interpretation	Annotations
IMPLICATURE		
<u>Claim:</u> <i>Red eared sliders can live in the ocean.</i>	The evidence implies that red ear sliders don't live in the ocean by virtue of listing the types of bodies of water that they brumate in.	[R, N, N, R, R, R]
<u>Evidence:</u> <i>In the wild, red-eared sliders brumate over the winter at the bottoms of ponds or shallow lakes.</i>		
PRESUPPOSITION		
<u>Claim:</u> <i>The Queen Anne's Revenge was a real ship.</i>	The evidence presupposes that Queen Anne's Revenge is an existing ship by stating that parts of it were recovered.	[S, S, S, S, N]
<u>Evidence:</u> <i>On June 21, 2013, the National Geographic Society reported recovery of two cannons from Queen Anne's Revenge.</i>		
COREFERENCE		
<u>Claim:</u> <i>Steve Carell will appear on the office season 9.</i>	Whether the claim is supported or refuted depends if 'series finale' and 'season 9' have the same referent.	[S, S, R, S, S, R, S]
<u>Evidence:</u> <i>This is the second season not to star Steve Carell as lead character Michael Scott, although he returned for a cameo appearance in the series finale.</i>		
VAGUENESS		
<u>Claim:</u> <i>Gibraltar coins can be used in the UK.</i>	The veracity judgment depends on the meaning of the word 'can' being interpreted as 'be able to' or 'be legally allowed to'.	[R, S, N, R, N, N, N]
<u>Evidence:</u> <i>Gibraltar's coins are the same weight, size and metal as British coins, although the designs are different, and they are occasionally found in circulation across Britain.</i>		
UNDERSPECIFICATION		
<u>Claim:</u> <i>You cannot have a skunk as a pet.</i>	The claim is false under specific conditions of location, and underspecified otherwise.	[R, N, R, R, S, R, R]
<u>Evidence:</u> <i>It is currently legal to keep skunks as pets in Britain without a license.</i>		
PROBABILISTIC REASONING		
<u>Claim:</u> <i>It is possible to go to the bottom of Mariana's Trench.</i>	The fact that the vehicle was remotely operated suggests that most likely at this time it would not be possible for a human to go to the bottom of the trench.	[S, N, S, N, N, N, S, S, S, N]
<u>Evidence:</u> <i>Remotely Operated Vehicle KAIKO reached the deepest area of the Mariana Trench and made the deepest diving record of 10,911 metres (35,797 ft) on 24 March 1995.</i>		

Table 5: Examples of claim and relevant evidence which require different types of inference to resolve, and their corresponding veracity annotations at the passage level: **Refuted**, **Neutral** and **Supported**.

tators. Each claim was evaluated with respect to its evidence sentences to determine whether the veracity judgment depended on a specific type of inference or was explicit. Initially, a subset of 20 items was double-annotated for consistency, resulting in a Cohen's κ agreement of 0.67. Subsequently, an additional 364 items were annotated by one of the authors with graduate training in Linguistics, which are used in the variance analysis.

Variables and Statistics Measured We perform an ANOVA variance analysis to examine the relationship between the independent variables (inference types) and the dependent variable (annotator agreement on veracity labels). Interactions are not included due to the non-overlapping nature of the independent variables in the linguistic inference annotation scheme. Confounders, such as the length of evidence and claim, presence of negation in the claim, and presence of quantifiers in the claim, are added to account for variance unrelated to the hypothesized independent variables. These confounders aim to capture aspects of annotator behavior, as increased cognitive load from negation

or longer evidence/claim lengths might negatively impact annotation quality, while quantifiers could make the claim's scope less ambiguous.

Results The variance analysis showed an R^2 value of 0.367, indicating that a significant portion of the variation in annotator disagreement could be explained by annotators' sensitivity to non-explicitly communicated content in claims or evidence. Table 6 presents the significant effects observed in the correlation between the presence of lexical, pragmatic, or discourse inference and the level of disagreement. The coefficients in the table reveal that the presence of ambiguous content significantly impacts agreement scores, with the presence of negation in the claim also having a significant effect, likely due to confusion regarding polarity. This corroborates the results of previous work, showing that ambiguity is inherent to linguistic data and therefore annotator disagreement on labels should be incorporated in NLP models.

Independent variable	coefficient	$P > t $
Implicature	-0.2989	0.000*
Presupposition	-0.3800	0.012*
Coreference	-0.2961	0.009*
Vagueness	-0.6469	0.000*
Underspecification	-0.6111	0.000*
Probabilistic reasoning	-0.5590	0.000*
Evidence length	-0.0356	0.966
Claim length	1.2642	0.600
Negation in claim	-0.2209	0.001*
Quantifier in claim	0.1255	0.119

Table 6: Results of ANOVA showing linguistic inference effects on Krippendorff’s α in AMBIFC. The significant effects are marked with an asterix.

7 Experiments

7.1 Evidence Selection (Ev.)

The system is tasked with identifying the sentences in a given Wikipedia passage $P = [s_1, \dots, s_n]$ that serve as evidence $s_i \in E \subseteq P$ for a claim c . We use the F1-score over claim-sentence pairs (c, s_i) for evaluation. We compare four evidence selection methods using binary/stance evidence annotations with hard or soft labels. Evaluation is performed on AMBIFC^C and AMBIFC datasets.

Binary and Stance. Following Thorne et al. (2018) and Wadden et al. (2020) we model (Ev.) as a *binary* classification task. Additionally, we train a *stance* model to predict the stance label for each (c, s_i) . For training, the majority of “supporting” and “refuting” annotations determine the stance label, with the overall majority (“supporting”) as tiebreaker, and “neutral” assigned if only neutral annotations exist. Stance predictions are mapped to binary evidence labels for evaluation.

Annotation Distillation. To handle uncertainty arising from diverse annotations, one intuitive approach is to mimic the annotation distribution using distillation (Hinton et al., 2015; Fornaciari et al., 2021), achieved by minimizing the soft cross-entropy loss between human and predicted distributions. Previous studies directly modeled human annotation probabilities for each class (Peterson et al., 2019) or applied Softmax (Uma et al., 2020). In our preliminary experiments, human annotation probabilities proved most effective for AMBIFC. A sentence is classified as evidence if the sum of predicted probabilities for supporting and refuting stances exceeds a threshold t . The threshold is

chosen by maximizing the evidence F1-score on the dev set, with values ranging from 0 to 0.3 in intervals of 0.01. We refer to the evidence selection model via distilled annotations as *distill*.

Evidence Regression We calculate the estimated probability p_i for a sentence s_i being part of the evidence set E based on the ratio of annotators who assigned a non-neutral label. We train a regression model (*regr*) to predict the probabilities p_i by minimizing the MSE loss. This approach can be seen as a binary version of annotation distillation for evidence selection.

7.2 Veracity Prediction (Ver.)

In our experiments, we investigate soft labels on AMBIFC and aggregated labels on AMBIFC^C. Previous studies in fact checking have employed two model architectures. The first is the **Pipeline** approach, which predicts the claim’s veracity solely based on selected evidence (Thorne et al., 2018). This approach prioritizes transparency by outputting the used evidence. Following Wadden et al. (2020), we randomly sample one to two sentences during training when no evidence is available for a claim (c, P) . During inference, if no evidence is selected, the prediction defaults to a neutral stance. The second architecture is the **Full-text** approach, where veracity is directly predicted based on the entire evidence document (Augenstein et al., 2019; Park et al., 2022).

7.3 Single Label Veracity Prediction

Fact-checking tasks typically assume single veracity labels for claims given evidence (Thorne et al., 2018; Schuster et al., 2021; Park et al., 2022). However, aggregated labels cannot capture the ambiguity in claims from AMBIFC. Therefore, we evaluate models using aggregated labels only on AMBIFC^C, which exhibits sufficient annotator agreement. To aggregate the passage-level veracity annotations we employ the Dawid-Skene (Dawid and Skene, 1979) method using the implementation of Ustalov et al. (2021).

Metrics Models are assessed based on their accuracy of the predicted veracity. Similar to FEVER-score (Thorne et al., 2018), we require models to correctly predict the evidence and veracity label (Ev.+Ver.). We score models via the averaged instance-level product of the evidence F1-score with the accuracy of the veracity label.

Models We compare pipeline and full-text models for single-label veracity prediction (SINGLE). We also evaluate a self-correcting version of the pipeline (CSINGLE), which removes selected evidence if it predicts “neutral” as veracity. Baseline models utilize selected sentences from the stance evidence selection approach: The MAX. baseline selects the stance with the highest probability, while the MAJ. baseline uses majority voting. Sentences are only considered if the predicted probability for a non-neutral stance reaches a threshold $t = 0.95$. We determine the threshold t by optimizing the accuracy on the dev set over values ranging from 0 to 1 at intervals of 0.05.

7.4 Veracity Prediction over Soft Labels

We experiment with fact-checking over soft-labels using the entire dataset, including AMBIFC^C.

Metrics Incorporating diverse annotations in model evaluation is still an open challenge (Plank, 2022). We use four metrics adapted from recent literature (Baan et al., 2022; Jiang and Marneffe, 2022), to score models. For the joint evaluation (Ev.+Ver.) over soft labels, we calculate the point-wise product of evidence F1-score with sample-averaged F1-score and DistCS (Ver.) as metrics:

EntCE (Human Entropy Calibration Error) quantifies the difference in indecisiveness between humans and model predictions by comparing the instance-level entropy of both distributions.

RankCS (Human Ranking Calibration Score) compares the instance-level label ranking based on the predicted and human probabilities. We adapt the method by Baan et al. (2022) to handle multiple valid rankings for veracity labels identically.

DistCS (Human Distribution Calibration Score) assesses the alignment between human and predicted distributions. Baan et al. (2022) introduce the calibration error DistCE, which measures the instance-level total variance distance (TV) between the annotator and predicted distribution. We adapt $\text{DistCS} = 1 - \text{DistCE}$ to allow for the computation of the joint evidence and veracity score (Ev.+Ver.) as the product of DistCS and the evidence F1-score on an instance level (as for the aggregated labels).

Sample-Averaged F1 evaluates models by averaging the instance-level micro F1-score when considering each distinct annotation as one possible label from a multi-label task. As by Jiang and Marneffe (2022), predicted probability distributions are mapped to multi-label predictions by

considering classes with probabilities $p \geq 0.2$ as predicted, following our dataset construction.

7.4.1 Models

We explore four models that incorporate diverse annotations to varying degrees. The first model, SINGLE (from §7.3), assumes a single veracity label for each (c, P) pair.

Temperature Scaling (Guo et al., 2017) recalibrates models by dividing the logits by a temperature parameter t prior to the Softmax. This technique has demonstrated effectiveness in various NLP tasks (Desai and Durrett, 2020). We choose t based on the highest DistCS score on the dev set for the trained SINGLE models, denoted as TEMP. SCALING post calibration. For the pipeline model, if no evidence is selected, the predicted distribution defaults to 100% neutral.

Annotation Distillation. Similar to §7.1 we distill all passage-level annotations into the model (DISTILL). If no evidence is selected for the pipeline, the prediction defaults to 100% neutral.

Multi-Label Classification Following Jiang and Marneffe (2022), we estimate the probability of each class by applying the Sigmoid function to the model’s logits. Classes with a probability of $p \geq 0.5$ are considered as predicted. When required by the metrics, we compute probability distributions by replacing Sigmoid with Softmax during inference.

Baseline Using the *stance* and *distill* evidence selection, we combine the probabilities of “supporting” (S) and “refuting” (R) to obtain a combined probability $p^{S+R} = 1 - p^N$ where p^N represents the predicted probability for the “neutral”. Veracity predictions are based on the sentence with the highest p^{S+R} , denoted as MAXEVID. We only consider sentences with $p^{S+R} \geq t$, where the threshold t is optimized for DistCS on the development set.

7.5 Implementation

We employ DeBERTaV3_{large} (He et al., 2021) from the Transformers library (Wolf et al., 2020) for both (Ev. and Ver.) tasks, including Pipeline and full-text variants. DeBERTaV3_{large} achieves exceptional performance on the SuperGlue benchmark, including MNLI (Williams et al., 2018) and RTE (Dagan et al., 2006), related to fact-checking. We use fixed hyperparameters (6e-6

learning rate, batch size of 8)³ and train for 5 epochs, selecting the best models based on evidence F1-score (Ev. classification), MSE (Ev. regression), accuracy (Ver. single-label), micro F1-score (Ver. multi-label), and negative cross-entropy loss (distillation). DeBERTaV3_{large} accommodates both short text snippets and longer sequences, enabling fair comparisons between all variants. In initial experiments, we observed that including the Wikipedia entity and section enhances performance. We input all to the model via [CLS] claim [SEP] evidence @ entity @ title [SEP] and feed [CLS] embeddings to linear layer for predictions.

8 Results

Data	Training Model	Evidence F1	
		AMBiFC	AMBiFC ^C
AMBiFC	binary	64.1 \pm 0.2	64.4 \pm 1.2
	stance	63.5 \pm 0.7	64.4 \pm 1.3
	regr	64.5 \pm 0.4	63.1 \pm 0.8
	distill	65.3 \pm 0.3	63.0 \pm 1.5
AMBiFC ^C	binary	56.4 \pm 1.2	66.2 \pm 0.6
	stance	54.0 \pm 1.9	65.6 \pm 0.5
	regr	58.2 \pm 2.3	66.9 \pm 0.4
	distill	57.9 \pm 2.0	66.8 \pm 0.6

Table 7: Evidence F1-score averaged with standard deviation over five runs.

8.1 Evidence Selection

The results in Table 7 indicate that predicting stance labels provides no advantage over binary evidence labels. This holds true for both training on the entire AMBiFC and the AMBiFC^C subset. However, integrating annotators’ uncertainty in evidence selection consistently improves the overall scores.

Training only on AMBiFC^C is not sufficient to correctly identify the evidence of the entire subset. A possible reason is a different distribution of evidence sentences: In AMBiFC^C, evidence sentences make only 8.9% of all sentences. On average, these evidence sentences are selected by more than half of the annotators (52.2%). In AMBiFC, evidence is found in approximately 19.9% of all sentences, selected by 38.8% of annotators on average. The *distill* approach trained on AMBiFC^C

³As proposed for the MNLI task from <https://huggingface.co/microsoft/deberta-v3-large>.

Model			Ver.	Ev.+Ver.
Train	Ev.	Ver.	Acc.	w-Acc.
—	oracle	MAJ.	98.5	98.5
—	oracle	SINGLE	97.1	97.1
AMBiFC ^C	stance	MAJ.	91.4	85.2
	stance	MAX.	91.5	85.2
	regr	SINGLE	94.0	83.3
	regr	CSINGLE	94.0	88.2
	—	SINGLE	94.1	—
AMBiFC	stance	MAJ.	89.0	82.8
	stance	MAX.	89.1	82.9
	binary	SINGLE	94.1	77.0
	binary	CSINGLE	94.1	88.0
	—	SINGLE	94.4	—

Table 8: Averaged veracity prediction results on AMBiFC^C over aggregated single labels over five runs.

performs well in detecting evidence in that subset (recall=68.8%, precision=65.2%), but struggles with AMBiFC^U (recall=42.8%, precision=76.5%). Training on the entire AMBiFC improves primarily the recall of selected evidence, reaching a recall of 80.4% / 64.3% and precision of 51.9% / 68.3% on AMBiFC^C and AMBiFC^U.

8.2 Aggregated Veracity Labels

We evaluate single-label classification models for veracity prediction, selecting the best evidence selection methods from Table 7. The MAJ. and SINGLE models achieve high accuracy when provided with oracle evidence in AMBiFC^C. When using automatically selected evidence, SINGLE outperforms the baselines on (Ver.) but performs worse on the joint score (Ev.+Ver.): Unlike the baselines, SINGLE can make incorrect neutral predictions even with correctly selected evidence. Yet, in AMBiFC^C, neutral veracity labels with annotated evidence are rare (3.4%). For comparison, when unrealistically assuming single labels on AMBiFC^U, this would be the case for 37.2%. The error gets compensated when the self-correction (CSINGLE) is applied. Training on AMBiFC benefits performance on aggregated labels in AMBiFC^C, particularly for the full-text model that avoids propagating errors from evidence selection.

Aggregated Labels Ignore Annotations High scores on aggregated labels can be misleading since they may not capture all valid perspectives equally (Prabhakaran et al., 2021; Fleisig et al., 2023). In the test set, AMBiFC^C’s aggregated labels ignore

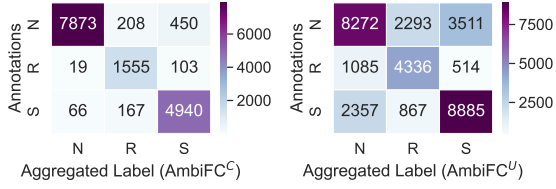


Figure 4: Annotations that are (not) considered by aggregated labels on the respective test sets.

6.6% of the annotations (Figure 4; *left*). After training on AMBIFC^C , the full-text model differs from 12.7% of the veracity annotations. For comparison, aggregated veracity labels on AMBIFC^U would represent only 66.9% of all annotations (Figure 4; *right*), and the AMBIFC -trained full-text model would only agree with 57.1% of them when predicting single labels (with a computed accuracy of 68.8%). Both underline the importance of annotation-based evaluations across the entire $\text{AMBIFC} = \text{AMBIFC}^C \cup \text{AMBIFC}^U$.

8.3 Soft Veracity Labels

We report all results on AMBIFC in Table 9. While SINGLE models cannot comply with metrics over soft labels, they serve as informative baselines. Applying temperature scaling to these models significantly boosts performance on most metrics, particularly in correctly estimating certainty (EntCE). MULTI and DISTILL outperform other models on various metrics, with each excelling in metrics aligned with their respective optimization problems. The pipeline approach is comparable to the full-text approach in terms of DistCS, our strictest metric, while also providing a rationale for predictions and room for improvement through better evidence selection methods (as indicated by *oracle* evidence). Surprisingly, the sentence-level baselines of annotation distillation perform exceptionally well.

Comparing AMBIFC^C and AMBIFC^U The performance of top-performing pipelines (based on DistCS) is examined on different subsets in Table 10. Additionally training on ambiguous instances from AMBIFC^U improves performance across all subsets, except for AMBIFC^C . This discrepancy may be attributed to the abundance of fully neutral and irrelevant passages within AMBIFC^C – which do not exist in AMBIFC^U . Performance on instances with 5+ annotations benefits from the inclusion of ambiguous instances. The notable performance gap between AMBIFC and

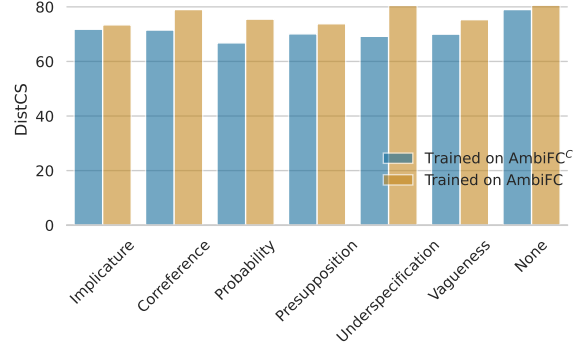


Figure 5: Performance of the Annotation Distillation model on different linguistic categories, separated by the training data used: AMBIFC^C and AMBIFC .

the ambiguous claims in AMBIFC^U underscores the challenge posed by these ambiguous cases.

9 Analysis

Errors by Linguistic Category Model performance varies depending on which lexical, pragmatic and discourse inference types are present in the items. We compare the predictions of the best performing model (Annotation Distillation) trained on AMBIFC^C and AMBIFC , and separate the results per linguistic category (Figure 5). The results corroborate the analysis in §6, as the largest difference between the models trained on AMBIFC^C and AMBIFC appears in the subsets of the development set which contain Underspecification, Vagueness, Probabilistic Reasoning and Coreference, and the smallest difference is seen with items without linguistic cues for ambiguity. Notably, the presence of Underspecification, Vagueness and Probabilistic Reasoning correlates the most strongly with annotator disagreement, as seen in Table 6. Furthermore, Underspecification, Vagueness and Coreference have a lower agreement in the AMBIFC^C subset as compared to the overall agreement in the AMBIFC . This suggests that the annotators are often not aware of the presence of alternative interpretations in these classes, which could also be the reason for these items being more difficult for the model to learn.

Correct Probabilities by Veracity Labels We use the DISTILL pipelines trained on AMBIFC to compare the correctness of the predicted probability for each class in Figure 6. Predictions are considered correct if the absolute difference between human and predicted probabilities is below a threshold t . The pipelines achieve over 70% cor-

Ev.	Model	Ver.				Ev. + Ver.	
	Ver.	EntCE↓	RankCS↑	DistCS↑	F1↑	w-DistCS↑	w-F1↑
avg. distribution		.568	.529	.597	.747	.215	.267
stance	MAXEVID.	.305 ±0.03	.644 ±0.01	.701 ±0.03	.730 ±0.03	.546 ±0.02	.506 ±0.03
distill	MAXEVID.	.223 ±0.01	.712 ±0.01	.793 ±0.00	.850 ±0.00	.574 ±0.01	.593 ±0.00
oracle	SINGLE	.289 ±0.03	.779 ±0.01	.787 ±0.01	.800 ±0.01	.787 ±0.01	.800 ±0.01
oracle	TEMP. SCALING	.175 ±0.00	.779 ±0.01	.840 ±0.00	.842 ±0.01	.840 ±0.00	.842 ±0.00
oracle	MULTI	.244 ±0.01	.792 ±0.00	.810 ±0.00	.915 ±0.00	.810 ±0.00	.915 ±0.00
oracle	DISTILL	.146 ±0.00	.801 ±0.00	.867 ±0.00	.891 ±0.00	.867 ±0.00	.891 ±0.00
distill	SINGLE	.306 ±0.02	.744 ±0.01	.760 ±0.01	.777 ±0.01	.552 ±0.01	.543 ±0.00
distill	TEMP. SCALING	.244 ±0.01	.744 ±0.01	.795 ±0.00	.812 ±0.01	.584 ±0.00	.567 ±0.01
distill	MULTI	.270 ±0.01	.755 ±0.01	.782 ±0.01	.881 ±0.01	.566 ±0.01	.615 ±0.01
distill	DISTILL	.214 ±0.00	.764 ±0.00	.826 ±0.00	.862 ±0.00	.603 ±0.01	.601 ±0.00
SINGLE		.302 ±0.02	.755 ±0.00	.765 ±0.01	.782 ±0.01	—	—
TEMP. SCALING		.264 ±0.00	.755 ±0.00	.783 ±0.01	.801 ±0.01	—	—
MULTI		.249 ±0.01	.764 ±0.00	.795 ±0.00	.884 ±0.00	—	—
DISTILL		.228 ±0.00	.773 ±0.01	.826 ±0.00	.867 ±0.00	—	—

Table 9: Results on AMBiFC averaged over five runs. All models are trained on AMBiFC.

Evaluated	Trained	
	AMBiFC ^C	AMBiFC
AMBiFC ^C	.928	.905
AMBiFC ^C (5+)	.804	.824
AMBiFC ^U	.642	.751
AMBiFC	.781	.826

Table 10: *DistCS*↑ evaluated across different subsets. AMBiFC^C (5+) refers to all instances of AMBiFC^C with at least five annotations.

rect predictions for all veracity label probabilities in AMBiFC^C with $t = 0.15$, while the curve for AMBiFC^U consistently falls below, indicating the greater challenge of this subset. The model always performs best in predicting the probability for "refuting" labels. This is likely because it assigns less probability mass to the minority label: In the absence of any refuting annotation, the average absolute error for "refuting" is 0.04, but it increases to 0.19 when refuting annotations exist.

Contradictory Evidence Interpretations Following our observations in §5.5 we analyze whether models learn the subtle differences between different selected evidence sentences for different veracity interpretations. Specifically, we analyze the predictions of a DISTILL pipeline model \mathcal{M} and predict the probabilities when only inputting the evidence sentences annotated with supporting (E^S) or refuting (E^R) veracity labels separately. A model that learned the subtle differ-

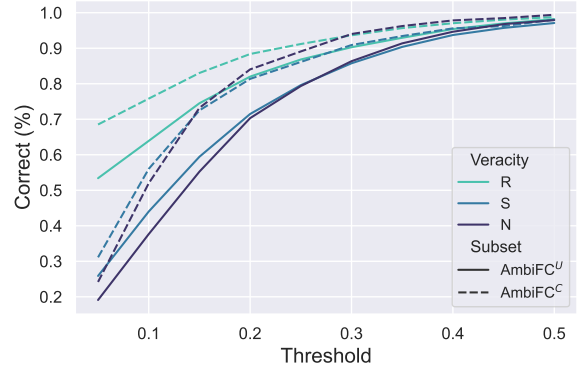


Figure 6: Correct Veracity Estimation by allowing Errors within the margin of the Threshold.

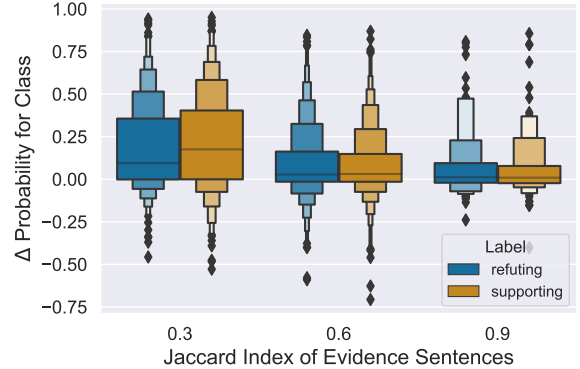


Figure 7: Probability differences of the correctly predicted class when only providing evidence for one of both veracity labels (S or R).

ences would predict high probabilities for R given E^R , and low for R given E^S . We quantify this as the difference in probability when seeing the evidence for the selected minus the opposite class: $\Delta p^R = \mathcal{M}(E^R) - \mathcal{M}(E^S)$ (Δp^S is computed analogously). We analyze all 1,352 test instances from AMBIFC with S and R veracity annotations. To account for cases where similar sentences are selected for E^R and E^S , we group samples based on their similarity using the Jaccard Index. Figure 7 shows that presenting only the respective E^R or E^S increases the probability of the correct class in most cases. On average, there is an 11.9% improvement, which decreases with higher similarity between E^R and E^S .

10 Conclusions

We present AMBIFC, a large-scale fact-checking dataset with rich annotations for evidence-based fact-checking, addressing the inherent ambiguity in real-world scenarios. We justify the annotator disagreement as important signal for ambiguity rather than noise by asserting the substantially higher agreement based on the annotators self-assessment, and provide explanations for this phenomenon through our analysis of linguistic phenomena. We establish strong baselines for fact-checking over ambiguous claims, leaving room for improvement, particularly in the area of evidence selection. By publishing AMBIFC along with its annotations, we aim to contribute to ongoing research on integrating annotations into trained models.

Acknowledgments

This work was supported through a gift from Google as well as the donation of cloud compute credits. The authors wish to thank Dipanjan Das for his advice and support. Conditional scoring with F1 arose from an idea during a conversation with Jonty Page. Max Glockner is supported by the German Federal Ministry of Education and Research and the Hessian Ministry of Higher Education, Research, Science and the Arts within their joint support of the National Research Center for Applied Cybersecurity ATHENE. Ieva Staliūnaitė is supported by Huawei. James Thorne is supported by Institute of Information & communications Technology Planning & Evaluation (IITP) grant funded by the Korea government (MSIT) (No.2019-0-00075, Artificial Intelligence Graduate School Program (KAIST)). Gisela Vallejo is sup-

ported by the graduate research scholarship from the Faculty of Engineering and Information Technology, University of Melbourne. Andreas Vlachos is supported by the ERC grant AVeriTeC (GA 865958) and the EU H2020 grant MONITIO (GA 965576).

References

- Rami Aly, Zhijiang Guo, Michael Sejr Schlichtkrull, James Thorne, Andreas Vlachos, Christos Christodoulopoulos, Oana Cocarascu, and Arpit Mittal. 2021. [The Fact Extraction and VERification Over Unstructured and Structured information \(FEVEROUS\) Shared Task](#). In *Proceedings of the Fourth Workshop on Fact Extraction and VERification (FEVER)*, pages 1–13, Dominican Republic. Association for Computational Linguistics.
- Isabelle Augenstein, Christina Lioma, Dongsheng Wang, Lucas Chaves Lima, Casper Hansen, Christian Hansen, and Jakob Grue Simonsen. 2019. [MultiFC: A real-world multi-domain dataset for evidence-based fact checking of claims](#). In *Proceedings of the 2019 Conference on Empirical Methods in Natural Language Processing and the 9th International Joint Conference on Natural Language Processing (EMNLP-IJCNLP)*, pages 4685–4697, Hong Kong, China. Association for Computational Linguistics.
- Joris Baan, Wilker Aziz, Barbara Plank, and Raquel Fernandez. 2022. [Stop Measuring Calibration When Humans Disagree](#). In *Proceedings of the 2022 Conference on Empirical Methods in Natural Language Processing*, pages 1892–1915, Abu Dhabi, United Arab Emirates. Association for Computational Linguistics.
- Valerio Basile, Michael Fell, Tommaso Fornaciari, Dirk Hovy, Silviu Paun, Barbara Plank, Massimo Poesio, and Alexandra Uma. 2021. [We Need to Consider Disagreement in Evaluation](#). In *Proceedings of the 1st Workshop on Benchmarking: Past, Present and Future*, pages 15–21, Online. Association for Computational Linguistics.
- Beata Beigman Klebanov and Eyal Beigman. 2009. [From Annotator Agreement to Noise Models](#). *Computational Linguistics*, 35(4):495–503.

- Nilava Bhattacharya, Qing Li, and Danna Gurari. 2019. [Why Does a Visual Question Have Different Answers?](#) In *2019 IEEE/CVF International Conference on Computer Vision (ICCV)*, pages 4270–4279.
- Wenhu Chen, Hongmin Wang, Jianshu Chen, Yunkai Zhang, Hong Wang, Shiyang Li, Xiyu Zhou, and William Yang Wang. 2020. [TabFact: A Large-scale Dataset for Table-based Fact Verification](#). In *International Conference on Learning Representations*, Addis Ababa, Ethiopia.
- Andrei Cimpian, Amanda C. Brandone, and Susan A. Gelman. 2010. [Generic Statements Require Little Evidence for Acceptance but Have Powerful Implications](#). *Cognitive science*, 34 8:1452–1482.
- Christopher Clark, Kenton Lee, Ming-Wei Chang, Tom Kwiatkowski, Michael Collins, and Kristina Toutanova. 2019. [BoolQ: Exploring the surprising difficulty of natural yes/no questions](#). In *Proceedings of the 2019 Conference of the North American Chapter of the Association for Computational Linguistics: Human Language Technologies, Volume 1 (Long and Short Papers)*, pages 2924–2936, Minneapolis, Minnesota. Association for Computational Linguistics.
- Ido Dagan, Oren Glickman, and Bernardo Magnini. 2006. [The PASCAL Recognising Textual Entailment Challenge](#). In *Machine Learning Challenges. Evaluating Predictive Uncertainty, Visual Object Classification, and Recognising Textual Entailment: First PASCAL Machine Learning Challenges Workshop, MLCW 2005, Southampton, UK, April 11-13, 2005, Revised Selected Papers*, pages 177–190. Springer.
- Alexander Philip Dawid and Allan M Skene. 1979. Maximum likelihood estimation of observer error-rates using the EM algorithm. *Journal of the Royal Statistical Society: Series C (Applied Statistics)*, 28(1):20–28.
- Shrey Desai and Greg Durrett. 2020. [Calibration of Pre-trained Transformers](#). In *Proceedings of the 2020 Conference on Empirical Methods in Natural Language Processing (EMNLP)*, pages 295–302, Online. Association for Computational Linguistics.
- Thomas Diggelmann, Jordan Boyd-Graber, Jannis Bulian, Massimiliano Ciaramita, and Markus Leippold. 2020. CLIMATE-FEVER: A Dataset for Verification of Real-World Climate Claims. *arXiv preprint arXiv:2012.00614*.
- Nouha Dziri, Ehsan Kamalloo, Sivan Milton, Omar Zaiane, Mo Yu, Edoardo M. Ponti, and Siva Reddy. 2022. [FaithDial: A Faithful Benchmark for Information-Seeking Dialogue](#). *Transactions of the Association for Computational Linguistics*, 10:1473–1490.
- Eve Fleisig, Rediet Abebe, and Dan Klein. 2023. [When the Majority is Wrong: Leveraging Annotator Disagreement for Subjective Tasks](#). *arXiv preprint arXiv:2305.06626*.
- Tommaso Fornaciari, Alexandra Uma, Silviu Paun, Barbara Plank, Dirk Hovy, and Massimo Poesio. 2021. [Beyond black & white: Leveraging annotator disagreement via soft-label multi-task learning](#). In *Proceedings of the 2021 Conference of the North American Chapter of the Association for Computational Linguistics: Human Language Technologies*, pages 2591–2597, Online. Association for Computational Linguistics.
- Max Glockner, Yufang Hou, and Iryna Gurevych. 2022. [Missing counter-evidence renders NLP fact-checking unrealistic for misinformation](#). In *Proceedings of the 2022 Conference on Empirical Methods in Natural Language Processing*, pages 5916–5936, Abu Dhabi, United Arab Emirates. Association for Computational Linguistics.
- HP Grice. 1975. Logic and conversation. *Foundations of Cognitive Psychology*, page 719.
- Chuan Guo, Geoff Pleiss, Yu Sun, and Kilian Q Weinberger. 2017. [On calibration of modern neural networks](#). In *Proceedings of the 34th International Conference on Machine Learning-Volume 70*, pages 1321–1330.
- Zhijiang Guo, Michael Schlichtkrull, and Andreas Vlachos. 2022. [A Survey on Automated Fact-Checking](#). *Transactions of the Association for Computational Linguistics*, 10:178–206.
- Andreas Hanselowski, Christian Stab, Claudia Schulz, Zile Li, and Iryna Gurevych. 2019. [A Richly Annotated Corpus for Different Tasks in Automated Fact-Checking](#). In *Proceedings of the 23rd Conference on Computational Natural*

- Language Learning (CoNLL)*, pages 493–503, Hong Kong, China. Association for Computational Linguistics.
- Casper Hansen, Christian Hansen, and Lucas Chaves Lima. 2021. [Automatic Fake News Detection: Are Models Learning to Reason?](#) In *Proceedings of the 59th Annual Meeting of the Association for Computational Linguistics and the 11th International Joint Conference on Natural Language Processing (Volume 2: Short Papers)*, pages 80–86, Online. Association for Computational Linguistics.
- Pengcheng He, Jianfeng Gao, and Weizhu Chen. 2021. [DeBERTaV3: Improving DeBERTa using ELECTRA-Style Pre-Training with Gradient-Disentangled Embedding Sharing](#). *arXiv preprint arXiv:2111.09543*.
- Geoffrey Hinton, Oriol Vinyals, and Jeff Dean. 2015. [Distilling the Knowledge in a Neural Network](#). *arXiv preprint arXiv:1503.02531*.
- Jerry R Hobbs. 1979. Coherence and coreference. *Cognitive Science*, 3(1):67–90.
- Ziwei Ji, Nayeon Lee, Rita Frieske, Tiezheng Yu, Dan Su, Yan Xu, Etsuko Ishii, Ye Jin Bang, Andrea Madotto, and Pascale Fung. 2023. [Survey of Hallucination in Natural Language Generation](#). *ACM Computing Surveys*, 55(12):1–38.
- Nan-Jiang Jiang and Marie-Catherine de Marneffe. 2022. [Investigating Reasons for Disagreement in Natural Language Inference](#). *Transactions of the Association for Computational Linguistics*, 10:1357–1374.
- Yichen Jiang, Shikha Bordia, Zheng Zhong, Charles Dognin, Maneesh Singh, and Mohit Bansal. 2020. [HoVer: A dataset for many-hop fact extraction and claim verification](#). In *Findings of the Association for Computational Linguistics: EMNLP 2020*, pages 3441–3460, Online. Association for Computational Linguistics.
- Ryo Kamoi, Tanya Goyal, Juan Diego Rodriguez, and Greg Durrett. 2023. [WiCE: Real-World Entailment for Claims in Wikipedia](#). *arXiv preprint arXiv:2303.01432*.
- Lauri Karttunen. 1974. [Presupposition and linguistic context](#). *Theoretical Linguistics*, 1(1-3):181–194.
- Rosanna Kenney and Peter Smith. 1997. [Vagueness: A Reader](#). The MIT Press.
- Kashif Khan, Ruizhe Wang, and Pascal Poupart. 2022. [WatClaimCheck: A new Dataset for Claim Entailment and Inference](#). In *Proceedings of the 60th Annual Meeting of the Association for Computational Linguistics (Volume 1: Long Papers)*, pages 1293–1304, Dublin, Ireland. Association for Computational Linguistics.
- Jiho Kim, Sungjin Park, Yeonsu Kwon, Yohan Jo, James Thorne, and Edward Choi. 2023. [FactKG: Fact Verification via Reasoning on Knowledge Graphs](#). *ACL (to appear)*.
- Klaus Krippendorff. 1970. [Estimating the Reliability, Systematic Error and Random Error of Interval Data](#). *Educational and psychological measurement*, 30(1):61–70.
- Elisa Leonardelli, Alexandra Uma, Gavin Abercrombie, Dina Almanea, Valerio Basile, Tommaso Fornaciari, Barbara Plank, Verena Rieser, and Massimo Poesio. 2023. [SemEval-2023 Task 11: Learning With Disagreements \(LeWiDi\)](#). *arXiv preprint arXiv:2304.14803*.
- Chloe Lim. 2018. [Checking how fact-checkers check](#). *Research & Politics*, 5(3):2053168018786848.
- Sewon Min, Julian Michael, Hannaneh Hajishirzi, and Luke Zettlemoyer. 2020. [AmbigQA: Answering Ambiguous Open-domain Questions](#). In *Proceedings of the 2020 Conference on Empirical Methods in Natural Language Processing (EMNLP)*, pages 5783–5797, Online. Association for Computational Linguistics.
- Yixin Nie, Xiang Zhou, and Mohit Bansal. 2020. [What Can We Learn from Collective Human Opinions on Natural Language Inference Data?](#) In *Proceedings of the 2020 Conference on Empirical Methods in Natural Language Processing (EMNLP)*, pages 9131–9143, Online. Association for Computational Linguistics.
- Jungsoo Park, Sewon Min, Jaewoo Kang, Luke Zettlemoyer, and Hannaneh Hajishirzi. 2022. [FaVIQ: FAct Verification from Information-seeking Questions](#). In *Proceedings of the 60th Annual Meeting of the Association for Computational Linguistics (Volume 1: Long Papers)*,

- pages 5154–5166, Dublin, Ireland. Association for Computational Linguistics.
- Ellie Pavlick and Tom Kwiatkowski. 2019. [Inherent Disagreements in Human Textual Inferences](#). *Transactions of the Association for Computational Linguistics*, 7:677–694.
- Joshua C Peterson, Ruairidh M Battleday, Thomas L Griffiths, and Olga Russakovsky. 2019. [Human Uncertainty Makes Classification More Robust](#). In *Proceedings of the IEEE/CVF International Conference on Computer Vision*, pages 9617–9626.
- Barbara Plank. 2022. [The “Problem” of Human Label Variation: On Ground Truth in Data, Modeling and Evaluation](#). In *Proceedings of the 2022 Conference on Empirical Methods in Natural Language Processing*, pages 10671–10682, Abu Dhabi, United Arab Emirates. Association for Computational Linguistics.
- Vinodkumar Prabhakaran, Aida Mostafazadeh Davani, and Mark Diaz. 2021. [On Releasing Annotator-Level Labels and Information in Datasets](#). In *Proceedings of the Joint 15th Linguistic Annotation Workshop (LAW) and 3rd Designing Meaning Representations (DMR) Workshop*, pages 133–138, Punta Cana, Dominican Republic. Association for Computational Linguistics.
- Arkadiy Saakyan, Tuhin Chakrabarty, and Smaranda Muresan. 2021. [COVID-fact: Fact extraction and verification of real-world claims on COVID-19 pandemic](#). In *Proceedings of the 59th Annual Meeting of the Association for Computational Linguistics and the 11th International Joint Conference on Natural Language Processing (Volume 1: Long Papers)*, pages 2116–2129, Online. Association for Computational Linguistics.
- Mourad Sarrouiti, Asma Ben Abacha, Yassine Mrabet, and Dina Demner-Fushman. 2021. [Evidence-based Fact-Checking of Health-related Claims](#). In *Findings of the Association for Computational Linguistics: EMNLP 2021*, pages 3499–3512, Punta Cana, Dominican Republic. Association for Computational Linguistics.
- Aalok Sathe, Salar Ather, Tuan Manh Le, Nathan Perry, and Joonsuk Park. 2020. [Automated fact-checking of claims from Wikipedia](#). In *Proceedings of the Twelfth Language Resources and Evaluation Conference*, pages 6874–6882, Marseille, France. European Language Resources Association.
- Tal Schuster, Adam Fisch, and Regina Barzilay. 2021. [Get Your Vitamin C! Robust Fact Verification with Contrastive Evidence](#). In *Proceedings of the 2021 Conference of the North American Chapter of the Association for Computational Linguistics: Human Language Technologies*, pages 624–643, Online. Association for Computational Linguistics.
- Tal Schuster, Darsh Shah, Yun Jie Serene Yeo, Daniel Roberto Filizzola Ortiz, Enrico Santus, and Regina Barzilay. 2019. [Towards Debiasing Fact Verification Models](#). In *Proceedings of the 2019 Conference on Empirical Methods in Natural Language Processing and the 9th International Joint Conference on Natural Language Processing (EMNLP-IJCNLP)*, pages 3419–3425, Hong Kong, China. Association for Computational Linguistics.
- Elias Stengel-Eskin, Jimena Guallar-Blasco, Yi Zhou, and Benjamin Van Durme. 2022. [Why Did the Chicken Cross the Road? Rephrasing and Analyzing Ambiguous Questions in VQA](#). *arXiv preprint arXiv:2211.07516*.
- Neset Tan, Trung Nguyen, Josh Bensemann, Alex Peng, Qiming Bao, Yang Chen, Mark Gahegan, and Michael Witbrock. 2023. [Multi2Claim: Generating Scientific Claims from Multi-Choice Questions for Scientific Fact-Checking](#). In *Proceedings of the 17th Conference of the European Chapter of the Association for Computational Linguistics*, pages 2652–2664, Dubrovnik, Croatia. Association for Computational Linguistics.
- James Thorne and Andreas Vlachos. 2018. [Automated fact checking: Task formulations, methods and future directions](#). In *Proceedings of the 27th International Conference on Computational Linguistics*, pages 3346–3359, Santa Fe, New Mexico, USA. Association for Computational Linguistics.
- James Thorne, Andreas Vlachos, Christos Christodoulopoulos, and Arpit Mittal. 2018. [FEVER: a large-scale dataset for fact extraction and VERification](#). In *Proceedings of the*

- 2018 Conference of the North American Chapter of the Association for Computational Linguistics: Human Language Technologies, Volume 1 (Long Papers), pages 809–819, New Orleans, Louisiana. Association for Computational Linguistics.
- Alexandra Uma, Tommaso Fornaciari, Dirk Hovy, Silviu Paun, Barbara Plank, and Massimo Poesio. 2020. [A Case for Soft Loss Functions](#). In *Proceedings of the AAAI Conference on Human Computation and Crowdsourcing*, volume 8, pages 173–177.
- Alexandra N Uma, Tommaso Fornaciari, Dirk Hovy, Silviu Paun, Barbara Plank, and Massimo Poesio. 2021. [Learning from disagreement: A survey](#). *Journal of Artificial Intelligence Research*, 72:1385–1470.
- Dmitry Ustalov, Nikita Pavlichenko, Vladimir Losev, Iulian Giliuzev, and Evgeny Tulin. 2021. [A General-Purpose Crowdsourcing Computational Quality Control Toolkit for Python](#). In *The Ninth AAAI Conference on Human Computation and Crowdsourcing: Works-in-Progress and Demonstration Track*, HCOMP 2021.
- Andreas Vlachos and Sebastian Riedel. 2014. [Fact checking: Task definition and dataset construction](#). In *Proceedings of the ACL 2014 Workshop on Language Technologies and Computational Social Science*, pages 18–22, Baltimore, MD, USA. Association for Computational Linguistics.
- David Wadden, Shanchuan Lin, Kyle Lo, Lucy Lu Wang, Madeleine van Zuylen, Arman Cohan, and Hannaneh Hajishirzi. 2020. [Fact or fiction: Verifying scientific claims](#). In *Proceedings of the 2020 Conference on Empirical Methods in Natural Language Processing (EMNLP)*, pages 7534–7550, Online. Association for Computational Linguistics.
- David Wadden, Kyle Lo, Bailey Kuehl, Arman Cohan, Iz Beltagy, Lucy Lu Wang, and Hannaneh Hajishirzi. 2022. [SciFact-open: Towards open-domain scientific claim verification](#). In *Findings of the Association for Computational Linguistics: EMNLP 2022*, pages 4719–4734, Abu Dhabi, United Arab Emirates. Association for Computational Linguistics.
- Nancy X. R. Wang, Diwakar Mahajan, Marina Danilevsky, and Sara Rosenthal. 2021. [SemEval-2021 task 9: Fact verification and evidence finding for tabular data in scientific documents \(SEM-TAB-FACTS\)](#). In *Proceedings of the 15th International Workshop on Semantic Evaluation (SemEval-2021)*, pages 317–326, Online. Association for Computational Linguistics.
- Adina Williams, Nikita Nangia, and Samuel Bowman. 2018. [A Broad-Coverage Challenge Corpus for Sentence Understanding through Inference](#). In *Proceedings of the 2018 Conference of the North American Chapter of the Association for Computational Linguistics: Human Language Technologies, Volume 1 (Long Papers)*, pages 1112–1122, New Orleans, Louisiana. Association for Computational Linguistics.
- Thomas Wolf, Lysandre Debut, Victor Sanh, Julien Chaumond, Clement Delangue, Anthony Moi, Pierric Cistac, Tim Rault, Rémi Louf, Morgan Funtowicz, Joe Davison, Sam Shleifer, Patrick von Platen, Clara Ma, Yacine Jernite, Julien Plu, Canwen Xu, Teven Le Scao, Sylvain Gugger, Mariama Drame, Quentin Lhoest, and Alexander M. Rush. 2020. [Transformers: State-of-the-art natural language processing](#). In *Proceedings of the 2020 Conference on Empirical Methods in Natural Language Processing: System Demonstrations*, pages 38–45, Online. Association for Computational Linguistics.