

Calculus and digital natives in rendezvous: *wxMaxima* impact

N. Karjanto¹ and H. S. Husain²

¹Department of Mathematics, University College, Sungkyunkwan University
Natural Science Campus, Suwon 16419, Republic of Korea

²Department of Mathematics Education, Faculty of Mathematics and Natural Science Education
Indonesian Education University, Bandung 40154, Indonesia

Last updated May 15, 2022

Abstract

This article introduces and explains a computer algebra system (CAS) *wxMaxima* for teaching and learning of Calculus, both Single-Variable and Multivariable, at the tertiary level to digital natives in South Korea. The didactic underlying this approach is a necessity to combine an element of technology into our classroom to enhance student's understanding of Calculus concepts. For many mathematics educators who have been teaching mathematics using CAS, this material is of great interest, particularly for secondary teachers and university instructors who plan to introduce another alternative CAS into their classrooms. Despite growing up with technology, encouraging Korean digital natives to embrace *wxMaxima* presents its unique challenges.

Keywords: Calculus, computer algebra system, *wxMaxima*, digital natives, South Korea.


1 Introduction

A computer algebra system (CAS) is a program that can solve mathematical problems by rearranging formulas and finding a formula that solves the problem as opposed to just outputting the numeric value of the result. *Maxima* is a full-featured open-source CAS. The software can serve not only as a calculator but also provides analytical expressions and symbolic manipulations. Furthermore, it offers a range of numerical methods of analysis for equations or systems of equations that cannot be solved analytically. It can sketch some graphical objects with excellent quality.

What is *wxMaxima* then? *wxMaxima* is one of the most popular document-based, graphical user interface (GUI) for the *Maxima* CAS. It allows one to use all of *Maxima*'s functions. Additionally, it also provides convenient wizards for accessing the most commonly used features, including inline plots and simple animations. Similar to *Maxima*, *wxMaxima* is also free of charge and is released and distributed under the terms of the GNU General Public License (GPL). This allows everyone the freedom to modify and distribute it too, as long as its license with it remains unmodified. In this article, we will use the term "*wxMaxima*" more often but both terms "*Maxima*" and "*wxMaxima*" can be used interchangeably.

Maxima is different from other well-known so-called 3M mathematical software (*Maple*, *Matlab*, *Mathematica*), where they are commercial and one needs to purchase a license before using them. Other open-source mathematics software include the CAS *SageMath*, *Octave* and *Scilab* (for numerical computation), *R* (for statistical computing), and *GeoGebra* (for interactive Geometry and Algebra), where the latter is quite well-known among mathematics educators worldwide.

Apart from free and easy to install, *Maxima* is also updated continuously. Currently, *Maxima* can run on the following operating systems natively without emulation: *Windows*, *Mac OS X*, *Linux*,

✉: natanael@skku.edu 

Berkeley Software Distribution (FreeBSD), *Solaris*, and *Android*. An executable file can be downloaded from *Maxima*'s website [1]. In particular, the installation file for *Windows* operating system is available for download at an open-source software community resource *SourceForge* [2]. Simply double-click the executable file and follow the instruction accordingly. After the installation is completed, the software is ready to be launched. The whole process takes less than three minutes in total, depending on the speed of our internet connection.

The rationale behind introducing this software is simply because it is for free and is under the GPL. As a comparison, the total combined cost for purchasing the 3M software is almost USD 5500 for an educational license. Although the prices for personal and student licenses are much lower than the commercial and professional ones, nonetheless, for colleagues and practitioners in many developing countries, the price is still considered very expensive. Having this in mind, we would like to promote an open-source software that will benefit many people who have limited resources, particularly in less affluent countries.

For teaching and learning Mathematics, it seems that *Maxima* is fairly accessible to many. Although *SageMath* is pretty popular among university professors for teaching Calculus and Linear Algebra thanks to its user-friendly cloud, the server is a little bit slow, particularly if one attempts to access it from a developing country with modest internet connectivity. Certainly, one can download *SageMath* and install it locally, but it is a huge download. Thus, it is another hindrance for many colleagues in third-world countries.

This paper is organized as follows. After the introductory paragraphs above, this section continues with a literature review, theoretical framework, and research question. Section 3 covers research methodology. Section 4 presents some findings. Section 5 provides some limitations of the study and a discussion of the results. It also concludes and recommends some future outlook of our analysis.

1.1 Literature review

This article is an extended version of our previous work on embedding technology into Calculus teaching and learning [3]. Certainly, the list of literature reviews presented in this subsection is by no means exhaustive. In what follows, we cover several studies where *wxMaxima* plays an important role in teaching and learning mathematics.

One study from Malaysia suggests that the students who are exposed to *Maxima* in learning Calculus did not only achieve a significantly better academic performance as compared with the group which followed the traditional teaching method but also showed a better motivation and more confidence toward the subject [4]. Another example comes from Spain, where García et al. propose to replace *Derive* using *Maxima* [5]. Díaz et al. analyze the role of *Maxima* for learning Linear Algebra in the context of learning based on competencies [6]. Fedriani and Moyano proposes using *Maxima* in teaching mathematics for Business degrees and A-levels students [7]. The authors also present a report of the main strengths and weaknesses of this software when used in the classroom.

Advanced Mathematics can also be explored using *Maxima*, as demonstrated by Dehl [8]. A new possibility for interactive teaching for Engineering using *Maxima* has been discussed by Žáková [9]. There also exist free Calculus electronic textbooks incorporating *wxMaxima*, the interface version of *Maxima*, developed by Zachary Hannan from Solano Community College, Fairfield, California [10]. These books can certainly be adopted into our Calculus classrooms. Currently, the author plans to work on Pre-Calculus, Multivariable Calculus, Linear Algebra, and Differential Equations textbooks using the software. Thus, we will see more *Maxima*-based mathematics textbooks in the future and

this is good news for mathematics educators who are interested to embed technology and CAS into their classrooms.

For an efficient path in understanding *Maxima*, a new textbook by Fred Senese provides a thorough introduction in using *Maxima* with the focus on utilizing the *wxMaxima* interface [11]. Woollett has provided a series of tutorial notes on *Maxima*. Designed for new users, particularly *Windows* customers, the notes include some nuts and bolts suggestions for working with the CAS [12]. Puente-dura has designed a *Maxima* tutorial workflow for enhancing and transforming the learning process in science and mathematics. He identified that the CAS has at least three essential roles: as a calculator number-crunching, as a tool for paper-and-pencil symbolic mathematical derivation, and as a typesetter [13].

1.2 Theoretical framework

The majority of our students, if not all, are “digital natives” or “net generation”. A term coined by Marc Prensky, “digital native” is used to describe the generation of people who grew up in the era of ubiquitous technology, which includes computers and the Internet [14, 15]. Helsper and Eynon argued that we often erroneously presume our ability as educators to engage our students with technology due to the existence of a generational gap. It turns out that this is only one factor; other factors could be more important than generational differences, including gender, experience, educational level, and the intensity of use [16].

Indeed, while technology is embedded in young people’s lives, their use and skills are not uniform [17], cf. [18]. A similar finding among Australian university freshmen confirmed this lack of homogeneity with regards to technology [19]. Another study showed that in addition to a limited range of established technologies being utilized by young people, there was no evidence that they adopt radically different learning styles [20].

Although South Korea is one of the world’s most technologically advanced and digitally connected countries, several case studies do indeed support research findings from other countries. For examples, Koh and Shin observed limited degree and homogeneous pattern in media use among Korean youths [21]. On the other hand, Chung discovered the heterogeneous pattern in multi-tasking behavior and most Korean college students exhibit an affection-type of dependency on digital technology [22].

A literature review on digital natives presented in this article is far from exhaustive. For a more extensive coverage on the topic, the following three references will be more than sufficient. Kivunja provided a literature review to shed some light on theoretical perspectives of how digital natives learn and how we can use that knowledge in facilitating their learning [23]. Palfrey and Gasser offered a sociological portrait of the first generation of digital natives who can seem both extraordinarily sophisticated and strangely narrow [24]. Dingly and Seychell extensively covered the topics of digital natives, investigated the paradigm shift between the different generations of digital natives, and analyzed the future trends of technology [25].

So far we have the object: Calculus courses (Single Variable and Multivariable), the pedagogical tool (CAS *wxMaxima*), and the subject study (Korean digital natives). Due to the advancement of technology and the majority of our students are digital natives, then teaching Calculus using technology to the net generation is no longer an option but it becomes a necessity. By combining these three components, we obtain a Venn-diagram-like relationship. In turns, their intersection forms our theoretical framework for this study, as shown in Figure 1.

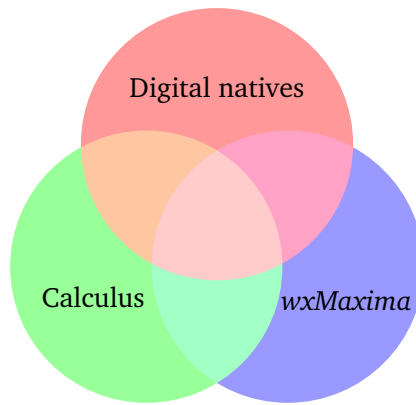


Figure 1: A theoretical framework of teaching Calculus to digital natives using CAS *wxMaxima*.

1.3 Research question

We are interested in investigating the following research questions:

1. What are the strengths and weaknesses of *wxMaxima*?
2. Can we identify some excellent examples for which utilizing CAS *Maxima* could improve students' understanding of particular Calculus concepts and mathematical ideas in general?
3. What kind of students' attitude that we as instructors might receive once we adopt, implement, and integrate CAS *Maxima* into Calculus teaching?

2 *wxMaxima*: its strengths and weaknesses

In this section, we cover both *wxMaxima*'s strengths and weaknesses through examples. Although the considered illustrations are mostly Calculus-related, one may consider examples for other subjects as well, including Linear Algebra, Differential Equations, and Discrete Mathematics.

2.1 *wxMaxima*'s strengths

When working with Calculus problems, students can verify the result of their manual computations performed by pencil and paper using *wxMaxima*. Performing simple Calculus calculations can be executed within seconds. These include calculating the limit, finding a derivative of a function, and evaluating both definite and indefinite integrals. The syntax is relatively easy to understand by someone who has no or little experience in programming.

Our experience as instructors suggests that *wxMaxima* is also handy for obtaining a quick and excellent quality of graphical plots, particularly three-dimensional objects which can be pretty hard to sketch by hand. In turn, this visualization will enhance students' understanding of applying Calculus concepts.

The following provides examples of generating plots. The quality is excellent and the speed is fast. *SageMath* is pretty slow to produce plots and *WolframAlpha*'s free version has lower quality plots. The plot on the left-hand side can be used to verify the theoretical computation of local

extrema, increasing/decreasing test, concavity test to a cubic function $2x^3 - 7x^2 - 5x + 4$. The plot on the right-hand side shows a linear approximation of an exponential function e^x at $x = 0$.

Table 1: Calculus examples of *wxMaxima* commands and their corresponding outputs covering limit, derivative, integral, and 2D plots.

Input	Output
(%i1) 'limit(sin(7*x)/x,x,0);	$\lim_{x \rightarrow 0} \frac{\sin(7x)}{x}$
(%i2) limit(sin(7*x)/x,x,0);	7
(%i3) 'diff(cos(3*x^2),x);	$\frac{d}{dx} \cos(3x^2)$
(%i4) diff(cos(3*x^2),x);	$-6x \sin(3x^2)$
(%i5) 'integrate(1/(1 + x^2),x);	$\int \frac{1}{1+x^2} dx$
(%i6) integrate(1/(1 + x^2),x);	atan(x)
(%i7) integrate(1/(1 + x^2),x,0,1);	$\frac{\pi}{4}$
(%i8) plot2d(2*x^3-7*x^2-5*x+4, [x,-2,4.5]);	(Figure 2, left panel)
(%i9) plot2d([exp(x), 1 + x], [x,-3,2]);	(Figure 2, right panel)

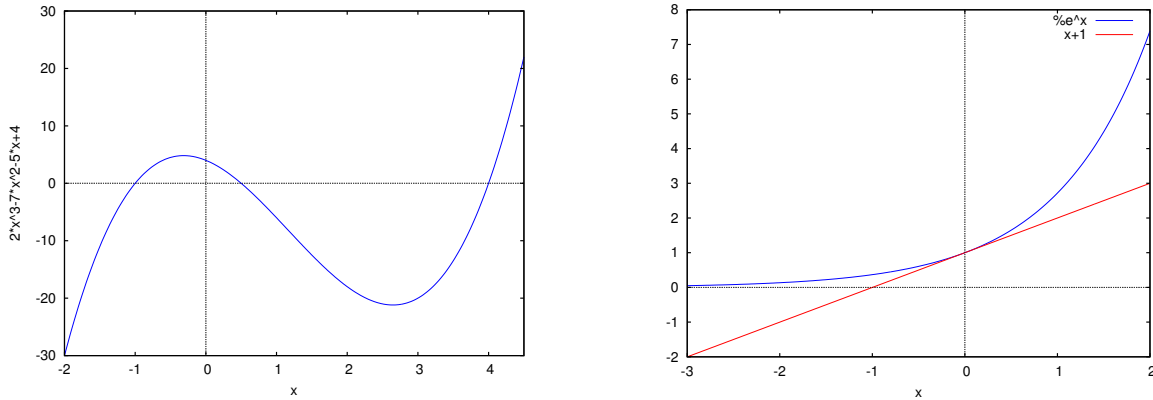


Figure 2: (Left panel) An output of a 2D plot of a cubic function $y = f(x) = 2x^3 - 7x^2 - 5x + 4$. (Right panel) An output of 2D plot of two functions: exponential function $y = f(x) = e^x$ and its linear approximation at $(0, 1)$, $y = L(x) = 1 + x$.

The following gives examples of parametric plots. A polar curve $r = 1 - \sin t$ (cardioid) and a helix $\langle \cos t, \sin t, t \rangle$, $0 \leq t \leq 5\pi$ are given on the left and the right panels, respectively.

The command to calculate the area A enclosed by the cardioid and the length of the helix L are also given. Mathematically, they are given as follows, respectively:

$$A = \int_0^{2\pi} \frac{1}{2} r^2 dt = \frac{3\pi}{2} \quad L = \int_0^{5\pi} \sqrt{x'(t)^2 + y'(t)^2 + z'(t)^2} dt = 5\sqrt{2}\pi.$$

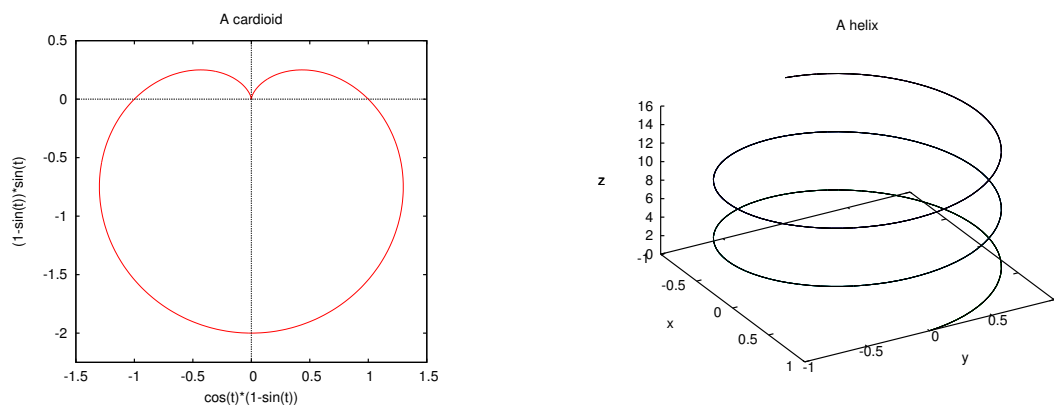


Figure 3: (Left panel) An output of parametric plot input showing a polar curve of cardioid $r(t) = 1 - \sin t$, $0 \leq t \leq 2\pi$. (Right panel) An output of a 3D parametric plot input displaying a vector-valued function of helix $\mathbf{r}(t) = \langle \cos t, \sin t, t \rangle$, $0 \leq t \leq 5\pi$.

Three-dimensional plots such as torus or Möbius band can be rotated easily in any direction. In particular, the torus displayed below comes from a problem of calculating the volume of solid revolution. It is obtained from a disk $(x - 2)^2 + y^2 \leq 1$ revolved about the y -axis. The desired viewpoint can be obtained easily by setting the ‘elevation’ and the ‘azimuth’ angles. This is beneficial in comparison to the *Matlab* plot where the figure has a high number of pixels and can be pretty heavy to be rotated.

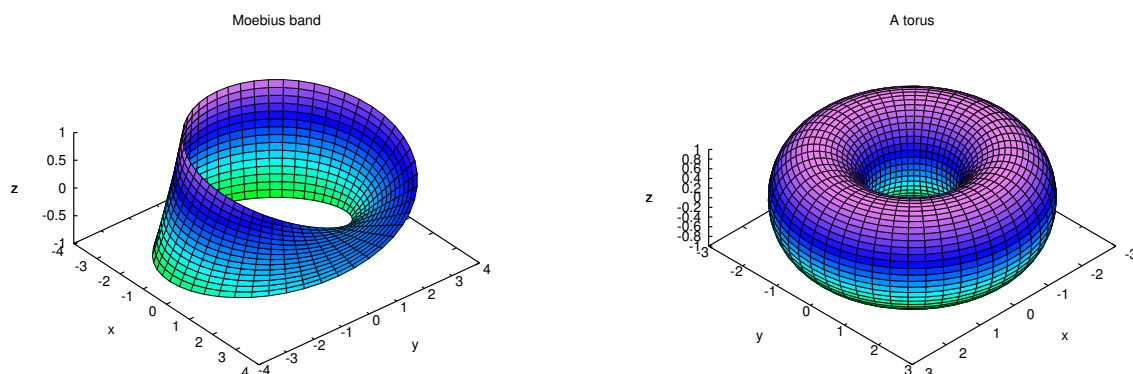


Figure 4: (Left panel) An output of parametric plot input showing a polar curve of cardioid $r(t) = 1 - \sin t$, $0 \leq t \leq 2\pi$. (Right panel) An output of a 3D parametric plot input displaying a vector-valued function of helix $\mathbf{r}(t) = \langle \cos t, \sin t, t \rangle$, $0 \leq t \leq 5\pi$.

2.2 wxMaxima's weaknesses

Sketching a 2D plot of a function with vertical asymptotes requires an additional instruction in *wxMaxima*. For example, although the input `plot2d(x^2/(x^2-1), [x, -4, 4])`; shows there are two vertical asymptotes at $x = \pm 1$, a better input produces a better visibility, cf. [26]:

`plot2d(max(min(x^2/(x^2-1), 10), -10), [x, -4, 4]);` Figure 5 compares the 2D plots of these two inputs.

Table 2: Examples of *wxMaxima* commands and their corresponding outputs showing 2D and 3D plots of parametric curves cardioid and helix, respectively, as well as their corresponding arc lengths.

Input	Output
(%i10) r: 1 - sin(t);	(r) 1 - sin(t)
(%i11) plot2d([parametric,r*cos(t),r*sin(t)], [t,0,2*%pi],[color,red],[x,-1.5,1.5], [y,-2.25,0.5],same_xy,[title,"A cardioid"]);	(Figure 3, left panel)
(%i12) integrate(1/2*r^2,t,0,2*%pi);	$\frac{3\pi}{2}$
(%i13) plot3d([cos(t),sin(t),t],[t,0,5*%pi],[y,-1,1], [grid,100,2],[gnuplot_pm3d,true],[elevation,50], [azimuth,60],[legend,false],[title,"A helix"]);	(Figure 3, right panel)
(%i14) factor(integrate(sqrt(diff(cos(t),t)^2 +diff(sin(t),t)^2+diff(t,t)^2),t,0,5*%pi));	$5\sqrt{2}\pi$

wxMaxima fails to evaluate the following definite integral:

$$\int_0^{\pi} \frac{x \sin x}{1 + \cos^2 x} dx.$$

The indefinite integral above is indeed non-elementary functions, but *WolframAlpha* could spit out a correct answer for the definite integral: $\frac{\pi^2}{4}$.

wxMaxima is not able to handle the following indefinite integral, cf. [27]:

`integrate(sqrt(2)/((x-1)^4+1/16),x);`

$$\int \frac{\sqrt{2} dx}{(x-1)^4 + \frac{1}{16}}.$$

However, using the substitution $y = x - 1$, `changevar(%,x-1-y,y,x);`, the integral transforms into

$$\int \frac{16\sqrt{2} dy}{16y^4 + 1}.$$

Asking *wxMaxima* to evaluate the integral, `ev(%,integrate);` we obtain

$$2\log(4y^2 + 2\sqrt{2}y + 1) - 2\log(4y^2 - 2\sqrt{2}y + 1) + 4\operatorname{atan}\left(\frac{4y + \sqrt{2}}{\sqrt{2}}\right) + 4\operatorname{atan}\left(\frac{4y - \sqrt{2}}{\sqrt{2}}\right).$$

Substituting back to the original variable gives us the desired integral, `sfx: %,y=x-1:`

$$2\log(4(x-1)^2 + 2\sqrt{2}(x-1) + 1) - 2\log(4(x-1)^2 - 2\sqrt{2}(x-1) + 1) + 4\operatorname{atan}\left(\frac{4(x-1) + \sqrt{2}}{\sqrt{2}}\right) + 4\operatorname{atan}\left(\frac{4(x-1) - \sqrt{2}}{\sqrt{2}}\right).$$

Table 3: Examples of *wxMaxima* commands and their corresponding outputs showing 3D plots of parametric surfaces Möbius band and torus.

Input	Output
<pre>(%i15) plot3d([cos(x)*(3+y*cos(x/2)),sin(x)*(3+y*cos(x/2)), y*sin(x/2)], [x,-%pi,%pi], [y,-1,1], ['grid,50,15], [legend,false], [elevation,35], [azimuth,50], [title,"Moebius band"]);</pre>	(Figure 4, left panel)
<pre>(%i16) plot3d([cos(y)*(2+cos(x)),sin(y)*(2+cos(x)),sin(x)], [x,0,2*%pi], [y,0,2*%pi], [gnuplot_pm3d,true], [grid,50,50], [legend,false], [elevation,30], [azimuth,135], [title,"A torus"]);</pre>	(Figure 4, right panel)

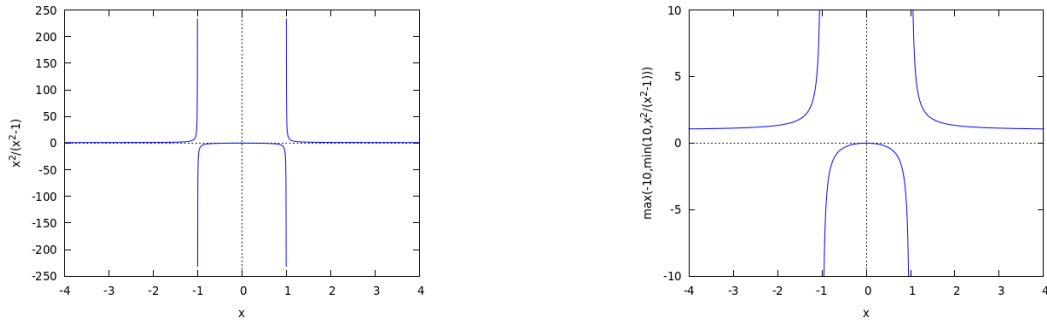


Figure 5: (Left panel) A 2D plot of $y = f(x) = \frac{x^2}{x^2-1}$ without any restriction in the vertical scale. (Right panel) The same plot as in the left panel where now the vertical axis is restricted to $-10 \leq y \leq 10$.

3 Methodology

We consider the qualitative aspect of the study by adopting the observational research method. In particular, we are interested in obtaining students' feedback and opinion regarding their experience in using the CAS.

3.1 Participant

The participants in this study are the students who were enrolled in two Calculus courses offered at the Natural Science Campus at Sungkyunkwan University: Single Variable Calculus (SVC, course code GEDB001) and Multivariable Calculus (MVC, course code GEDB002) for five years from Fall 2015 until Fall 2019. Each course includes six different sections. The total number of participants is 616 and their age ranges from 18 to 24 years old. There were 415 students registered in SVC and 253 were in MVC. For unclear reasons, the number of registered students for MVC tends to be

fewer than for SVC. The length of the semester is 16 weeks, where Weeks 8 and 16 were designated for the Midterm and Final examination periods. We employ the convenience sampling technique in selecting the course section due to accessibility and efficiency.

3.2 Measurement

We obtain the students' feedback from the emails that they sent as well as from the online questionnaire administered by the Academic Affairs Team. The students have twice the opportunity to deliver feedback, before the Midterm test and Final examination periods, Week 7 and Week 15, respectively. In particular, we pay attention to the second part of the questionnaire where the students can write freely in giving feedback to their instructors' teaching. They need to respond to the inquiry "Please write down your suggestions for the professor to improve the class." The first part of the student teaching evaluation is a typical five-Likert item questionnaire and we do not cover here since the statements are generic and do not solicit particular students' opinion on the use of CAS *wxMaxima* during teaching.

4 Result

The response rate ranges from 69% to 98%, depending on the period and course. There are only 14 selected comments that are about or closely related to *wxMaxima*. Table 4 summarizes the details of the number of responses and the total number of students registered in each course. We have adopted the convenience sampling method due to its efficiency and accessibility.

Table 4: The distribution of participants according to the courses and number of responses.

Course	Number of sections	Number of responses			Total
		Selected	Midterm	Final	
SVC	6	6	286	389	415
MVC	6	8	200	249	253
Total	12	14	486	638	616

Regarding students' feedback, although some wrote positive comments, generally the perception of the CAS was negative. Table 5 displays selected students' feedback teaching evaluation related to CAS *wxMaxima* for both courses SVC and MVC.

5 Discussion

5.1 Limitation

This study admits several limitations. First, the amount of materials in SVC is overwhelming. It covers nine chapters of Stewart's Calculus textbook and we need to complete them in 14 weeks. Embedding technology into teaching and learning contributes an additional burden. In a typical North American university, similar content would be covered in two different courses for two consecutive

Table 5: Selected student’s feedback on teaching evaluation for SVC and MVC. We include comments related to the CAS *wxMaxima* only.

Course	Semester	Period	Feedback
SVC	Spring 2016	Midterm	<i>Maxima</i> program is too hard.
			It’s nice to use <i>Maxima</i> . It would be nice if there was no error by telling us how to use it or the download path.
			The purpose of using <i>Maxima</i> is good, but students may be embarrassed to use the program they are not familiar with, so please provide more information on that part.
	Spring 2018	Final	<i>Maxima</i> is too hard.
		Midterm	It would be appreciated if you could reduce the drawing of the graph.
MVC	Spring 2019	Midterm	Please tell me carefully the calculus. It is good for taking classes and organizing concepts slowly. You show them all in a graph.
	Fall 2016	Midterm	Using <i>Maxima</i> . Professor Karjanto teaches us well so I can understand the contents well.
			<i>WXMAXIMA</i>
			<i>maxima</i> program
			Using computer program to show graph is good.
	Fall 2018	Final	I want more homework solve good problem rather than using computer.
			It seems that using more graphing software will help you understand.
			The professor directly draws a graph to understand the concept and uploads additional helpful materials to <i>iCampus</i> . Was a great help in studying the subject overall.
	Fall 2019	Midterm	
		Final	I cannot solve the assignment using <i>wxMaxima</i> and thus, solve it by hand.

semesters. They are usually called “Calculus 1” and “Calculus 2”, where they cover Differential and Integral Calculus, respectively. The latter often includes an Introduction to Differential Equations and Sequence and Series. Hence, teaching Calculus using *wxMaxima* with less material coverage seems to be a promising attempt.

Second, despite the superior features of *wxMaxima* and its specialty in symbolic operations, the CAS itself has some weaknesses that could be challenging for new beginners to learn, adopt, and adapt, both for instructors and students, but it might be more conspicuous for the latter. The CAS is admittedly far from perfect due to its nature of free and open-source software. Other commercial CAS like *Mathematica* and *Maple* might be better since the companies possess an army of paid personnel working around the clock to improve the software. Nevertheless, we still have a positive hope since *wxMaxima* is also updated frequently, bugs are fixed, and documentation is improved by a group of volunteer developers who work tirelessly.

Third, we have a wrong assumption toward our digital native students. We thought that they will automatically embrace and enjoy learning *wxMaxima* because they might be familiar with other CAS or had been learning using technology in general during their previous education levels. For example, some high school teachers in Korea utilize *GeoGebra* in their classrooms. It turns out that

we need to provide additional guidance on both technical and coding aspects of the CAS to have a better teaching and learning process. This includes the installation procedure and introducing simple operations and most-frequent syntax at the beginning of the semester.

5.2 Conclusion

We have considered some issues in teaching Calculus using *wxMaxima* to digital natives in South Korea. Although the CAS is far from perfect, it serves the purpose of improving the quality of teaching and learning. We have included some examples where *wxMaxima* assists well in understanding better Calculus concepts. These include calculating limit, finding a derivative of a function, evaluating definite and indefinite integrals, generating plots for explicit functions, parametric functions, polar curves, and three-dimensional objects. The visualization aspect enhances excellent teaching.

For teachers and instructors who are currently adopting *Maple* or *Mathematica* in their teaching, we are interested to stimulate a discussion of whether it is visible to integrate, or even to switch entirely, to *wxMaxima*. We have a strong conviction that this endeavor is not beyond our reach, at least for a sequence of Calculus courses (PreCalculus, SVC, MVC).

For Linear Algebra, we observe that *Matlab* is still the most popular software not only among engineers but also among educators, thanks to its many professional contributors, rigorous development, powerful numerical computation, and additional package *Simulink*. *SageMath* is also getting popular for teaching and learning Linear Algebra since it utilizes existing open-source libraries specifically designed for Linear Algebra, including *LAPack* and *NumPy*. Thus, we are not too ambitious to persuade many people to switch to *wxMaxima* for teaching and learning Linear Algebra. Some Linear Algebra problems are worth to be tested using *wxMaxima* nonetheless.

Despite many admirable qualities of *wxMaxima*, our experience in other courses and with different CAS suggests that some students hate when the instructors attempt to embed CAS in general into mathematics teaching and learning. For example, after implementing Calculus with *SageMath* in 2012, some students provided feedback suggesting to eliminate *SageMath* from Calculus teaching. For Linear Algebra, a one-hour dedicated problem-solving session using *Matlab* is not favored among the students. Students' feedback on teaching evaluation consistently mentions that the computer laboratory sessions are a waste of time and must be replaced by the traditional problem-solving session using pen and paper.

For these particular Calculus courses (SVC and MVC), we observed that very few students gave positive feedback regarding the use of *wxMaxima* for teaching and learning. The majority of students' comments voice an atmosphere of negativity and resistance in pushing away *wxMaxima*. Even if they seem to embrace the CAS favorably, they might forget it as soon as the semester is over. We need to acknowledge that in other subsequent courses, their instructors might not use *wxMaxima* anymore. There are other important programming languages (*Python*, *C++*, *Java*, etc) that our students must master before they enter the job market.

Acknowledgment

We acknowledge Dr. Rob J.W.E. Lahaye (Department of Physics, SKKU), Dr. Lois S. Simon (Department of Mathematics, SKKU), Mr. John Kevin Locke (Departments of Mathematics and Physics, New Mexico Institute of Mining and Technology, Socorro, NM), and Mr. Boris Gärtner (Munich, Germany) for fruitful discussion.

References

- [1] *Maxima* website page. Accessible online at <https://maxima.sourceforge.io/>. Last accessed May 15, 2022.
- [2] *SourceForge* website page hosting *Maxima* executable file for *Windows*. Accessible online at <http://sourceforge.net/projects/maxima/files/Maxima-Windows/>. Last accessed May 15, 2022.
- [3] Karjanto, N., and Husain, H. S. (2017). Adopting *Maxima* as an open-source Computer Algebra System into mathematics teaching and learning. In *Proceedings of the 13th International Congress on Mathematical Education* (pp. 733–734). Springer: Cham, Switzerland.
- [4] Ayub, M., Fauzi, A., Ahmad Tarmizi, R., Abu Bakar, K., and Wong, S. L. (2014). Adoption of Wx-maxima software in the classroom: Effect on students' motivation and learning of mathematics. *Malaysian Journal of Mathematical Sciences* **8**(2): 311–323.
- [5] García, A., García, F., Rodríguez, G., and de la Villa, A. (2011). Could it be possible to replace DERIVE with MAXIMA? *International Journal for Technology in Mathematics Education* **18**(3): 137–142.
- [6] Díaz, A., García, A., and de la Villa, A. (2011). An example of learning based on competences: Use of Maxima in Linear Algebra for Engineers. *International Journal For Technology in Mathematics Education* **18**(4): 177–181.
- [7] Fedriani, E.M. and Moyano, R. (2011). Using Maxima in the Mathematics Classroom. *International Journal for Technology in Mathematics Education* **18**(4): 171–176.
- [8] Dehl, M. (2009). Exploring advanced math with Maxima. *Linux Journal*. Accessible online at <http://www.linuxjournal.com/content/exploring-advanced-math-maxima>. Last accessed May 15, 2022.
- [9] Žáková, K. (2011, April). Maxima—An open alternative for engineering education. In *Global Engineering Education Conference (EDUCON)*, 2011 IEEE (pp. 1022–1025). IEEE.
- [10] Hannan, Z. (2015) *wxMaxima for Calculus I. wxMaxima for Calculus II*. Solano Community College: Fairfield, California. Accessible online at <https://wxmaximafor.wordpress.com/>. Last accessed May 15, 2022.
- [11] Senese, F. (2019). *Symbolic Mathematics for Chemists: A Guide for Maxima Users*. John Wiley & Sons: Hoboken, New Jersey.
- [12] Woollett, E. L. (2020). Maxima by example. California State University: Long Beach, California. Accessible online at <https://web.csulb.edu/~woollett/mbe.html>. Last accessed May 15, 2022.
- [13] Puentedura, R. R. (2020). Symbolic math—A workflow. Hippasus: Williamstown, Massachusetts. Accessible online at <http://www.hippasus.com/resources/symmath/index.html>. Last accessed May 15, 2022.
- [14] Prensky, M. (2001). Digital natives, digital immigrants Part 1. *On the Horizon* **9**(5): 1–6.
- [15] Prensky, M. (2001). Digital natives, digital immigrants Part 2: Do they really think differently? *On the Horizon* **9**(6): 1–6.
- [16] Helsper, E. J., and Eynon, R. (2010). Digital natives: where is the evidence?. *British Educational Research Journal* **36**(3), 503–520.

- [17] Bennett, S., Maton, K., and Kervin, L. (2008). The ‘digital natives’ debate: A critical review of the evidence. *British Journal of Educational Technology* **39**(5), 775–786.
- [18] Bennett, S., and Maton, K. (2010). Beyond the ‘digital natives’ debate: Towards a more nuanced understanding of students’ technology experiences. *Journal of Computer Assisted Learning* **26**(5), 321–331.
- [19] Kennedy, G. E., Judd, T. S., Churchward, A., Gray, K., and Krause, K.-L. (2008). First year students’ experiences with technology: Are they really digital natives?. *Australasian Journal of Educational Technology* **24**(1): 108–122.
- [20] Margaryan, A., Littlejohn, A., and Vojt, G. (2011). Are digital natives a myth or reality? University students’ use of digital technologies. *Computers & Education* **56**(2), 429–440.
- [21] Koh, H., and Shin, J. (2018). An exploratory study on media use by digital natives. *The Journal of the Korea Contents Association* **18**(3), 1–10 (in Korean).
- [22] Chung, Y. (2019). Are college students really digital natives?: An exploratory case study of South Korea. *The Journal of Internet Electronic Commerce Research* **19**(2), 165–180.
- [23] Kivunja, C. (2014). Theoretical perspectives of how digital natives learn. *International Journal of Higher Education* **3**(1), 94–109.
- [24] Palfrey, J., and Gasser, U. (2008). *Born Digital: Understanding the First Generation of Digital Natives*. Basic Books: Philadelphia, Pennsylvania.
- [25] Dingli, A. and Seychell, D. (2015). *The New Digital Natives: Cutting the Chord*. Springer: Heidelberg, Germany.
- [26] Glasner, M. (2004). A Maxima guide for Calculus students. Pennsylvania State University: University Park, Pennsylvania. Accessible online at http://michel.gosse.free.fr/documentation/fichiers/maxima_sg.pdf. Last accessed May 15, 2022.
- [27] Gärtner, B. (2005). The computer algebra program Maxima – a tutorial. Bildungsgüter: München, Germany. Accessible online at <http://www.bildungsgueter.de/MaximaEN/Contents.htm>. Last accessed May 15, 2022.