

## Highlights

### **CDiNN -Convex Difference Neural Networks**

Parameswaran Sankaranarayanan,Raghunathan Rengaswamy

- Introduce new Neural network architecture for efficient decision making without significant loss of representational capability
- Use of Difference of Convex (DC) programming in decision making involving neural networks
- DC optimization produces better result at each iteration and guarantees convergence with the proposed neural network architecture
- Optimization problem at each step reduces to Linear Programming problem with the proposed network architecture
- Illustration of advantages of this neural network structure through several case studies

# CDiNN -Convex Difference Neural Networks

Parameswaran Sankaranarayanan<sup>a</sup>, Raghunathan Rengaswamy<sup>a,\*</sup>

<sup>a</sup>Robert Bosch Centre for Data Science and Artificial Intelligence, Indian Institute of Technology Madras, Chennai, India

---

## ARTICLE INFO

### Keywords:

Difference of convex optimization  
Input Convex Neural Networks  
Deep learning  
Neural Networks  
Optimal control

---

## ABSTRACT

Neural networks with ReLU activation function have been shown to be universal function approximators and learn function mapping as non-smooth functions. Recently, there is considerable interest in the use of neural networks in applications such as optimal control. It is well-known that optimization involving non-convex, non-smooth functions are computationally intensive and have limited convergence guarantees. Moreover, the choice of optimization hyper-parameters used in gradient descent/ascent significantly affect the quality of the obtained solutions. A new neural network architecture called the Input Convex Neural Networks (ICNNs) learn the output as a convex function of inputs thereby allowing the use of efficient convex optimization methods. Use of ICNNs for determining the input for minimizing output has two major problems: learning of a non-convex function as a convex mapping could result in significant function approximation error, and we also note that the existing representations cannot capture simple dynamic structures like linear time delay systems. We attempt to address the above problems by introduction of a new neural network architecture, which we call the CDiNN, which learns the function as a difference of polyhedral convex functions from data. We also discuss that, in some cases, the optimal input can be obtained from CDiNN through difference of convex optimization with convergence guarantees and that at each iteration, the problem is reduced to a linear programming problem.

---

## 1. Introduction

Neural networks have been used for function approximation and classification tasks in several applications. The fact that these networks are shown to be universal function approximators is a nice theoretical guarantee for possible representational capability. Specifically, in [17], the authors have shown the universal approximation capability of neural networks with unbounded activation functions like ReLU. Further, in recent years, complex problems have been solved using deep architectures (multiple layers) with Rectified Linear Unit (ReLU) activation functions. This has spawned a tremendous interest in the study of these architectures across all engineering domains. However, while these properties are theoretically nice, the actual performance depends on solving optimization problems in multiple contexts while neural networks are used. Optimization is important in neural networks in two contexts:

1. The first context is the training of these networks, where the network parameters are identified by minimizing a loss function. The most popular approach is the back-propagation approach, which is a gradient descent algorithm. Several variants of this algorithm have been evaluated for neural network training. Since the loss function is usually non-convex, issues related to convergence and local minima problems need to be addressed. In spite of all these, there are several applications where neural networks have found great success.
2. The second context is where the trained network is used in model-based control or model-based optimization studies. These are problems where optimal decisions have to be made such as understanding the effect of inputs on certain neurons, inputs for optimal control and so on. Since the identified neural network model is non-convex, the use of such models in any control and/or optimization application is beset with local minima problems. Global optimization solutions are computationally prohibitive for use in real-time or near real-time applications. Further, there is very little theoretical convergence guarantees for many of these techniques. An additional difficulty is the trial-and-error process for choosing parameters in the optimization procedure (referred to as hyper-parameter tuning), which leads to considerable fluctuations in the quality of results. This could possibly make the whole process non-standard.

---

\*Corresponding author

paramesh282@gmail.com (P. Sankaranarayanan); raghur@mail.iitm.com (R. Rengaswamy)  
ORCID(s):

All nonlinear problems are not complex from an optimization perspective, it is the non-convexities that lead to difficulties. On the other hand, algorithms dealing with convex functions have guarantees regarding convergence and identification of global optimum. As a result, use of convex optimization ideas in neural networks is gaining prominence. In [1] and [4], the authors propose an architecture called the Input Convex Neural Network (ICNN) in which the output is learnt as a convex function of the inputs. When a network like that is used in optimization studies, particularly when the output function is directly optimized, then the optimization problem becomes a convex optimization problem. As a result, efficient convex optimization algorithms can be applied to solve these types of problems. Further, an extension of the ICNN as a recurrent neural network has also been proposed; this structure can be used to model time series data.

While there are several advantages to ICNN, one of the main drawbacks of the architecture is the representational capability. There can be considerable loss in accuracy when approximating a non-convex function using a convex function. Additionally, we show that the ICNN architecture, due to the manner in which it is constructed, cannot be used to model time delay systems. To address these difficulties, while retaining some of the advantages in working with convex functions in optimization, we propose a new neural network architecture called the CDiNN architecture. In this architecture, any given function that needs to be modeled is represented as a difference of convex functions. This enhances the representation capability tremendously. Further, as in ICNN, when the outputs are directly optimized, one could use difference of convex algorithms (DCA), which provide much better theoretical guarantees than the standard gradient descent algorithms. In this paper, we describe the CDiNN architecture, analyze its properties and show application examples to demonstrate the versatility of this architecture.

The rest of the paper is organized as follows. ICNN and their properties, advantages and disadvantages are discussed in the next section. After that we describe the proposed CDiNN architecture, explore its properties and compare the proposed architecture with ICNN. Application case studies that corroborate the theoretical claims follows this discussion. We conclude with thoughts on further development of the CDiNN architecture.

## 2. Input Convex Neural Network - ICNN

Input Convex Neural Network (ICNN) [1] is designed to learn function mapping from a class of convex functions generated using a neural network architecture. In this neural network structure, outputs are convex functions of inputs. This is achieved through appropriate choices for activation functions and constraining the weights. In this section, we start with a basic description of the ICNN architecture. Properties of ICNN and some of the representational issues in the use of the ICNN architecture are then described. Training strategies for identifying the weights in the ICNN structure are outlined. Finally, applications of ICNN studied in the literature and the disadvantages of the ICNN structure are explored.

### 2.1. ICNN Structure

Input Convex Neural Network is a modification of feed-forward neural networks with constraints on the weights and the choice of activation functions [1]. The architecture of the neural network is shown in Figure 2. The input to the network ( $x$ ) is passed through hidden layers (possibly deep) and  $z_k$  is the output of the  $k^{th}$  layer. The activation function used in the network is a convex non-decreasing function. Rectified Linear Unit (ReLU), shown in Figure 1 is an example of a possible activation function that can be used. The input  $x$  is connected to hidden layers through weights  $W_i^{(x)}$  and output of hidden layer is connected to the next layer through weights  $W_i^{(z)}$ . The network structure depicted in Figure 2 reduces to the standard feed-forward structure, except for the direct connections from the inputs to every layer of the network. It can be observed that when the weights connecting the output of one hidden layer of neural network to the next layer ( $W_i^{(z)}$ ) is constrained to be positive and the activation function is convex non-decreasing function, every element in the output layer ( $z_K$ ) is a convex function of the input  $x$ . This is because a non-negative sum of convex functions is a convex function and a composition of non-decreasing convex function  $g_i$  on a convex function results in a convex function. Given that the weights are constrained to be positive, the pass-through layers (connections from the inputs directly to every layer) provided by  $W_i^{(x)}$  are required to permit identity mapping.

$$z_{i+1} = g_i(W_i^{(z)} z_i + W_i^{(x)} x + b_i); \quad (1)$$

It is also possible easily extend this framework to construct a Partial Input Convex Neural Network (PICNN) where

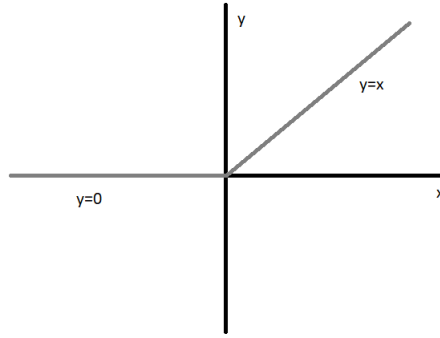


Figure 1: ReLU activation function output =  $\max(0, \text{input})$

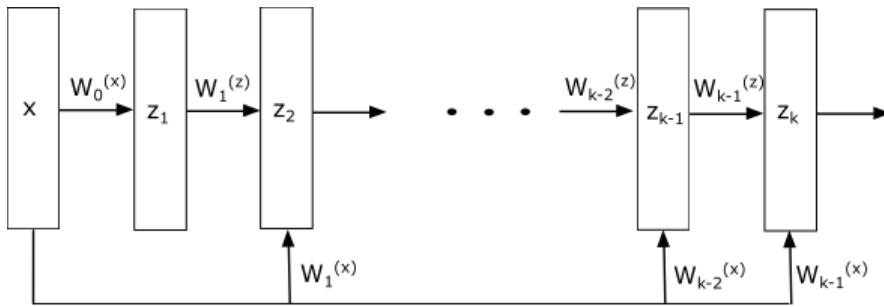


Figure 2: Input Convex Neural Network proposed in [1]

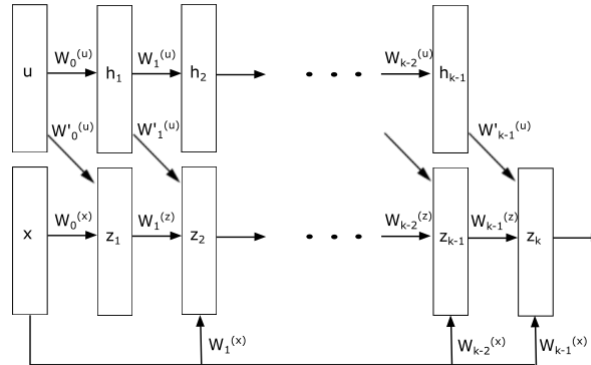


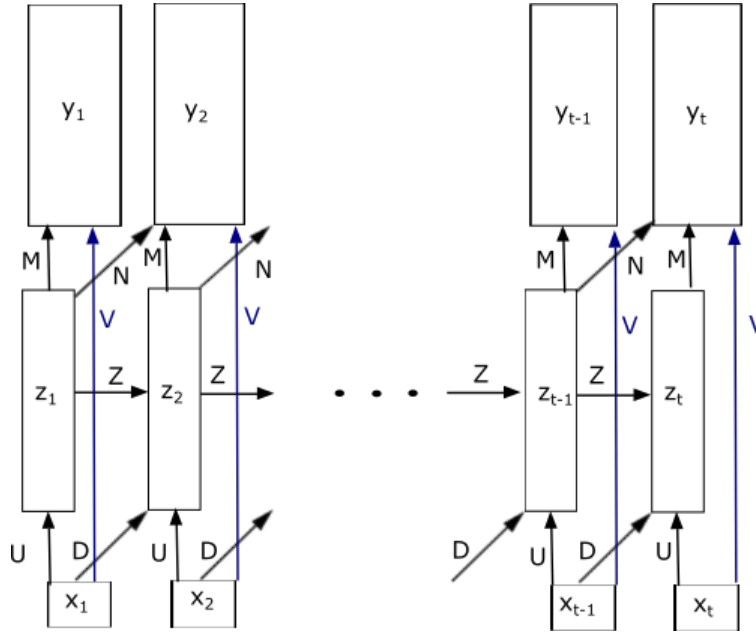
Figure 3: Partial Input Convex Neural Network

the output is a convex function of only a subset of the input terms. In the Figure 3, each element of  $z_k$  can be learnt as a convex function of  $x$  and a non-convex function of  $u$ . Only the weights  $W_i^{(z)}$  are constrained to be positive.

## 2.2. Recurrent ICNN

We discuss the Recurrent ICNN architecture proposed in [4]. The architecture of Recurrent ICNN is shown in Figure 4 and described by equation 2

$$z_t = \text{ReLU}(Ux_t + Zz_{t-1} + Dx_{t-1})$$



**Figure 4:** Recurrent Input Convex Neural Network expanded in time (time=1 to time=t)

$$y_t = f_a(Mz_t + Nz_{t-1} + Vx_t) \quad (2)$$

where  $x_t$  is the input vector at time  $t$  in the format  $x = \begin{bmatrix} u \\ -u \end{bmatrix}$ ,  $u$  is the input,  $y_t$  is the output of the neural network at time  $t$ ,  $f_a$  is a non-decreasing convex activation function (Linear, ReLU etc.) and  $D, N, V$  are the weights of pass-through layers. It can be observed that the output  $y_t = f(x_1, x_2, \dots, x_t; \theta)$  is a convex function of the inputs.  $\theta = [U, V, M, N, D, Z]$  are network parameters and are constrained to be non-negative in this formulation.

### 2.3. Properties

The authors of [4] compare the efficiency of representation for a convex function  $f$  as ICNN with piece-wise affine representation. It is argued that input convex neural networks provide a compact approach to learn a function as a maximum of affine functions.

**Theorem 1.** *A convex function that is represented by a maximum of  $k$  affine functions can be represented by a ICNN with  $k$  hidden layers each with one neuron and ReLU activation function.*

*Proof.* The proof is provided in Appendix. □

**Theorem 2.** *For any Lipschitz convex function over a compact domain, there exists an input convex neural network with non-negative weights (of  $W_i^{(z)}$ ) and ReLU activation functions that approximates it within some  $\epsilon$ .*

*Proof.* The proof is provided in Appendix. □

### 2.4. Learning of the network parameters

Two methods for learning network parameters are described in [1].

1. **Direct functional fitting - Gradient descent:** Gradient descent (or its variants) are used to minimize a loss function - for example, mean square error. At each iteration, the weights  $W_i^{(z)}$  are forced to be positive by replacing the negative weights by 0 or multiplication with  $-0.5$ . While this method is a simple extension of standard methods enabling its use with existing deep learning frameworks with added constraints on weights, the authors show that the second method described below is superior to this method.

2. **Argmin differentiation:** In this method, the authors propose to learn the network parameters by minimizing the difference between true optimal input and the estimated input that minimizes the output of the network. This is suitable for cases where the true optimal input is known at the time of training.

## 2.5. Application of ICNN to optimal control

In [4], the authors discuss two configurations to use ICNN in optimal control. In the first configuration, the ICNN is used to learn the state transition as a function of actions and states in reinforcement learning in feedforward configuration. In the second configuration, the authors used Input Convex Recurrent Neural Network (ICRNN) for modelling the cost as a dynamic function of inputs and states. The authors then show results for a model predictive controller that minimizes the positively weighted sum of cost functions (ICRNNs) with respect to the inputs  $x$ .

In [21], the authors used ICNN for model predictive control of Van de Vusse reaction. The authors observe that ICNN does not perform well in modelling the reaction (with a large MSE); this reiterates the fact that the choice of ICNN for modeling nonconvex functions can be problematic. However, in this study it is shown that the control performance with ICNN is reasonably good for this problem. Nonetheless, it is not possible to guarantee that this can be generalized for other problems. The authors argue that given the predictability of results and no local optima points, ICNN could be a good choice for modelling provided the model-mismatch is not significant enough to generate infeasible controllers. A few other examples where ICNN is used for optimal control are [3] and [5], where ICNN is applied for room temperature control and optimal voltage regulation respectively.

## 2.6. Discussions

In this section, we discuss the disadvantages of using ICNN in decision making process by the use of simple functions. We also show that Recurrent ICNN cannot represent time delay systems.

### 2.6.1. 1D non-convex functions

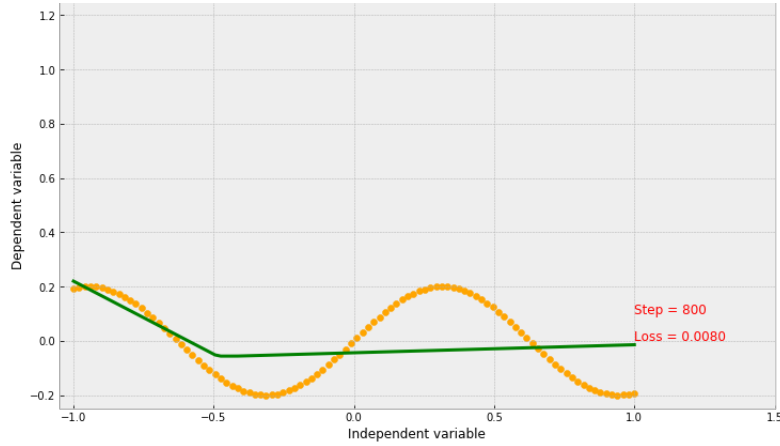
While ICNNs provide an interesting framework for using neural networks in optimization, we note that many interesting optimization problems involve non-convex functions and in such scenarios, convex function approximations could lead to significant errors. Consider the use of ICNN for approximating a non-convex function  $y = \sin(5x)/5$  where,  $x \in [-1, 1]$ . The approximation results are shown in Figure 5 and two important observations can be made.

1. Consider optimization involving ICNN to find minima with initial point as  $x=0.5$ . From the Figure 5, we see that optimizing using ICNN would result in an optimal value for  $x = -0.5$ , while  $x = 1.0$  is the closest best optimum. Hence it could be observed that if ICNN is used for control, it might result in optimization solutions that could be very far away from the present operating region (while skipping an equivalent solution that might be nearby).
2. The global optimum value pointed by the ICNN in Figure 5 is  $x = -0.5$  whereas the true global optima occurs at  $x = -0.314$ . Hence we see that global optimum found by ICNN may not be the true optimum value.

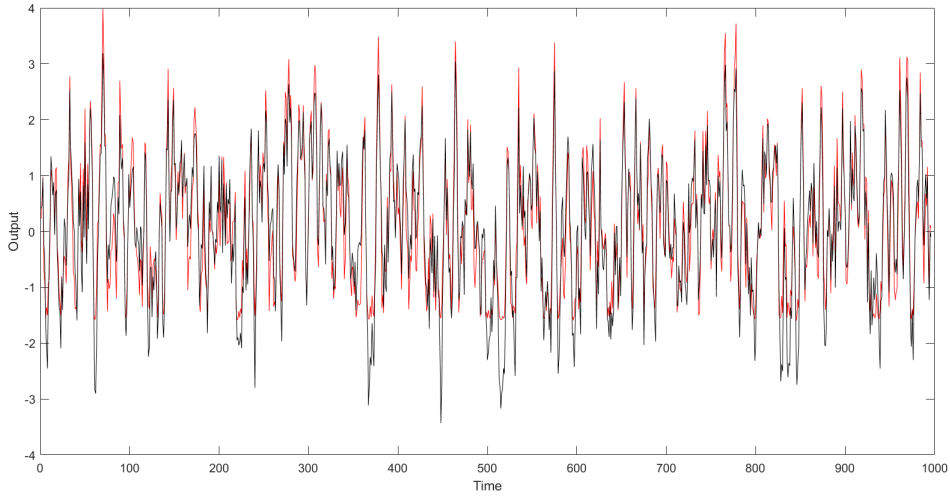
### 2.6.2. Modelling time delay systems

The recurrent ICNN architecture is empirically shown to model dynamical systems well in [4]. We now study this characteristic of ICNN through an example. Let us consider modelling of  $y_t = u_{t-5}$  for illustration. We focus on the ability of the Recurrent ICNN shown in Figure 4 to represent the negative values of  $u_{t-5}$ . Consider  $t = 5$  for the analysis. Only at time steps  $t = 0$  and  $t = 1$ , the hidden layers receive the input  $u_0$  directly. Further, we note that the output of the hidden layers are non-negative because ReLU clips negative values. Hence it would be difficult to model the negative values of  $u_0$  since  $y_5$  is connected to  $u_0$  only via hidden layers. Interestingly, we observe that, in the presence of bias and bounded inputs  $u$ , this function can be learnt by the network due to the following. With enough hidden nodes to allow for dynamical mapping, the network could map  $u_0$  to  $y_5$  by shifting all the inputs in the input layer to positive (by a bias of  $b$ ) and shifting back the values at output layer to input values by a bias of  $-b$ , thereby preserving the information.

Thus, we investigate if this network could still learn the time-delay functions in absence of bias. We show the results empirically with Recurrent ICNN with 10 recurrent neurons and disabled biases (143 learnable parameters). The input that is used to excite the system is a random uniform signal uniformly sampled from  $[-1, 1]$ . The output is  $y_t = u_{t-4} + u_{t-3} + u_{t-2} + u_{t-2} + u_{t-1}$ . There is no noise in the output signal. The input to the RNN is time delayed input signal with delay  $\in [0, 4]$ . It is seen from the Figure 6 that ICNN does not capture the dynamic behaviour of this system. Hence, we attribute the performance of Recurrent ICNN in time-delay systems to shifting of inputs by



**Figure 5:** Learning of sine function by ICNN of one hidden layer and 10 hidden neurons. The green curve is the learnt function, the yellow points represent the training data. Mean square Loss of training data is 0.008 and number of training epochs is 800.

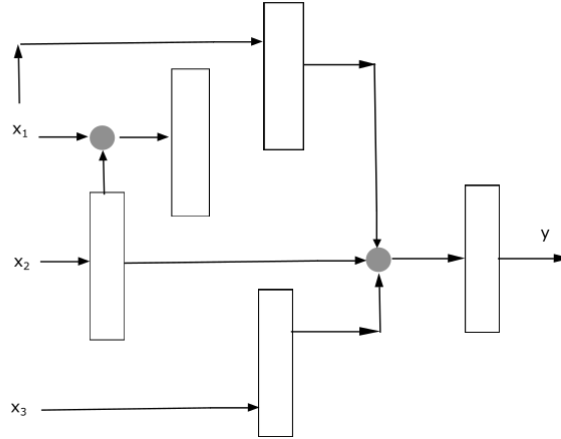


**Figure 6:** Output predicted (red) vs truth (black) by Recurrent ICNN (without bias) as proposed in [4]

biases. While this is acceptable in training data, this could result in poor generalization when the test data explores a different region of the input than in the training data. Further, learning of complex models from inputs might be difficult because shifting of input by bias could make saturation of neurons (value  $\leq 0$ ) difficult.

### 2.6.3. Summary of discussions on ICNN

1. ICNN performs well when used to learn convex functions. In such cases, optimization over ICNN to minimize an output is advantageous as a convex optimization problem is solved.
2. When ICNN is used for non-convex functions, approximation errors may be quite high. In particular, the global optimum identified by ICNN need not necessarily be close to true global optimum or true local optimum.
3. Recurrent ICNN cannot model time delayed inputs at the output in the absence of bias. In the presence of bias, the performance could be attributed to the shifting of the inputs, which might result in poor generalization.



**Figure 7:** Psuedo multilayer network. Each box is one Unary single layer network and grey circles are summations

### 3. CDiNN- Convex Difference Neural Network

We now describe a neural network architecture based on the idea of modeling arbitrary nonlinear functions as a difference of polyhedral convex functions. We call this structure the CDiNN (Convex Difference Neural Network) since this network learns the output as difference of convex functions from its constituent ICNN units. In this section, we start with a brief description of difference of convex (DC) functions and their properties. We then focus on a method called the Convex Concave Procedure (CCP) [12] used in the optimization of DC functions. The properties of this network structure and extensions to a recurrent form are described.

Before we proceed, we point out one attempt [15], where the use of DC optimization with neural networks was discussed. In this work, a given function is decomposed as unary functions and each unary function is represented as a single hidden layer network. A library of unary functions is described. With this representation and the decomposition scheme, the original function can be represented as a "pseudo multilayer neural network" (Figure 7). This multilayer network can be rewritten manually as a DC function. A few example functions are used to demonstrate this idea in this thesis. However, the focus of the work was not on learning from data but more on exploring the representational capability. Even from a representational viewpoint, the procedure is not automatic. Nonetheless, it is worthwhile to point out that researchers had identified the potential use of DC functions in neural networks.

In another work, [16] describe an ICNN architecture for binary classification, where the output is a two dimensional vector. Each element of this vector is a convex function of the inputs. Argmax of this output vector predicts the class of the input. This results in a decision boundary, which is a difference of convex functions. Further, they explore an ensemble of ICNNs for multi-class classification. A gating layer allows the choice of ICNN to be used based on the region of interest. However, they do not explicitly formulate a difference of convex neural network architecture. As a result, the use of difference of convex optimization techniques cannot be applied to find optimal inputs. Further, the use of the difference of convex structure for regression and optimization are not discussed. Additionally, we believe that the use of difference of convex optimization approaches will be of critical importance in further development of training approaches for such neural network structures.

#### 3.1. Difference of Convex functions and properties

Difference of Convex (DC) functions are those class of functions in which the output is represented as a difference of convex functions of inputs as in Equation 3. In this equation,  $f_1$  and  $f_2$  are convex functions of input  $x$ . Many nonlinear functions can be represented as Difference of Convex (DC) functions [8]. For example, theorem 3 holds good for any twice differentiable function. A convex function that is represented as a maximum of finite number of affine functions is said to be a polyhedral convex function. A DC function where either or both of the convex functions is(are) polyhedral convex function(s) is said to be a difference of polyhedral convex functions.

$$f(x) = f_1(x) - f_2(x) \quad (3)$$



**Theorem 3.** Any twice differentiable function  $f : x \rightarrow y$  can be represented as a difference of two convex functions.

*Proof.* The proof can be found in the Appendix.  $\square$

### 3.2. Difference of Convex (DC) optimization

DC Optimization deals with minimizing an objective function with constraints, when both the objective and constraints are represented by difference of convex functions. There are different algorithms that solve DC optimization problems. Here, we discuss a specific algorithm called Convex-Concave Procedure (CCP) which can be considered as a version of Difference of Convex Algorithm (DCA) [12]. DCA involves solving alternating sequences of primal and dual problem whereas CCP solves the problem directly as a primal formulation. More details on comparison between DCA and CCP and their extensions can be found in [12]. Consider the DC optimization problem,

$$\begin{aligned} & \text{minimize} && f_0(x) - g_0(x) \\ & \text{subject to} && f_i(x) - g_i(x) \leq 0, \quad i = 1, \dots, m, \end{aligned} \quad (4)$$

CCP is an iterative procedure that involves linearization of the concave part of the objective function ( $-g_0(x)$ ) and constraints ( $-g_i(x)$ ) to get a convex problem at each iteration. Then this convex problem is solved to global optimum to get an initial point for the next iteration. The linearization used at each iteration is a first order Taylor's series expansion around the point  $x_0$ ,  $g_0(x) = g_0(x_0) + \nabla(g_0(x_0)) \cdot (x - x_0)$ , where  $x_0$  is the initial guess or the optimum value of  $x$  from the previous iteration. This algorithm converges to a local optimum. Further, it is noted that at each iteration, CCP is guaranteed to produce a better result than the previous iteration. This is because the convexified function  $\hat{f}(x) \geq f(x)$ , since linearization of a concave function provides an upper bound to that function. This means that the value of the true objective function is always less than the value of the modified objective. This result helps establish convergence as explained in detail in [12].

In particular, it is easy to observe that if the DC function is a difference of polyhedral convex functions with  $f_0(x)$  in the form of maximum of affine functions and when constraints are either absent or affine, then the solution to the convex problem at each iteration is a Linear Programming (LP) problem as given below. Further, we note that some DC optimizations methods have nice properties when the convex functions in DC representation are polyhedral. For example, DCA has finite time convergence guarantee for difference of polyhedral convex functions. [11], [7]

$$x_{opt} = \text{argmin}(\max(A^1x + b^1, A^2x + b^2 \dots A^nx + b^n)) \quad (5)$$

This can be written as linear problem as:

$$x_{opt} = \text{argmin}(t) \quad (6)$$

with the constraints,

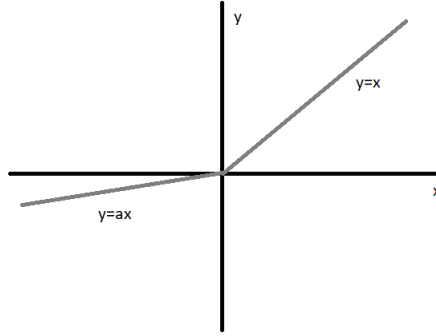
$$\begin{aligned} A^1x + b^1 &\leq t \\ A^2x + b^2 &\leq t \\ &\dots \\ A^nx + b^n &\leq t \end{aligned}$$

### 3.3. Design of CDiNN: Convex Difference Neural Network

We propose a Neural network architecture called Convex Difference Neural Network (CDiNN) where the output is learnt as a difference of polyhedral convex functions of the input. We discuss two ways in which CDiNN can be designed in this section, which are both based on the ICNN structure. Before that, we discuss the necessity of pass-through layers in the ICNNs and investigate options to remove them.

#### 3.3.1. Pass-through layers

Consider ICNN with a linear activation function at the output layer. In the absence of pass-through layers, ICNN learns the function as a maximum of affine representations, that is,  $\max(A^1x + b^1, A^2x + b^2 \dots A^nx + b^n, 0) + b^{n+1}$  where  $b^{n+1}$  is the bias of output layer. This is because ReLU activation function clips the negative values at each



**Figure 8:** Parameter-Constrained ReLU (PC-ReLU) output =  $\max(ax, x)$ . This function is convex non-decreasing as  $a \geq 0$

hidden layer. In the presence of pass-through layers, the pass-through at the output layer generates an additional affine mapping that renders the output to  $\max((A^1x + b^1, A^2x + b^2 \dots A^nx + b^n, 0) + (A^{n+1}x + b^{n+1}))$ . Hence removal of pass-through layers restricts the class of functions that can be learnt by ICNN. In particular, when biases are ignored, even identity mapping cannot be learnt by ICNN without pass-through layers. One approach to address this problem is suggested in [16], where it is proposed to use Leaky ReLU or ELU as activation function. ELU activation function is given by  $\text{output} = \max(\alpha \cdot (e^x - 1), x)$  and Leaky ReLU is given by  $\text{output} = \max(\alpha x, x)$ , where  $x$  is the input and  $\alpha$  is a hyperparameter. In that work, results are generated using ELU activation. We propose the use of Parametric ReLU as shown in Figure 8 [9]. The activation function is represented by  $\text{output} = \max(ax, x)$ , where  $x$  is the input. It has one learnable parameter ' $a$ '. Parametric-ReLU is similar to leaky ReLU, except that instead of choosing a small value for  $a$ , this parameter is learnt as a part of network training. If we constrain this learnable parameter to be non-negative, then Parametric-ReLU is a convex non-decreasing function. We call this as Parameter-Constrained ReLU (PC-ReLU). Thus, the use of PC-ReLU allows for negative values as inputs in the inner hidden layers without affecting the convexity. When PC-ReLU is used as activation function, the learnt function mapping by ICNN is in the form of  $\max(A^1x + b^1, A^2x + b^2 \dots A^{2n}x + b^{2n})$ . From Theorem 2, we see that any convex function can be represented by ICNN with PC-ReLU activation function and no pass-through layers.

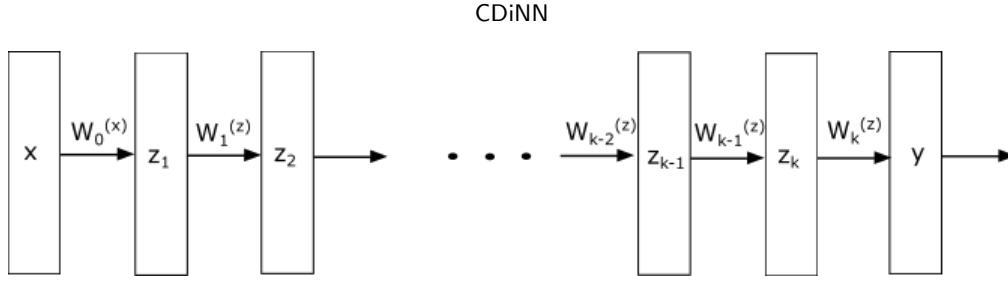
### 3.3.2. Architecture of Feedforward CDiNN

Simple extensions of the ICNN architecture allows the design of neural networks that can learn functions as difference of convex functions. We observe that it would be sufficient to relax the non-negativity constraint at the last layer in an ICNN to produce a difference of convex mapping. If  $z_k$  represents the outputs of neurons in the last layer in an ICNN, every mapping in  $z_k$  layer is convex with respect to the inputs. Knowing that non-negative sum of convex functions is convex and a negated convex function is a concave function, we can realize a CDiNN structure by adding an output layer after  $z_k$  layer in the ICNN structure. In this case, the connecting weights from  $z_k$  layer to this output layer are unconstrained,

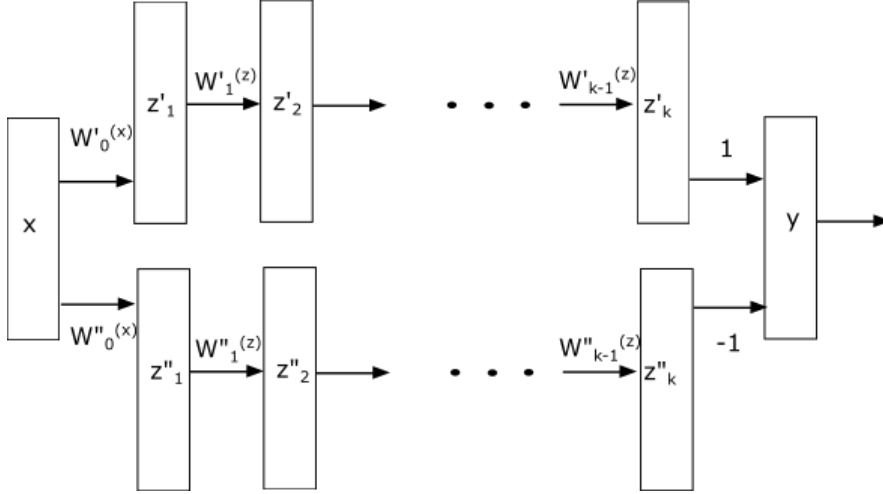
$$y = f(z_k) \quad (7)$$

$$y = \sum (W_k^{p(z)} z_{kp}) + \sum (W_k^{n(z)} z_{kn}) \quad (8)$$

where,  $W_k^{p(z)}$  are the positive weights and  $W_k^{n(z)}$  are the negative weights connecting the last layer  $z_k$  to output layer. This formulation can be considered as sum/difference of outputs of multiple ICNNs. This is shown in Figure 9. We denote the CDiNN architecture which has a single neural network that follows equation 8 as CDiNN-1. In the second extension, we propose two ICNNs without interconnections in hidden layers whose outputs are subtracted at the final layer as shown in Figure 10. This CDiNN architecture with two independent ICNNs as CDiNN-2. We note that CDiNN-1 configuration has lesser number of nodes in hidden layer in comparison to CDiNN-2 for the same



**Figure 9:** CDiNN-1 architecture. All the weights except  $W_0^{(x)}, W_k^{(z)}$  are constrained to be non-negative



**Figure 10:** CDiNN-2 architecture. All the weights except  $W_0'^{(x)}, W_0''^{(x)}$  are constrained to be non-negative

number of network parameters and depth. This is due to the absence of interconnections in the hidden layer between two ICNNs in CDiNN-2.

### 3.3.3. Pass-through layers and choice of activation function

We showed that through the use of PC-ReLU, pass-through layers might not be needed in ICNN structure that forms the basis for CDiNN. We described in section 3.3.1 that ICNN with ReLU activation function clips the negative values from the affine functions when there are no pass-through layers and biases are disabled. However, when these ICNNs are used in CDiNN, the convex functions are subtracted which permits negative values of affine functions to be represented. This shows that after the removal of pass-through layers, CDiNN has better representational ability than ICNN even if ReLU is used as an activation function. Notwithstanding this, in this paper, we use PC-ReLU as the activation function for CDiNN.

### 3.3.4. Design of Recurrent CDiNN

We extend the recurrent ICNN architecture to design recurrent CDiNN as follows. With the removal of pass-through layers and choice of PC-ReLU as activation function, recurrent convex functions in the recurrent CDiNN is modeled by equation 9, where weights  $Z$  are non-negative. As  $M$  is unconstrained,  $y_t$  is in the DC form. The recurrent CDiNN is shown in Figure 11.

$$\begin{aligned} z_t &= \text{PC-ReLU}(U x_t + Z z_{t-1}) \\ y_t &= (M z_t) \end{aligned} \tag{9}$$

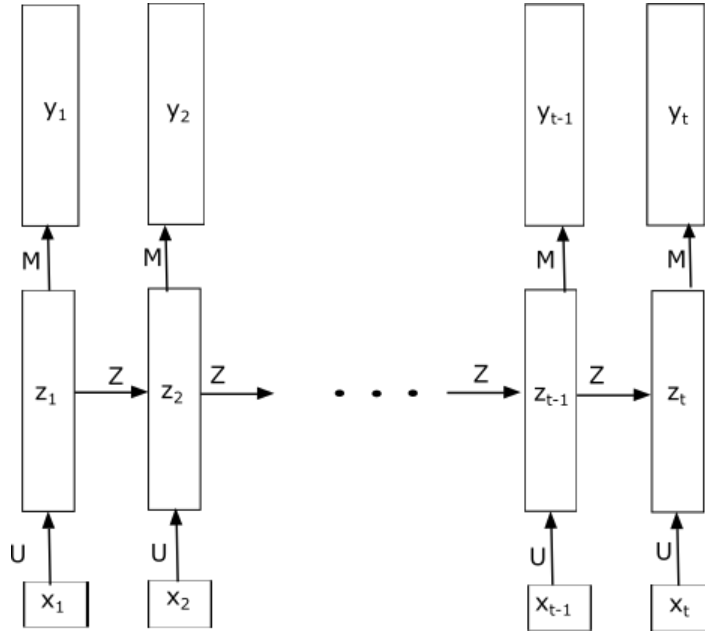


Figure 11: Recurrent CDiNN

### 3.4. Properties of CDiNN

1. **Representation capability.** Any function that is capable of being decomposed into difference of convex functions can be learnt by CDiNN.

*Proof.* We find from Theorem 2 that any convex function can be learnt by ICNN. Since CDiNN learns the output as difference of outputs of ICNNs, we see that the structure of CDiNN is capable of learning of any function that can be written as difference of two convex functions.  $\square$

**Remark.** Any twice differentiable function can be learnt by CDiNN.

*Proof.* We find from Theorem 3 that any twice differentiable function can be represented as difference of convex functions. Thus, it is can be seen that any twice differentiable function can be learnt by CDiNN.  $\square$

**Remark.** It is observed that any neural network with one hidden layer of ReLU activation function and linear output layer is a CDiNN Network. This is because at the output of hidden layer, each function is convex and the output is a weighted sum and can be written as a difference of convex functions as in Equation 8.

2. **CDiNN learns the function as difference of polyhedral convex functions** We note that ICNN learns a function in the form of maximum of finite number of affine functions. Since CDiNN learns the function mapping as difference of outputs of multiple ICNNs, the function represented by CDiNN is in the form of difference of polyhedral convex functions.

#### 3.4.1. Training of CDiNN

In this paper, a modification to the training procedure used for ICNN is pursued while training the CDiNN architecture. This removes the step that heuristically forces the weights to be non-negative in ICNN training. To constrain the weights that connects layers to be non-negative, we modify the forward function by use of squared parameters. In the context of this paper, in all the examples used in the next section on discussions and applications,  $(W_i^{(z)})^2$  are used as weights in the hidden layers of CDiNN. Adam optimizer [10] with Xavier-normal initialization [6] of weights and zero initialization of biases are used in training all the neural networks described hereon.

## 4. Discussions and Applications

In this section, the properties of CDiNN presented previously are explored. First, we empirically show the representational capability of CDiNN. We then discuss the results of optimization with CDiNN and compare it with ICNN and Standard ReLU neural networks. Finally, we present two simple engineering examples to highlight the advantages of the CDiNN structure. In this first paper on CDiNN, the intent of these examples is to describe the fundamental aspects of this architecture in detail. Benchmarking studies on large engineering examples and theoretical and application studies on optimizing the network structure for performance will be pursued in the future.

### 4.1. Effect of removing Pass-through layers

We compare the performance of ICNN and CDiNN in the absence of pass-through layers. We discussed in Section 3.3.1 that ICNN with ReLU activation function would not even be able to learn identity mapping  $y = f(y)$  in absence of pass-through layers when biases are ignored. But when such ICNNs are used in CDiNN, convex functions could be learnt as  $f_1 = \text{ReLU}(x)$  and  $f_2 = \text{ReLU}(-x)$  and the output can be learnt such that  $\text{output} = f_1 - f_2 = x$ . This shows that in the absence of pass-through layers, CDiNN is better at learning even convex/affine functions in comparison to ICNN. We further show empirically in Table 1 (through simple nonlinear functions) that the removal of pass-through layers in the individual ICNNs in the CDiNN structure does not significantly impact the representational capability.

**Table 1**

Fit MSE for 1D and 2D synthetic function on CDiNN network with and without Pass-through layers

Function	Fit MSE with Pass-through layer	Fit MSE without Pass-through layer
1D Sine	0.0007	0.0003
1D Quadratic	0.0024	0.0016
1D Cubic	0.0032	0.0021
2D Circles	0.069	0.069
2D Moons	0.0385	0.0375
Linear Time Delay system	$2.7670 \times 10^{-06}$	$3.9088 \times 10^{-07}$
Pollutant spill 2D function <sup>1</sup>	0.0064	0.0064

### 4.2. Non-linear function approximation

Synthetic 1D and 2D functions are used to show that CDiNN is capable of learning nonlinear functions.

#### 4.2.1. 1D Regression

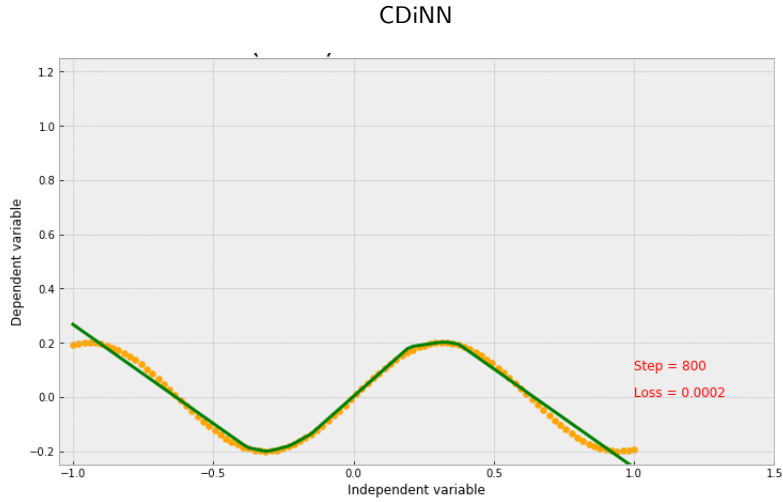
Consider the non-convex functions:  $y = \sin(5x)/5$ ,  $y = x^2$  and  $y = x^3$  where,  $x \in [-1, 1]$ . The fit of the function for CDiNN Network is shown in Figures 12 and 13. We note that CDiNN is able to model all the three functions with reasonable accuracy as can be seen from Table 1.

#### 4.2.2. 2D classification

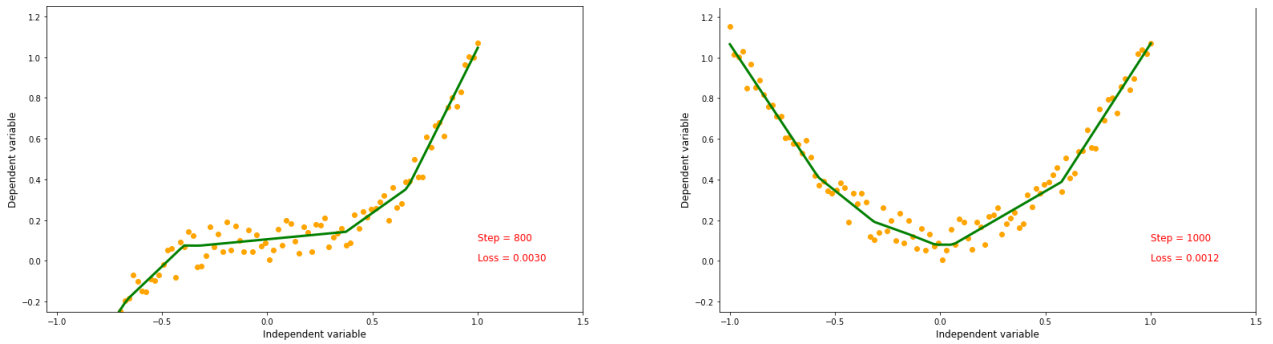
In Figure 14, classification performance of CDiNN on a 2D dataset is illustrated using a two-dimensional binary classification problem from the sci-kit-learn toolkit [14]. The points in the picture represent training data with output as either 0 or 1 and the regions are coloured based on the value of predictions  $\in [0, 1]$ . It could be seen that the CDiNN is able to learn complex decision boundaries.

### 4.3. Time delay system

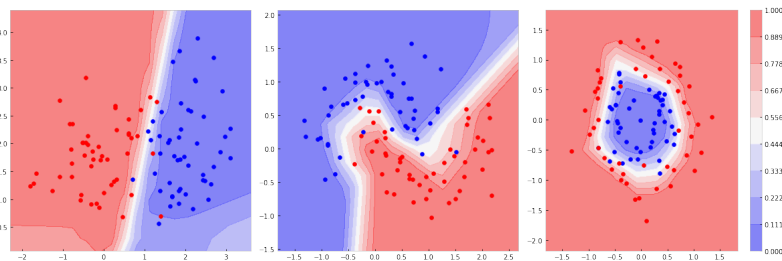
In section 2.6.2, we saw that the recurrent version of ICNN cannot model time delay systems effectively. We now proceed to show that CDiNN network can model time-delay systems. Assume,  $y_t = u_{t-m}$ ,  $m \geq 0$ . Let PC-ReLU parameter be set to 0 so that activation function is ReLU. We see that the network could learn  $y_{t_1} = \text{ReLU}(u_{t-m})$  and  $y_{t_2} = \text{ReLU}(-u_{t-m})$ . Hence  $y_t = y_{t_1} - y_{t_2} = u_{t-m}$  can be learnt. We also discuss the experimental results on the response of CDiNN-2 with 5 recurrent neurons in each of its ICNNs. This has similar number of learnable parameters (144) to ICNN discussed earlier. In this case as well, we disable the learning of bias in recurrent and feed-forward layers to avoid effects due to shifting of input. The input that is used as excitation signal is  $u_t = \text{randomUniform}() \in [-1, 1]$ , which is random signal uniformly sampled from  $[-1, 1]$ . The output is  $y_t = u_{t-4} + u_{t-3} + u_{t-2} + u_{t-2} + u_{t-1}$  and the



**Figure 12:** Learning of sine by CDiNN. The green curve is the learnt function, the yellow points represent the training data. Mean square Loss of training data is 0.0002 and number of training epochs is 800.



**Figure 13:** Learning of quadratic and cubic functions by CDiNN . The green curve is the learnt function, the yellow points represent the training data. Steps and loss indicate number of training epochs (800) and Mean square loss of training data respectively

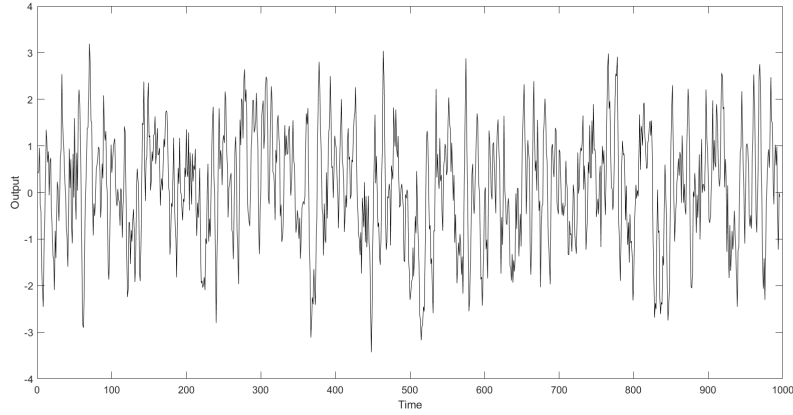


**Figure 14:** Classification decision boundaries of CDiNN on 2D synthetic data

number of samples given per sequence as inputs to the network is 5. We see that the CDiNN is able to capture the pattern of noise in the input at output  $y_t$  from Figure 15 and MSE of CDiNN is  $(3.9 \times 10^{-09})$ .

#### 4.4. Discussions on Optimization

We now demonstrate the utility of CDiNN in solving standard optimization functions. We first learn the optimization function in DC form using CDiNN and use CCP to solve it. We compare the results of optimization to ICNN and Standard-ReLU neural networks.



**Figure 15:** Output predicted (red) vs truth (black) by CDiNN-2 RNN. The red line and black curves almost coincide with each other

#### 4.4.1. Test setup

We use three optimization test functions from [19]. We add a constant value of 5 to each of the functions. We train the network by using scaled inputs and outputs (so that inputs and outputs  $\in [-1,1]$ ).

- $f = \text{Three humped camel function} + 5$ : This is a Non-convex 2D input function. Global minimum is 5. The maximum value of function in training set is  $2.1E+03$ , which is scaled to 1 for training the network.
- $f = \text{Sumpower} + 5$ : This is a convex 5D input function. True minimum is 5. The maximum value of function in training set is 100, which is scaled to 1 for training the network.
- $f = \text{Matya} + 5$ : This is a convex 2D input function. True minimum is 5. The maximum value of function in training set is 105, which is scaled to 1 for training the network.

The experiment involves training the following networks.

- Standard Parametric-ReLU network of 30 hidden layer neurons
- CDiNN-1 network with 30 hidden layer neurons
- CDiNN-2 network with 15 hidden layer neurons in each of its ICNNs

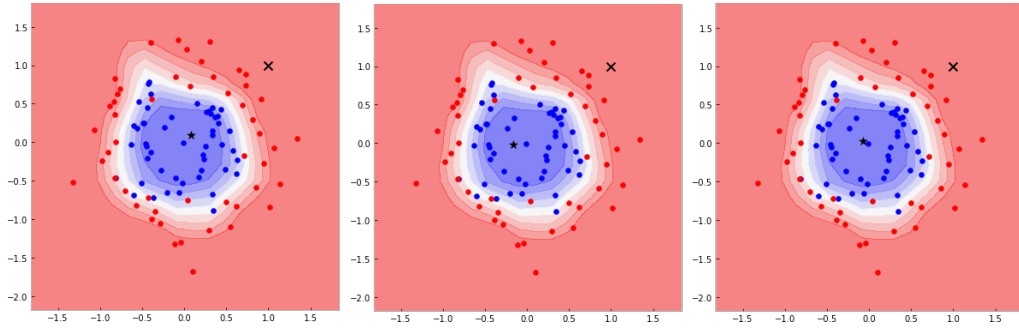
All the networks have only one learnable hidden layer and almost equal number of learnable network parameters.

After training, we optimize the input for minimizing the output. The initial value for optimization was  $[-1,-1]$  for SumPower function and  $[1,1]$  for Matya and Camel function. The optimization used for standard ReLU network is to use Filtered- $\beta$  (sub-)gradient descent [18] [2]. The algorithm is stopped based on a certain convergence criterion or after a maximum number of iterations. At every iteration  $k$ ,

$$\begin{aligned} s_k &= (1 - \beta) \cdot g_k + \beta \cdot s_{k-1} \\ x_{k+1} &= x_k - \alpha_k \cdot s_k \end{aligned}$$

where  $\alpha_k$  is step size at iteration  $k$ ,  $\beta$  is set to 0.25 and  $g_k$  is the gradient of output with respect to input at iteration  $k$ . The step size used is either Constant step size ( $\alpha = \text{constant}$ ) or "Square summable but not summable" step size ( $\alpha = \alpha/k$ ). The experiments are run with different starting step sizes  $[0.01, 0.1, 5, 10]$ . The optimization for CDiNN network is performed using CCP procedure as explained in Section 3.2. Standard linear programming optimizers from CVXOPT Modelling [13] library in python are used to find the optimum value of the convexified function at each iteration. The number of maximum iterations is set to 200 or 500. The stopping criteria for convergence is that the difference of function values between successive iterations is either  $1e^{-3}$  or  $1e^{-5}$ . Since training of the non-convex neural network can lead to different parameters due to local optima, we train the network three times and report the

## CDiNN



**Figure 16:** Optimization using CCP on the classification dataset. The initial points (cross) and the final solution (star) are marked for a) Standard NN b) ICNN c) CDiNN

results as follows. Choose the network that reported best optimization results in CCP for CDiNN-1 and CDiNN-2 and choose the network that reported best optimization results in Gradient descent for Standard ReLU network. This is to done to ensure that results of optimization are not affected due to local optima problems in training the neural networks.<sup>1</sup>

**Table 2**

Fit and optimization performance for Optimization test functions with stopping precision = 0.001

Func.	Type	Algorithm	Fit MSE	Optimization parameters	$y_{opt}$	Exec. time (s)
Camel	CDiNN-1	CCP	3.26-05		5.07	0.04
Camel	CDiNN-2	CCP	1.9E-05		6.97	0.041
Camel	Std. ReLU	GD	3.7E-05	$\alpha_0 = 0.1, \alpha_{n+1} = \alpha_n$	8.31	3.69
Camel	Std. ReLU	GD	3.7E-05	$\alpha_0 = 5, \alpha_{n+1} = \alpha_n$	2001.46	1.37
Sum power	CDiNN-1	CCP	1.29e-05		5.02	0.07
Sum power	CDiNN-2	CCP	8.2E-04		5	0.06
Sum power	Std. ReLU	GD	8.7E-05	$\alpha_0 = 5, \alpha_{n+1} = \alpha_n$	5	6
Sum power	Std. ReLU	GD	8.7E-05	$\alpha_0 = 0.01, \alpha_{n+1} = \alpha_n/n$	9.86	0.06
Matya	CDiNN-1	CCP	7.8e-06		5.15	0.08
Matya	CDiNN-2	CCP	1.8e-05		5.23	0.08
Matya	Std. ReLU	GD	4.1E-06	$\alpha_0 = 10, \alpha_{n+1} = \alpha_n/n$	5.08	1.78
Matya	Std. ReLU	GD	4.1E-06	$\alpha_0 = 10, \alpha_{n+1} = \alpha_n$	104.80	4.62

**Table 3**

Fit and optimization performance for Optimization test functions with stopping precision = 0.00001

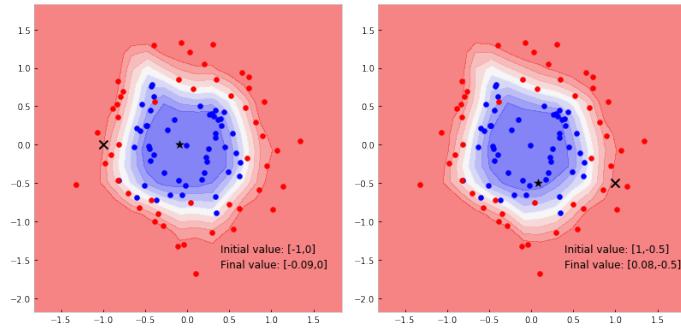
Func.	Type	Algorithm	Fit MSE	Optimization parameters	$y_{opt}$	Exec. time (s)
Camel	CDiNN-1	CCP	3.26-05		5.07	0.04
Camel	CDiNN-2	CCP	1.9E-05		6.97	0.04
Camel	Std. ReLU	GD	3.7E-05	$\alpha_0 = 0.1, \alpha_{n+1} = \alpha_n$	8.31	3.69
Camel	Std. ReLU	GD	3.7E-05	$\alpha_0 = 10, \alpha_{n+1} = \alpha_n/n$	8.98	3.99
Camel	Std. ReLU	GD	3.7E-05	$\alpha_0 = 5, \alpha_{n+1} = \alpha_n$	2001.46	1.37

### 4.4.2. Test result Discussion

We discuss the performance of CDiNN and Standard ReLU neural networks from Table 2 and 3.

<sup>1</sup>The time taken for optimization needs to be understood with caution since the algorithm is not run on dedicated processors and these might not be the best implementations of the corresponding optimization algorithms.





**Figure 17:** Partial input optimization using CCP on the classification dataset along horizontal axis. The initial points (cross) and the final solution (star) are marked

1. **Learning the function:** We observe that fit performances of CDiNN-1 and CDiNN-2 network are on par with Standard ReLU neural networks.
2. **Execution time:** Execution times of CDiNN-1 and CDiNN-2 are also comparable to each other with the available results. No conclusions are drawn based on execution times between gradient descent and CCP since the codes are not optimized versions of these algorithms. But we observe that the execution time of CCP optimization algorithm on CDiNN network shows little variation for a given neural network, which is ideal for real-time applications. In real time applications, it is desirable to have a fairly consistent execution time rather than unpredictable execution times.
3. **Variability in results:** We see that CCP has no hyper-parameter tuning (except for choice of convergence precision) and the results from Standard ReLU network show a higher variance with respect to optimization hyper-parameters.
4. **Optimization results:** In general, we see that CDiNN-CCP pair produces results that are very close to the optimally tuned gradient descent algorithm. However, the tuning parameters in the CDiNN-CCP solution have very little effect on the final solution from the viewpoints of accuracy and execution time.

#### 4.4.3. Finding partial inputs

Now we apply CCP in finding partial inputs. For illustration, we fix one of the coordinates (y coordinate) in the circles 2D classification task and run the optimization to find the other coordinate value that minimizes the output. The results are given in Figure 17.

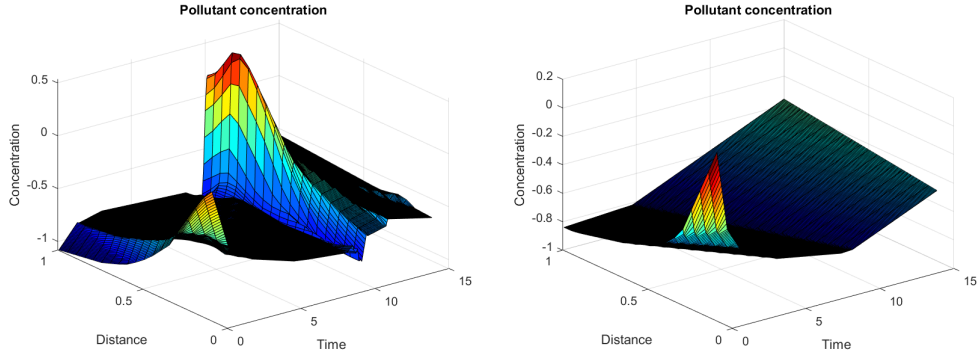
### 4.5. Estimating time and location of Pollutant spill

In this section, we compare the performance of ICNN, CDiNN and Standard ReLU Neural network in estimating the time and location of pollutant spill from simulated data. We use the non-smooth function in [19] for simulation which captures the pollutant concentration as a function of distance and time.

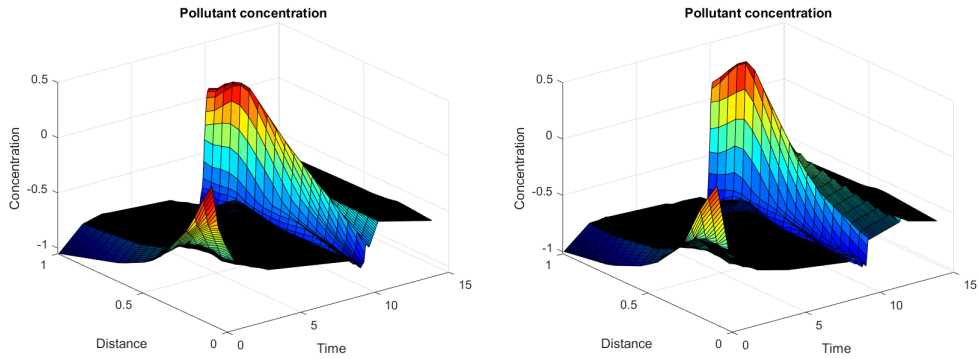
#### 4.5.1. Problem description

The problem under study involves two-spills, first spill at location = 0 and time = 0 and the second spill at location = 0.8 and time = 10 and the system is simulated for  $location \in [0.1, 1]$  and  $time \in [0.1, 15]$ .

Given the pollutant concentration measurements at some locations at different times, we would like to compare the fit of different neural networks and optimization to identify the location and time of the spill which is closest to the chosen initial location and time. The data for training the neural network is sampled at an interval of 0.02 along each dimension (location and time) and for test data both the inputs are sampled at an interval of 0.05. The inputs and outputs are normalized to  $[-1, 1]$  before training. Optimization is performed using (sub-) gradient ascent for standard ReLU and ICNN neural networks, and CCP algorithm is used on negated CDiNN output to determine the location and time of the spill. We use the starting point as  $d=1.2$  and  $t=15.2$  and the optimum local solution is at  $d=0.8$  and  $t=10.02$ . The optimal solution for time is considered as 10.02 seconds because the spill happens immediately after 10 seconds and the training data resolution is 0.02 seconds.



**Figure 18:** (a) The scaled model response captured by Standard Parametric-ReLU neural network (b) The scaled model response captured by ICNN



**Figure 19:** (a) The scaled model response captured by CDiNN-1 (b) The scaled model response captured by CDiNN-2

#### 4.5.2. Test result discussion

1. **Learning the function:** The fit performance is shown in Table 4. The performance of ICNN, CDiNN with the same number of learnable parameters (151 or 152) is shown in Figure 19. Further, the following observations show the ability of CDiNN to learn function mapping similar to standard ReLU networks. The true function is a non-smooth (not twice-differentiable) and discontinuous function at the location of second spill. It is known that neural networks with continuous activation functions like ReLU wouldn't be able to model discontinuities. This is because ReLU is a continuous function and composition or summation of continuous functions is continuous. We see from Figure 19 that the value of concentration at the point of discontinuity (concentration = 3.24) [d=0.8,t=10.02] is not learnt well in all the networks. But we observe that CDiNN is able to capture the function in difference of convex form with performances similar to that of Standard ReLU network.
2. **Optimization:** The local maxima in time is expected immediately after 10 seconds. We consider time = 10.02 as the local solution since the training dataset is sampled at the resolution of 0.02 seconds. From Table 5, we observe that ICNN performs poorly due to poor fit, the results from Standard ReLU NN-gradient ascent depends heavily on the choice of hyper-parameters but the optimization with CDiNN-CCP consistently provides the best results.

#### 4.6. Optimal plan for reaction

In this section, we discuss a synthetic example to compare the use of ICNN and CDiNN-1 architecture for optimizing partial inputs. Consider a third order reaction  $3A \rightarrow B$ . Let us assume reaction kinetics to be given by Equation

**Table 4**

Fit of different neural networks for Pollutant spill function mapping

Network	MSE of pollutant spill truth vs prediction
Standard Parametric-ReLU NN	0.0038
ICNN	0.0245
CDiNN-1	0.0039
CDiNN-2	0.0039

**Table 5**

Optimization performance for identification of location and time of pollutant spill

Title	Initial value $x_o$	Step size	Final value $x_{opt}$	$y_{opt}$	$t_{exec}$ (seconds)
Expected local maximum	d=0.8 t=10.02	-	-	3.24	-
Standard Parametric-ReLU NN	d=1.2, t=15.2	0.1	d=0.1 t=0.1	0.48	0.08
Standard Parametric-ReLU NN	d=1.2, t=15.2	0.01	d=0.86 t=8.48	-0.83	0.19
ICNN	d=1.2, t=15.2	[0.01, 10]	d=1.2 t=15.2	-0.64	0.17
CDiNN-1	d=1.2, t=15.2	-	d=0.77 t=10.11	0.85	0.06
CDiNN-2	d=1.2, t=15.2	-	d=0.78 t=10.12	0.78	0.05

10

$$rate = k_r \cdot [A]^3 \quad (10)$$

where  $[A]$  is the concentration of the reactant A. Let us assume that the reaction happens at constant flow rate, which is controlled by an equal-percentage valve. We model the steady state concentration of product B as a function of inlet concentration of A and the input to the equal percentage valve. The differential equations governing the reaction are given by 11 and 12

$$\frac{d[A]}{dt} = -k_r \cdot [A]^3 + k_{valve} \cdot e^{valve_{in}} \cdot ([A_{in}] - [A]) \quad (11)$$

$$\frac{d[B]}{dt} = k_r \cdot [A]^3 - k_{valve} \cdot e^{valve_{in}} \cdot ([B]) \quad (12)$$

Our objective is to determine the best input to the equal percentage valve for a given concentration of the feed A. We use the objective function given by Equation 13 to demonstrate the decision making of CDiNN-1 vs ICNN networks.  $w1$  and  $w2$  are the weights given for modifying the objective function. The general idea behind the chosen objective is to maximize the yield of product B with minimal valve opening.  $f_{[B]}$  is the concentration of product B estimated by neural network in experiment.

$$valve'_{in} = argmax(w1 \cdot f_{[B]}([A], valve_{in}) + w2 \cdot valve_{in}) \quad (13)$$

From Table 6, we can see that ICNN has poor fitting performance when compared to CDiNN-1. Further, from Table 7, we see that ICNN performance with yield optimization does not always give the best results. We note that the local optima solutions of CDiNN-1 outperforms the global solution of ICNN in many cases. In such a case, we can conclude that use of global optimization methods with DC optimization would definitely yield more accurate results. We also argue that use of ICNN for decision making is not recommended when the objective is non-convex despite the guarantees of global solution with respect to fit function because the global optimum as learnt by ICNN might not be close to true global optimum.

**Table 6**

Fit performance of CDiNN-1 and ICNN for learning concentration of Product B as function of feed concentration and valve input

Network	MSE of predicted vs true Product concentration
ICNN	0.00578
CDiNN-1	0.00095

**Table 7**

Optimization performance for maximizing objective with respect to valve position

Network	Weights in objective function	$[A_m]$	$valve'_m$	[B]	Value of Objective
ICNN	$w1 = 1, w2 = -0.5$	1	0.05	0.75	0.72
CDiNN-1	$w1 = 1, w2 = -0.5$	1	0.05	0.75	0.72
ICNN	$w1 = 1, w2 = -0.5$	2	1	0.82	0.32
CDiNN-1	$w1 = 1, w2 = -0.5$	2	0.05	0.92	0.81
ICNN	$w1 = 1, w2 = -0.5$	3	1	1.88	1.38
CDiNN-1	$w1 = 1, w2 = -0.5$	3	0.11	1.2	1.14
ICNN	$w1 = 1, w2 = -0.1$	1	0.05	0.75	0.75
CDiNN-1	$w1 = 1, w2 = -0.1$	1	0.18	0.71	0.61
ICNN	$w1 = 1, w2 = -0.1$	1.5	1	0.5	0.4
CDiNN-1	$w1 = 1, w2 = -0.1$	1.5	0.05	0.83	0.83
ICNN	$w1 = 1, w2 = -0.1$	2	1	0.82	0.72
CDiNN-1	$w1 = 1, w2 = -0.1$	2	0.05	0.92	0.91

## 5. Conclusion and future work

In this paper, we discussed the disadvantages of ICNN and conclude that while ICNN provides a framework for capturing convex functions, use of ICNN for non-convex function approximation and subsequent use in control or any other application is not desirable since global optimum as learnt by ICNN might not be close to true global optimum. We also discussed that optimization results using (sub-)gradient descent methods on standard ReLU based feed-forward networks heavily depend on the choice of a number of hyper-parameters, with very little convergence guarantees. As a solution to these issues, we introduced a new neural network architecture called CDiNN. We showed that the use of Convex-Concave procedure with the new architecture helps capture the non-linearity better and produces good quality local solutions with guarantees on convergence. We believe that the proposed network can be a good candidate to solve optimal control problems and other problems that involve finding the optimum input(s) to the neural network for a desired output. We anticipate that the application of global optimization techniques on CDiNN could lead to significantly improved results in several applications.

## A. Appendix

### A.1. Any twice differentiable function as difference of convex function

**Theorem.** Any twice differentiable function can be represented as difference of two convex functions

This theorem is reproduced from [22]

Given a function,  $f : x \rightarrow y$ , it can be written as difference of two convex functions if  $f$  is double differentiable.

Let  $f''_+(x) = \max(f''(x), 0) \geq 0$  and  $f''_-(x) = -\min(f''(x), 0) \geq 0$ . Then  $f''_+, f''_-$  are continuous functions on  $I$  and  $f'' = f''_+ - f''_-$ . Let  $a \in I$ , then  $f'(x) = g_1(x) - h_1(x)$  with

$$g_1(x) := f'(a) + \int_a^x f''_+(t)dt \quad \text{and} \quad h_1(x) := \int_a^x f''_-(t)dt.$$

Moreover  $f(x) = g(x) - h(x)$  with

$$g(x) := f(a) + \int_a^x g_1(t)dt \quad \text{and} \quad h(x) := \int_a^x h_1(t)dt.$$

Finally note that  $g$  and  $h$  are convex because  $g_1$  and  $h_1$  are non-decreasing functions.

## A.2. ICNN can approximate any Lipschitz convex function

**Theorem.** *For any Lipschitz convex function over a compact domain, there exists a input convex neural network with non-negative weights (of  $W_i^{(z)}$ ) and ReLU activation functions that approximates it within some  $\epsilon$ .*

The proof is included from [4]

*Proof.* It is well known that given a continuous Lipschitz convex function  $f : \mathbb{R}^d \rightarrow \mathbb{R}$  with compact domain and  $\epsilon \geq 0$ , it can be approximated within  $\epsilon$  by maximum of a finite number of affine functions. That is, there exists  $f_e(x) = \max_{i=1, \dots, N} (\mu_i^T x + b_i)$  such that  $|f(x) - f_e(x)| \leq \epsilon \forall x \in \text{dom} f$ .

We need to prove that given a maximum of  $k$  affine functions, it could be represented by the ICNN,

$$\begin{aligned}
 f_n &= \max(L_1, L_2, \dots, L_K) \\
 f_n &= \max(\max(L_1, L_2, \dots, L_{K-1}), L_K) \\
 f_n &= L_K + \max(\max(L_1, L_2, \dots, L_{K-1}) - L_K, 0) \\
 f_n &= L_K + \text{ReLU}(\max(L_1, L_2, \dots, L_{K-1}) - L_K) \\
 f_n &= L_K + \text{ReLU}(\max(\max(L_1, L_2, \dots, L_{K-2}), L_{K-1}) - L_K) \\
 f_n &= L_K + \text{ReLU}((L_{K-1} - L_K) + \max(\max(L_1, L_2, \dots, L_{K-2}) - L_{K-1}, 0)) \\
 f_n &= L_K + \text{ReLU}((L_{K-1} - L_K) + \text{ReLU}(\max(L_1, L_2, \dots, L_{K-2}) - L_{K-1})) \\
 &\dots \\
 f_n &= L_k + \text{ReLU}(L'_K + \text{ReLU}(L'_{K-1} + \text{ReLU}(\dots \text{ReLU}(L'_2)))) \\
 \\ 
 z_1 &= L'_2 \\
 z_2 &= L'_3 + \text{ReLU}(z_1) \\
 &\dots \\
 z_k &= L_k + \text{ReLU}(z_{k-1})
 \end{aligned}$$

where  $L'_i = L_{i-1} - L_i$ ,

In the above each  $z$  represents one hidden layer and  $L'$  are affine functions. Thus, with each layer of neural network using only a single activation and having a pass-through connection, ICNN can represent the given maximum of affine functions. □

## A.3. The maximum of several affine functions is a polyhedral function

**Theorem.** *The maximum of several affine functions is a polyhedral function*

This proof is reproduced from [20]

*Proof.* A function is polyhedral if its epigraph is a finite intersection of closed halfspaces. The epigraph of  $\max(f_1, \dots, f_m)$  is the intersection of the epigraphs of  $f_1, \dots, f_m$ . The epigraph of  $x \mapsto (a_{ij}^T x + b_{ij})$  is a closed halfspace. Combining the above proves the theorem. □

## References

- [1] Amos, B., Xu, L., Kolter, J.Z., 2017. Input convex neural networks, in: Precup, D., Teh, Y.W. (Eds.), Proceedings of the 34th International Conference on Machine Learning, PMLR, International Convention Centre, Sydney, Australia. pp. 146–155. URL: <http://proceedings.mlr.press/v70/amos17b.html>.

- [2] Boyd, S., Park, J., . subgrad\_method\_notes.dvi. [https://stanford.edu/class/ee364b/lectures/subgrad\\_method\\_notes.pdf](https://stanford.edu/class/ee364b/lectures/subgrad_method_notes.pdf). (Accessed on 03/09/2021).
- [3] Bünnig, F., Schalbeter, A., Aboudonia, A., de Badyn, M.H., Heer, P., Lygeros, J., 2020. Input convex neural networks for building mpc. *arXiv:2011.13227*.
- [4] Chen, Y., Shi, Y., Zhang, B., 2019. Optimal control via neural networks: A convex approach, in: International Conference on Learning Representations. URL: <https://openreview.net/forum?id=H1MW72AcK7>.
- [5] Chen, Y., Shi, Y., Zhang, B., 2020. Input convex neural networks for optimal voltage regulation. *arXiv:2002.08684*.
- [6] Glorot, X., Bengio, Y., 2010. Understanding the difficulty of training deep feedforward neural networks, in: In Proceedings of the International Conference on Artificial Intelligence and Statistics (AISTATS'10). Society for Artificial Intelligence and Statistics.
- [7] Hang, N.T., Yen, N.D., 2016. On the Problem of Minimizing a Difference of Polyhedral Convex Functions Under Linear Constraints. *Journal of Optimization Theory and Applications* 171, 617–642. URL: <https://ideas.repec.org/a/spr/joptap/v171y2016i2d10.1007/s10957-015-0769-x.html>, doi:10.1007/s10957-015-0769-x.
- [8] Hartman, P., 1959. On functions representable as a difference of convex functions. *Pacific J. Math.* 9, 707–713. URL: <https://projecteuclid.org:443/euclid.pjm/1103039111>.
- [9] He, K., Zhang, X., Ren, S., Sun, J., 2015. Delving deep into rectifiers: Surpassing human-level performance on imagenet classification, in: Proceedings of the 2015 IEEE International Conference on Computer Vision (ICCV), IEEE Computer Society, USA. p. 1026–1034. URL: <https://doi.org/10.1109/ICCV.2015.123>, doi:10.1109/ICCV.2015.123.
- [10] Kingma, D.P., Ba, J., 2017. Adam: A method for stochastic optimization. *arXiv:1412.6980*.
- [11] Le Thi, H.A., Tao, P., 2005. The dc (difference of convex functions) programming and dca revisited with dc models of real world nonconvex optimization problems. *Annals of Operations Research* 133, 23–46. doi:10.1007/s10479-004-5022-1.
- [12] Lipp, T., Boyd, S., 2015. Variations and extension of the convex–concave procedure. *Optimization and Engineering* 17. doi:10.1007/s11081-015-9294-x.
- [13] Martin Andersen, J.D., Vandenbergh, L., . Home — cvxopt. <https://cvxopt.org/>. (Accessed on 03/09/2021).
- [14] Pedregosa, F., Varoquaux, G., Gramfort, A., Michel, V., Thirion, B., Grisel, O., Blondel, M., Prettenhofer, P., Weiss, R., Dubourg, V., Vanderplas, J., Passos, A., Cournapeau, D., Brucher, M., Perrot, M., Duchesnay, E., 2011. Scikit-learn: Machine learning in Python. *Journal of Machine Learning Research* 12, 2825–2830.
- [15] Roddier, N., 1994. Global optimization via neural networks and D.C. programming. Ph.D. thesis. The University of Arizona. URL: <http://hdl.handle.net/10150/186617>.
- [16] Sivaprasad, S., Singh, A., Manwani, N., Gandhi, V., 2020. The curious case of convex neural networks. *arXiv:2006.05103*.
- [17] Sonoda, S., Murata, N., 2015. Neural network with unbounded activation functions is universal approximator. *Applied and Computational Harmonic Analysis* doi:10.1016/j.acha.2015.12.005.
- [18] Stephen Boyd, L.X., Mutapcic, A., . subgrad\_method.pdf. [https://web.stanford.edu/class/ee392o/subgrad\\_method.pdf](https://web.stanford.edu/class/ee392o/subgrad_method.pdf). (Accessed on 03/09/2021).
- [19] Surjanovic, S., Bingham, D., . Virtual library of simulation experiments: Test functions and datasets. Retrieved July 10, 2020, from <http://www.sfu.ca/~ssurjano>.
- [20] user147263, . The maximum of several affine functions is a polyhedral function. *Mathematics Stack Exchange*. URL: <https://math.stackexchange.com/q/1381592>. uRL:<https://math.stackexchange.com/q/1381592> (version: 2015-08-02).
- [21] Yang, S., Bequette, B.W., 2021. Optimization-based control using input convex neural networks. *Computers and Chemical Engineering* 144, 107143. URL: <https://www.sciencedirect.com/science/article/pii/S0098135420308942>, doi:<https://doi.org/10.1016/j.compchemeng.2020.107143>.
- [22] Z, R., . Real analysis - a c2-function as difference of two convex functions - mathematics stack exchange. <https://math.stackexchange.com/questions/2693451/a-c2-function-as-difference-of-two-convex-functions>. (Accessed on 02/25/2021).



Parameswaran Sankaranarayanan is a doctoral research scholar at Indian Institute of Technology Madras. He does his research with Robert Bosch Centre for Data Science and Artificial Intelligence and Systems Engineering of Natural and Artificial group at Indian Institute of Technology Madras. He completed his bachelors in Electronics and Instrumentation Engineering in Madras Institute of Technology, Anna University Chennai. He has 7 years of industrial experience in automotive electronics and has done a number of projects involving embedded control systems.

Prof. Raghunathan Rengaswamy is a Professor at Indian Institute of Technology Madras. Prior to this, he was a Professor and co-director of the Process Control and Optimization Consortium (PCOC) at Texas Tech University, Lubbock, TX USA, Associate and full Professor at Clarkson University, Potsdam, NY and Assistant Professor at IIT Bombay, Mumbai, India. Rengaswamy was the recipient of the Young Engineer Award for the year 2000 awarded by the Indian National Academy of Engineering (INAE). A paper that he co-authored was chosen by the International Federation of Automatic Control (IFAC) for the Best Paper Prize, for the years 2002-2005, in Engineering Applications of Artificial Intelligence Journal in the category – Application-oriented paper on Symbolic AI Approaches. He was elected a Fellow of INAE in 2017.