

Review of Mercury's Dynamic Magnetosphere: Post-MESSENGER Era and Comparative Magnetospheres

Weijie Sun¹, Ryan M. Dewey¹, Sae Aizawa^{2,3}, Jia Huang¹, James A. Slavin¹, Suiyan Fu⁴, Yong Wei^{5,6}

1, Department of Climate and Space Sciences and Engineering, University of Michigan, Ann Arbor, MI, USA

2, Institut de Recherche en Astrophysique et Planétologie, CNRS-UPS-CNES, Toulouse, France

3, Department of Geophysics, Graduate School of Science, Tohoku University, Sendai, Japan

4, School of Earth and Space Sciences, Peking University, Beijing, China

5, Key Laboratory of Earth and Planetary Physics, Institute of Geology and Geophysics, Chinese Academy of Sciences, Beijing, China

6, School of Earth and Planetary Sciences, University of Chinese Academy of Sciences, Beijing, China

Abstract. This review summarizes the research of Mercury's magnetosphere in the Post-MESSENGER era and compares its dynamics to those in other planetary magnetospheres, especially to those in Earth's magnetosphere. This review starts by introducing the planet Mercury, including its interplanetary environment, magnetosphere, exosphere, and conducting core. The frequent and intense magnetic reconnection on the dayside magnetopause, which is represented by the flux transfer event "shower", is reviewed on how they depend on magnetosheath plasma β and magnetic shear angle across the magnetopause, following by how they contribute to the flux circulation and magnetosphere-surface-exosphere coupling. In the next, the progress of Mercury's magnetosphere under extreme solar events, including the core induction and the reconnection erosion on the dayside magnetosphere, the responses of the nightside magnetosphere, are reviewed. Then, the dawn-dusk properties of the plasma sheet, including the features of the ions, the structure of the current sheet, and the dynamics of magnetic reconnection, are summarized. The last topic reviews the particle energization in Mercury's magnetosphere, which includes the energization of the Kelvin-Helmholtz waves on the magnetopause boundaries, reconnection-generated magnetic structures, and the cross-tail electric field. In each chapter, the last section discusses the open questions related with each topic, which can be considered by the simulations and the future spacecraft mission. We close by summarizing the future BepiColombo opportunities, which is a joint mission between ESA and JAXA, and is *en route* to Mercury.

Keywords. Mercury's magnetosphere, flux transfer event shower, solar extreme events, core induction, reconnection erosion, dawn-dusk asymmetry, substorm current wedge, particle energization, Kelvin-Helmholtz wave

Contents

1. Introduction	1
1.1. Planet Mercury in the Solar System	1
1.2. Purpose and Structure of the Review	3
1.3. Mercury's Interplanetary Environment	4
1.4. Mercury's Magnetic Field and Magnetosphere.....	8
1.5. Mercury's Neutral Exosphere	11
1.6. Ions in Mercury's Magnetosphere.....	13
1.7. Mercury's Conducting Core and Conductivity Profile.....	16
2. Flux Transfer Event "Showers"	18
2.1. Flux Transfer Event and Magnetic Flux Rope	18
2.2. Cases of Flux Transfer Event Shower at Mercury	22
2.3. Dayside Magnetopause Reconnection	24
2.4. Transport of Flux from Dayside to Nightside	26
2.5. Transport Particles into Magnetosphere.....	28
2.6. Open Questions Regarding FTE showers.....	29
3. Magnetosphere under Solar Extreme Events	33
3.1. Core Induction and Reconnection Erosion	33
3.2. Dayside Magnetosphere under Solar Extreme Events	34
3.3. The Nightside Magnetosphere Response	37
3.4. Polar Cap Potential Saturations.....	39
3.5. Open Questions Regarding Magnetosphere under Solar Extreme Event.....	41
4. Dawn-Dusk Properties of the Plasma Sheet.....	44
4.1. Magnetotail ion distributions	45
4.2. Magnetotail current sheet structure	47
4.3. Magnetotail reconnection dynamics	50
4.4. Substorm Current Wedge and Current Closure.....	53
4.5. Open Questions Regarding Plasma Sheet Dynamics	56
5. Particle Energization in Mercury's Magnetosphere	58
5.1. Kelvin-Helmholtz (K-H) Waves Energizations	58
5.2. Dipolarization Fronts and Flux Rope Energization	60
5.3. Ion Cross-Tail Energization	64
5.4. Open Questions Regarding the Particle Accelerations	65
6. Future BepiColombo Opportunities.....	67

Acknowledgements	69
References	69

- Figure 1.** The orbits of Mercury, Venus, Earth, and Mars around the Sun. These orbits are projected onto the plane of Earth's orbit, which has an inclination angle of 7.155° to the Sun's equator. The black and red dots represent each planet's perihelion and aphelion, respectively. The true anomaly angle (TAA) of Mercury is the counterclockwise angle from perihelion as viewed from the north celestial pole. The positions of the planets and the Sun are obtained through the International Celestial Reference Frame (ICRF, Jet Propulsion Laboratory Planetary and Lunar Ephemerides). 1
- Figure 2.** The heliocentric variations of (a) the solar wind bulk velocity, (b) the solar wind proton number density, (c) the solar wind proton temperature, and (d) the interplanetary magnetic field (IMF) intensity. The horizontal axis, Distance, represents the heliocentric distance from the center of the Sun. The measurements from 0.25 AU to 0.5 AU are from the Parker Solar Probe and the measurements at near 1 AU are from the Wind spacecraft. The vertical dashed lines represent Mercury's perihelion (~ 0.31 AU), Mercury's aphelion (~ 0.47 AU), and the average heliocentric distance of Earth (1 AU). 5
- Figure 3.** The heliocentric variations of (a) the solar wind convection electric field ($|E| = |Vp \times B|$), (b) the solar wind dynamic pressure ($n_p m_p V_p^2$), (c) the solar wind plasma β , and (d) the solar wind Alfvénic Mach number ($V_{\text{Alfvén}}/V_p$). Only the measurements of protons were considered for the parameters in this figure. This figure is in the same format as Figure 2. 6
- Figure 4.** The evolution of Mercury's magnetosphere during a substorm. The location of the magnetopause, the occurrence of dayside magnetopause reconnection, the shape of the plasma sheet, and relative locations of three events observed by MESSENGER at the start of the substorm (a) growth phase, (b) expansion phase, and (c) recovery phase. The red dot represents Event I, during which MESSENGER was located in the plasma sheet during the substorm. The green dot represents Event II, during which MESSENGER moved from the plasma sheet into the lobe during the growth phase and moved back into the plasma sheet during the expansion phase. The blue dot represents Event III, during which MESSENGER was located in the lobe during the growth phase and entered the plasma sheet during the expansion phase. The whole process takes 1 to 3 minutes in Mercury's magnetosphere compared to 1 to 3 hours in Earth's magnetosphere. This figure is revised from Sun et al. [2015b]. 9
- Figure 5.** The distribution of Na^+ -group (a, b and c) and O^+ -group (d, e and f) heavy ions in Mercury's magnetosphere as functions of altitude (km) and local time (h). The Na^+ -group includes ions with m/q from 21 to 30, and the O^+ -group with m/q from 14 to 20. This figure shows the observed density of the ions [see, Raines et al., 2011; 2013]. This figure includes the data collected from 25 March 2011 to 31 December 2011, corresponding to 3.1 Mercury years. This figure is adapted from Raines et al. [2013]. . 14
- Figure 6.** The distribution of He^+ (a, b and c) and He^{++} (d, e and f) ions in Mercury's magnetosphere in the same format as Figure 5. This figure is adapted from Raines et al. [2013]. 15
- Figure 7.** The response of Mercury's large iron conducting core to the temporal variations of the solar wind. (a) and (b) are illustrations from Slavin et al. [2014]. (c) and (d) are simulated magnetospheric configuration from Jia et al. [2019]. An increase in solar wind pressure drives induction currents on the iron core (the cyan loops in (a) and (b), the magenta lines in (c) and (d)), which add magnetic flux to the intrinsic magnetic field (the cyan magnetic field lines in (a) and (b)). Dayside magnetopause reconnection can erode magnetic flux in the dayside magnetosphere, including the induction-created field lines, as shown in (b). In (c), the color indicates the z-component of magnetic field perturbations (in nT). In (d), the color indicates the current density in the y-direction (in nA/m^2). The panels (c) and (d) are from the global MHD model of Mercury's magnetosphere, in which the planetary conducting core is included and electromagnetically couples to the surrounding plasma environment [Jia et al., 2015; 2019]. Dong et al. [2019] provides another version of Mercury's magnetosphere, which employs the ten-moment multifluid model and also couples to a conducting core. 16
- Figure 8.** Multiple X-line reconnection generates flux transfer events (FTEs) on the dayside magnetopause. The FTE is formed between neighboring X-lines, in which reconnection occurs between

the interplanetary magnetic field and the planetary magnetic field. The figure is adapted from Lee and Fu [1985].	19
Figure 9. Schematic illustration of magnetic flux transport from (a) single X-line reconnection (SXR) model [Dungey, 1961] and from (b) multiple X-line reconnection (MXR) model [Lee & Fu, 1985]. This figure is adapted from Sun et al. [2020b].	20
Figure 10. Flux transfer event showers under southward IMF (left panel, 10 April, 2011) and northward IMF (right panel, 23 November, 2011, adapted from Slavin et al. [2014]). (a) and (g), proton differential particle flux, unit is $(\text{cm}^2 \text{ s sr keV/e})^{-1}$; (b) and (h), the observed densities [Raines et al., 2011; Raines et al., 2013] of proton (H^+ , black dots) and sodium ions (Na^+ , gold dots); (c) and (i), magnetic field x-component, B_x ; (d) and (j) B_y ; (e) and (k) B_z ; (f) and (l) magnetic field intensity, B_t .	23
Figure 11. The occurrence of FTE showers in Mercury's dayside magnetopause crossings as functions of magnetic shear angle across the magnetopause (θ) and magnetosheath plasma β . (a) the fraction of dayside magnetopause crossings that contain FTE showers as a function of both θ and plasma β . The dashed curve in (a) represents a theoretical relation of θ and plasma β [Swisdak et al., 2010], above which reconnection is expected to be suppressed, and below which reconnection is expected to be favored. (b-c) Marginal distributions of the (b) number of magnetopause crossings (blue), (b) FTE showers (green), and (c) occurrence of FTE on θ . (d-e) Marginal distributions of the (d) number of magnetopause crossings (blue), (d) FTE showers (green), and (e) occurrence of FTE on plasma β . This figure is adapted from Sun et al. [2020b].	25
Figure 12. The amount of magnetic flux transported by FTE-type flux ropes during a nominal loading phase of Mercury's substorms as functions of (a) magnetic shear angle and (b) magnetosheath plasma β . This figure is adapted from Sun et al. [2020b].	27
Figure 13. The spatial distribution of the perpendicular thermal pressure inside cusp plasma filaments. The perpendicular thermal pressure is derived from the magnetic depression inside the filaments, which are assumed to be pressure balance with the surrounding magnetic field. This figure is adapted from Poh et al. [2016].	29
Figure 14. An FTE shower on Mercury's nightside high-latitude magnetopause. (a), the location of MESSENGER in the $X'_{\text{MSM}}\text{-}Y'_{\text{MSM}}$ and $Y'_{\text{MSM}}\text{-}Z_{\text{MSM}}$ planes, respectively. (b), the magnetic field measurements of the FTE shower. This figure is adapted from Slavin et al. [2012b].	30
Figure 15. A coalescence event of the FTEs in local magnetopause coordinates. (a), the magnetic field intensity, B_t ; (b) the duskward component, B_M , (c) the normal component, B_N . This figure is adapted from Zhong et al. [2020b].	31
Figure 16. The distribution of eight highly compressed magnetosphere (HCM) events and four disappearing dayside magnetosphere (DDM) events as functions of the subsolar magnetopause distance (R_{ss}) and the solar wind dynamic pressure (P_{sw}). Each event is represented by a square with the size indicating the reconnection rate. The stars represent the locations of R_{ss} from simulations [Jia et al., 2019]. The green stars correspond to simulations that include induction effects but no IMF, and the red stars correspond to simulations that include induction effects and high-shear IMF. The lower dashed line is the curve of Chapman-Ferraro (C-F)'s sixth root of P_{sw} with the mean subsolar distance determined by Winslow et al. [2013]. The upper dashed line is a theoretical model that includes the effects of induction in Mercury's interior [Glassmeier et al., 2007]. This figure is adapted from Slavin et al. [2019] with the green and red stars from Jia et al. [2019].	35
Figure 17. An example of a disappearing dayside magnetosphere (DDM) event. (a) Solar wind radial speed (V_r) and (b) the normalized solar wind number density (nr_2) as modeled from ENLIL-WSA+Cone {Tóth, 1996 #823}{Odstřil, 2004 #824} from the Sun to 1.1 AU on 15 October 2011 at 21:00 UTC. The locations of Earth, Venus, and Mercury are indicated by different colored dots. Coronal mass ejections are enclosed by the solid black lines. (c) B_x , (d) B_y , (e) B_z , (f) magnetic field intensity. Black lines are	

magnetic field measurements at native instrument resolution (20 Hz); the red lines are smoothed magnetic field measurements. This figure is adapted from Slavin et al. [2019].	36
Figure 18. Overview of MESSENGER plasma and magnetic field measurements during the spacecraft's nightside magnetospheric crossing on 23 November 2011. (a) Differential proton particle flux; (b) integrated proton particle flux; (c) the observed densities of He^{++} (in blue), O^+ -group (purple), and Na^+ -group (gold); (d) B_x ; (e) B_y ; and (g) magnetic field intensity (B_t). The vertical dashed lines indicate, from left to right, the average magnetopause location, the southern plasma sheet boundary, and the northern plasma sheet boundary, respectively. The magnetopause (MP), lobe (LOBE), and current sheet (CS) are labeled. This figure is adapted from Sun et al. [2020a].	38
Figure 19. The cross polar cap potential (or the cross magnetosphere potential drop) estimated based on the theory from Kivelson and Ridley [2008]. This figure shows the variations of the potential drop as a function of solar wind Alfvénic conductivity, IMF intensity, and solar wind density, respectively. Black line represents $\Sigma_P = 0$ S, blue represents $\Sigma_P = 1$ S, and red represents for $\Sigma_P = 10$ S. The integrated conductivity of Mercury's mantle and crust is most similar to $\Sigma_P = 1$ S.	40
Figure 20. Proton properties near the magnetic equator from FIPS measurements: (a) density, (b) temperature, (c) pressure, (d) spectral index κ , (e) flux < 0.83 keV, and (f) flux > 0.83 keV. Adapted from Zhao et al. [2020].	45
Figure 21. Proton plasma β (β) as a function of spatial location near Mercury's magnetic equator. Colored polynomials indicate specific β contours. Adapted from Dewey et al. [2020].	48
Figure 22. (a; top) Observed X-ray fluorescence of Mercury's nightside surface from precipitating energetic electrons from Lindsay et al. [2016]. (a; bottom) Predicted locations of fluorescence from magnetotail dipolarization events from Dewey et al. [2017]. (b) Spherical projection of (a, top). (c) Electron pressure at Mercury's surface simulated by Dong et al. [2019].	51
Figure 23. (a) 3-D Particle-in-Cell (PIC) simulation of magnetic reconnection. The grey shaded region denotes where reconnection is locally suppressed along y . The scale is comparable to the cross-tail scale of Mercury's magnetotail. The scale of X-line in y is $\sim 31 d_i$, where d_i is the ion inertial length. "Dawn" and "Dusk" are correspond to the respective sides of Mercury's magnetotail. (b) Schematic of dawn-dusk asymmetry in magnetotail reconnection at Earth and Mercury resulting from local suppression in reconnection. The figure is adapted from Liu et al. [2019]. A global MHD-embedded PIC model results in a similar feature of magnetic reconnection in Mercury's magnetotail can be found in Chen et al. [2019b].	52
Figure 24. A schematic figure of magnetotail reconnection, plasma flow, flow braking and diversion, flux pileup and current wedge formation in Mercury's magnetotail. This figure is adapted from Dewey et al. [2020].	54
Figure 25. Energization of planetary ions associated with K-H instability. Final perpendicular energy, $(\mu B)_{\text{fin}}$, normalized to the maximum $E \times B$ drift energy ($eE \times B$) of Na^+ ions as a function of normalized initial perpendicular energy, $(\mu B)_{\text{ini}} / eE \times B$. The magnetic moment μ is the perpendicular energy of particles divided by magnetic field intensity (B). The time scale of the corresponding E burst is coded according to the color scale at right. Figure is adapted from Aizawa et al. [2018].	59
Figure 26. A dipolarization associated with several energetic electron injections. Each panel from top to bottom: GRS count rate; GRS accumulated spectra; FIPS H^+ spectrum; magnetic field X component (B_x); B_y ; B_z ; and magnetic field intensity (B_t). This figure is adapted from Dewey et al. [2017].	61
Figure 27. Proton phase space density (PSD) and counts versus E/Q before and after a dipolarization on 1 July 2011 during a plasma sheet crossing. Red dots in each figure represent the measurements with only one proton count. Blue lines are Kappa distributions fit to the hot plasma components. Green lines are Maxwellian fits to the cold components. The black line in panel (a) is the sum of blue and green lines. Figure is adapted from Sun et al. [2017].	62

Figure 28. Modeled energy of Na ions at (left) perihelion and (right) aphelion. Top and bottom panels show cross sections in the noon-midnight plane and the equatorial plane, respectively. Figure is adapted from Delcourt et al. [2003].65

Table 1. Processes contributing to Mercury’s exosphere 12

Table 2. Flux transfer events (FTEs) and their contributions to planetary magnetospheres.....21

Table 3. Dawn-dusk asymmetries in the magnetotail of Mercury and Earth44

Table 4. The intensity of the field-aligned currents in substorm current wedge and the height-integrated electrical conductance at Mercury from different studies55

1. Introduction

1.1. Planet Mercury in the Solar System

Mercury is the smallest and the innermost planet in the Solar System. The mean diameter of Mercury is around 4880 km, which is about 38% of Earth's diameter ($\sim 12,742$ km). Mercury is even slightly smaller than Ganymede (~ 5262 km) and Titan (~ 5148 km, *Zebker et al.* [2009]). Ganymede is the largest known satellite in the Solar System and a Galilean moon (Jupiter III). Titan is the largest satellite of Saturn. However, Mercury is a more massive rocky planet similar to Earth, while Ganymede contains significant amounts of water [*Pilcher et al.*, 1972] and Titan contains a subsurface ocean [*Grasset et al.*, 2000; *Iess et al.*, 2012].

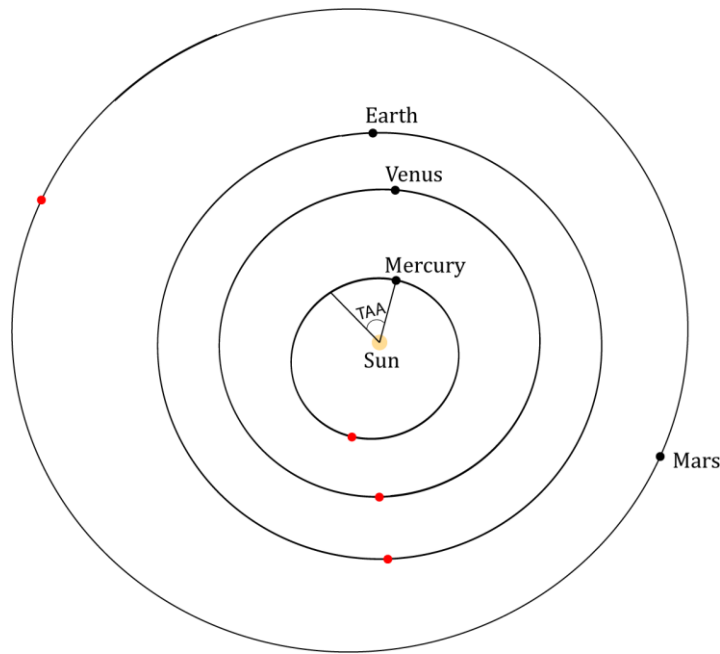


Figure 1. The orbits of Mercury, Venus, Earth, and Mars around the Sun. These orbits are projected onto the plane of Earth's orbit, which has an inclination angle of 7.155° to the Sun's equator. The black and red dots represent each planet's perihelion and aphelion, respectively. The true anomaly angle (TAA) of Mercury is the counterclockwise angle from perihelion as viewed from the north celestial pole. The positions of the planets and the Sun are obtained through the International Celestial Reference Frame (ICRF, Jet Propulsion Laboratory Planetary and Lunar Ephemerides).

Mercury is difficult to study with Earth's ground-based observatories, which is mainly because of its proximity to the Sun. **Figure 1** illustrates the orbits of Mercury and the Earth around the Sun. Mercury orbits the Sun in a period of ~ 88 Earth days with an orbital inclination angle of $\sim 3.38^\circ$ relative to the Sun's equator in the International Celestial Reference Frame (ICRF). Mercury's orbital eccentricity (~ 0.206) is the largest among the planets in the Solar System. The

perihelion of Mercury's orbit is ~ 0.307 AU and the aphelion is ~ 0.467 AU. The distance from the Sun at perihelion is around two-thirds of the distance at aphelion. Here AU is the astronomical unit and is $\sim 1.496 \times 10^{11}$ m, which is the average distance from Earth to the Sun. Taking Earth's orbit as a comparison, the perihelion of the Earth's orbit is ~ 0.983 AU and the aphelion is ~ 1.017 AU. The distance from the Sun at perihelion is $\sim 96.7\%$ of the distance at aphelion with an eccentricity of ~ 0.0167 . Viewed from the Earth, Mercury orbiting the Sun appears to swing back and forth the Sun, but never exceeds 28° of the angular distance. Hence, Mercury is always near the horizon. In the situation when Mercury is west of the Sun, it would appear in the morning sky before sunrise but would be soon covered by the sunlight. When Mercury is east of the Sun, it would appear in the evening sky after sunset, which would set soon. Therefore, before the invention of the solar telescope, the best times to view Mercury are only short intervals before sunrise or after sunset on Earth.

Mercury is the least explored inner planet by the spacecraft. Again, because of its proximity to the Sun, the spacecraft would require a relatively high speed to reach Mercury and would be difficult to insert into a stable orbit around the planet. Only two spacecraft visited Mercury so far. The first is Mariner 10 [see for example, *Ness et al.*, 1974], which flew by Mercury three times in 1974 and 1975. See *Russell et al.* [1988] and *Slavin* [2004] for comprehensive reviews of Mercury's magnetosphere after Mariner 10. The second is MESSENGER [*Solomon & Anderson*, 2018], which flew by Mercury three times before inserted into a stable orbit on 18 March 2011. MESSENGER orbited Mercury over 4000 times in approximately four years before MESSENGER exhausted its fuel and crashed into Mercury's surface on 30 April 2015. MESSENGER provided continuous measurements of the magnetic field [*Anderson et al.*, 2007] and plasma compositions [*Andrews et al.*, 2007] around Mercury's magnetosphere. The BepiColombo mission is currently *en route* to Mercury [e.g., *Milillo et al.*, 2020], which was launched on 20 October 2018 and is planned to insert into Mercury's orbit in December 2025. The BepiColombo mission consists of two spacecraft, which are the Mercury Planetary Orbiter (MPO) and the Mercury Magnetospheric Orbiter (Mio). When BepiColombo arrives at Mercury, one spacecraft will serve as a solar wind monitor to the other inside the magnetosphere.

Mariner 10 discovered the intrinsic magnetic field of Mercury [*Ness et al.*, 1974]. Despite its small size and slow rotation (59 Earth days), Mercury has a global intrinsic magnetic field, which is approximately a magnetic dipole. Mercury's magnetic field is in a similar direction as that of the Earth's magnetic field but is much weaker ($<1\%$ of Earth's magnetic field) [*Ness et al.*, 1976; *Anderson et al.*, 2010]. Mariner 10 also discovered a few elements in Mercury's surface bounded exosphere [*Broadfoot et al.*, 1976]. Later, the Earth-based telescopes remotely measured a group of planetary originated atoms, such as Sodium (Na) [*Potter & Morgan*, 1985], Potassium (K) [*Potter & Morgan*, 1986], and Calcium (Ca) [*Bida et al.*, 2000], etc. MESSENGER provided much more comprehensive measurements of Mercury's magnetosphere and exosphere. The solar wind-magnetosphere-surface (exosphere) coupling has been

extensively investigated and many meaningful conclusions have been achieved. For example, the low solar wind Alfvénic Mach number near Mercury's orbit significantly influences the dayside magnetopause reconnection. The dayside magnetopause reconnection demonstrates clear magnetic shear angle dependency and plasma β dependency. Moreover, Mercury's plasma sheet is clear dawn-dusk asymmetry with the dawnside plasma sheet more dynamic than the duskside plasma sheet. However, the duskside plasma sheet is more dynamic in Earth's magnetosphere.

1.2. Purpose and Structure of the Review

Mercury's magnetosphere resembles Earth's magnetosphere to some extent since both planets possess a global magnetic field. However, Mercury is closer to the Sun, therefore, it experiences a different solar wind than Earth's magnetosphere. Furthermore, Mercury does not have a dense atmosphere or ionosphere, but a surface bounded exosphere. In addition, Mercury has a large conducting core. All of these facts would make Mercury's magnetosphere act distinctly from Earth's magnetosphere in response to solar wind variations. This review aims to summarize recent progress in Mercury's magnetospheric dynamics and provide useful information for the future investigations. For example, for those can be done by the BepiColombo mission and simulations. This review will avoid duplicating the previous reviews of Mercury's dynamic magnetosphere, such as the reviews of *Sundberg and Slavin* [2015], *Slavin et al.* [2018], *Korth et al.* [2018], *Raines et al.* [2015]. Instead, the review focuses on the progress after 2015, that is, in the post-MESSENGER era. Moreover, a comparative magnetosphere is always interesting to conduct. Recently, *Kepko et al.* [2015] comparatively investigated dipolarizations of Earth's and Mercury's magnetospheres. In this review, we compare the dynamics in Mercury's magnetosphere more broadly to those in Earth's magnetosphere. In some places, we also compare to the dynamics in magnetospheres of the satellites, other terrestrial planets and giant planets.

This review is organized as follows. In this chapter, we will introduce the planet Mercury, including its interplanetary environment (chapter 1.2), magnetic field and magnetosphere (chapter 1.3), exosphere (chapter 1.4) and conducting core (chapter 1.5). In the chapter 2, flux transfer event (FTE) "shower", which refers to the magnetopause crossing accompanied by high frequent and large numbers of FTEs, is reviewed. This chapter includes the occurrence rate, flux and particle transport associated with FTE showers. In the chapter 3, the progress on Mercury's magnetosphere under the impact of extreme solar events is reviewed. The extreme solar events include high speed streams (HSSs) and interplanetary coronal mass ejections (ICMEs). This chapter reviews the induction magnetic field and reconnection erosion on the dayside magnetosphere. A type of particular event, the disappearing dayside magnetosphere (DDM), is included. Furthermore, the response of Mercury's nightside magnetosphere to the extreme solar events and the cross-magnetosphere potential drop is also presented. In the chapter 4, the dawn-

dusk properties of the plasma sheet, including the ion distribution, current sheet structures, reconnection dynamics, and the substorm current wedge, are reviewed. In the chapter 5, particle energizations associated with the Kelvin-Helmholtz (K-H) waves, dipolarization fronts, flux ropes, and the cross-tail energization are reviewed. The last subsection in each chapter excluding chapter 1 discusses some open questions related to each topic. These open questions are especially what we expect to answer when the BepiColombo mission arrives at Mercury in the future.

1.3. Mercury's Interplanetary Environment

As the closest planet to the Sun, Mercury experiences the strongest driving from the solar wind compared to other planets, see, for example, *Slavin and Holzer* [1981], *Gershman and DiBraccio* [2020]. Previous studies have employed the *in situ* measurements from Helios 1 and Helios 2 to investigate the solar wind of Mercury's orbital zone (from ~ 0.31 to 0.47 AU) [*Russell et al.*, 1988; *Burlaga*, 2001; *Sarantos et al.*, 2007]. Helios 1 had provided measurements from 1974 to 1986, and Helios 2 from 1976 to 1980. However, their data coverages were incomplete for many orbits. To avoid this issue, in this section, we employ the measurements from the latest Parker Solar Probe (PSP) to investigate the solar wind parameters of the Mercury's orbital zone. For the solar wind parameters near the Earth's orbit, the measurements are taken from the Wind spacecraft. It needs to note that none of Helios 1, Helios 2 and the PSP provided the measurements while MESSENGER orbited Mercury.

The Parker Solar Probe (PSP) was launched on 12 August 2018. It orbits the Sun in the ecliptic plane, and the deepest perihelion is scheduled to be less than 10 solar radii [*Fox et al.*, 2016]. The Solar Wind Electrons, Alphas, and Protons (SWEAP) instrument suite [*Kasper et al.*, 2016] and the FIELDS instrument suite [*Bale et al.*, 2016] onboarded provide the plasma and magnetic field data, respectively. In this work, the first four orbits data are used. The Wind spacecraft was launched on 1 November 1994. It has a complicated orbit around the Earth, but it has resided at the Lagrange 1 point since June 2004. Therefore, we select about 15 years' data since then in this study. The SWE Faraday cups measure the reduced distribution functions of solar wind proton and helium ions [*Ogilvie et al.*, 1995]. The magnetic field data are from the MFI [*Lepping et al.*, 1995].

In Figure 2, the solar wind parameters of protons, including the solar wind speed, density, temperature, and the intensity of the interplanetary magnetic field (IMF) are shown as a function of heliocentric distances (R) from the Sun. The R ranged from 0.25 AU to 1.05 AU. In Figure 2a, the mean value of the solar wind speed is ~ 330 km/s in Mercury's orbital zone, which is comparable to the value of ~ 390 km/s at Earth's orbit. The mean solar wind speed is almost unchanged from Mercury's perihelion to Mercury's aphelion. The solar wind speed shows a

small variation in Mercury's orbital zone from ~ 250 km/s to ~ 450 km/s. While the variation of the solar wind speed near the Earth's orbit is broader, i.e., from ~ 300 km/s to ~ 800 km/s.

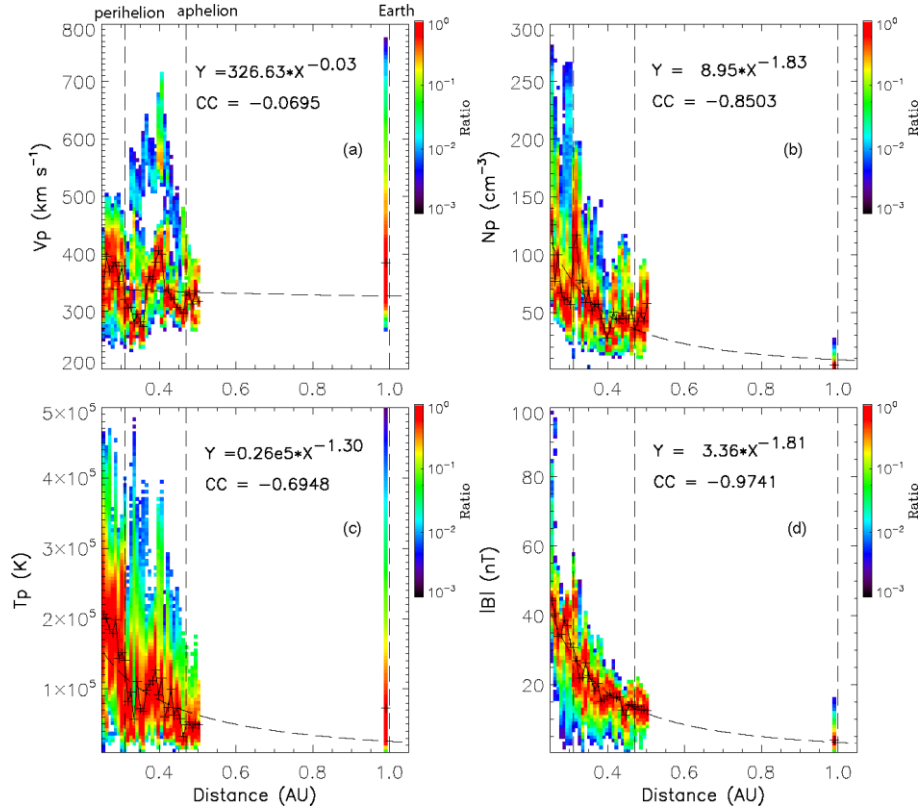


Figure 2. The heliocentric variations of (a) the solar wind bulk velocity, (b) the solar wind proton number density, (c) the solar wind proton temperature, and (d) the interplanetary magnetic field (IMF) intensity. The horizontal axis, Distance, represents the heliocentric distance from the center of the Sun. The measurements from 0.25 AU to 0.5 AU are from the Parker Solar Probe and the measurements at near 1 AU are from the Wind spacecraft. The vertical dashed lines represent Mercury's perihelion (~ 0.31 AU), Mercury's aphelion (~ 0.47 AU), and the average heliocentric distance of Earth (1 AU).

The mean values of the solar wind density in Mercury's orbital zone ranges from ~ 30 cm $^{-3}$ to 120 cm $^{-3}$ (Figure 2b), which is six to thirty times the densities (~ 4.5 cm $^{-3}$) at Earth's orbit. The solar wind density at Mercury's aphelion (~ 40 cm $^{-3}$) is less than half of the density at perihelion (~ 100 cm $^{-3}$). In Figure 2c, the mean values of the solar wind temperature range from $\sim 3 \times 10^4$ K to $\sim 1.5 \times 10^5$ K in Mercury's orbital zone, which is comparable to the mean temperature at Earth's orbit ($\sim 7.2 \times 10^4$ K). While the solar wind temperature decreases from $\sim 1.0 \times 10^5$ K near Mercury's perihelion to $\sim 3 \times 10^4$ K near Mercury's aphelion. The magnetic field strength in Mercury's orbital zone varies from ~ 15 nT to 45 nT (Figure 2d), which is four to ten times the average magnetic field strength (~ 4 nT) at Earth's orbit. The magnetic field strength near Mercury's aphelion is less than half of the field strength near Mercury's perihelion.

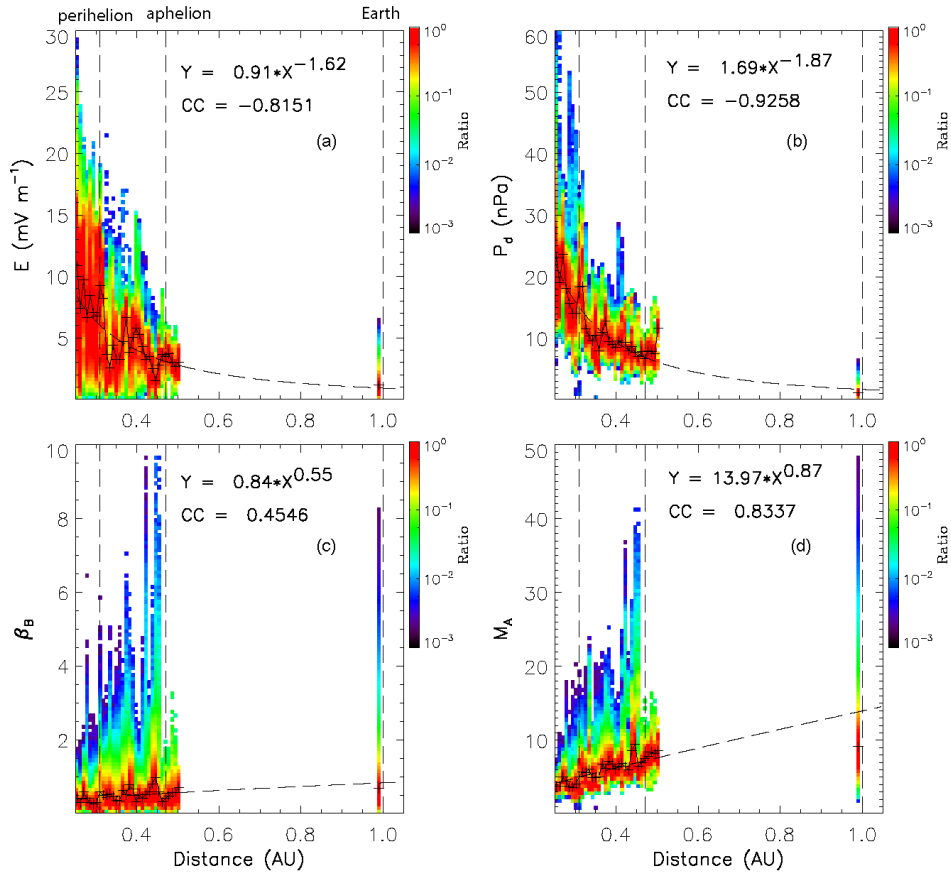


Figure 3. The heliocentric variations of (a) the solar wind convection electric field ($|E| = |-\vec{V}_p \times \vec{B}|$), (b) the solar wind dynamic pressure ($n_p m_p V_p^2$), (c) the solar wind plasma β , and (d) the solar wind Alfvénic Mach number (V_{Alfven}/V_p). Only the measurements of protons were considered for the parameters in this figure. This figure is in the same format as Figure 2.

Figure 3 shows several parameters of the solar wind that play important roles in controlling the dynamics of planetary magnetospheres. The first parameter is the convection electric field, $\vec{E}_c = -\vec{V}_{sw} \times \vec{B}$, in which \vec{V}_{sw} is the solar wind velocity and \vec{B} is the IMF. In the study of Earth's magnetosphere, the solar wind convection electric field directly controls the energy flux that can be transported into the magnetosphere [Perreault & Akasofu, 1978; Akasofu, 1981], which is resulted from the magnetopause reconnection (also called the dayside merging) [Kan & Lee, 1979]. Since the reconnected magnetic field lines connect to the polar cap, the cross-polar cap potential (CPCP) is also closely related to the solar wind convection electric field [Sonnerup, 1974; Kan & Lee, 1979]. The magnetic reconnection in the nightside plasma sheet [Milan *et al.*, 2006], and the ionospheric conductivity [Kivelson & Ridley, 2008] are both modulate the values of the CPCP. As a result, the solar wind convection electric field could correlate with the large-scale electric field in the Earth's magnetosphere [Lei *et al.*, 1981; Baumjohann & Haerendel,

1985; *Ly & Liu*, 2018], and, therefore, influence the particle motions/trajectories in the magnetosphere. Moreover, during the geomagnetic active periods induced by solar wind extreme events, the solar wind convection electric field with extreme values could even partially penetrate into Earth's low-altitude (<1000 km) and low-latitude ionosphere [*Nishida*, 1966; *Fejer et al.*, 1979; *Huang et al.*, 2005; *Wei et al.*, 2009; 2015]. This implies that a fraction of the Alfvén waves injected by the solar wind can overcome the shielding of upper ionosphere and penetrate into low-altitude and low-latitude ionosphere.

In Figure 3a, the convection electric field ranges from 2 to 10 mV/m in Mercury's orbital zone, which is two to ten times the convection electric field at Earth's orbit (~ 1 mV/m). On the other hand, the convection electric field at Mercury's perihelion is ~ 6 to 10 mV/m, which is several times the convection electric field at Mercury's aphelion (~ 3 mV/m). The strong convection electric field could lead to the fast convection in Mercury's magnetosphere.

The second parameter is the solar wind dynamic pressure, $P_d = n_{sw} m V_{sw}^2$, in which n_{sw} is the solar wind density, m is the mass of solar wind species. The solar wind dynamic pressure is also called the solar wind momentum flux density. The solar wind dynamic pressure could affect the shape and the location of the magnetopauses [*Ferraro*, 1960; *Sibeck et al.*, 1991; *Shue et al.*, 1998], and therefore, the size of the magnetosphere. Though in addition to the dynamic pressure, the magnetopause reconnection can erode magnetic flux near the subsolar magnetopause [*Coroniti & Kennel*, 1972; *Slavin & Holzer*, 1979], which would result in the inward motion of the dayside magnetopause and the flaring of the nightside magnetopause. The reconnection effect is discussed in the following sections of solar wind plasma β and Alfvénic Mach number.

In Figure 3b, the solar wind dynamic pressure in Mercury's orbital zone ranges from ~ 3.5 nPa to ~ 9.0 nPa, which is around six to ten times the dynamic pressure at Earth's orbit (~ 0.55 nPa). Mercury's magnetosphere is under much stronger dynamic pressure than Earth's magnetosphere. Furthermore, the dynamic pressure at Mercury's perihelion (~ 9.0 nPa) is several times the dynamic pressure at Mercury's aphelion.

The other two parameters shown in Figure 3 are the solar wind plasma β (Figure 3c), which is the ratio of the plasma thermal pressure to the magnetic pressure, and the solar wind Alfvénic Mach number (Figure 3d). The solar wind Alfvénic Mach number is the ratio of solar wind speed to the Alfvén speed, V_{sw}/V_A , where the Alfvén speed is $\vec{V}_A = \vec{B}/\sqrt{\mu_0 n_{sw} m_p}$. The plasma β positively correlates with the Alfvénic Mach number in some extent, that is, the smaller the plasma β the smaller the Alfvénic Mach number. The Alfvénic Mach number negatively correlates with the Alfvén speed, that is, the smaller the Alfvénic Mach number the larger the Alfvén speed. The plasma β and the Alfvén speed can influence the magnetic reconnection both in the matters of the reconnection rate and the occurrence of the magnetic reconnection [*Sonnerup*, 1979; *Paschmann et al.*, 1986; *Ding et al.*, 1992; *Scurry et al.*, 1994]. The outflows of magnetic reconnection transport magnetic flux at the speed of the upstream Alfvén speed

[Sonnerup, 1979]. Therefore, the higher the upstream solar wind Alfvén speed the stronger the reconnection outflow speed, which corresponds to a larger reconnecting electric field and reconnection rates. In Figure 3c, the plasma β in Mercury's orbital zone ranges from ~ 0.2 to ~ 1.0 . The plasma β at Earth's orbit is ~ 0.7 .

In addition to the above discussions, the intensity of the solar wind number density, solar wind speed, and Alfvénic Mach number can influence the viscous-like process near the magnetopause, for example, the Kelvin–Helmholtz instability. Despite the polarity of the IMF plays an important role in the occurrence of K-H instability on the magnetopause boundaries [e.g., Hasegawa *et al.*, 2006], the increase of solar wind speed, solar wind number density and Alfvénic Mach number could increase the occurrence rate of K-H waves near the Earth's magnetopause [Kavosi & Raeder, 2015].

1.4. Mercury's Magnetic Field and Magnetosphere

Mercury's global intrinsic magnetic field has a dipole moment of around $190 \text{ nT} \cdot \text{R}_M^3$. The dipole center is offset approximately 479 km northward from the planet's center and the tilt of the magnetic pole relative to the planet's spin axis is less than 0.8° [Anderson *et al.*, 2012]. The polarity of Mercury's magnetic field is similar to that of Earth's dipole magnetic field. However, the magnetic field intensity near Mercury's magnetic equatorial plane is around 200 nT, which is less than 1% of the magnetic field strength of $3.05 \times 10^4 \text{ nT}$ at Earth's equatorial plane. The weak magnetic field interacts with the solar wind forming a relatively small magnetosphere, which is still able to separate the shocked solar wind above the planet's surface at an altitude of $\sim 1200 \text{ km}$ [e.g., Siscoe *et al.*, 1975; Slavin *et al.*, 2009]. The structures of Mercury's magnetosphere resemble Earth's magnetosphere in many aspects. However, Mercury does not have a corotation region above the surface. Mercury spins very slowly at a period of ~ 59 Earth days. The corotation region, which is primarily controlled by the electric field due to the planet's spin, if exists, would be beneath the surface of Mercury. Furthermore, whether a radiation belt, either long-survived or transient, can survive in Mercury's magnetosphere is still an open question.

Although the subsolar magnetopause (R_{ss}) of Mercury is normally above the surface, the small intrinsic magnetic field intensity, the strong solar wind dynamic pressure, the small solar wind plasma β , and the slow spin of the planet together make the subsolar magnetopause of Mercury locate very close to the planet's surface.

We can apply the classic Chapman-Ferraro sixth-root relationship to estimate the R_{ss} for planetary magnetospheres. The Chapman-Ferraro relationship assumes balance of the solar wind dynamic pressure and the total pressure inside the planetary magnetospheres

$$C\rho u^2 = nk_B T + B_{eq}^2/2\mu_0 R_{SS}^6. \quad (1)$$

On the left hand side, the solar wind dynamic pressure ρu^2 converts into plasma thermal pressure at the R_{SS} with an efficiency of C . The n and T are the plasma density and temperature in the magnetosphere side at the R_{SS} . The k_B is the Boltzmann constant. The planetary magnetic field intensity at the R_{SS} is B_{eq}/R_{SS}^3 , in which the B_{eq} is the magnetic field intensity at the magnetic equator of the planet's surface. Therefore, the R_{SS} can be calculated

$$R_{SS} = (B_{eq}^2/2\mu_0(C\rho u^2 - nk_B T))^{1/6}. \quad (2)$$

In the magnetospheres of Mercury and Earth, the thermal pressure, $nk_B T$, in the magnetosphere side at the R_{SS} , is much smaller than the magnetic pressure, and therefore, can be ignored. In Figure 2, the dynamic pressure ranges from 3.5 nPa to 9 nPa near Mercury's orbit, the R_{SS} is estimated to be from 0.14 to 0.34 R_M above the planet's surface with the efficiency (C) of 0.8. In the case of Earth's magnetosphere, the R_{SS} is estimated to be from $\sim 9.7 R_E$ above the planet's surface. In observations, the R_{SS} is located at a distance of $\sim 0.45 R_M$ above Mercury's surface. In Earth's magnetosphere, the subsolar magnetopause is around $10 R_E$ above Earth's surface.

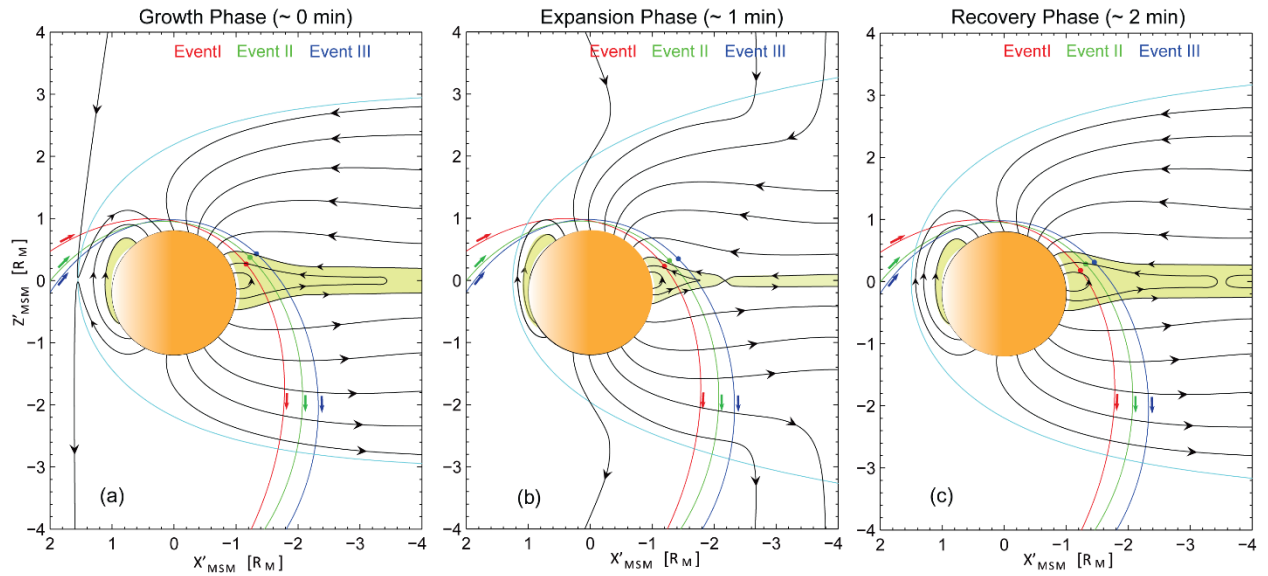


Figure 4. The evolution of Mercury's magnetosphere during a substorm. The location of the magnetopause, the occurrence of dayside magnetopause reconnection, the shape of the plasma sheet, and relative locations of three events observed by MESSENGER at the start of the substorm (a) growth phase, (b) expansion phase, and (c) recovery phase. The red dot represents Event I, during which MESSENGER was located in the plasma sheet during the substorm. The green dot represents Event II, during which MESSENGER moved from the plasma sheet into the lobe during the growth phase and moved back into the plasma sheet during the expansion phase. The blue dot represents Event III, during which MESSENGER was located in the lobe during the growth phase and entered the plasma sheet during the

expansion phase. The whole process takes 1 to 3 minutes in Mercury's magnetosphere compared to 1 to 3 hours in Earth's magnetosphere. This figure is revised from Sun et al. [2015b].

The fundamental flux circulation in the magnetospheres of Earth and Mercury is named the Dungey cycle [Dungey, 1961]. As illustrated in Figure 4, the Dungey cycle starts at magnetic reconnection on the dayside magnetopause, where the IMF and the planetary magnetic field reconnects resulting in open field lines with one end connecting to the solar wind and the other end to the planetary magnetic field. The open field lines convect anti-sunward, and transport magnetic flux to the nightside lobes (Figure 4a, the growth phase). The cross-tail electric field convects the open field lines in the lobes toward the plasma sheet in the magnetic equatorial plane, where magnetic reconnection closes the open field lines and convect the closed field lines to replenish the dayside magnetosphere (Figures 4b and 4c, the expansion phase and recovery phase). This whole magnetic flux circulation constitutes a Dungey cycle.

The flux circulation corresponds to several magnetospheric response modes, including the substorm, the steady magnetospheric convection, and the sawtooth event. The substorm is the most well-known mode. The substorm accompanies by many dynamics in the magnetosphere, and the magnetic flux loading-unloading in the lobes corresponds to the magnetic energy store and release. From Figure 4a to Figure 4b, the open field lines accumulate in the lobe, which corresponds to the magnetic flux loading. From Figure 4b to Figure 4c, the accumulated magnetic flux released by magnetic reconnection in the plasma sheet, which corresponds to the magnetic flux unloading and produces structures known as dipolarizations.

The duration of the flux loading-unloading can be roughly estimated from the loaded flux in the lobe ($\Delta\Psi$) divided by the cross-polar cap potential (CPCP, Φ)

$$T_{load} = \Delta\Psi/\Phi. \quad (3)$$

The CPCP corresponds to the rate of magnetic flux transporting from the dayside magnetosphere to the nightside lobes. Here we take Mercury and Earth as examples to estimate the T_{load} . At first, the magnetic flux in one lobe can be estimated from

$$\Psi = 0.5\pi R_{Tail}^2 B_{Lobe}. \quad (4)$$

At Mercury, $R_{Tail} \sim 2.5 R_M$, $B_{Lobe} \sim 50$ nT, $\Psi \sim 3$ MWb. At Earth, $R_{Tail} \sim 20 R_E$, $B_{Lobe} \sim 30$ nT, $\Psi \sim 760$ MWb. If the lobe flux was enhanced by 20%, the loaded magnetic flux ($\Delta\Psi$) would be ~ 0.6 MWb at Mercury and ~ 150 MWb at Earth. Secondly, we estimate the value of the CPCP. As discussed in Section 1.3, the CPCP is controlled by several factors. Here we simply estimate the CPCP according to the scale of the dayside magnetopause X-line. In Figure 3a, the solar wind convection electric field is ~ 4 mV/m near Mercury's orbital zone and ~ 1 mV/m near Earth's orbit, considering the extent of X-lines of $\sim 1.0 R_M$ and $8 R_E$, the CPCP is ~ 10 kV in Mercury's

magnetosphere, and ~ 50 kV in Earth's magnetosphere. Therefore, dividing $\Delta\Psi$ by Φ , the loading period T_{load} can be calculated to be 60 s in Mercury's magnetosphere and 50 minutes in Earth's magnetosphere. The period of the loading-unloading can be obtained by simply doubling the T_{load} , which is around two minutes in Mercury's magnetosphere and around two hours in Earth's magnetosphere.

In Mercury's magnetosphere, MESSENGER measurements have revealed that the magnetospheric substorm persists for one to three minutes [Slavin *et al.*, 2010a]. In Earth's magnetosphere, both Earth-based and spacecraft measurements have demonstrated that the magnetospheric substorm, which corresponds to flux loading-unloading in the lobe, could persist from one to three hours [Akasofu, 1964; Rostoker *et al.*, 1980; Huang *et al.*, 2003]. The above estimations are consistent with these observations. In the magnetospheres of the giant planets, the flux loading-unloading driven by the solar wind-magnetosphere reconnection could persist several Earth days.

1.5. Mercury's Neutral Exosphere

The Ultraviolet Spectrometers of Mariner 10 discovered Hydrogen (H) and Helium (He) in Mercury's surface bounded exosphere. The measurement of Oxygen (O) was described as "a tentative identification" since a low signal-to-noise ratio [Broadfoot *et al.*, 1976]. Starting in the 1980s, the Earth-based solar telescopes began to take spectroscopy images of Mercury's exosphere and the emissions of Sodium (Na) [Potter & Morgan, 1985], Potassium (K) [Potter & Morgan, 1986], and Calcium (Ca) [Bida *et al.*, 2000] were discovered. The Mercury Atmospheric and Surface Composition Spectrometer (MASCS) [McClintock & Lankton, 2007] onboard MESSENGER detected several other species in Mercury's exosphere, including Magnesium (Mg) [McClintock *et al.*, 2009], Manganese (Mn) and Aluminum (Al) [Vervack Jr. *et al.*, 2016]. These measurements reveal that Mercury's exosphere is tenuous. The exospheric particles have long mean free paths and they more likely collide with the planet's surface other than with each other.

Mercury's exosphere is supplied by both external and internal sources, which share many similarities with the Earth's Moon despite that the Moon does not have a global magnetic field. The external sources include solar wind, meteoroids, micrometeoroids, and comets. The internal sources are particles released from the planet's surface through a variety of processes, including thermal desorption, photon-stimulated desorption, electron-stimulated desorption, ion sputtering, and micrometeoroid impact vaporization. The thermal desorption releases particles due to the high temperature of the surface, and the released particles would surround the surface since they contain very low energy ($< \text{eV}$). The photon-stimulated desorption corresponds to a process that

a bound electron in an atom absorbs solar ultraviolet emission. The atom becomes more energetic and escapes from the solid surface but is still in bound state [Yakshinskiy & Madey, 1999]. In electron-stimulated desorption (ESD), high energy electrons (a few eV) neutralize surface ions, mostly Alkaid ions, which can provide particles to the exosphere.

Table 1. Processes contributing to Mercury's exosphere

Processes	Released Energy	Ions Percentage	Impact Regions
Thermal Desorption	$\lesssim 0.1 \text{ eV}^a$	$< 1\%$	Sunlit Surface
Photon Stimulated Desorption	$\lesssim \text{eV}^b$	$< 1\%$	Sunlit Surface
Electron Stimulated Desorption	$\sim \text{a few eV}^c$	$\sim 10\%^d$	Cusp Regions/Plasma Sheet
Ion Sputtering	Several eV, up to 100 eV ^e	$< 10\%^f$	Cusp Regions/Plasma Sheet
Micrometeoroid Impact Vaporization	$\sim 10\text{s to } 100\text{s eV}^g$	$< 1\%$	More on Dawnside Surface

a. Hunten et al. [1988]; Yakshinskiy and Madey [2000]; Leblanc and Johnson [2003]

b. McGrath et al. [1986]; Yakshinskiy and Madey [1999]

c. Yakshinskiy and Madey [1999, 2004]; Johnson et al. [2002]

d. Yakshinskiy and Madey [2000]; McLain et al. [2011]

e. Sigmund [1969]; Hofer [1991]; Mura et al. [2007]

f. Benninghoven [1975]; Hofer [1991]; Elphic et al. [1993]

g. Morgan et al. [1988]; Mangano et al. [2007]

Note. The percentages of ions generated by the thermal desorption, photon stimulated desorption and micrometeoroid impact vaporization are set to be $< 1\%$. There are still lacking exact values on the portion of ions are released by these processes.

The solar wind sputtering corresponds to a process that the solar wind energetic particles ($\sim 1 \text{ keV}$) bombard the regolith and release particles. The sputtered particles would gain relatively high energy ($> \text{a few eV}$ up to 100 eV) through momentum transferred from the solar wind particles. Under most circumstances, the solar wind particles can impact the high latitude cusp regions, which is controlled by both the planetary magnetic field and the solar wind convection electric field. The double-peaked sodium emissions on the northern and southern high-latitude regions imaged by the Earth-based telescopes were possibly due to the solar wind sputtering

[Potter *et al.*, 2006; Leblanc *et al.*, 2009; Mangano *et al.*, 2015; Orsini *et al.*, 2018; Milillo *et al.*, 2020] but still lack *in situ* evidence.

The micrometeoroid impact vaporization is similar to the solar wind sputtering in the sense of momentum transfer. However, the micrometeoroids are non-ionized and would not be influenced by the planetary magnetic field and the convection electric field. Therefore, the micrometeoroid impact could impact any place on the planet's surface. Since Mercury orbits the Sun at a speed of tens of kilometers per second, the moving forward portion, which is the dawnside, has a higher chance to bombard with the micrometeoroids. In addition, the micrometeoroids are much heavier and larger in scale than the solar wind particles. Many models suggest that the impact of micrometeoroids could release a component of neutrals with a much higher temperature (~ 3000 K to 6000 K) [e.g., Killen *et al.*, 2018]. As a result, this portion of atoms could reach a higher altitude (>1000 km) than those neutrals released during photon-stimulated desorption, electron-stimulated desorption, and thermal desorption.

It needs to note that the above processes, including solar wind sputtering, micrometeoroid impact vaporization, photon-stimulated desorption and thermal desorption, mostly eject neutrals from the regolith. Ions only take account for a small fraction ($<10\%$) [Benninghoven, 1975; Hofer, 1991; Elphic *et al.*, 1993]. However, some experimental results suggest that the electron stimulated desorption releases particles from the regolith particularly in the ionic form ($\sim 10\%$) [McLain *et al.*, 2011] (See Table 1).

Mercury's neutral exosphere, including Na, Ca, and K, exhibits seasonal repetitive variations in a period of Mercury orbital period, ~ 88 Earth days. The intensity of the neutral exosphere reaches a maximum when Mercury located in the true anomaly angle (TAA) of 75° and 255° (Figure 1). This seasonal repetitive variation was induced by the thermal and photon stimulated desorption. In the TAA of 75° and 255° , the resonance wavelengths of the elements were shifted from the dips in the Fraunhofer lines of the solar irradiances to both edges due to the Doppler shift. The higher intensity of the solar irradiances near the edges of the Fraunhofer lines responsible for the stronger emissions of Mercury's exospheric particles.

1.6. Ions in Mercury's Magnetosphere

The measurements from the Fast Imaging Particle Spectrometer (FIPS) onboard MESSENGER have revealed the distribution of ion species in Mercury's magnetosphere [Zurbuchen *et al.*, 2008; 2011]. The distributions of several ion species are shown in Figures 5 and 6 [Rainey *et al.*, 2011; 2013]. The Na^+ -group with mass per charge (m/q) from 21 to 30, including Na^+ , Mg^+ , Al^+ and Si^+ , was found to be the most abundant planetary ion population (Figures 5a and 5c). The O^+ -group with m/q from 14 to 20, including O^+ and water group ions, is the second abundance

planetary ion population (Figures 5d and 5f). The Na^+ -group and O^+ -group appeared throughout Mercury's magnetosphere and were enhanced in several regions, including the northern cusp, the pre-midnight (duskside) plasma sheet, the nightside southern high-latitude region and the dawn

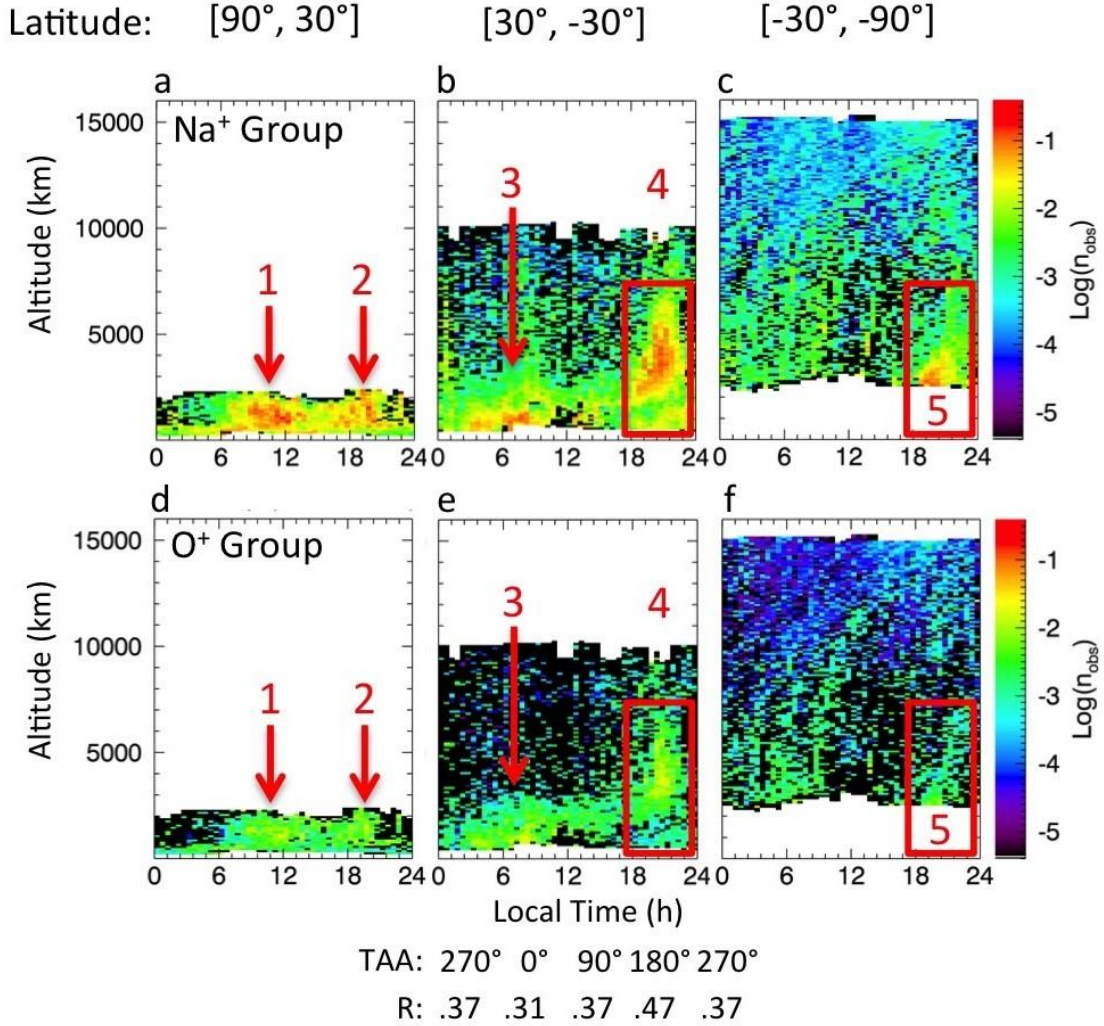


Figure 5. The distribution of Na^+ -group (a, b and c) and O^+ -group (d, e and f) heavy ions in Mercury's magnetosphere as functions of altitude (km) and local time (h). The Na^+ -group includes ions with m/q from 21 to 30, and the O^+ -group with m/q from 14 to 20. This figure shows the observed density of the ions [see, Raines et al., 2011; 2013]. This figure includes the data collected from 25 March 2011 to 31 December 2011, corresponding to 3.1 Mercury years. This figure is adapted from Raines et al. [2013].

terminator. The Na^+ -group and O^+ -group are mostly originated from the planet. The enhancements in the northern cusp and the dawnside terminator are consistent with the enhancements of neutrals in the exosphere, which are discussed in the following. The enhancement in the pre-midnight plasma sheet can be evidence of the non-adiabatic acceleration of the Na^+ and O^+ in the cross-tail direction [Ip, 1987; Delcourt et al., 2002; Gershman et al.,

2014]. At last, the enhancement of Na^+ and O^+ in the nightside southern high-latitude are similar to those energetic ion plumes that have been observed at Venus and Mars [Luhmann & Kozyra, 1991; Dubinin *et al.*, 2011; Dong *et al.*, 2015]. However, this escaping channel has not been well studied in Mercury's magnetosphere. Moreover, Raines *et al.* [2013] showed that the average observed density of Na^+ -group and O^+ -group varied with the TAA.

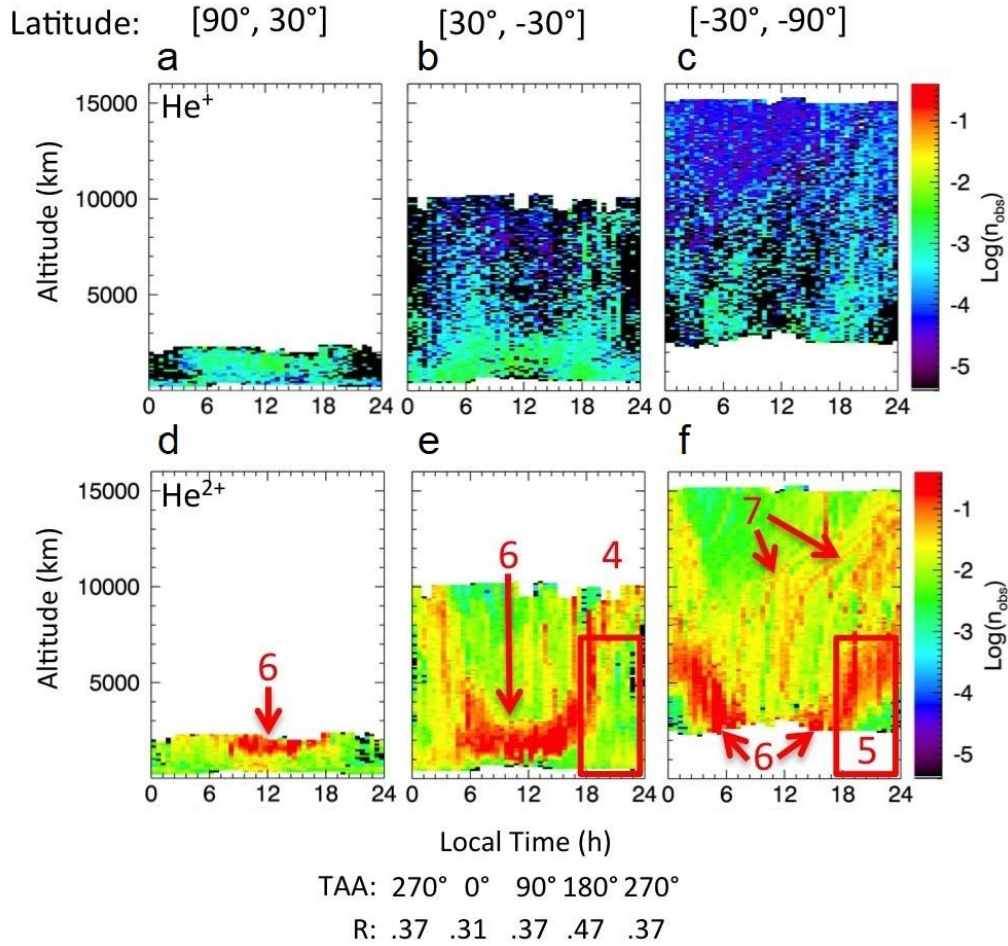


Figure 6. The distribution of He^+ (a, b and c) and He^{++} (d, e and f) ions in Mercury's magnetosphere in the same format as Figure 5. This figure is adapted from Raines *et al.* [2013].

As shown in Figures 6b and 6c, the He^+ is evenly distributed in the magnetosheath and the plasma sheet without notable dawn-dusk asymmetry. The He^+ mostly originating from the Sun [e.g., Skoug *et al.*, 1999; Lepri & Zurbuchen, 2010; Gilbert *et al.*, 2012], the planet (surface or exosphere), and even the picked-up He^+ [e.g., Möbius *et al.*, 1985; Gloeckler *et al.*, 1993] can contribute to the observed He^+ . The He^{++} are commonly observed in Mercury's magnetosphere

(Figures 6d to 6f). However, the densities in the magnetosphere are much lower than the densities in the magnetosheath, which could be because the He^{++} are originated from the solar wind.

1.7. Mercury's Conducting Core and Conductivity Profile

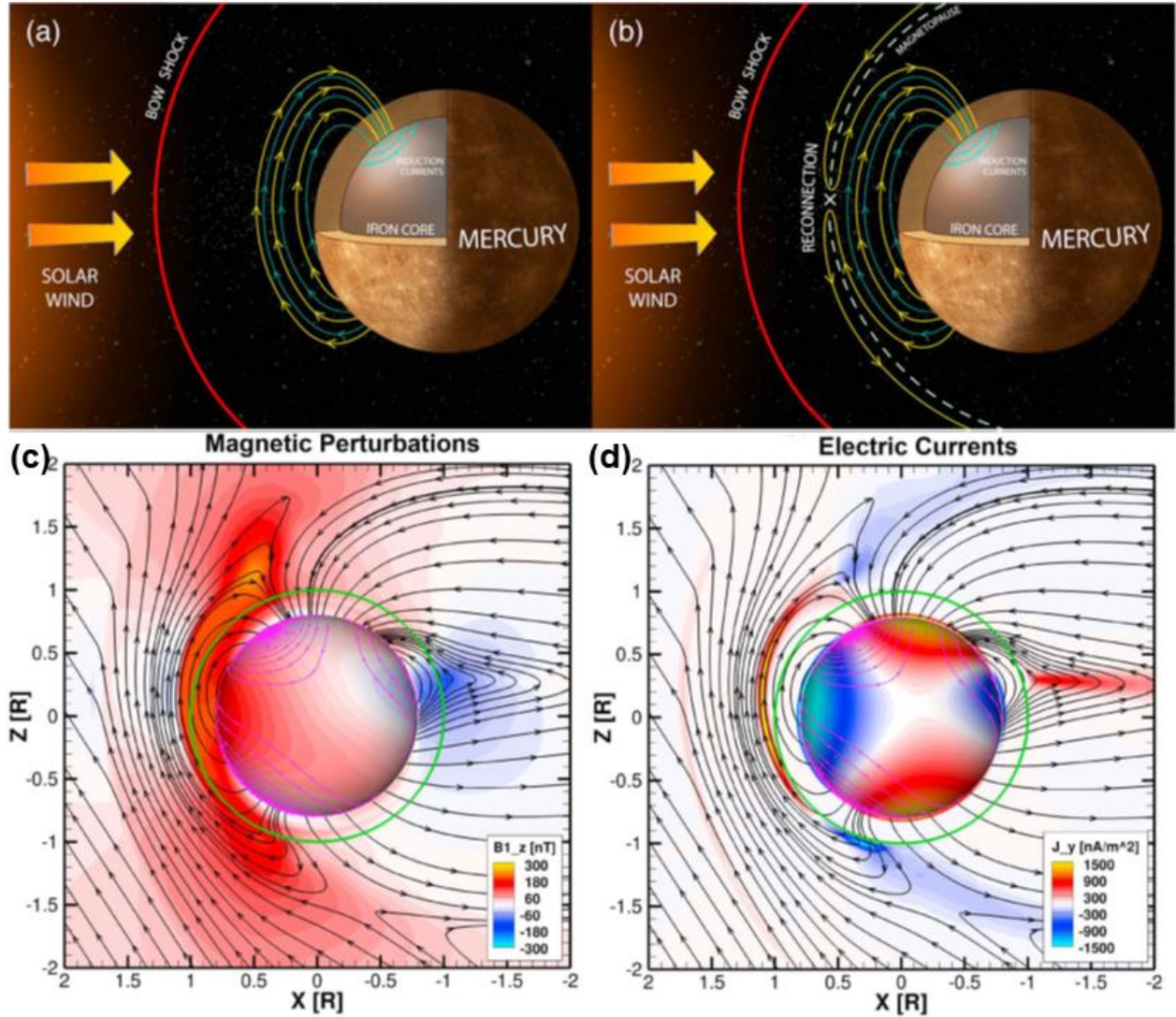


Figure 7. The response of Mercury's large iron conducting core to the temporal variations of the solar wind. (a) and (b) are illustrations from Slavin et al. [2014]. (c) and (d) are simulated magnetospheric configuration from Jia et al. [2019]. An increase in solar wind pressure drives induction currents on the iron core (the cyan loops in (a) and (b), the magenta lines in (c) and (d)), which add magnetic flux to the intrinsic magnetic field (the cyan magnetic field lines in (a) and (b)). Dayside magnetopause reconnection can erode magnetic flux in the dayside magnetosphere, including the induction-created field lines, as shown in (b). In (c), the color indicates the z-component of magnetic field perturbations (in nT). In (d), the color indicates the current density in the y-direction (in nA/m^2). The panels (c) and (d) are from the global MHD model of Mercury's magnetosphere, in which the planetary conducting core is included and

electromagnetically couples to the surrounding plasma environment [Jia et al., 2015; 2019]. Dong et al. [2019] provides another version of Mercury's magnetosphere, which employs the ten-moment multifluid model and also couples to a conducting core.

Mercury has a large conducting core with a conductivity of $\geq 10^6$ S [e.g., Hood & Schubert, 1979], which is composed of liquid/molten metal [Peale, 1976]. **Figure 7** shows the conducting core of Mercury and how the conducting core responds to the variations in the solar wind [Slavin et al., 2014; Jia et al., 2019]. MESSENGER [Rivoldini & Van Hoolst, 2013] and Earth-based radar observations [Hauck II et al., 2013] of the gravity and rotation have revealed the liquid core radius of ~ 2000 km, $0.82 R_M$. Measurements of the inducing magnetic fields could also reveal the scales of the conducting liquid core, though the solid upper layer of the core would be included. MESSENGER measurements of the inducing magnetic fields reveal a similar scale of the liquid core radius ($\sim 0.85 R_M$), which varies in studies [Johnson et al., 2016; Wardinski et al., 2019; Katsura et al., 2021]. Mercury's liquid core accounts for $\sim 55\%$ of the planet's volume, which is the largest among the planets in the solar system. Recently, some studies have indicated that Mercury has a solid inner core with a radius of 30% to 70% of the liquid core [Genova et al., 2019]. For comparison, Earth's liquid core has a radius of ~ 3480 km, which accounts for $\sim 16\%$ of the Earth's volume. The solid inner core of the Earth has a radius of ~ 1221 km, which accounts for $\sim 35\%$ of the entire liquid core [Alfè et al., 2007].

The conductivity of Mercury's mantle and crust is discussed in several models. In Verhoeven et al. [2009], the conductivity of the mantle increases from $\sim 10^{-7}$ S/m to $\sim 10^{-2}$ S/m at depths of ~ 100 km to ~ 500 km. The conductivity of crust is $\sim 10^{-11}$ S/m near the surface. However, the crustal conductivity could be significantly different in the model of metal-rich chondrite [Taylor & Scott, 2005].

The understandings of the core and the conductivity profile of the planets are important in many aspects. In the case of Mercury, the dynamo models on the generation mechanisms of Mercury's intrinsic magnetic field require accurate measurements of the core [Christensen, 2006; Takahashi & Matsushima, 2006]. On the other hand, Mercury's interior has cooled more rapidly than the Earth's interior. The study of Mercury's interior can also help to understand the evolution of the Earth's magnetic field. In the study of magnetospheric dynamics, because Mercury's liquid core is highly conducting with a conductivity of $\geq 10^6$ S, the conducting core would respond to the external solar wind variations and, in turn, influence the magnetospheric dynamics, which is illustrated in **Figure 7** and is discussed in Glassmeier et al. [2007]; Slavin et al. [2014]; [2019]; Jia et al. [2019].

On another point, how the field-aligned currents, including the Birkeland currents and the substorm current wedge, close without an ionosphere in Mercury's magnetosphere is an interesting topic. The field-aligned current might flow through the planet's crust and close

through the highly conducting core [Janhunen & Kallio, 2004; Anderson *et al.*, 2014]. On the other hand, some studies indicate that due to the ionization of sodium or other atoms in Mercury's exosphere, a Pedersen conductivity can be defined since the newly created ions and electrons would be displaced a finite distance along the electric field and form an electric current. This process called the pickup conductivity, which was first proposed for the partially ionized ionosphere of Io [Goertz, 1980; Ip & Axford, 1980], and Cheng *et al.* [1987] discussed the pickup conductivity in Mercury's exosphere. In the pickup process, the equivalent integrated Pedersen conductivity (Σ_p) can be estimated.

$$\Sigma_p = N_0 m_i c^2 / \tau_i B^2. \quad (5)$$

N_0 is the column density of the neutral atom. m_i is the mass of the atom. c is the light speed. τ_i is the ionization time scale. B is the magnetic field intensity. For sodium on the polar region, N_0 is on the order of $\sim 10^{11}$ atoms cm^{-2} . τ_i is $\sim 10^4$ s. $B \sim 400$ nT, we can obtain a $\Sigma_p \sim 0.04$ S. On the dayside equatorial region, the pickup Pedersen conductivity can reach a value of ~ 0.3 S. On the nightside, the value should be much smaller than 0.04 S.

Considering that the Birkeland currents were distributed on the polar region, the pickup Pedersen conductivity might be able to close part of the field-aligned currents. The substorm current wedge was distributed on the nightside [Sun *et al.*, 2015a; Poh *et al.*, 2017a; Dewey *et al.*, 2020]. The pickup Pedersen conductivity can play a very minor effect. However, some simulation studies indicate that under particular conditions, the dense sodium exosphere, the Pedersen and Hall currents, might also close a large portion of the field-aligned current [Exner *et al.*, 2020].

2. Flux Transfer Event “Showers”

2.1. Flux Transfer Event and Magnetic Flux Rope

The magnetic flux rope is a fundamental magnetic structure in space plasma physics, which consists of the magnetic field lines with helical topology. The magnetic flux rope is formed between neighboring reconnection X-lines as illustrated in Figure 8 and see also Lee and Fu [1985] and Raeder [2006], and thus, the generation of flux ropes frequently requires multiple reconnection X-line sites. However, in the induced magnetospheres [Xie & Lee, 2019], or in a region with velocity shear, helical magnetic field lines can be generated without reconnection X-lines. The magnetic flux rope is widely observed in the solar system and possibly in galaxy clusters [e.g., Ruzmaikin *et al.*, 1989], which plays an essential role in transport flux and energy across different kinds of boundaries. For example, flux ropes are often observed optically in the Sun's corona, and the coronal mass ejection (CME), one of the most well-known space

weather events, is the magnetic flux rope that is formed on the solar surface and is ejected into the interplanetary space [e.g., *Cheng et al.*, 2017; *Hu*, 2017].

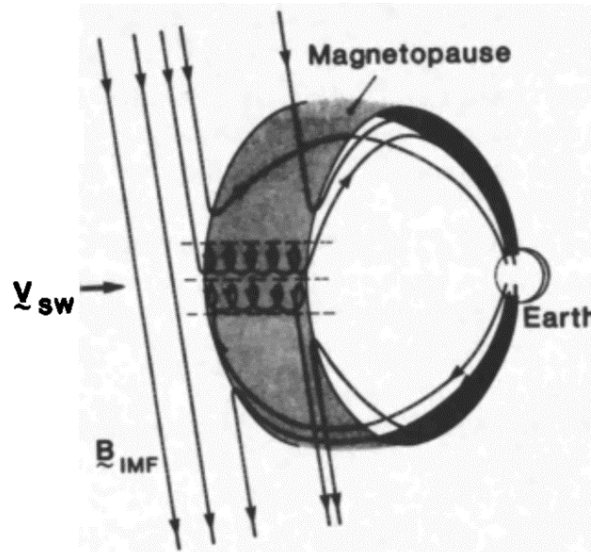


Figure 8. Multiple X-line reconnection generates flux transfer events (FTEs) on the dayside magnetopause. The FTE is formed between neighboring X-lines, in which reconnection occurs between the interplanetary magnetic field and the planetary magnetic field. The figure is adapted from Lee and Fu [1985].

In the planetary magnetospheres with global intrinsic magnetic fields, the flux ropes have been frequently observed near the magnetopause and in the plasma sheet. In the induced magnetospheres of Venus and Mars, flux ropes have been observed inside the ionospheres and the draped magnetic field. The flux ropes near the magnetopause are known as the flux transfer events (FTEs), which were first observed on Earth's dayside magnetopause [*Haerendel et al.*, 1978; *Russell & Elphic*, 1978], and then in the magnetospheres of Jupiter, Mercury, and Saturn (See Table 2 for more information). The FTEs are generated during the magnetic reconnection between the IMF and the magnetospheric magnetic field. Inside the FTEs, magnetic field lines have one end connecting to the solar wind and the other to the planetary magnetic fields (as illustrated in Figure 8). In the measurements of spacecraft, the FTEs have bipolar signatures in the magnetic field component that is normal to the magnetopause surface, and enhancements in the magnetic field intensity in the center.

The FTEs play essential roles in the planetary magnetospheres in many aspects. Here we discuss three important processes. First, the FTE is evidence of the occurrence of magnetic reconnection under most of the circumstances since they are believed to be generated by multiple reconnection X-lines. The direct measurements of the reconnection diffusion region require extremely high time resolution measurements of the fields and particles. For example, the NASA

Magnetospheric Multiscale (MMS) mission [Burch *et al.*, 2016] is designed to study magnetic reconnection about the Earth's magnetosphere. However, most of the missions, especially the planetary missions designing for other planets than the Earth, cannot provide such high time resolution measurements. Since FTEs are consequences of magnetic reconnection, the study of the FTEs can reveal the occurrence and property of magnetic reconnection. However, the occurrence of magnetic reconnection does not necessarily generate FTEs, which need to keep in mind when applying FTEs to reveal the occurrence of magnetic reconnection.

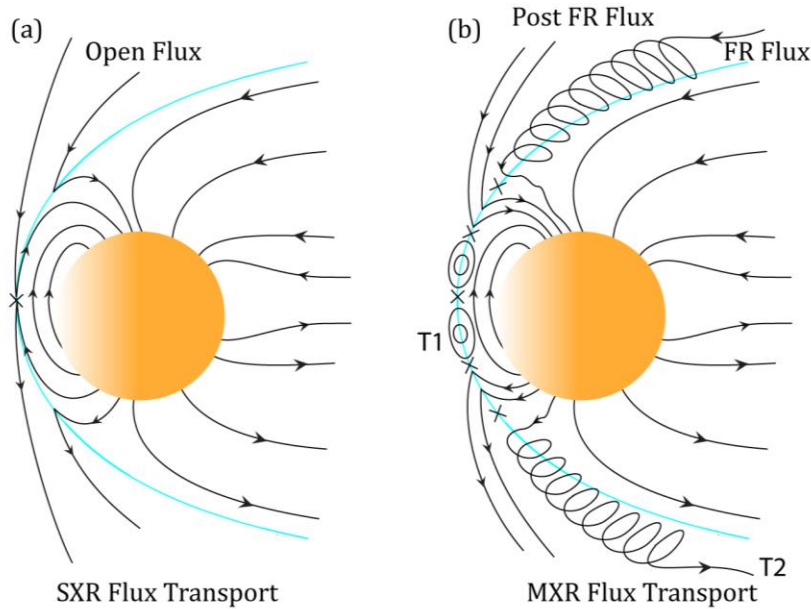


Figure 9. Schematic illustration of magnetic flux transport from (a) single X-line reconnection (SXR) model [Dungey, 1961] and from (b) multiple X-line reconnection (MXR) model [Lee & Fu, 1985]. This figure is adapted from Sun *et al.* [2020b].

Second, the FTEs can transport magnetic flux from the dayside magnetosphere into the nightside and contribute to the flux circulation of the Dungey cycle in planetary magnetospheres (Section 1.3 introduced the Dungey cycle). Many studies have been investigating the amount of magnetic flux transported by FTEs in the Dungey cycle. As illustrated in Figure 9, there are two flux transport models in the planetary magnetospheres. One is Dungey's initial single X-line reconnection (SXR) model (Figure 9a), the other is the multiple X-lines reconnection model (MXR) (Figure 9b). In the SXR, magnetic flux is transported by a single X-line reconnection, which continuously reconnects the magnetic field lines near the subsolar point [Dungey, 1961]. While in the MXR, magnetic flux can be transported by the FTEs, which is generated by the multiple X-lines. In the magnetospheres of Earth, Jupiter and Saturn, the FTEs can transport only a small amount of the magnetic flux ($< 5\%$) for the flux circulation of the Dungey cycle (see

Table 2. Flux transfer events (FTEs) and their contributions to planetary magnetospheres

Planet	Repetition	Flux Content	Polar Cap Open Flux	Percentage per FTE	Cross-Magnetospheric Potential Drop	Contribution per FTE
Mercury	~ 10 s ^a	~ 0.02 to 0.4 MWb ^b	~ 2.6 MWb ^c	~ 1% to 3%	~ 20 kV ^d	~ 6 to 8 kV (~ 40%)
Earth	~ 5 minutes ^e	~ 0.4 to 4 MWb ^f	~ 600 MWb ^g	~ 0.1% to 1%	~ 80 to 100 kV ^h	~ 1 to 10 kV (~ 1%)
Saturn	~ 5 minutes ⁱ	~ 0.1 to 0.8 MWb ^j	~ 10 to 50 GWb ^k	~ 10 ⁻³ to 10 ⁻⁴	~ 50 to 200 kV ^l	~ 2 to 9 kV (~ 1%)
Jupiter	~ 10 minutes ^m	~ 0.3 MWb ⁿ	~ 300 to 500 GWb ^o	~ 10 ⁻⁶	~ 100 to 500 kV ^p	~ 1 kV (<1%)

a. Russell and Walker [1985]; Slavin et al. [2010b]; Slavin et al. [2012b]; Slavin et al. [2014]; Slavin et al. [2019]; Sun et al. [2020b]

b. Slavin et al. [2010b]; Imber et al. [2014]; Slavin et al. [2019]; Sun et al. [2020b]

c. Slavin et al. [2009]; Slavin et al. [2010a]; Imber and Slavin [2017]

d. Slavin et al. [2009]; DiBraccio et al. [2015a]; Jasinski et al. [2017]; [Dewey et al., 2018]

e. Rijnbeek et al. [1984]; Lockwood et al. [1995]

f. Rijnbeek et al. [1984]; Hasegawa et al. [2006]; Zhang et al. [2008]; Fear et al. [2017]

g. Milan et al. [2004]

h. Wygant et al. [1983]; Boyle et al. [1997]

i and j. Jasinski et al. [2016]

k. Jackman et al. [2004]; Badman et al. [2014]

l. Jackman and Arridge [2011]; Masters [2015]

m and n. Walker and Russell [1985]

o. Nichols et al. [2006]; Badman and Cowley [2007]

p. Nichols et al. [2006]; Jackman and Arridge [2011]

Table 2 for detail information). This might indicate that multiple X-line reconnections occur infrequently in these planetary magnetospheres.

Third, FTEs can exchange particles between the solar wind and the planetary magnetospheres. The solar wind particles can transport along with the open magnetic field lines inside the FTEs and enter into the magnetosphere, and the magnetospheric particles can leak into the magnetosheath along with the same flux tubes. Because the solar wind particles can influence the polar-cap regions, the precipitation of the solar wind particles attracts much attention. For example, the footprint of FTEs has been identified in the Earth's ionosphere and the FTEs seems can enhance the local convection [van Eyken *et al.*, 1984; Goertz *et al.*, 1985; Provan *et al.*, 1998]. The precipitation rates of solar wind particles depend on the solar wind particle flux and the loss cones of the injected solar wind particles. As shown in Figures 2 and 3, the solar wind particle flux is the highest at Mercury among the planets in the solar system. The loss cones rely on the magnetic field intensities of the planets. Poh *et al.* [2018] have demonstrated that the loss cone of the particles is the largest in Mercury's magnetosphere ($\sim 20^\circ$ to 30° or even larger) [Korth *et al.*, 2014a; Winslow *et al.*, 2014] compared to other planetary magnetospheres ($<$ a few degrees or smaller). Therefore, the study of how the solar wind particles influence Mercury's magnetosphere and exosphere could be a meaningful topic. It needs to note that the magnetic field topologies inside FTEs have been shown to be more complex than what has been discussed here. Some studies in Earth's magnetosphere have shown that both ends of the magnetic field lines could be closed to the planets or connected to the solar wind [Fu *et al.*, 1990; Pu *et al.*, 2013].

The remaining sections of this chapter discuss the recent progress about the three questions. However, despite the three processes, there are several other important questions related to the FTEs. For example, how the FTEs were formed? Are they formed by the simultaneous X-line reconnections [Lee & Fu, 1985] or the sequential X-line reconnections [Raeder, 2006]? How do the FTEs evolve? Can the FTEs energize particles, etc? Section 2.6 briefly discusses a few of these questions.

2.2. Cases of Flux Transfer Event Shower at Mercury

The FTEs last approximately one minute and are separated by tens of minutes in the magnetospheres of Earth [Lockwood *et al.*, 1995], Jupiter [Walker & Russell, 1985], and Saturn [Jasinski *et al.*, 2016]. Meanwhile, the formation of FTEs normally requires the magnetic field lines on the two sides of the dayside magnetopause to be nearly anti-parallel, i.e., the magnetic shear angle is approximately 180° , in these planetary magnetospheres [e.g., Kuo *et al.*, 1995]. However, in Mercury's magnetosphere, FTEs only last around one second and are separated by a few seconds [see, Figure 10 and Russell & Walker, 1985; Slavin *et al.*, 2009]. In particular, FTEs

often appear in large numbers (10s) in a few minutes, which is known as the FTE shower [Slavin *et al.*, 2012b]. Although the occurrence of FTEs is higher as the magnetic shear angle across the dayside magnetopause becomes larger [Leyser *et al.*, 2017], FTE showers were observed under the northward IMF on Mercury's dayside magnetopause [Figure 10; Slavin *et al.*, 2014; Sun *et al.*, 2020b].

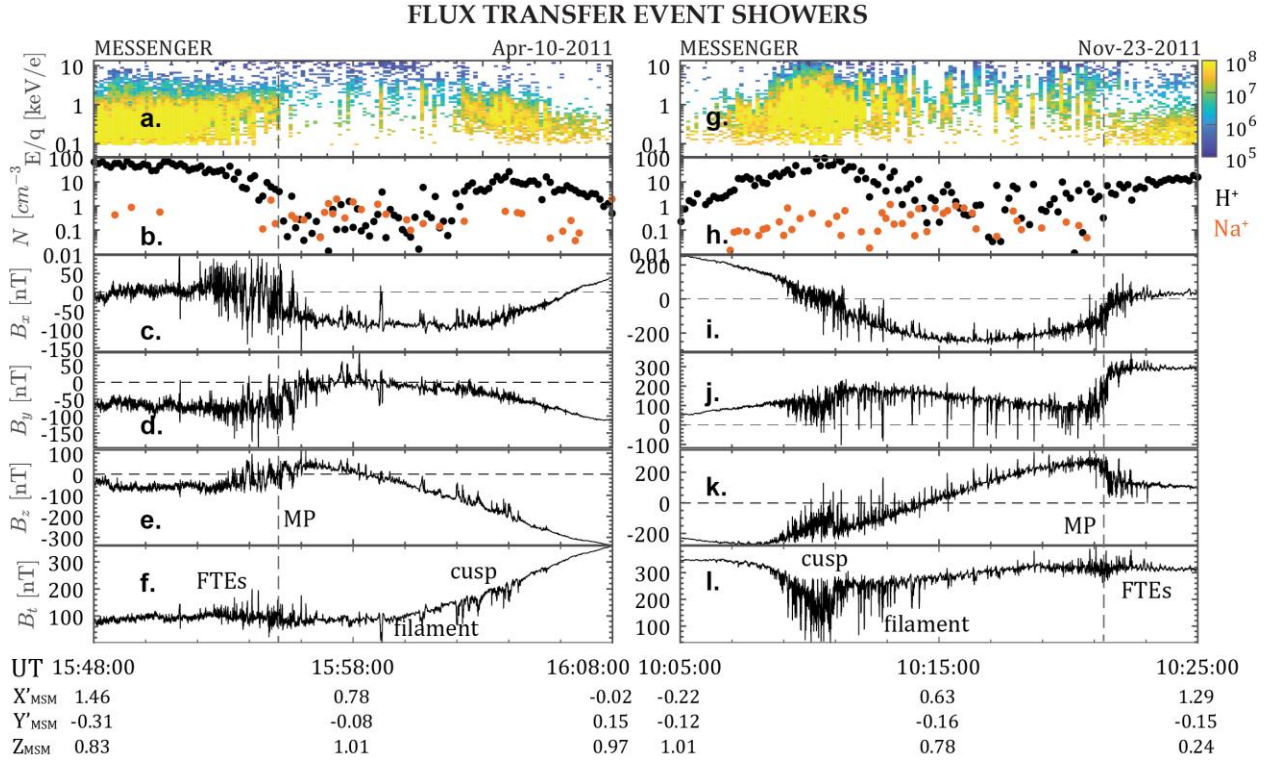


Figure 10. Flux transfer event showers under southward IMF (left panel, 10 April, 2011) and northward IMF (right panel, 23 November, 2011, adapted from Slavin *et al.* [2014]). (a) and (g), proton differential particle flux, unit is $(\text{cm}^2 \text{ s sr keV/e})^{-1}$; (b) and (h), the observed densities [Raines *et al.*, 2011; Raines *et al.*, 2013] of proton (H^+ , black dots) and sodium ions (Na^+ , gold dots); (c) and (i), magnetic field x-component, B_x ; (d) and (j) B_y ; (e) and (k) B_z ; (f) and (l) magnetic field intensity, B_t .

Figure 10a shows an FTE shower that was observed during the southward IMF with a magnetic shear angle of $\sim 110^\circ$. The magnetosheath plasma β adjacent to the dayside magnetopause was estimated to be ~ 0.05 . In the calculation of plasma β , the magnetosheath plasma pressure is obtained through the assumption that pressure is balanced on the dayside magnetopause and the thermal pressure is negligible compared to the magnetic pressure in the dayside magnetosphere. Figure 10b shows an FTE shower that occurred during the northward IMF under the period of a CME. This event has been analyzed by Slavin *et al.* [2014]. This FTE shower corresponded to a magnetic shear angle of $\sim 60^\circ$ and magnetosheath plasma β of ~ 0.06 [Slavin *et al.*, 2014]. It can

be seen that the magnetosheath plasma β was small in both FTE showers, which implies that the magnetic reconnection is nearly symmetric on Mercury's dayside magnetopause and the magnetosheath plasma β could play an important role in the occurrence of FTE showers.

2.3. Dayside Magnetopause Reconnection

The investigation of the occurrence of FTEs on the magnetopause could reveal the properties of magnetic reconnection because of their close relationship that the FTE is an outcome of magnetic reconnection. There were many observations from Mariner 10 and MESSENGER on Mercury's dayside magnetosphere, for instance [Russell & Walker, 1985; Slavin *et al.*, 2009; 2010b; Imber *et al.*, 2014]. Most of the observations were made during the southward IMF with only a few was during the northward IMF, for example, Slavin *et al.* [2014]. Leyser *et al.* [2017] have done a statistical study of the FTEs on Mercury's dayside magnetopause. They have shown that the FTEs are prevalent during the southward IMF, which corresponds to the magnetic shear angle larger than 90° . Leyser *et al.* [2017] have also shown that the FTEs are observed preferentially on the pre-noon sector of the dayside magnetopause, which was supposed to be due to the bias dawnward component ($-B_y$) of the Parker spiral.

Sun *et al.* [2020b] have surveyed the entire MESSENGER database from 11 March 2011 to 30 April 2015, which have identified a total number of 3748 dayside magnetopause crossings. They have employed an established automatic flux rope detection technique [Smith *et al.*, 2017a; 2017b] to identify flux ropes about the dayside magnetopause crossings. They require flux ropes to contain bipolar deflections in the magnetic field component normal to the magnetopause, which are coincident with enhancements in either of the other two field components and the magnetic field intensity. The bipolar magnetic fields should correspond to magnetic field rotations, and the enhancement in magnetic field intensity to the core field. Detail descriptions can be found in Sun *et al.* [2020b]. In that study, they have investigated the properties of FTE showers, which are defined as the magnetopause crossings accompanied by at least 10 flux ropes.

The occurrence of the FTE showers on Mercury's dayside magnetopause crossings is shown as functions of the magnetic shear angle and the magnetosheath plasma β in Figure 11. The FTE showers can be observed with magnetic shear angles from 0° to 180° , and magnetosheath plasma β from 0.1 to 10. The occurrences of the FTE showers increase with increasing magnetic shear angles (Figures 11a, 11b, and 11c). The occurrences of the FTE showers increase with decreasing plasma β (Figures 11a, 11d, and 11e), and the highest occurrence of the FTE showers corresponds to a value of $\geq 85\%$, which is located in the region with a magnetic shear angle larger than 150° and the plasma β smaller than 0.5. It needs to note that the occurrences are

larger than 50% even for a small magnetic shear angle of $\sim 70^\circ$. The magnetic shear angle dependency of the occurrence of FTEs in Mercury's magnetosphere is similar to other planetary magnetospheres. However, the occurrence of the FTEs also displays clear plasma β dependency at Mercury.

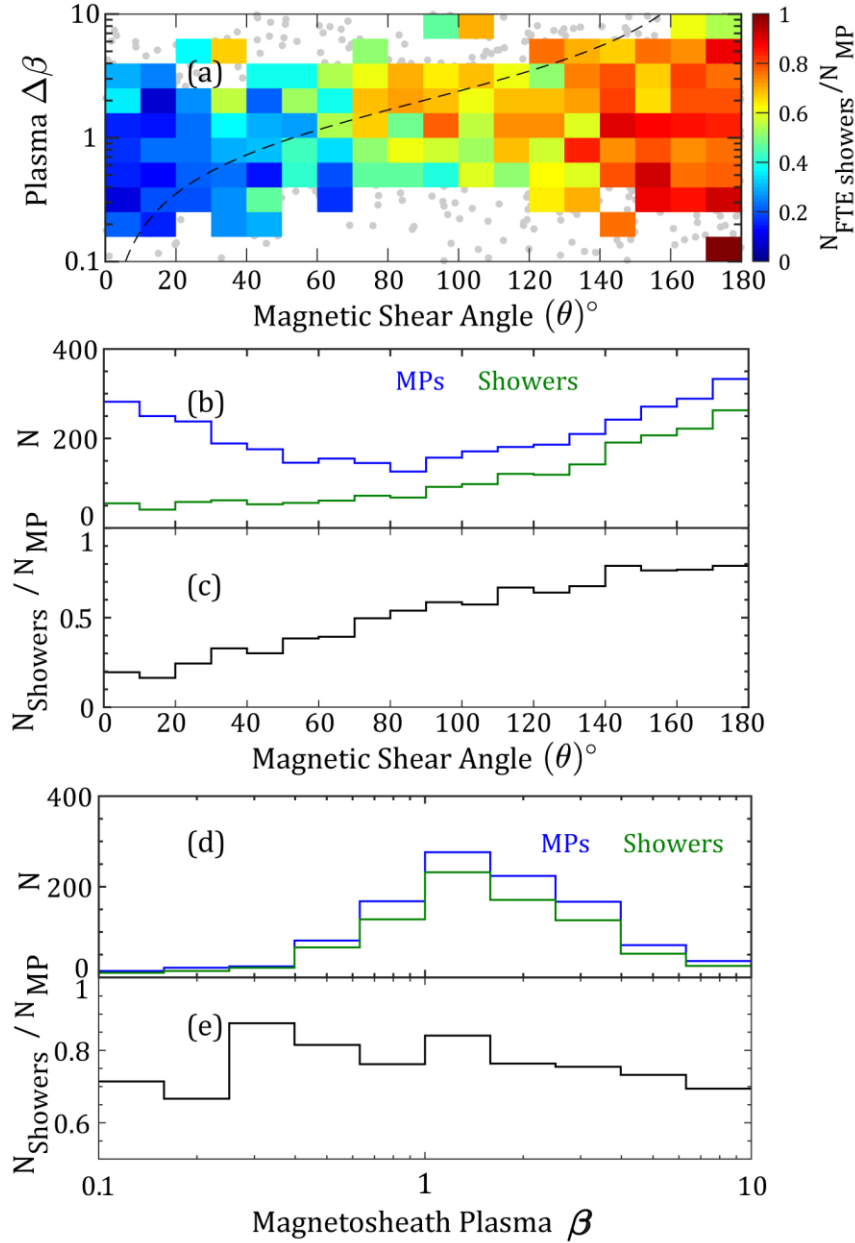


Figure 11. The occurrence of FTE showers in Mercury's dayside magnetopause crossings as functions of magnetic shear angle across the magnetopause (θ) and magnetosheath plasma β . (a) the fraction of dayside magnetopause crossings that contain FTE showers as a function of both θ and plasma β . The dashed curve in (a) represents a theoretical relation of θ and plasma β [Swisdak et al., 2010], above which reconnection is expected to be suppressed, and below which reconnection is expected to be

avored. (b-c) Marginal distributions of the (b) number of magnetopause crossings (blue), (b) FTE showers (green), and (c) occurrence of FTE on θ . (d-e) Marginal distributions of the (d) number of magnetopause crossings (blue), (d) FTE showers (green), and (e) occurrence of FTE on plasma β . This figure is adapted from Sun et al. [2020b].

The curve line in Figure 11a indicates a theoretical relation of magnetic reconnection between the magnetic shear angle and the plasma β difference on the two sides of the reconnecting current sheet [Swisdak et al., 2010],

$$\Delta\beta = 2 \frac{L_{cs}}{\lambda_i} \tan\left(\frac{\theta}{2}\right), \quad (6)$$

where L_{cs} is thickness of current sheet and λ_i is the ion inertial length. The curve corresponds to $L_{cs}/\lambda_i = 1$. The theory predicts that the region below the curve favors magnetic reconnection, and the region above the curve suppresses magnetic reconnection. The occurrence of the FTE showers in Figure 11a does show higher values below the curve than above the curve on the region of large magnetic shear angle ($>110^\circ$). However, the occurrence below the curve on the region of small magnetic shear angle region ($<60^\circ$) is not clearly higher than the value above the curve.

The intensity of the IMF is the largest (Figure 2d) and the solar wind plasma β (Figure 3c) is the lowest near Mercury's orbit compared to other planets in the solar system. As a result, the IMF can be easily draped ahead of the dayside magnetopause and forms a plasma depletion layer (PDL) [see, Gershman et al., 2013]. The PDL corresponds to low plasma β (<0.1) and, therefore, causes the occurrence of magnetic reconnection on the dayside magnetopause to be less dependent on the magnetic shear angle. Furthermore, the PDL can contain a higher Alfvén speed, and the dayside magnetopause reconnection would correspond to a higher reconnection rate. The results from a global magnetohydrodynamics (MHD) simulation have indicated that the solar wind M_A can influence the occurrence rates of the FTEs, i.e., the higher the M_A the less the occurrence rates of the FTEs [Chen et al., 2019a], which is consistent with the observations in some sense.

2.4. Transport of Flux from Dayside to Nightside

The axial magnetic flux of a single FTE-type flux rope on Mercury's dayside magnetopause ranges from 0.02 MWb to 0.05 MWb [Slavin et al., 2010b; Sun et al., 2020b]. The loaded magnetic flux in the lobe has an upper limit value of 1.07 MWb in Mercury's loading-unloading events (0.69 ± 0.38 MWb) [Imber & Slavin, 2017]. In order to estimate the amount of magnetic

flux transported by flux ropes, i.e., the MXR, during Mercury's Dungey cycle, we have estimated the number of FTEs during the loading interval ($T_{\text{loading}} / T_{\text{spacing}}$), and then multiply the mean magnetic flux of FTEs

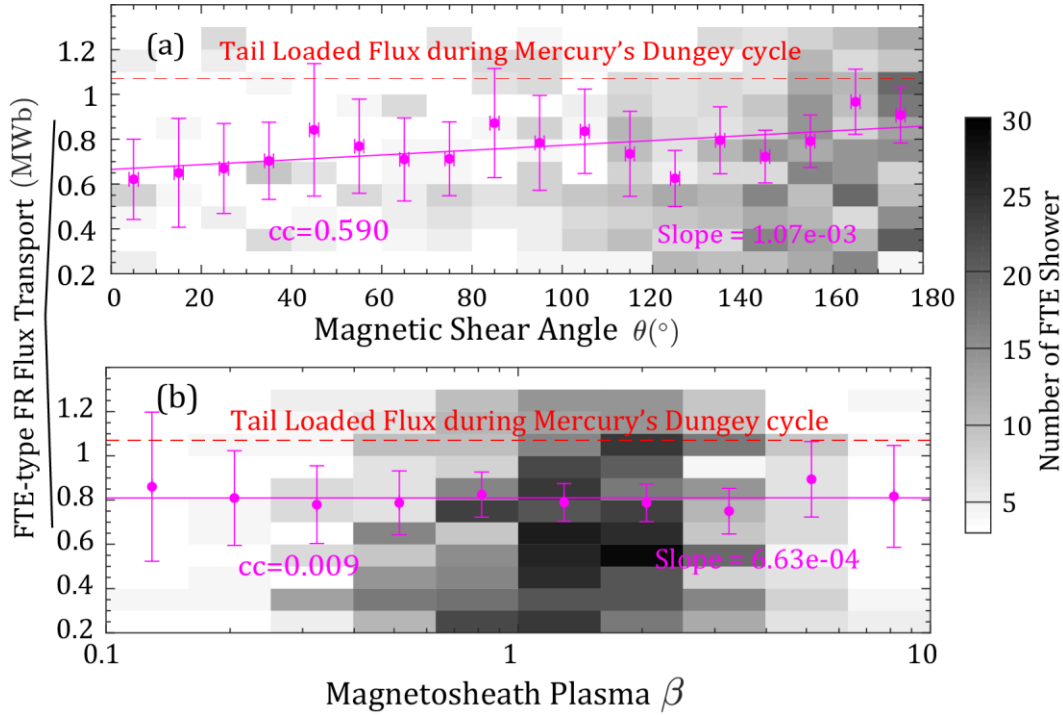


Figure 12. The amount of magnetic flux transported by FTE-type flux ropes during a nominal loading phase of Mercury's substorms as functions of (a) magnetic shear angle and (b) magnetosheath plasma β . This figure is adapted from Sun et al. [2020b].

$$\Phi_{\text{Flux}} = \Phi_{\text{FTE}} T_{\text{loading}} / T_{\text{spacing}} \quad (7)$$

. The T_{loading} is 115 s, which is the average period of the loading phase obtained by Imber and Slavin [2017]. Figure 12 shows the results of the accumulated magnetic flux by the FTEs as functions of the magnetic shear angle and magnetosheath plasma β . The horizontal dashed line represents the loaded magnetic flux in the lobe (1.07 MWb) in Mercury's loading-unloading events [Imber & Slavin, 2017]. The FTEs transported magnetic flux is higher with increasing magnetic shear angle (0.65 MWb to 0.9 MWb) and does not depend on magnetosheath plasma β (0.8 MWb). The FTEs can transport 60% to 85% of the magnetic flux that is required by the flux loading-unloading of Mercury's Dungey cycle. Therefore, the results from Figure 12 strongly suggest that the MXR is the primary magnetic reconnection process in Mercury's dayside magnetopause during the FTE shower periods, which is significantly different from the reconnection model in the magnetospheres of Earth, Jupiter and Saturn (See Table 2 for detail).

It needs to note that *Fear et al.* [2019] argue that the post-flux rope flux (see Figure 9) can be several times the flux content inside the flux rope in some cases. Although *Fear et al.* [2019] reach the conclusion that FTE-type flux rope related magnetic flux contribute most of the flux transport, it is the SXR transport majority of the magnetic flux in their study.

2.5. Transport Particles into Magnetosphere

As introduced in section 2.1, magnetic field lines inside the FTEs have one end connecting to the solar wind the other to the planetary magnetosphere. The solar wind particles would travel along the open magnetic field lines and enter into the magnetosphere. On the other hand, the magnetospheric particles can also transport into the magnetosheath along these open field lines. The footprints of the FTEs have been identified and investigated in the Earth's ionosphere, which is associated with ionospheric flows and is driven by the enhanced solar wind precipitations [e.g., *Lockwood et al.*, 1990; *Fear et al.*, 2007].

The investigation of the FTEs related particle transport is important on Mercury's magnetosphere. First, the FTE is an important magnetic structures on Mercury's dayside magnetopause as discussed in Section 2.4. Second, the FTEs appear in extremely high frequency and are only separated by a few seconds. Third, the loss cone of injected solar wind particles is much higher at Mercury than at Earth, Jupiter, and Saturn. Four but not last, Mercury does not have an intense atmosphere, the solar wind particles with the loss cone would precipitate into the surface underneath Mercury's cusp and cause sputtering. Since the sputtering is an effective way to eject particles out of the planet's surface, it could influence the exospheric dynamics at Mercury in a short time interval (~ 10s minutes).

In Figure 10b, *Slavin et al.* [2014] reported the cusp plasma filaments at Mercury, which are the discrete magnetic field decreases, last a few seconds and contain magnetosheath particles. These magnetic decreases were termed cusp plasma filaments since they are appeared near or in the cusp region. *Poh et al.* [2016] have investigated the cusp plasma filaments in a larger dataset. They found that the cusp plasma filaments have scales larger than the background protons, and the filaments contain plasmas that are in similar properties as the magnetosheath plasma. They even identified several flux ropes among those plasma filaments. As shown in Figure 13, *Poh et al.* [2016] have estimated the precipitation rate on the surface beneath the cusp from the cusp filaments, which is $\sim 2.7 \times 10^{25} \text{ s}^{-1}$, which is around an order of magnitude larger than the average precipitation rates obtained through the average over the entire cusp region [*Winslow et al.*, 2012; 2013].

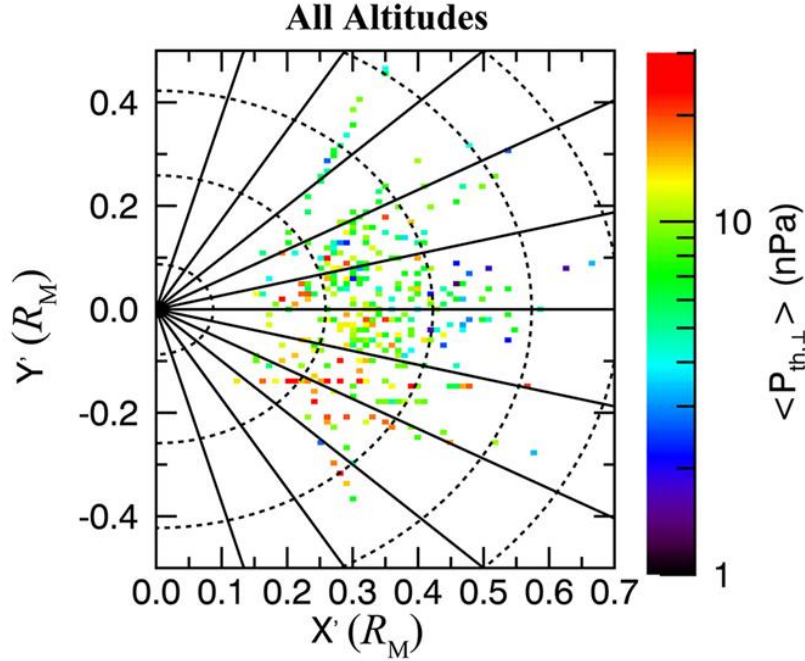


Figure 13. The spatial distribution of the perpendicular thermal pressure inside cusp plasma filaments. The perpendicular thermal pressure is derived from the magnetic depression inside the filaments, which are assumed to be pressure balance with the surrounding magnetic field. This figure is adapted from Poh *et al.* [2016].

The investigation of Poh *et al.* [2016] implies that the cusp plasma filaments map to the FTEs at the magnetopause. The high precipitation rate associated with the cusp filaments has important implications for surface sputtering and space weathering at Mercury.

2.6. Open Questions Regarding FTE showers

The reviewed works in this chapter are only the start of the studies of FTE showers in Mercury's magnetosphere. This phenomenon desires further investigations, including the formation, the influence on Mercury's exosphere and magnetosphere, etc. This partly is limited by the spacecraft measurements. In this section, we discuss several open questions of the FTE showers in Mercury's magnetosphere. The first question is related to the FTE showers on nightside high latitude magnetopause.

The first FTE shower is reported by Slavin *et al.* [2012b] on the nightside high latitude magnetopause during a northward IMF (Figure 14). However, the FTE showers on the nightside high latitude magnetopause have not been well investigated by far. Slavin *et al.* [2012b] have shown that the large number of FTEs in their case is likely formed during the high latitude

magnetopause reconnection that is tailward of Mercury's southern cusp (also called the cusp reconnection). The origin for the shower was confirmed with the Cooling model [Cooling *et al.*, 2001]. However, whether the FTE shower formed on the dayside magnetopause can be transported to the nightside high latitude magnetopause is still unknown.

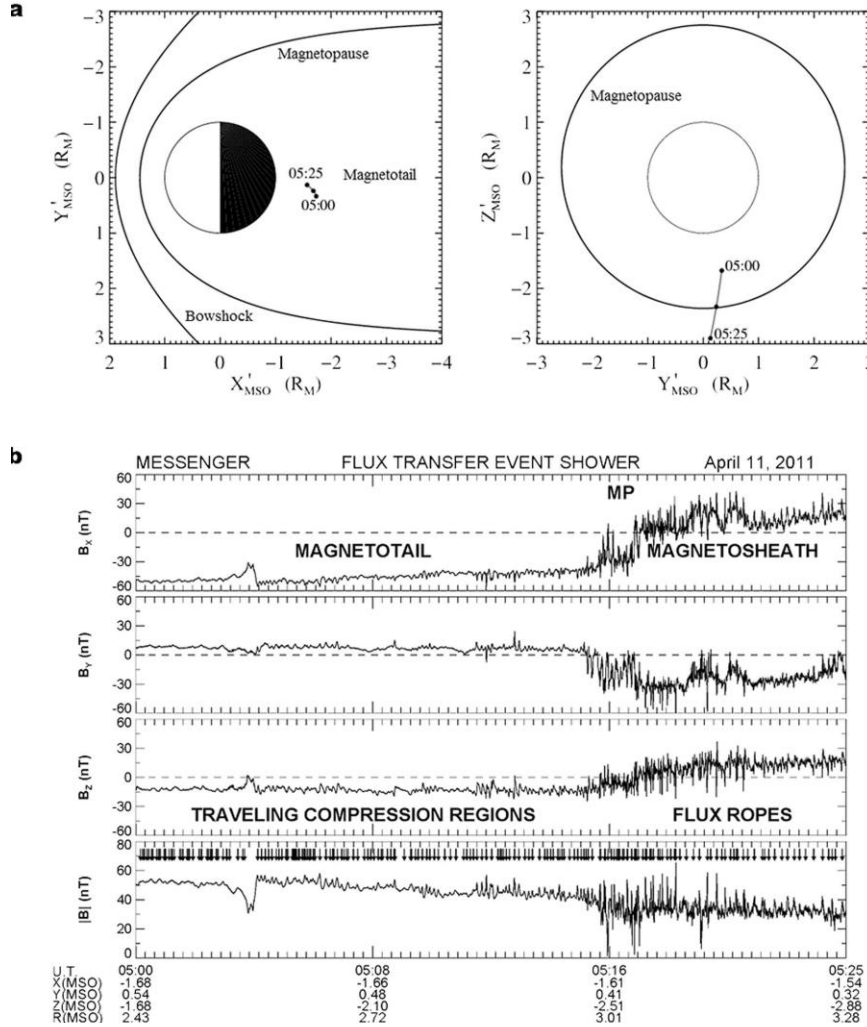


Figure 14. An FTE shower on Mercury's nightside high-latitude magnetopause. (a), the location of MESSENGER in the X'_{MSM} - Y'_{MSM} and Y'_{MSM} - Z'_{MSM} planes, respectively. (b), the magnetic field measurements of the FTE shower. This figure is adapted from Slavin *et al.* [2012b].

On the other hand, these high latitude FTEs containing open field lines are expected to transfer magnetosheath plasma into the high latitude magnetotail. This transported magnetosheath plasma can form the plasma mantle, which would drift towards the magnetic equatorial plane driven by the cross-tail electric field and eventually supply the plasma sheet. Moreover, the injected magnetosheath plasma can directly precipitate into the polar region. In the Earth's study, the

high-latitude magnetopause reconnection can continuously occur for many hours, which injects and accelerates solar wind particles into the magnetosphere and creates the proton auroral spot [Frey *et al.*, 2003]. In the case of Mercury, the injected and accelerated solar wind particles can directly precipitate into the planet's surface and cause sputtering. Whether this process can be an important source for the neutral sputtering near Mercury's polar region is another interesting topic to be investigated.

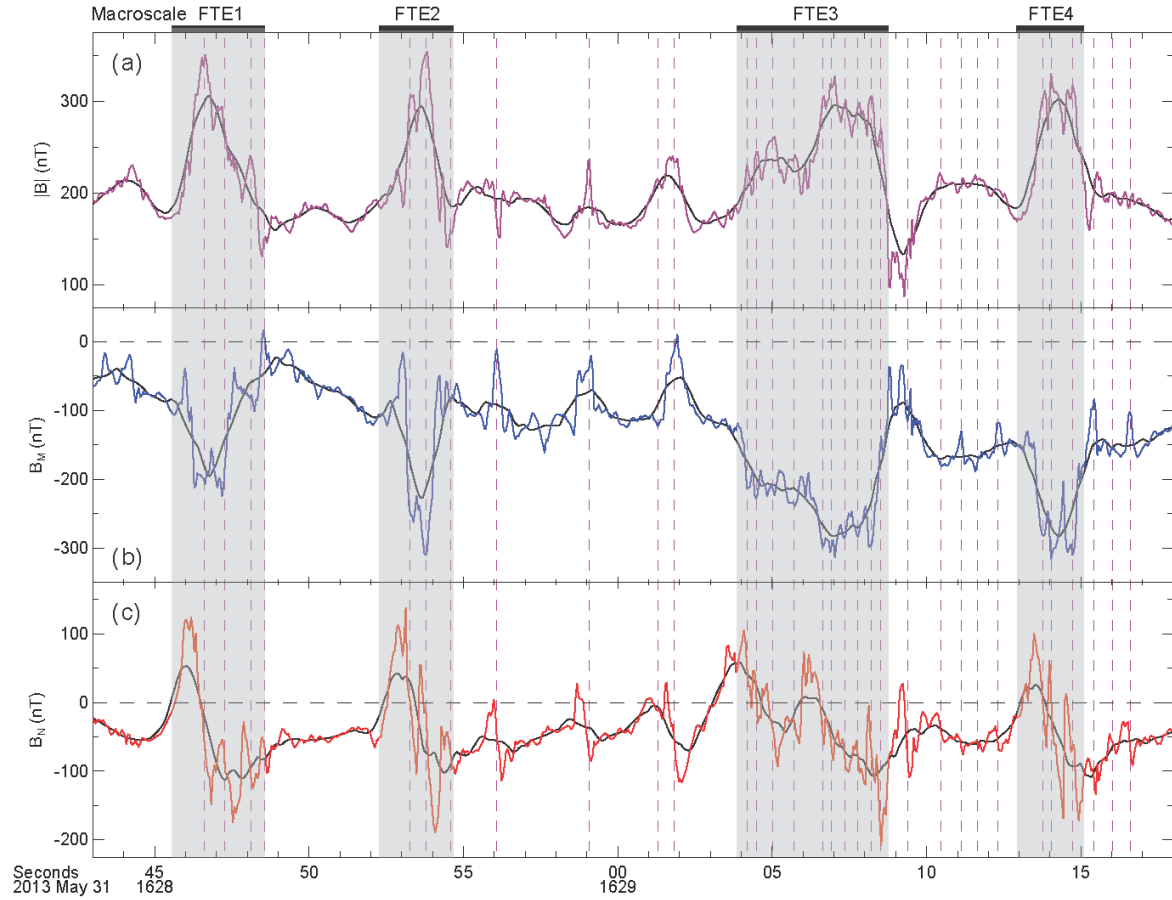


Figure 15. A coalescence event of the FTEs in local magnetopause coordinates. (a), the magnetic field intensity, B_i ; (b) the duskward component, B_M , (c) the normal component, B_N . This figure is adapted from Zhong *et al.* [2020b].

The second open question is the coalescence event of FTEs. In the study on Earth's magnetopause, it suggests that the FTEs start to be in small-scale (electron-scale or ion-scale), which are generated by multiple X-lines in the magnetopause current layer [e.g., Lee & Fu, 1985; Daughton *et al.*, 2006]. As the FTEs traveling along with the magnetopause driven by magnetosheath flow or reconnection outflows, they would growth in scale. Several processes are proposed for this growth. For examples, the multiple X-lines continuously occur as the FTEs

travel along the magnetopause [*Paschmann et al.*, 1982; *Akhavan-Tafti et al.*, 2020]; in a chain of FTEs, neighboring FTEs are forced to merge into a larger FTEs, which is called coalescence [*Biskamp & Welter*, 1980; *Dorelli & Bhattacharjee*, 2009; *Fermo et al.*, 2011; *Hoilijoki et al.*, 2017].

The FTE shower at Mercury contains extremely frequent flux ropes separated by only a few seconds, which makes Mercury's magnetopause an ideal laboratory to investigate the merging of flux ropes. Figure 15 shows the examples of coalescence on Mercury's magnetopause [see also, *Zhong et al.*, 2020b]. In the coalescence, multiple flux ropes merge into a larger flux rope. In Figure 15, several large-scale FTEs contain at least three small-scale flux ropes, which are likely merging together. The secondary reconnection would occur between neighboring flux ropes, which corresponds to a complicated scenario and might require three-dimensional analysis. However, the consequence is that particles would be energized accompanying with the formation of a larger scale flux rope.

The third but not last open question is on the formation mechanism of flux ropes on Mercury's dayside magnetopause. *Lee and Fu* [1985] proposed the simultaneous X-line reconnection, in which two X-lines occur simultaneously and the magnetic flux rope formed in between. *Raeder* [2006] proposed the scenario of sequential X-line reconnections. In this model, one X-line occurs and convects to high latitude due to the magnetosheath shear flow, and another X-line occurs in the same place afterward resulting in a flux rope between the two sequential X-lines. In the later model, the non-zero dipole tilt is crucial since it requires that the stagnation point of the magnetosheath flow does not overlap with the reconnection X-line, i.e., the largest magnetic shear angle between the IMF and the planetary magnetic field. The studies in Earth's magnetosphere have shown that the sequential X-line seems could generate flux ropes near the dayside magnetopause [*Hasegawa et al.*, 2010; *Zhong et al.*, 2013]. However, the dipole almost aligns with the rotation axis at Mercury. Therefore the sequential X-line reconnections would expect to be limited in Mercury's magnetosphere.

Moreover, if we applied the theory of tearing instability on Mercury's dayside magnetopause. The tearing instability grows fast, and can form a chain of secondary islands, which are the ion-scale or electron-scale flux ropes. *Loureiro et al.* [2007] has shown that the wavenumber scales as $S^{3/8}$, where S is the Lundquist number. Here we make a simple estimation: the Lundquist number S is approximately $\sim (L/d_i)^2$, in which L is the extent of the thin current sheet, d_i is the ion inertial length. On Mercury's dayside magnetopause, we assume $L \sim 1 R_M$, ion density $\sim 50 \text{ cm}^{-3}$. The Lundquist number $S \sim 4 \times 10^3$, and if the tearing instability occurred, the wavelength of the secondary island generated by the tearing instability is $2\pi L / S^{3/8}$, which corresponds to a length of $\sim 600 \text{ km}$. The scale of flux ropes on Mercury's dayside magnetopause is ~ 500 to 1000 km , which is on a similar scale of the wavelength derived from the tearing instability. This consistency could imply that tearing instability can indeed occur on Mercury's dayside magnetopause, which indicates that the simultaneous X-line reconnection can account for the

formation of the large-number and high-frequent FTEs during the FTE shower intervals. However, this certainly deserves a more detailed analysis.

3. Magnetosphere under Solar Extreme Events

3.1. Core Induction and Reconnection Erosion

In chapter 1, we introduced the large metallic core of Mercury, which is highly conducting and can react to the variations in planetary magnetic fields that are caused either by the motion of magnetospheric boundaries or the changes of the large-scale current systems [e.g., *Glassmeier et al.*, 2007; *Heyner et al.*, 2016]. For example, when the solar wind dynamic pressure increases, the Chapman-Ferraro current system on the magnetopause would be enhanced and the magnetopause would move closer to the surface in response to the outward pressure enhancement. However, the conducting core would respond to the changes in the magnetic field, i.e., the perturbed magnetic field associated with the enhanced current system, and resist the inward motion of the dayside magnetopause. As a result, the electric currents appear at the top of the conducting core, which would produce the magnetic field in the same sense of the dipole magnetic field and resist the inward motion of the dayside magnetopause [*Slavin et al.*, 2014; 2019]; [*Jia et al.*, 2015; 2019]. The induced fields can be significant sometimes compared to the intrinsic magnetic fields and have significant effects on the global magnetospheric configurations [e.g., *Hood & Schubert*, 1979; *Suess & Goldstein*, 1979; *Glassmeier et al.*, 2007; *Jia et al.*, 2019; *Slavin et al.*, 2019]. The induced fields during the period of solar extreme events can prevent the motion of the dayside magnetic field into the nightside or underneath the surface of the planet.

However, there is another process occurring on the dayside magnetopause playing the opposite role as the induction of the core, which is magnetic reconnection, also called the reconnection erosion [e.g., *Slavin & Holzer*, 1979]. The reconnection erosion results in the transfer of magnetic flux from the dayside magnetosphere into the nightside magnetotail. As a consequence, reconnection erosion can erode the dayside closed magnetic flux and the dayside magnetopause moves inward.

The induced magnetic field can be investigated through several approaches. One approach is to investigate the long-term variation [*Zhong et al.*, 2015b; *Johnson et al.*, 2016]. It is because of the eccentric orbit of Mercury, the solar wind dynamic pressure varies significantly in a timescale of Mercury year (~ 88 Earth days). The variations of the dipole moment due to the induction are estimated to be $\sim 4\%$ of the planet's dipole [*Johnson et al.*, 2016]. However, the reconnection erosion likely is an important factor in controlling the standoff distance of

Mercury's dayside magnetopause, and the subsolar magnetopause can reach the sunlit planetary surface $\sim 1.5\%$ to 4% of the time [Zhong *et al.*, 2015b; Johnson *et al.*, 2016].

Another approach is to investigate the short-term variations associated with the transient events in the solar wind. The solar wind dynamic pressure transient events include several types, i.e., the interplanetary shock, the solar wind discontinuity, the CME, and the high-speed stream (HSS). The interplanetary shocks and the discontinuity associated pressure event are often small amplitude and last a few minutes, which is hard to determine the arrival time for a spacecraft like MESSENGER without a solar wind monitor. In the following, we introduce the transient events of solar extreme events, which is the CMEs and the high-speed streams (HSSs).

3.2. Dayside Magnetosphere under Solar Extreme Events

Slavin *et al.* [2014] and Jia *et al.* [2019] have investigated a group of (eight events) highly compressed magnetosphere (HCM) events. In the HCM events, the magnetic field intensity adjacent to the dayside magnetopause in the magnetosphere was greater than 300 nT, which was much larger than the ~ 100 nT average value. This implies the strong dynamic pressure in the solar wind and high compression of the magnetosphere. Figure 10 on the right-hand side shows an HCM event, which was caused by a CME on 23 November 2011, and Figures 7c and 7d shows the magnetospheric configuration obtained from a global magnetohydrodynamic (MHD) simulation including the conducting core [Jia *et al.*, 2019] for the same event. The CME brought a high dynamic pressure of ~ 50 nPa and a very low Alfvénic Mach number. In this event, the magnetic field intensity on the two sides of the dayside magnetopause was almost constant indicating a plasma depletion layer (Figure 10l). Although the magnetic shear angle across the magnetopause was only $\sim 60^\circ$, magnetic reconnection occurs at high rates with a dimensionless reconnection rate of ~ 0.16 and high-frequent FTEs. The deep cusp and abundant cusp filaments (Figure 10l) confirmed the high reconnection rate in this low magnetic shear angle event. In this event, the subsolar magnetopause was located at $\sim 1.16 R_M$ (see a point in Figure 16), which was closer to the planet than expected by the model including induction current [see, Glassmeier *et al.*, 2007]. If there was no reconnection erosion, the solar wind dynamic pressure was required to be ~ 90 nPa, almost double the 50 nPa, for the dayside magnetopause to reach such a low altitude. Slavin *et al.* [2014] pointed out that the high reconnection rate mitigate the effects of induction currents and made the standoff distance of the dayside magnetopause closer to the planet [see also, Jia *et al.*, 2019].

Figure 16 displays the distribution of the HCM events as functions of R_{ss} and solar wind dynamic pressure, which is adapted from Slavin *et al.* [2019]. Each square represents either an HCM event or a disappearing dayside magnetosphere (DDM) event with the scale of the square proportional to the reconnection rate of the dayside magnetopause. The DDM events in this figure are

discussed in the following. There are two curves in Figure 16, which represent the locations of R_{ss} of the classic Chapman-Ferraro sixth root of the solar wind dynamic pressure (on the lower) and considering the effect of induction of Mercury's interior [Glassmeier *et al.*, 2007] (on the upper). Both curves do not include the effects of reconnection erosion. In Figure 16, the HCM events with smaller reconnection rates are closer to the curve considering the induction effect (on the upper), while the HCM events with higher reconnection rates are closer to the curve without considering the induction effect (on the lower).

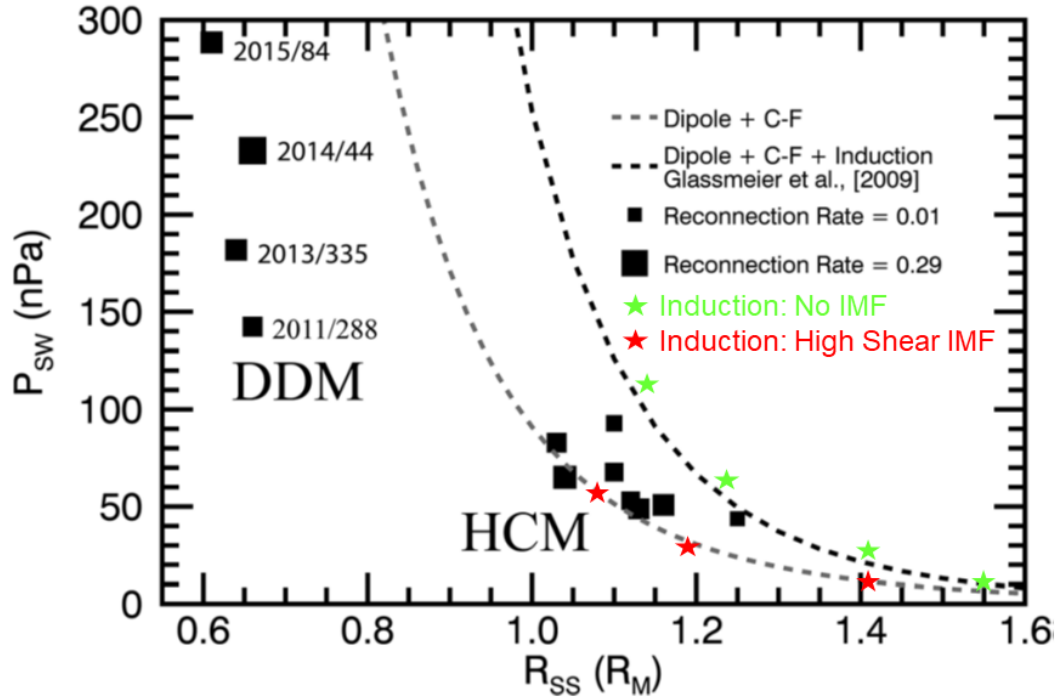


Figure 16. The distribution of eight highly compressed magnetosphere (HCM) events and four disappearing dayside magnetosphere (DDM) events as functions of the subsolar magnetopause distance (R_{ss}) and the solar wind dynamic pressure (P_{sw}). Each event is represented by a square with the size indicating the reconnection rate. The stars represent the locations of R_{ss} from simulations [Jia *et al.*, 2019]. The green stars correspond to simulations that include induction effects but no IMF, and the red stars correspond to simulations that include induction effects and high-shear IMF. The lower dashed line is the curve of Chapman-Ferraro (C-F)'s sixth root of P_{sw} with the mean subsolar distance determined by Winslow *et al.* [2013]. The upper dashed line is a theoretical model that includes the effects of induction in Mercury's interior [Glassmeier *et al.*, 2007]. This figure is adapted from Slavin *et al.* [2019] with the green and red stars from [Jia *et al.*, 2019].

Moreover, Jia *et al.* [2019] employ the global MHD model of Mercury's magnetosphere as introduced in Figure 6. The green stars in Figure 16 represent the runs that they performed include the induction effect from the core, but the IMF is set to zero without reconnection

erosion on the dayside magnetopause. The green stars follow the upper line in Figure 16, which is consistent with the theory considering the induction effect. In the runs represented by the red stars, both the induction effect and reconnection erosion effect, i.e., large magnetic shear across the dayside magnetopause, are considered. In turns, the red stars follow the lower line, which is consistent well with the MESSENGER observations corresponding to large reconnection rate.

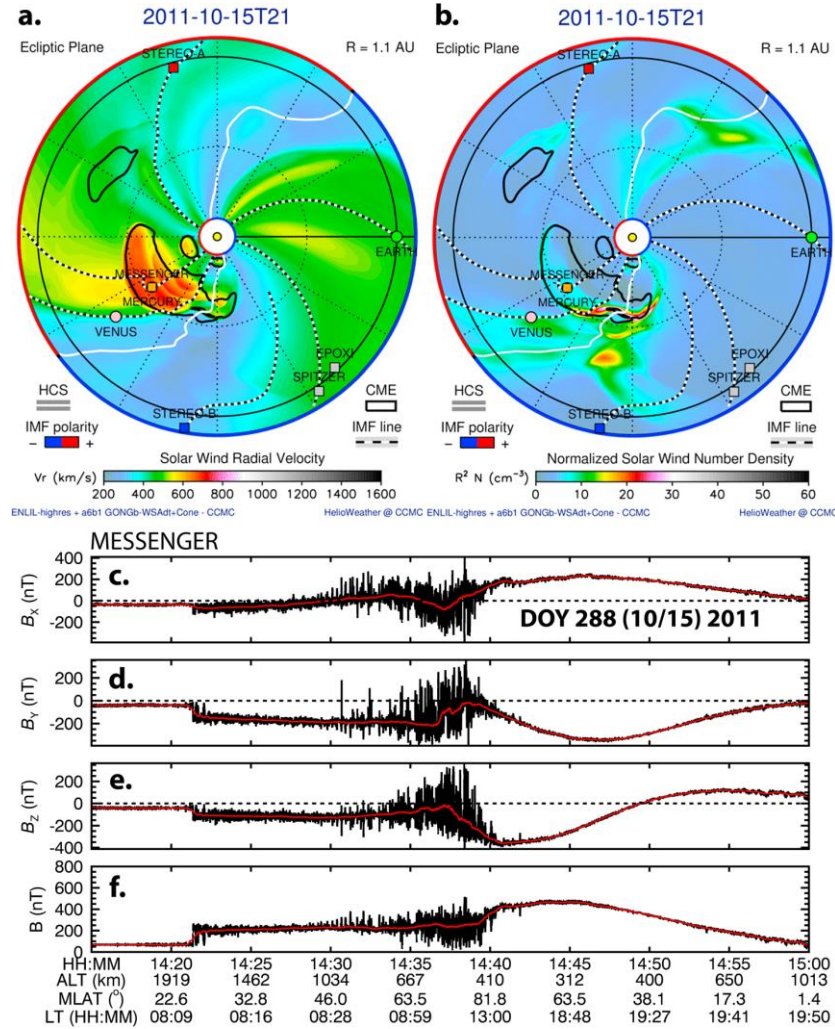


Figure 17. An example of a disappearing dayside magnetosphere (DDM) event. (a) Solar wind radial speed (V_r) and (b) the normalized solar wind number density (nr_2) as modeled from ENLIL-WSA+Cone [Tóth & Odstrčil, 1996; Odstrčil et al., 2004] from the Sun to 1.1 AU on 15 October 2011 at 21:00 UTC. The locations of Earth, Venus, and Mercury are indicated by different colored dots. Coronal mass ejections are enclosed by the solid black lines. (c) B_x , (d) B_y , (e) B_z , (f) magnetic field intensity. Black lines are magnetic field measurements at native instrument resolution (20 Hz); the red lines are smoothed magnetic field measurements. This figure is adapted from Slavin et al. [2019].

Under the solar extreme events, there is another particular event, in which MESSENGER did not encounter the dayside magnetosphere until the tailward of the northern cusp during its dayside crossing [Raines *et al.*, 2015; Zhong *et al.*, 2015a; Slavin *et al.*, 2018; 2019; Winslow *et al.*, 2020]. Slavin *et al.* [2019] termed this kind of event the disappearing dayside magnetosphere (DDM) event. Figure 17 shows one of the DDM events, which occurred on 15 October 2011. In this event, MESSENGER had the lowest altitude of ~ 300 km on the dayside. In the magnetosheath, MESSENGER constantly observed the magnetosheath proton flux, the southward IMF, and numerous FTEs. The FTEs are evidence of magnetic reconnection on the dayside magnetosphere, which suggests strong reconnection erosion in this event. In the meantime, the bow shock was located at an unusually low altitude, which strongly suggested that a large portion of the planet on the sunlit hemisphere directly exposed to the solar wind. If this does happen, then the solar wind sputtering should occur in a maximum rate and can significantly influence the exosphere.

In Figure 16, four DDM events are included in the left upper corner. In these DDM events, the smallest solar wind dynamic pressure is ~ 140 nPa. This value is much smaller than the value predicted by the upper curve including the induction, which suggests that the reconnection erosion plays an important role in moving the magnetopause planetward.

3.3. The Nightside Magnetosphere Response

The previous two sections introduce the progress of the dayside magnetosphere response to solar extreme events. This section introduces the response of the nightside magnetosphere. Figure 18 shows an overview of the plasma and magnetic field measurements of Mercury's nightside magnetosphere during the CME event on 23 November 2011. Sun *et al.* [2020a] have analyzed the features of the plasma and the magnetic field and have obtained several interesting conclusions. First, the magnetic field intensity in the lobes corresponded to a high magnetic field intensity (~ 100 nT, Figure 18g), which is almost double the average intensity of the lobe field. The open magnetic flux in the lobe took more than half ($\sim 58\%$) of Mercury's available magnetic flux. This open magnetic flux is much larger than the maximum open lobe magnetic flux observed during Mercury's Dungey cycle ($\sim 42\%$). Second, the cross-magnetosphere potential drop was obtained to be ~ 45 kV, which tripled the average value in Mercury's magnetosphere. The cross-magnetosphere potential drop was derived from the energy dispersion of the plasma mantle in Figure 18a. Whether the cross-magnetosphere potential drop can be saturated in Mercury's magnetosphere similar to that in Earth's magnetosphere is still an open question. We discuss more in the next section.

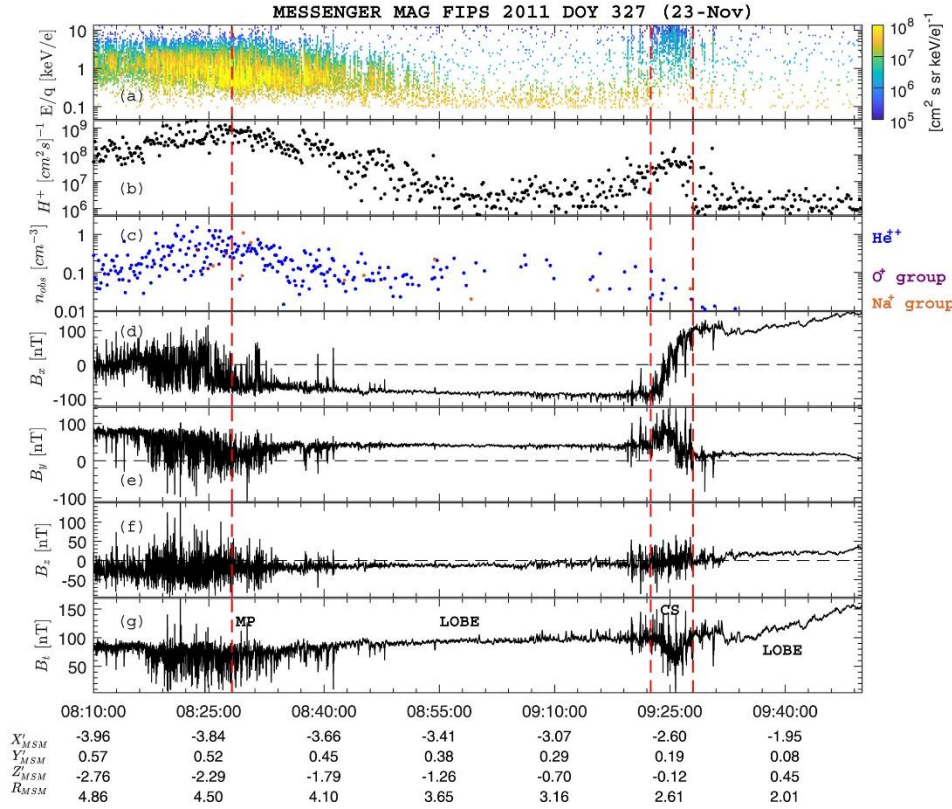


Figure 18. Overview of MESSENGER plasma and magnetic field measurements during the spacecraft's nightside magnetospheric crossing on 23 November 2011. (a) Differential proton particle flux; (b) integrated proton particle flux; (c) the observed densities of He^{++} (in blue), O^{+} -group (purple), and Na^{+} -group (gold); (d) B_x ; (e) B_y ; and (g) magnetic field intensity (B_t). The vertical dashed lines indicate, from left to right, the average magnetopause location, the southern plasma sheet boundary, and the northern plasma sheet boundary, respectively. The magnetopause (MP), lobe (LOBE), and current sheet (CS) are labeled. This figure is adapted from Sun et al. [2020a].

Third, no magnetic flux loading-unloading events were observed in the tail lobes during a period of at least ten Mercury's Dungey cycles (~ 40 minutes, Figure 18g). This feature suggested that magnetic flux into and out of the magnetotail were similar and Mercury's magnetosphere was under quasi-steady convection, which was similar to the steady magnetospheric convection (SMC) in Earth's magnetosphere. However, the SMC events require steady solar wind with average intensities of the velocity and IMF intensity [see, O'Brien et al., 2002], which is significantly different from the extreme solar condition in this event. Slavin et al. [2012a] reported a quasi-steady convection event in Mercury's magnetosphere occurred under an average solar wind condition. Together with the event in Figure 18, it suggested that the quasi-steady convection event could occur either the average or extreme solar wind conditions in Mercury's magnetosphere.

Fourth, magnetic reconnection in the plasma sheet had a strong guide field ($B_{\text{guide}}/B_{\text{Lobe}} \sim 0.29$), which produced a distorted Hall magnetic field pattern. The dimensionless reconnection rate was estimated to be ~ 0.093 , and the dawn-dusk extent of the X-line took $\sim 20\%$ of the tail width. Magnetic reconnection in the plasma sheet produced high-frequent and large numbers of flux ropes, which appeared as quasi-periodic flux rope groups (Figure 18). The flux rope group has a period of ~ 70 s, and, in each flux rope group, larger-scale flux ropes at the leading part followed by the smaller-scale flux ropes. *Zhong et al.* [2020a] have investigated the same flux rope groups. In their study, they proposed that the larger-scale flux ropes were generated by the interaction and coalescence of multiple smaller-scale flux ropes.

Sun et al. [2020a] have also investigated the response of the nightside magnetosphere to a high speed stream (HSS) in the solar wind. The responses shared many similarities with the above CME event. For example, the open magnetic field took nearly half ($\sim 44\%$) of Mercury's available magnetic flux. The magnetic flux into and out of the magnetotail were similar indicating that Mercury's magnetosphere was under quasi-steady convection. However, in the HSS event, MESSENGER crossed the plasma sheet in a distance much closer to the planet, which was planetward of the near Mercury neutral line. High-frequent and large numbers of dipolarization fronts were observed, which also implied that intense magnetic reconnection occurred in the plasma sheet. Moreover, the occurrence rate of the dipolarization fronts is around two orders of magnitude higher than the occurrence rate averaged over all plasma sheet observations [*Sun et al.*, 2016].

3.4. Polar Cap Potential Saturations

The studies in Earth's magnetosphere have revealed that the cross polar cap potential (CPCP), also called the cross-magnetosphere potential drop, was linearly related to the solar wind convection electric field, but saturated, i.e., reached an upper limit, during the periods of solar extreme events, i.e., CMEs and Co-rotating Interaction Regions (CIRs), when the convection electric field became much larger ($\gtrsim 5$ mV/m) [*Reiff et al.*, 1981; *Wygant et al.*, 1983]. There are several theories on how the potential drop in the magnetosphere was saturated. Here we employ a theory proposed by *Kivelson and Ridley* [2008] (hereinafter referred to as KR2008) based on the solar wind-magnetosphere interactions. In the KR2008 model, the potential drop was contributed by solar wind electric potential but controlled by conductance difference between the solar wind and the polar ionosphere, which would be the planet's regolith at Mercury. In the KR2008, the potential drop is proportional to $2\Sigma_A/(\Sigma_A + \Sigma_P)$. The Σ_A is Alfvén conductance of the solar wind which equals $1/\mu_0 v_A$, and v_A is Alfvén speed in upstream solar wind and μ_0 is the magnetic permeability in free space. The Σ_P is the Pedersen conductance of the ionosphere. When the Σ_A is much larger than the Σ_P , the Alfvén waves incident from the solar wind is not

able to be reflected from the polar ionosphere. Therefore, the potential drop is linearly related to the solar wind electric field. However, when the Σ_A is comparable to the Σ_P , the Alfvén wave is largely reflected, resulting in the saturation of the potential drop.

In Earth's polar ionosphere, Σ_P is ~ 5 to 10 S. The solar wind Σ_A at 1 AU is much larger than the Σ_P in Earth's ionosphere under average condition ($\gtrsim 50$). As a result, the Alfvén waves can hardly be reflected and the potential drop is linearly related with the solar wind convection electric field. However, when solar wind Alfvén Mach number became low (< 5), i.e., during the periods of CMEs and CIRs, the Σ_A at 1 AU became small and would be comparable to the Σ_P . The Alfvén waves can be reflected and cause potential saturation. Mercury corresponds to a low solar wind Alfvén Mach number (< 5) and therefore a smaller Σ_A . However, Σ_P at Mercury is also small (~ 1 S). Therefore, it would be interesting to investigate the CPCP saturation of Mercury's magnetosphere.

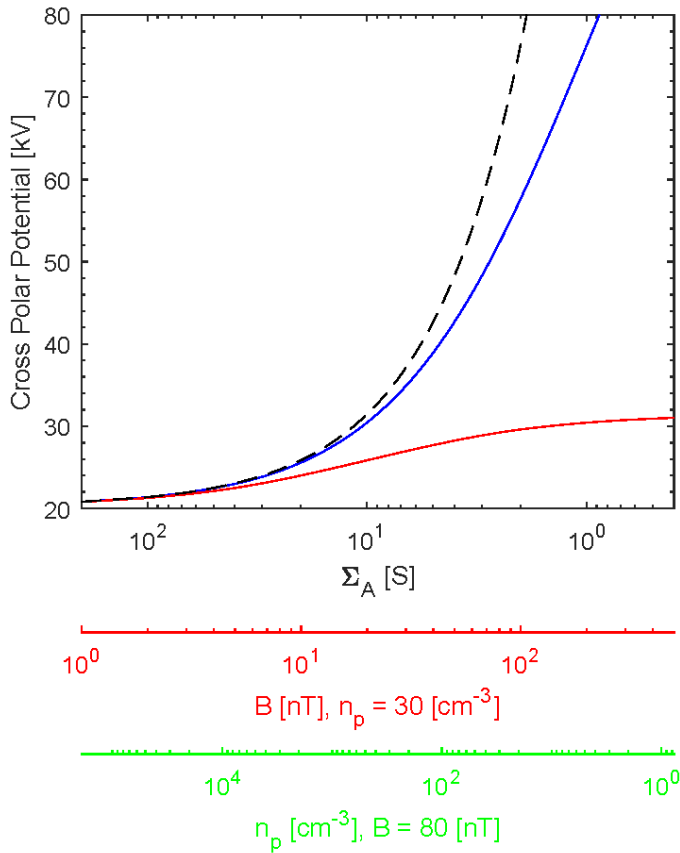


Figure 19. The cross polar cap potential (or the cross magnetosphere potential drop) estimated based on the theory from Kivelson and Ridley [2008]. This figure shows the variations of the potential drop as a function of solar wind Alfvénic conductivity, IMF intensity, and solar wind density, respectively. Black line represents $\Sigma_P = 0$ S, blue represents $\Sigma_P = 1$ S, and red

represents for $\Sigma_P = 10$ S. The integrated conductivity of Mercury's mantle and crust is most similar to $\Sigma_P = 1$ S.

The calculation of the potential drop in KR2008 (equation 13 in that paper) is

$$\text{Potential} = 10^{-7}u_x^2 + 0.1\pi R_{sd}B_{sw,yz}u_x \sin^2(\theta/2) 2\Sigma_A/(\Sigma_A + \Sigma_P) \quad (8)$$

, where the u_x is x component of solar wind speed, the R_{sd} is the subsolar standoff distance of the magnetopause, the $B_{sw,yz}$ is IMF component in y - z plane, the θ is the IMF clock angle. The $10^{-7}u_x^2$ is a viscous interaction term [Boyle *et al.*, 1997], $0.1\pi R_{sd}$ refers to length of the dayside magnetopause reconnection line, $B_{sw,yz}u_x \sin^2(\theta/2)$ corresponds to the reconnection electric field [Sonnerup, 1974].

Figure 19 shows the potential drop estimated from the KR2008, in which the subsolar standoff distance of Mercury's magnetopause (R_{sd}) was $\sim 1.13 R_M$, and the solar wind velocity was ~ 450 km/s. In Figure 19, the black line represents the magnitude of the potential drop from the KR2008 when $\Sigma_P = 0$, which indicates that the incident Alfvén waves from the solar will not be reflected at all. The black line represents a linear relation between the potential drop and the solar wind convection electric field, though the x -axis is in logarithmic-scale. The blue line represents the situation when $\Sigma_P = 1$ S, i.e., Mercury. The saturation of the potential drop would be very small ($< 1\%$) during the average IMF condition in Mercury's magnetosphere. Here the saturation refers to the differences between the blue and the black curves. Even under the impact of the CMEs, the IMF intensity reaches 100 nT, the saturation is still small ($< 10\%$). For comparison, red line in Figure 19 represents the potential drop when Σ_P is 10 S, which is much larger than Mercury's value. The potential drop is largely saturated and starts to reach a constant value when the solar wind magnetic intensity is ~ 30 nT.

3.5. Open Questions Regarding Magnetosphere under Solar Extreme Event

Many important questions regarding Mercury's magnetosphere under extreme solar events remain to be answered. In the previous chapter, the intense solar wind sputtering caused by the FTE showers is discussed, which can possibly induce short-term variations in Mercury's exosphere. It needs to note that solar wind sputtering should be much more intense under the impact of the CMEs. For example, Slavin *et al.* [2014] shows a cusp with multiple short and deep magnetic depressions. The variations of the exosphere were observed by the ground-based imaging [Orsini *et al.*, 2018]. In particular, the solar wind sputtering is substantially enhanced in the DDM events [Slavin *et al.*, 2019; Winslow *et al.*, 2020]. During the intervals of the DDM

events, most of the sunlit hemisphere of Mercury would expose to the solar wind directly. This would make the planet similar to the Moon when it is outside of Earth's magnetotail, and other airless bodies, such as Ceres, Io, and the asteroids, in the solar system.

The extreme solar wind sputtering can dramatically enhance the species of the exosphere in a short period, which might provide a good opportunity to detect the minor species in the exosphere, and might also help to investigate the surface elements. On the other hand, the energetic component of the exospheric species is proposed to be due to the micro-meteoroid impact vaporizations on the planet's surface [e.g., *Killen et al.*, 1999; *Domingue et al.*, 2007; *Wurz et al.*, 2010]. The solar wind sputtering has been observed to be able to launch atoms and a fraction of ions from the surface of the Mercury with large energies, which allow many of them to escape [e.g., *Schmidt et al.*, 2012]. Many simulation works have proposed that solar wind sputtering can be a source for the energetic component of the exosphere [*Potter et al.*, 2006; *Mura et al.*, 2007; *Orsini et al.*, 2018]. The DDM intervals would be a favorable period to make such investigations.

Second, the study of Earth's magnetosphere has shown that the solar wind-magnetosphere coupling produces several response modes of the magnetosphere, which includes the substorms, the steady magnetospheric convection (SMC), and the sawtooth oscillations. In the SMC events, magnetic reconnection continuously occurs in the magnetotail, and the magnetic flux transferred into and out of the magnetotail is balanced. In Earth's magnetosphere, the SMC events are driven by the average and steady solar wind, which usually lasts more than several hours corresponding to several substorms [*O'Brien et al.*, 2002; *Partamies et al.*, 2009]. While the sawtooth oscillations consist of quasi-periodic substorms. The magnetic flux in the lobe exhibits quasi-periodic loading-unloading and the energetic particle injections quasi-periodically occur on the geosynchronous orbit. The sawtooth oscillation is in a period of substorm and requires more intense solar wind, for example, the CME [*Huang et al.*, 2003; *Henderson et al.*, 2006].

Under the impact of a CME and a HSS, MESSENGER did not observe the quasi-periodic flux loading-unloading in Mercury's magnetotail, but a steady magnetic field in the lobe lasting more than 10 Mercury's Dungey cycle, which seem under the steady convection. Several studies in Earth's magnetosphere have proposed that the ionosphere, i.e., the ionospheric outflows, could modulate the reconnection rate and tail reconnection. As a result, the tail reconnection cannot reach a steady-state under the extreme solar event [see, *Brambles et al.*, 2011; *Zhang et al.*, 2020]. Although planetary ions are frequently observed in Mercury's magnetotail, how significant are these planetary ions, and what roles they play in Mercury's magnetospheric dynamics are still open questions.

Third, we still do not know whether a ring current can be formed in Mercury's magnetosphere and whether there are magnetic storms when Mercury's magnetosphere is influenced by extreme solar events, many factors control the formation of a ring current. i), can particles accomplish a

complete drift around the planet? Are there significant particles accomplishing the drift? In Mercury's magnetosphere, particles can be easily lost to the planet's surface because of the large loss cone, and particles can encounter the dayside magnetopause and leak into the magnetosheath easily, which is called the magnetopause shadowing. The variations of the solar wind dynamic pressure can magnify the effects of the magnetopause shadowing in Mercury's magnetosphere. Despite all of these effects, MESSENGER observations have shown possible quasi-trapped low energy ion populations [Schriver *et al.*, 2011] and possible drifting echoes of energetic electrons associated with a dipolarization [Baker *et al.*, 2016]. These echoes are evidence of energetic electrons completing drifts around the planet. Statistical investigations have shown that energetic electrons can appear on the whole dayside magnetosphere, which confirmed that energetic electrons can accomplish a complete drift around the planet [Lawrence *et al.*, 2015; Baker *et al.*, 2016; Ho *et al.*, 2016; Dewey *et al.*, 2017]. Simulation studies have suggested that both ions and electrons can accomplish a complete orbit around the planet [Delcourt *et al.*, 2007; Trávníček *et al.*, 2010; Walsh *et al.*, 2013; Yagi *et al.*, 2017]. Walsh *et al.* [2013] further noted that the drift path of particles can split into northern and southern two trajectories due to the local maximum of the magnetic field near the magnetic equator, which is called the Shabansky orbit [Shabansky, 1971]. However, we would like to emphasize that several questions relating to the drift around the planet remain unanswered. For example, no observational evidence of the Shabansky orbit and whether ions can accomplish a complete orbit around the planet.

ii), are there sufficient energetic particles for the formation of a significant ring current? or how efficient is the energization of particles during the magnetospheric active periods? The substorm dipolarizations can effectively energize particles, which is one of the most important processes during the magnetospheric active period. MESSENGER observations of the proton energizations can be found in Sun *et al.* [2015b]; [2017; 2018] and Dewey *et al.* [2017], the electron energization can be found in [Dewey *et al.*, 2017]. The simulation works can be found in Ip [1987] and Delcourt *et al.* [2007]. In the periods when Mercury's magnetosphere was under extreme solar events, flux ropes and dipolarization fronts also appear in extreme frequencies [Sun *et al.*, 2020b; Zhong *et al.*, 2020a], which might be able to provide plenty of energetic particles for the formation of a ring current. However, as pointed out by Dewey *et al.* [2020], if the dipolarization fronts directly impact the planet's surface without significant braking, then there might not be large amounts of energetic particles generated. The next two chapters contain more discussions on the particle energizations and dipolarizations in Mercury's magnetosphere.

iii). As discussed by Ip [1987] and Schriver *et al.* [2011], and others, because of the low altitude of Mercury's dayside magnetopause, only ions with energy lower than superthermal (~ 10 keV) can be possibly quasi-trapped. Slavin *et al.* [2014]; [2019], Jia *et al.* [2019] and Winslow *et al.* [2020] have shown that the subsolar magnetopause standoff distance is much closer to the planet's surface (only a few hundred kilometers above the planet's surface). Occasionally, the dayside magnetosphere completely disappears, under which conditions, the entire orbiting

particles would likely leak out of the magnetosphere and enter the magnetosheath. Therefore, the strong compression during the extreme solar events is an important factor, which should be considered in determining the formation of a ring current at Mercury.

4. Dawn-Dusk Properties of the Plasma Sheet

The post-MESSENGER era has highlighted the extent and mystery of dawn-dusk asymmetries in Mercury's magnetotail. Asymmetries have been observed in planetary magnetotails throughout the solar system and are inferred from differences between the pre-midnight (dusk or $+Y$) and post-midnight (dawn or $-Y$) magnetotail regions. In the absence of multipoint measurements, these asymmetries are usually characterized by statistical studies of local magnetic field and plasma measurements that sacrifice temporal resolution for spatial coverage. As such, investigation of these asymmetries at Mercury has flourished in the post-MESSENGER mission era as studies can leverage the most statistically complete set of *in situ* observations. These studies have revealed dawn-dusk asymmetries in plasma and magnetic field properties, large-scale structure, and reconnection dynamics of Mercury's magnetotail as summarized in Table 3. While some of these asymmetries are similar to those observed at Earth, others are curiously different. These descriptions of Mercury's magnetotail are statistical in nature, however, so they are subject to several considerations.

Table 3. Dawn-dusk asymmetries in the magnetotail of Mercury and Earth

Process/Property	Asymmetry Preference (Higher Side)	
	Earth	Mercury
Occurrence of Reconnection	Dusk ^a	Dawn ^b
Hot component (Warm flux)	Dusk ^c	Dawn ^d
Cold component (thermal flux)	Dawn ^e	Dawn ^f
Proton density	Dawn ^g	Dawn ^h
Northward (z) component of magnetic field	Dawn ⁱ	Dawn ^j
Kappa value	Dusk ^k	Dusk ^l

a. *Slavin et al.* [2005]; *Imber et al.* [2011]; *Nagai et al.* [2013]

b. *Sun et al.* [2016]; *Smith et al.* [2017b]

c. *Wang et al.* [2006]; *Keese et al.* [2011]

d., f. and l. *Zhao et al.* [2020]

e. and g. *Wing et al.* [2005]

- h. Korth *et al.* [2014b]; Zhao *et al.* [2020]
- i. Fairfield [1986]
- j. Poh *et al.* [2017a]
- k. Espinoza *et al.* [2018]

4.1. Magnetotail ion distributions

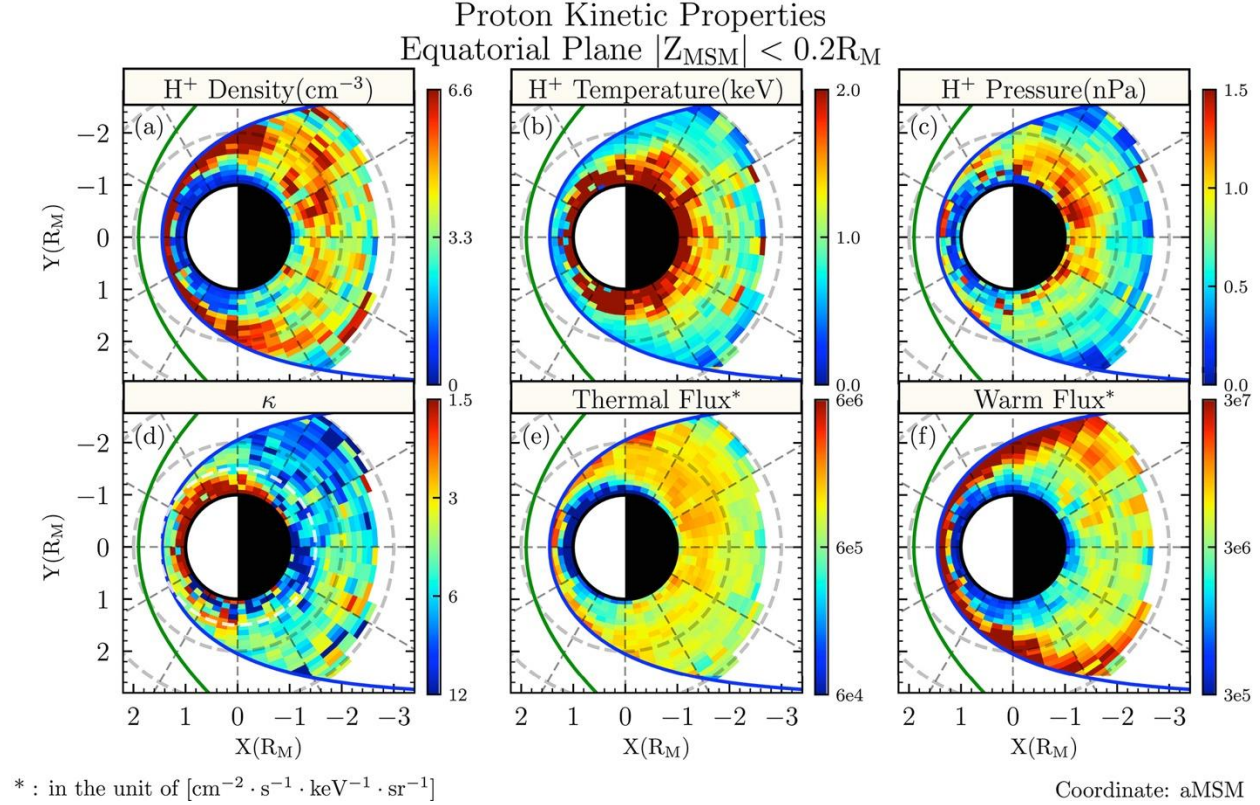


Figure 20. Proton properties near the magnetic equator from FIPS measurements: (a) density, (b) temperature, (c) pressure, (d) spectral index κ , (e) flux < 0.83 keV, and (f) flux > 0.83 keV. Adapted from Zhao *et al.* [2020].

Protons, the most abundant ion in Mercury's magnetotail, exhibit strong cross-tail asymmetries in their density, temperature, and spectra. Zhao *et al.* [2020] present the most comprehensive analysis of proton asymmetries to date, shown in Figure 20. Within each spatial bin, proton 1D velocity distribution functions are averaged together and fit with Kappa and Gaussian functions [e.g., Sun *et al.*, 2017]. Proton density and pressure are enhanced post-midnight compared to pre-midnight while proton temperature displays no apparent cross-tail asymmetry. The proton spectral index (κ) is greater in the post-midnight magnetotail, indicating a steeper distribution function (i.e., less superthermal flux) than the pre-midnight magnetotail. Flux above the average

proton plasma sheet energy (i.e., thermal flux) is higher on the dawnside while flux below the average energy (i.e., warm flux) is organized by the magnetotail flanks.

Additional studies generally support these proton asymmetry observations. *Sun et al.* [2017] examined proton suprathermal flux (>4.7 keV) and proton temperature as a function of location in the plasma sheet for different levels of magnetospheric activity, inferred from the thickness of the current sheet. Neither suprathermal flux nor temperature display dawn-dusk asymmetries during magnetospherically quiet intervals (i.e., thick current sheets). During active intervals (i.e., thin current sheets), both suprathermal flux and temperature increase preferentially post-midnight, resulting in cross-tail asymmetries. Although the energy thresholds are different between *Zhao et al.* [2020] and *Sun et al.* [2017], and *Zhao et al.* [2020] does not differentiate by magnetic activity, both studies agree on a dawn-dusk asymmetry in the absolute proton flux at above-average energies. However, these studies disagree on cross-tail proton temperature trends. Finally, distributions of mean proton flux observed by FIPS and plasma pressure inferred from magnetic field deficits [*Korth et al.*, 2014a] display similar enhancements of dawnside proton flux and pressure.

Several mechanisms have been proposed to account for the asymmetry in proton properties across Mercury's magnetotail. Foremost, magnetic reconnection has been discussed with regards to proton temperature and super/suprathermal flux distributions. Magnetic reconnection in Mercury's magnetotail occurs more frequently in the post-midnight magnetotail than pre-midnight (see Section 4.3). Mercury's magnetotail reconnection and its byproducts (e.g., dipolarizations) can heat and energize protons [*Dewey et al.*, 2017; *Sun et al.*, 2018] so the dawnside enhancements in proton temperature and superthermal flux have been usually attributed to reconnection [*Sun et al.*, 2017; *Zhao et al.*, 2020]. Reconnection has also been suggested to be responsible for the dawnside enhancement of proton density since it opens the plasma sheet to plasma convected from the dayside [*Zhao et al.*, 2020]. However, observations of the proton plasma mantle have identified a clear enhancement in plasma content pre-midnight [*Jasinski et al.*, 2017]. Although the plasma mantle is not observed every orbit, plasma mantles analyzed by *Jasinski et al.* [2017] are expected to be representative of typical magnetospheric conditions [*DiBraccio et al.*, 2015b; *Dewey et al.*, 2018]. It is currently unknown how efficient reconnection in Mercury's magnetotail is at entraining mantle plasma on newly-closed plasma sheet field lines. If this efficiency is much greater than in non-reconnecting regions of the magnetotail then it may be possible for reconnection to account for the dawnside enhancement in proton density. In addition to magnetic reconnection, low latitude dynamics near the flanks are also discussed regarding cross-tail proton asymmetries. Velocity shear between the magnetosheath and the magnetosphere can result in Kelvin-Helmholtz vorticities that can transport magnetosheath plasma into the magnetosphere, particularly contributing to the distribution of warm plasma flux. Kelvin-Helmholtz waves are more frequent to Mercury's duskside magnetotail flank (see *Slavin et al.* [2018] for a recent review). Enhancement in warm

flux on the dawnside flank in Figure 20f may be due to averaging over the dawnside's thicker, denser low-latitude boundary layer [Liljeblad *et al.*, 2015].

Generally, these cross-tail trends in proton properties are opposite to those observed in Earth's magnetotail but may be consistent given the differences in magnetotail reconnection. Cold, hot, and superthermal ion components in Earth's plasma sheet each possess dawn-dusk asymmetries that are generally dependent on the interplanetary magnetic field [see, Walsh *et al.*, 2014]. The hot component ions, for example, have higher temperatures towards dusk during magnetospherically quiet intervals, attributed to gradient-curvature drift [Spence & Kivelson, 1993; Keese *et al.*, 2011]. During northward IMF, Wang *et al.* [2006] found greater total ion density and dawn and equal pressures at dawn and dusk. With increasing geomagnetic activity, the density asymmetry weakens resulting in greater ion pressures at dusk. Fluxes of hot and superthermal ions are greater at dusk with the cross-tail asymmetry increasing for increasing magnetic activity and for higher energies. These terrestrial cross-tail asymmetries were derived from Geotail measurements and are expected to represent primarily protons. Although these trends in proton density, temperature, and pressure are generally opposite that of Mercury, the source of these trends is consistent if magnetic reconnection is the primary mechanism. Magnetotail reconnection at Earth occurs more frequently pre-midnight and increases in frequency with increasing geomagnetic activity [e.g., Genestreti *et al.*, 2014]. The trends in enhanced duskside proton pressure, flux, and temperature during active intervals at Earth parallel the enhanced dawnside proton pressure, flux, and temperature observed at Mercury.

Finally, minor ions in Mercury's magnetotail also exhibit strong dawn-dusk asymmetries. In particular, heavy ions of planetary origin are more abundant in the pre-midnight magnetotail [Raines *et al.*, 2013]. The dominant planetary ions in the pre-midnight magnetotail are Na⁺-group ions (mass-per-charge 21-30 amu/e), which have number densities typically ~10% that of H⁺ [Gershman *et al.*, 2014]. While the number density of these ions may be small, their large mass and slightly greater temperatures result in them contributing ~50% to the mass density and ~15% to the thermal plasma pressure. The dawn-dusk asymmetry of planetary ion abundance is opposite that of protons and is a result of non-adiabatic effects. Planetary ions have gyroradii much larger than protons that result in less adiabatic behavior in the magnetotail and subsequently stronger centrifugal effects that transport them duskward [Delcourt, 2013].

4.2. Magnetotail current sheet structure

Dawn-dusk asymmetries in ion distributions combined with asymmetries in the magnetic field produce differences between the pre-midnight and post-midnight magnetotail structure at Mercury. Poh *et al.* [2017b]; [2017a] and Rong *et al.* [2018] identified similar dawn-dusk differences in the magnetic field using independent methods. Poh *et al.* [2017a] analyzed 319

central plasma sheet crossings and fit them with a 1D Harris current sheet. The magnetic field and Harris current sheet properties of these crossings revealed a substantial, significant dawn-dusk asymmetry in the plasma sheet magnetic field strength: B_z is enhanced at dawn. A linear fit to $B_z(Y)$ for $-1.7 < X < -1.4 R_M$ yielded a slope of $-2.77 \pm 0.37 \text{ nT}/R_M$ and a local midnight value of $\sim 10 \text{ nT}$. Dividing the two for a more dimensionless expression gives $-0.28 \pm 0.04 R_M^{-1}$. This dawn-dusk asymmetry becomes less substantial and less significant with downtail distance: the dimensionless trend is $-0.09 \pm 0.07 R_M^{-1}$ in the range $-2.3 < X < -2.0 R_M$. In addition to the stronger dawnside magnetic field, the Harris current sheet fits revealed additional cross-tail asymmetries. While the current sheet is the thinnest at local midnight, it is thicker on the dawnside than the duskside, consistent with the magnetic field strength distribution. Associated with the current sheet thickness, the cross-tail current density peaks near midnight but is greater at dusk than dawn. Finally, the proton plasma β shows an approximately linear trend across the magnetotail and is systematically greater at dusk than dawn.

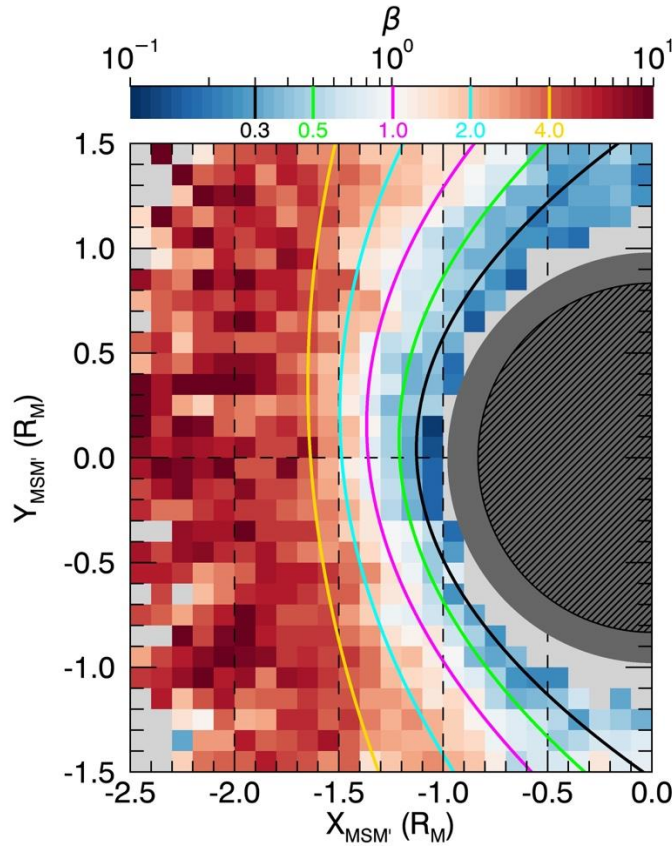


Figure 21. Proton plasma β (β) as a function of spatial location near Mercury's magnetic equator. Colored polynomials indicate specific β contours. Adapted from Dewey et al. [2020].

Rong et al. [2018] examined all MAG observations within the magnetotail and found similar cross-tail differences in Mercury's magnetotail structure. This study corroborated the dawn-dusk asymmetry in B_z and its dependence on downtail distance. From spatially binned magnetic field

observations, the study found that maximum current density peaks near midnight but is greater at dusk than dawn while the minimum radius of curvature is near midnight and is generally smaller at dusk than dawn. These two asymmetries are stronger closer to the planet ($-2.0 < X < -1.5 R_M$) than further downtail ($-2.5 < X < -2.0 R_M$), similar to the asymmetry in B_z . Finally, this study identified that magnetic field lines flare away from local midnight more at dawn than dusk.

While *Poh et al.* [2017a] and *Rong et al.* [2018] find similar dawn-dusk differences in magnetic field structure, *Poh et al.* [2017b] and *Rong et al.* [2018] disagree on the planetward edge of the current sheet. *Poh et al.* [2017b] fit a semi-infinite current sheet slab model to dipole-subtracted magnetic field measurements to estimate that the most likely location of the current sheet inner edge is $X = -1.22 R_M$. *Rong et al.* [2018] calculate the statistical duskward current density in the X-Z plane from dipole-subtracted field measurements. The study identifies the inner edge to be near $X = -1.5 R_M$ planetward of which the current density begins decreasing. Recent analysis of fast flow braking places the inner edge of the current sheet between $-1.3 < X < -1.1 R_M$, coincident where the magnetotail proton plasma β (β) reaches unity (Dewey et al., 2020). This boundary is not parallel to the terminator, but rather bows about the planetary dipole as shown in Figure 21. Although both proton pressure and magnetic field pressure are stronger at dawn than dusk, the strengths of these asymmetries are not equal; β exhibits a dawn-dusk asymmetry. Proton plasma β is greater at dusk than dawn [*Poh et al.*, 2017b] causing the inner current sheet boundary to be shifted systematically closer to the terminator at dawn [*Dewey et al.*, 2020] and indicating that the dawn-dusk asymmetry in magnetic pressure is stronger than the asymmetry in proton pressure.

The origins of Mercury's dawn-dusk magnetic field asymmetries remain unclear. Earth's magnetotail also possesses asymmetries in current sheet thickness and current density, but unlike trends in protons (Section 4.1) and magnetic reconnection (Section 4.3), they are in the same direction as Mercury's. Similar to Mercury, the current sheet thickness and current density are greater at dawn in Earth's magnetotail than at dusk [e.g., *Artemyev et al.*, 2011; *Rong et al.*, 2011]. Thinner current sheets are more likely to reconnect so this dawn-dusk asymmetry at Earth is consistent with that magnetotail's reconnection asymmetry [e.g., *Imber et al.*, 2011]. At Mercury, the thicker dawnside is associated with more frequency reconnection. *Poh et al.* [2017a] propose the thinner duskside current sheet may be a result of mass loading from heavy planetary ions more abundant there. The presence of heavy ions at dusk may also produce a weaker local magnetic field via diamagnetism [*Rong et al.*, 2018]. Alternatively, the thicker dawnside current sheet has been suggested to be a statistical result from averaging over magnetic-field-enhanced products from reconnection [*Poh et al.*, 2017a]. Finally, numerical simulations [e.g., *Chen et al.*, 2019b] that reproduce the dawn-dusk asymmetry in current sheet thickness suggest it to be related to the Hall effect and external driving conditions.

4.3. Magnetotail reconnection dynamics

Magnetotail dynamics, particularly those related to magnetic reconnection, exhibit substantial dawn-dusk asymmetries. Mercury possesses terrestrial-like substorms [Sun *et al.*, 2015b], signatures of which are observed more frequently at dawn than dusk. In the magnetotail lobes, more instances of magnetotail loading-unloading have been recorded post-midnight than pre-midnight [Imber & Slavin, 2017]. Within the plasma sheet, dipolarizations [Sun *et al.*, 2016; Dewey *et al.*, 2020] and flux ropes [Sun *et al.*, 2016; Smith *et al.*, 2017b; 2018b; Zhao *et al.*, 2019] are more abundant at dawn as measured either by event frequency or by the number of MESSENGER orbits that observed these events. As magnetotail reconnection produces these events [e.g., Slavin *et al.*, 2012a; DiBraccio *et al.*, 2015a; Dewey *et al.*, 2020], their cross-tail asymmetry is indicative of the dawnside preference in Mercury's magnetotail reconnection [Sun *et al.*, 2016; Smith *et al.*, 2018b].

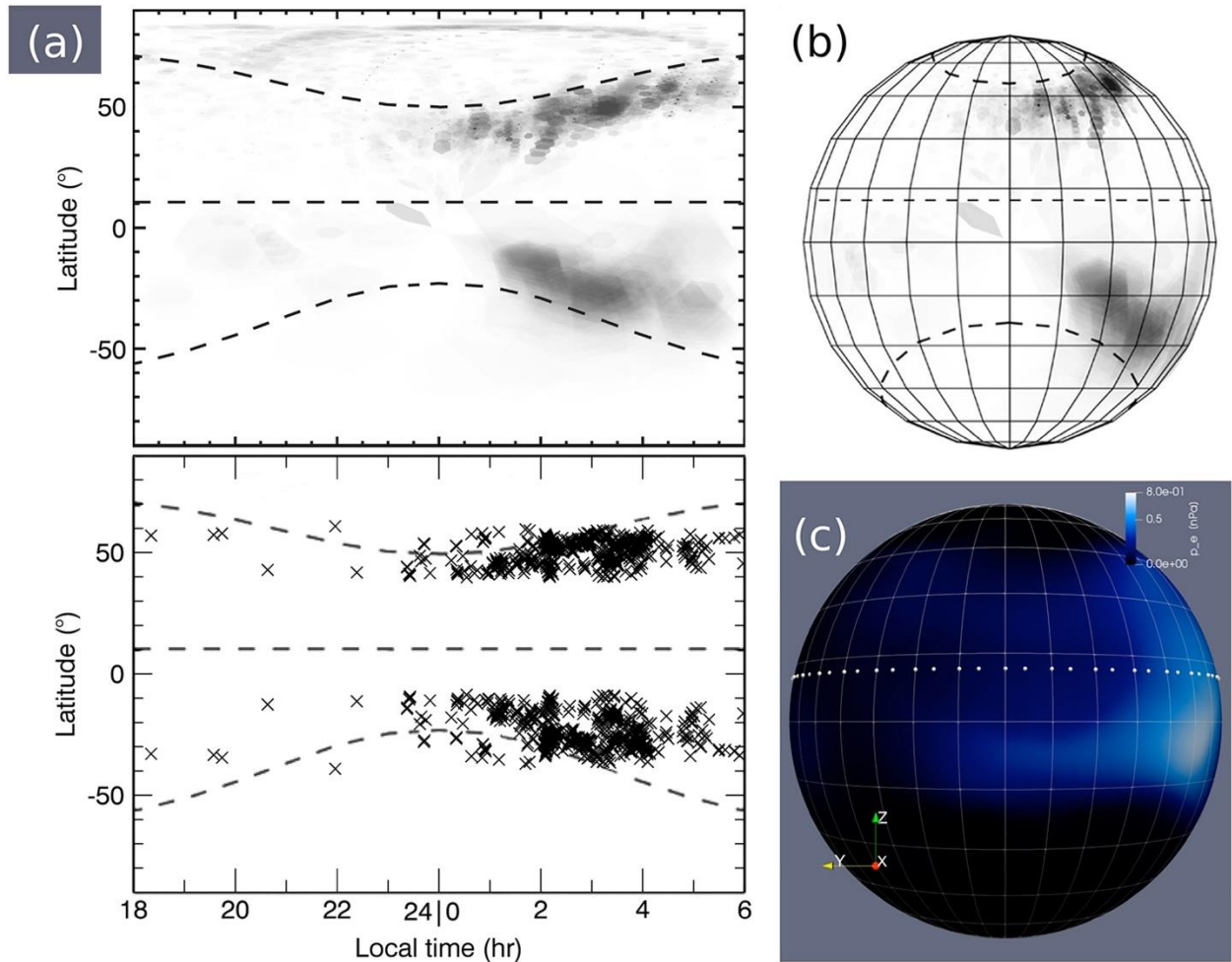


Figure 22. (a; top) Observed X-ray fluorescence of Mercury's nightside surface from precipitating energetic electrons from Lindsay et al. [2016]. (a; bottom) Predicted locations of fluorescence from magnetotail dipolarization events from Dewey et al. [2017]. (b) Spherical projection of (a, top). (c) Electron pressure at Mercury's surface simulated by Dong et al. [2019].

Furthermore, as dipolarizations and flux ropes interact with the surrounding plasma environment, they generate additional asymmetries in the magnetotail, including energetic electron injections, fast sunward flows, magnetic pileup, and substorm current wedge formation. Dipolarizations, for example, are a dominant source of energetic electron acceleration within Mercury's magnetosphere [Dewey et al., 2017], resulting in energetic electron injections more frequent at dawn than dusk [Baker et al., 2016] independent of electrons' eastward drift about the planet [Walsh et al., 2013; Nikoukar et al., 2018; Dong et al., 2019]. A fraction of these energetic electrons precipitate to the planet, and in the absence of a thick atmosphere, collide with the planet's surface to produce X-ray fluorescence and space weathering [Starr et al., 2012]. The asymmetry in dipolarizations (and subsequently in energetic electrons) results in a dawnside preference in this auroral-like emission [Lindsay et al., 2016] as shown in Figure 22. This asymmetry in energetic electrons and their precipitation has been replicated well by global simulations [Chen et al., 2019b; Dong et al., 2019].

Dawn-dusk asymmetries associated with magnetic reconnection at Mercury are opposite to those observed at Earth. At Earth, magnetic reconnection occurs more frequently in the pre-midnight magnetotail as verified by different spacecraft and different direct and indirect signatures [e.g., Slavin et al., 2005; Imber et al., 2011; Liu et al., 2013; Gabrielse et al., 2014; Genestreti et al., 2014; Walsh et al., 2014]. Recent local and global simulations suggest differences in Mercury's and Earth's dawn-dusk magnetotail reconnection asymmetries are related to kinetic effects. Global magnetohydrodynamic simulations with embedded particle-in-cell (PIC) regions (i.e., MHD-EPIC models) of Mercury's magnetosphere have reproduced many of the dawn-dusk asymmetries at Mercury, including that of magnetotail reconnection. Chen et al. [2019b] performed MHD-EPIC simulations of Mercury with the PIC region covering the magnetotail. These numerical simulations reproduced: the thicker dawnside current sheet, the enhanced dawnside proton plasma density and pressure, dawnside preference for dipolarizations and energetic electron injections, and dawnside stronger magnetic field. The results suggest that the dawn-dusk reconnection asymmetry depends on the strength of external solar wind driving. During moderate conditions, reconnection is slightly more preferential pre-midnight as the dawnside current sheet is significantly thicker than the duskside. However, during strong solar wind driving, the dawnside current sheet thins to the same thickness as the duskside sheet, and reconnection shifts dawnward. Kinetic Hall effects result in electron and magnetic structures

leaving the magnetotail reconnection site(s) to travel downward, increasing the apparent dawn-dusk asymmetry near the planet.

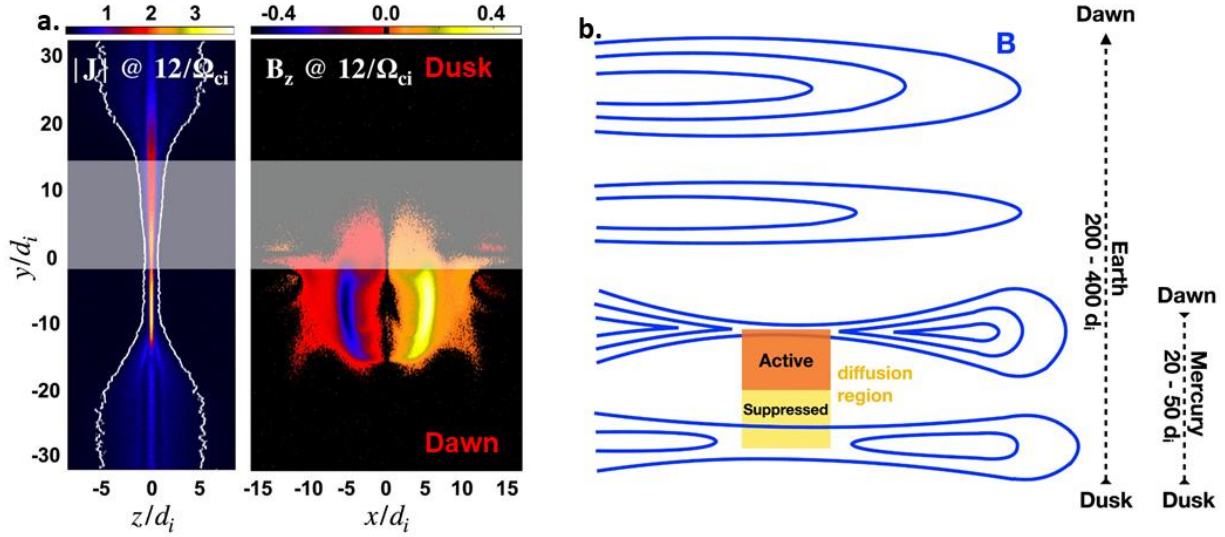


Figure 23. (a) 3-D Particle-in-Cell (PIC) simulation of magnetic reconnection. The grey shaded region denotes where reconnection is locally suppressed along y . The scale is comparable to the cross-tail scale of Mercury's magnetotail. The scale of X-line in y is $\sim 31 d_i$, where d_i is the ion inertial length. "Dawn" and "Dusk" are correspond to the respective sides of Mercury's magnetotail. (b) Schematic of dawn-dusk asymmetry in magnetotail reconnection at Earth and Mercury resulting from local suppression in reconnection. The figure is adapted from Liu *et al.* [2019]. A global MHD-embedded PIC model results in a similar feature of magnetic reconnection in Mercury's magnetotail can be found in Chen *et al.* [2019b].

These global MHD-EPIC simulation results are similar to localized PIC simulations. Liu *et al.* [2019] demonstrated that a two-region structure develops within an active reconnection site in 3D PIC simulations of thin magnetotail current sheets. Within the ion diffusion region, electrons remain magnetized (Hall effect) and preferentially transport reconnected magnetic flux in the direction of the electron drift. The electron-drift side continues to thin while the ion-drift side experiences a relative suppression in the magnetic reconnection rate. The suppression region develops with a cross-tail width of ~ 10 ion inertial lengths (d_i), implying a minimum cross-tail width for magnetic reconnection sites. Liu *et al.* [2019] apply these PIC simulation results to address the opposite dawn-dusk asymmetry in magnetotail reconnection at Earth and Mercury, shown in Figure 23. Earth's magnetotail is hundreds of d_i wide compared to Mercury's of tens of d_i ; Earth's magnetotail can accommodate more reconnection sites than Mercury. As both planetary magnetotails possess thinner duskside current sheets, reconnection initiates pre-midnight for both magnetotails. As reconnection proceeds, the suppression region develops on the local duskside of the reconnection site. In the Earth's relatively wide magnetotail, this local

dawnward shift in reconnection does not affect the global location of reconnection. However, in Mercury's relatively narrow magnetotail, this local dawnward shift results in post-midnight reconnection. This hypothesis suggests that structures from magnetic reconnection in Mercury's magnetotail should be on the order of a few d_i . With plasma densities $\sim 3\text{-}6\text{ cm}^{-3}$ in Mercury's plasma sheet (see Figure 20), the ion inertial length is $\sim 0.04\text{-}0.06\text{ R}_M$. Dewey *et al.* [2020] measured the average width of dipolarizations in Mercury's magnetotail to be 0.30 R_M , implying the non-suppressed width of the reconnection site to be $\sim 6\text{-}8\text{ }d_i$ and is consistent with Liu *et al.* [2019] predictions. Smith *et al.* [2018b] utilized Monte Carlo simulations to estimate that the typical reconnection site width is $2.16\text{ R}_M \approx 40\text{-}60\text{ }d_i$, approximately half the width of Mercury's magnetotail [Slavin *et al.*, 2012a] and the full width of the thin current sheet [Poh *et al.*, 2017a; Rong *et al.*, 2018]. The difference between these two estimates may originate from the Monte Carlo simulation assumption that for each MESSENGER pass through the plasma sheet that there was at most a single, static reconnection site that persisted for the duration of the crossing. Allowing for multiple reconnection sites that last for variable durations may result in closer estimates.

4.4. Substorm Current Wedge and Current Closure

Asymmetries in Mercury's magnetotail reconnection affect the coupling between the plasma sheet and the planet's conducting core. In addition to hosting induction currents (see Chapter 3), Mercury's core provides current closure to static and/or large-scale field-aligned currents. Mercury's ion pick-up conductivity near the nightside polar regions is insufficient to close currents (see Chapter 1.6); instead, field-aligned currents are expected to flow radially through the low-conductance regolith and mantle to close over the surface of the highly conducting planetary core ($\sim 2,000\text{ km}$ radius) [Janhunen & Kallio, 2004; Anderson *et al.*, 2014]. While the first observations of Birkeland currents were reported from Mariner 10 [Slavin *et al.*, 1997], MESSENGER observations have provided additional evidence for Birkeland currents and this current closure model. Anderson *et al.* [2014] identified statistical perturbations over Mercury's northern pole consistent with Region-1 field-aligned currents. These currents flow towards the planet on the dawnside and away from the planet on the duskside with typical intensities between $20\text{-}40\text{ kA}$. The study argues that current closure via the core is most likely and that the height-integrated conductance above the core is $\sim 1\text{ S}$. In addition, this study shows that there is no clear signature of the region-2 field-aligned current, which is expected to flow towards the planet on the duskside and away from the planet on the dawnside, i.e., in the opposite sense of region-1 field-aligned current.

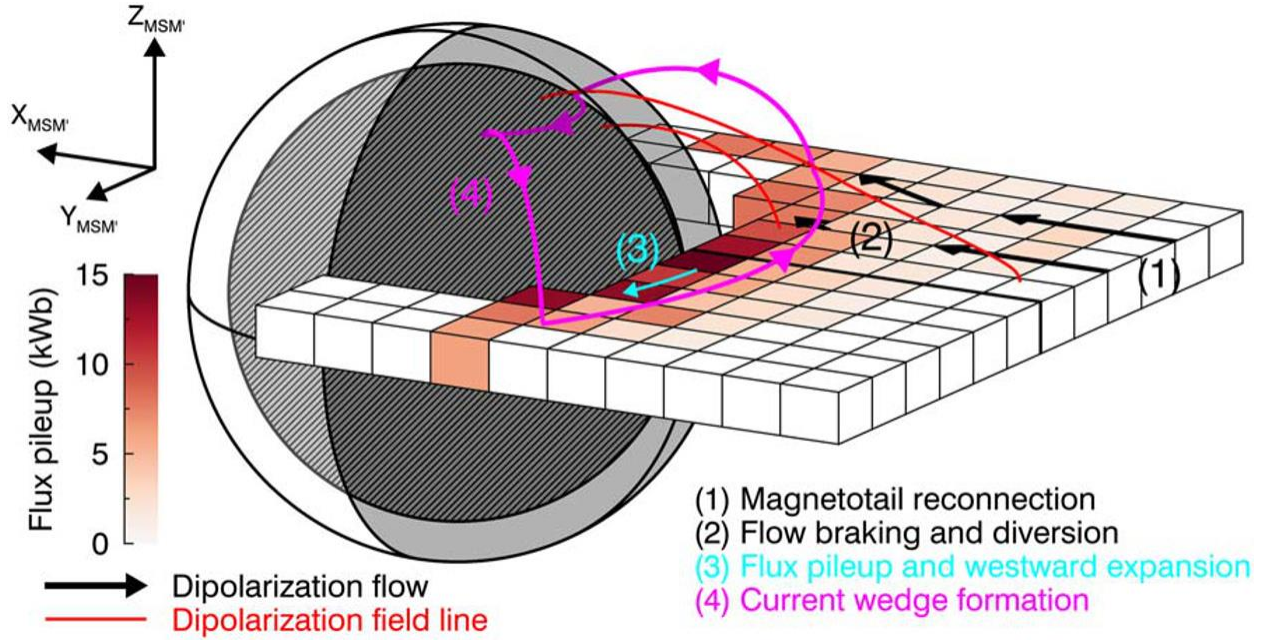


Figure 24. A schematic figure of magnetotail reconnection, plasma flow, flow braking and diversion, flux pileup and current wedge formation in Mercury's magnetotail. This figure is adapted from Dewey *et al.* [2020].

In planetary magnetospheres, the substorm current wedge is another important source for field-aligned currents. Similar to Region-1 field-aligned currents, the substorm current wedge is expected to close via Mercury's core. This current wedge, schematically shown in **Figure 24**, forms during magnetospherically active periods. Intense magnetotail reconnection generates fast plasma flows that carry newly-closed magnetic flux tubes (i.e., dipolarizations) planetward. As the flows encounter the planetary dipole field, the increased magnetic pressure brake and deflect the flows. As a result, the magnetic flux carried in the dipolarizations accumulates near Mercury (~700-1,200 km above the planet's nightside surface). The braking and flux pileup produce Alfvén waves that form the substorm current wedge [Sun *et al.*, 2015a; Kepko *et al.*, 2015; Dewey *et al.*, 2020], which can be described as a stable standing Alfvén wave [Glassmeier, 2000]. At an estimated Alfvén speed of ~1,000 km/s, the skin depth of these waves (~750-960 km) is larger than the depth of the regolith/mantle layer (~400 km). Although these waves can reach and be partially reflected by the core, their magnitude damp exponentially. It is unlikely that a single Alfvén wave injection can form a stable substorm current wedge. Rather, the formation of a stable current wedge at Mercury requires a series of dipolarizations as sequential events can supply new Alfvén waves to replace damped ones [Sun *et al.*, 2015a; Dewey *et al.*, 2020].

Asymmetries in Mercury's magnetotail reconnection manifest in the substorm current wedge. Dewey *et al.* [2020] examined statistical signatures of magnetic flux pileup associated with

dipolarizations in the near magnetotail. Pileup is more commonly observed post-midnight while the average pileup strength is stronger pre-midnight. *Dewey et al.* [2020] interpret this signature as being related to Mercury's magnetotail asymmetry in dipolarizations: the more frequent post-midnight dipolarizations initiate pileup on the dawnside of the magnetotail, and after sufficient accumulation, the pileup region can expand duskward. The substorm current wedge at Mercury is therefore expected to form post-midnight and expand duskward, opposite to that at Earth.

Table 4. *The intensity of the field-aligned currents in substorm current wedge and the height-integrated electrical conductance at Mercury from different studies*

Studies	Intensity of SCW	Height-Integrated Electrical Conductance	How to estimate
<i>Sun et al.</i> [2015b]	~ 60 kA	~ 1 S ^a	Dissipation of magnetic energy
<i>Poh et al.</i> [2017a]	~ 11 kA	~ 1.2 S	Flux Pileup
<i>Dewey et al.</i> [2020]	~ 14.6 ± 5.0 kA	~ 0.8 ± 0.4 S	Dipolarization related Flux Pileup

^a, *Anderson et al.* [2014]

Several studies have estimated the intensity of Mercury's substorm current wedge as summarized in **Table 4**. *Sun et al.* [2015b] examined several individual substorms and estimated a current wedge intensity of ~60 kA by applying the ~1 S conductance [*Anderson et al.*, 2014] to the magnetic energy dissipated during each of those substorm expansion phases. *Poh et al.* [2017a] examined a subset of central plasma sheet crossings (see Chapter 4.2) and applied a line-current model to a local statistical enhancement in the magnetic field near midnight. They found the enhancement is consistent with a substorm current wedge of ~11 kA and a closure conductance of ~1.2 S. *Dewey et al.* [2020] the near-planet braking and flux pileup of dipolarizations to estimate a current wedge intensity of ~14.6 kA and a closure conductance of ~0.8 S. *Poh et al.* [2017a] and *Dewey et al.* [2020] obtained similar estimates but both find intensities much weaker than *Sun et al.* [2015b]. The discrepancy may be due to sample size; *Sun et al.* [2015b] investigated a small subset of the most intense substorms. Additionally, *Dewey et al.* [2020] suggest that a portion of dipolarizations may reach the planet's nightside surface. Such events would not contribute to flux pileup. *Sun et al.* [2015b] assumed that all dipolarizations would brake before reaching Mercury's surface, which would overestimate of typical substorm current wedge intensities.

4.5. Open Questions Regarding Plasma Sheet Dynamics

MESSENGER returned a rich set of measurements that has equipped the community to investigate the dynamics and dawn-dusk asymmetries of Mercury's magnetotail. However, open questions on the origin, character, and extent of these dynamics and asymmetries remain to be answered.

First, the origin of Mercury's post-midnight bias in magnetotail reconnection remains unresolved. Numerical simulations [e.g., *Chen et al.*, 2019b; *Liu et al.*, 2019] have reproduced this dawn-dusk asymmetry and proposed hypotheses related to Hall effects. However, the precise mechanisms that produce the asymmetry differ. While both simulations are consistent with published MESSENGER observations, further comparison with observations is desired to refine the origin of this cross-tail reconnection asymmetry and its difference from Earth. Related to the dawn-dusk differences, the typical cross-tail width of reconnection sites in the magnetotail remains under debate. While *Dewey et al.* [2020] find the widths are small ($\sim 0.3 R_M$), *Smith et al.* [2018a] identify a much greater extent ($\sim 2 R_M$). MESSENGER's polar orbit limits the extent to which it can constrain cross-tail widths of individual structures: numerical simulations will prove particularly valuable in characterizing Mercury's magnetotail reconnection sites.

Second, the frequency and character of Mercury's substorm current wedge warrant further study. While recent studies have demonstrated that a substorm current wedge can form in Mercury's magnetotail, the frequency and duration of the structure remain unknown. Based on the number and frequency of observed dipolarizations, *Dewey et al.* [2020] estimate $\sim 6\%$ of MESSENGER plasma sheet crossings could form a current wedge. This fraction is a lower bound since multiple magnetotail reconnection sites could produce dipolarization that would not be observed by a single spacecraft. As discussed in Chapter 4.4, the intensity of the substorm current wedge is also underdetermined. The difference in estimates from *Sun et al.* [2015b] compared to *Poh et al.* [2017a] and *Dewey et al.* [2020] demonstrates that the intensity of such a current structure may span an order of magnitude depending on the driving of the system. Additionally, while *Dewey et al.* [2020] provide a detailed estimation of substorm current wedge formation, several details deserve further attention. Such details include the mechanism and threshold for duskward magnetic flux pileup expansion.

Third, mass entry and transport in the plasma sheet for different ion species would benefit from further refinement. Theoretical and numerical studies [e.g., *Delcourt*, 2013] have advanced our understanding of dawn-dusk distributions of some ion species. However, the different mechanisms of mass entry and their relative contributions have not been quantified. For example, protons dominate the plasma sheet by number density and several mechanisms have been evoked to describe their average dawn-dusk distributions. *Zhao et al.* [2020] suggest entry from the low latitude boundary layer produce the enhancement of warm flux near the

magnetotail flanks while the dawnside preference in magnetic reconnection controls the dawnside enhancement in thermal flux. The efficiencies and precise details of these mechanisms deserve further attention, particularly as they relate to the proton distributions in the magnetosheath and plasma mantle [Jasinski *et al.*, 2017]. Energization (see Chapter 5), transport [e.g., Poh *et al.*, 2018], and loss of plasma in the plasma sheet represent additional open topics to connect entry mechanisms to the observed magnetotail distributions in proton density and temperature.

Finally, the statistical nature of analyzing dawn-dusk asymmetries from MESSENGER observations alone introduces difficulties in understanding how these cross-tail trends depend on solar wind driving and Mercury's eccentric orbit.

- i) Mercury's cross-tail trends are expected to depend on upstream solar wind driving [Sun *et al.*, 2017; Chen *et al.*, 2019b]. However, MESSENGER's elliptic orbit introduces long delays between plasma sheet crossings and solar wind observations. The nearest magnetopause crossing is ~ 1 -2 hrs from the spacecraft's pass through the plasma sheet, during which solar wind and interplanetary magnetic field conditions are expected to change [James *et al.*, 2017]. These long delays prevent accurate pairing of MESSENGER magnetotail observations and external driving conditions. Some studies [e.g., Sun *et al.*, 2017] have used proxies within the magnetosphere to infer magnetospheric activity levels and mitigate this limitation. The dependence of cross-tail trends on upstream conditions deserves further dedicated attention.
- ii) It is unknown if Mercury's orbit about the Sun influences dawn-dusk asymmetries in the magnetotail. MESSENGER's orbital plane is fixed in inertial space such that the spacecraft samples different local times of the magnetosphere as Mercury's position changes with respect to the Sun. As a result, the local time of MESSENGER observations is fixed to Mercury's orbital position. For example, MESSENGER's orbit always samples the dawn-dusk terminator at perihelion. Mercury possesses the most eccentric planetary orbit within the solar system over which mean solar wind conditions change substantially (see Chapter 1). Without correcting for seasonal effects in MESSENGER observations, examining cross-tail properties convolutes seasonal trends, seasonal coverage, and dawn-dusk asymmetries. Some studies [e.g., Korth *et al.*, 2014a] have made assumptions on seasonal effects (e.g., in proton density) to mitigate these uncertainties, however, such effects and their influence on dawn-dusk asymmetries remain observationally unconstrained.

5. Particle Energization in Mercury's Magnetosphere

In this chapter, particle energization by various processes in Mercury's magnetosphere is summarized in the context of comparison with other magnetospheres in the solar system. Compared to that of other planets, Mercury has a relatively small magnetosphere, thus, the temporal and spatial scale of the electric and magnetic field variations and those of plasma motion can be comparable. Under such circumstances, plasma motion and field variation strongly affect each other resulting in the possible non-adiabatic energization of plasmas that leads to significant plasma heating [e.g., *Delcourt et al.*, 2002; 2007; 2017]; [*Zelenyi et al.*, 2007]. In the following subchapters, we focus on different possible mechanisms of particle energization expected in Mercury's magnetosphere.

5.1. Kelvin-Helmholtz (K-H) Waves Energizations

The Kelvin-Helmholtz (K-H) instability is known as an important process to let solar wind plasma penetrate into the magnetosphere when the IMF is parallel to the planet's magnetosphere. The K-H waves have been observed by various spacecraft at Earth [e.g., *Hasegawa et al.*, 2004; *Hwang et al.*, 2011; *Yan et al.*, 2014] and by Cassini at Saturn [*Burkholder et al.*, 2020]. At Mercury, MESSENGER had detected the K-H vortices several times in the magnetospheric flanks [*Slavin et al.*, 2008; *Sundberg et al.*, 2011; 2012; *Liljeblad et al.*, 2014; *Gershman et al.*, 2015]. In general, the rolled up K-H vortex leads to the transport of mass, momentum thus mixing of two adjacent plasmas, and the magnetic reconnection inside the vortex which also enhances the plasma mixing [e.g., *Nykyri & Otto*, 2001; *Eriksson et al.*, 2016]. At Earth, the ion heating are discussed by several authors [e.g., *Nykyri et al.*, 2006; *Moore et al.*, 2017; *Masson & Nykyri*, 2018], the particle energization associated with the K-H instability is mainly caused by the secondary mechanisms such as magnetic reconnection itself, ion scale waves [*Moore et al.*, 2017], kinetic Alfvén waves [*Johnson & Cheng*, 1997, 2001], and fast magnetosonic waves [*Moore et al.*, 2016, 2017]. At Saturn, *Delamere et al.* [2018] discussed that the magnetic fluctuations resulted due to the growth of the K-H instability are turbulent and thus proton heating is expected.

In the magnetospheric flanks of Mercury, similar mechanisms of particle energization are expected. However, because of the limited particle instrument onboard MESSENGER, the ion heating associated with the secondary mechanisms of the K-H instability cannot be discussed in detail, i.e., the expected magnetic reconnection inside the vortex has a thinner current sheet compared to that at the dayside magnetopause meaning they have a very short time interval, thus the ion heating cannot be addressed by using the data from the FIPS with the time resolution of ~

10 sec. Particle energization associated with the secondary mechanisms during the development of the K-H instability will be necessary discussed by the kinetic modeling and the new data from BepiColombo mission in the future. On the other hand, because of the relatively small Mercury's magnetosphere, the temporal and spatial field variation during the development of the K-H instability could be comparable to those of plasma motion. The estimated wavelength of the K-H waves observed by MESSENGER is about $1.5 R_M$ (Mercury radius, 2440 km) [Gershman *et al.*, 2015], and the heavy ions of planetary origin such as Na^+ observed in the vicinity of the K-H waves have a few keV of energy, meaning that particles have about a few hundreds of kilometers of gyro radius. In that case, particles can possibly experience the sudden variation of the electric field, so-called E-burst, in one gyro motion.

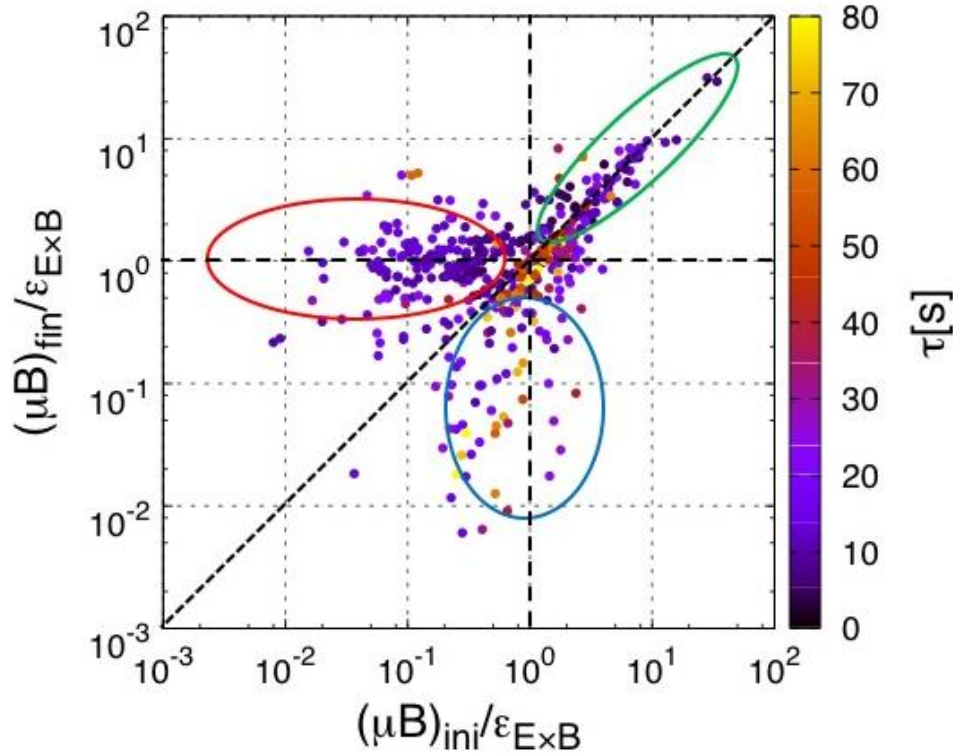


Figure 25. Energization of planetary ions associated with K-H instability. Final perpendicular energy, $(\mu B)_{fin}$, normalized to the maximum $\vec{E} \times \vec{B}$ drift energy ($\epsilon_{E \times B}$) of Na^+ ions as a function of normalized initial perpendicular energy, $(\mu B)_{ini} / \epsilon_{E \times B}$. The magnetic moment μ is the perpendicular energy of particles divided by magnetic field intensity (B). The time scale of the corresponding E burst is coded according to the color scale at right. Figure is adapted from Aizawa *et al.* [2018].

Aizawa *et al.* [2018] conducted the particle tracing technique in the field obtained by ideal MHD simulations and found that the electric variation during the development of K-H instability at

Mercury can non-adiabatically energize planetary ions. Its energization depends on the direction of particle motion and the electric field that particle experience during one gyromotion, and the energy particle can gain is controlled by the energy field has, that is, the $\vec{E} \times \vec{B}$ drift speed (see [Figure 25](#)), i.e., if particle motion and electric vector point the same direction and particle has relatively small energy compared to the field that particle passes through, its gyro motion is modified and the particle gains a large energy (encircled by red in [Figure 25](#)), however if particle is moving against the electric field and has comparable energy as the field has, particle can be decelerated (encircled by blue). Then as the last brunch if particle has enough energy compared to the $\vec{E} \times \vec{B}$ field, particle does not gain energy (encircled by green).

Aizawa et al. [2020a] conducted a statistical analysis as extensive work of *Aizawa et al.* [2018] to understand the particle energization and transport on both dawn and dusk configurations. They found that particle energization occurs on both dawn and dusk under both north and southward IMF, but transport is more likely controlled by the convection electric field in the magnetosheath. For example, when the K-H instability is equally present on both dawn and dusk under the northward IMF, particles get more energized and well transported across the magnetopause on the dawn while less energization and transport of plasmas are observed on the dusk. Those non-adiabatically energized ion can be expected to sputter the surface and produce secondary particles from the exosphere and surface. On a contrary to the simulation studies, *Aizawa et al.* [2020b] analyzed the particle data obtained by FIPS instrument. They focused on the sodium ion group and compare the phase space density distribution with the path without the K-H waves. Although there are some instrumental constrains such as the limited field of view and energy range, there is a significant differences on the phase space distribution between K-H and non K-H events when spacecraft is inside the magnetosphere adjacent to the region K-H waves observed. The different distribution indicates that the planetary ions are likely decelerated when K-H waves present. The region MESSENGER frequently observed K-H waves is dusk-nightside magnetopause where FIPS detected the population of sodium ions with a few keV [*Raines et al.*, 2011; *Zurbuchen et al.*, 2011]. According to the mechanisms that *Aizawa et al.* [2018] suggested, here what they see is the most populated ions that have enough energy compared to the $\vec{E} \times \vec{B}$ energy, and moving against the electric field, corresponding to the circled group by blue in [Figure 25](#).

5.2. Dipolarization Fronts and Flux Rope Energization

The dipolarization fronts are also key phenomena to lead particle energization in the magnetotail. Its formation have been discussed, and several mechanisms have been suggested, i.e., the flow braking [e.g., *Shiokawa et al.*, 1997; *Birn et al.*, 2011; *Fu et al.*, 2011; *Pan et al.*, 2016], the transient magnetic reconnection [e.g., *Sitnov et al.*, 2009; *Fu et al.*, 2013], instabilities [e.g.,

Pritchett & Coroniti, 2010; Runov et al., 2012; Pritchett & Coroniti, 2013; Pan et al., 2018]. At Earth, previous studies using both simulations and observations have revealed that both ions and

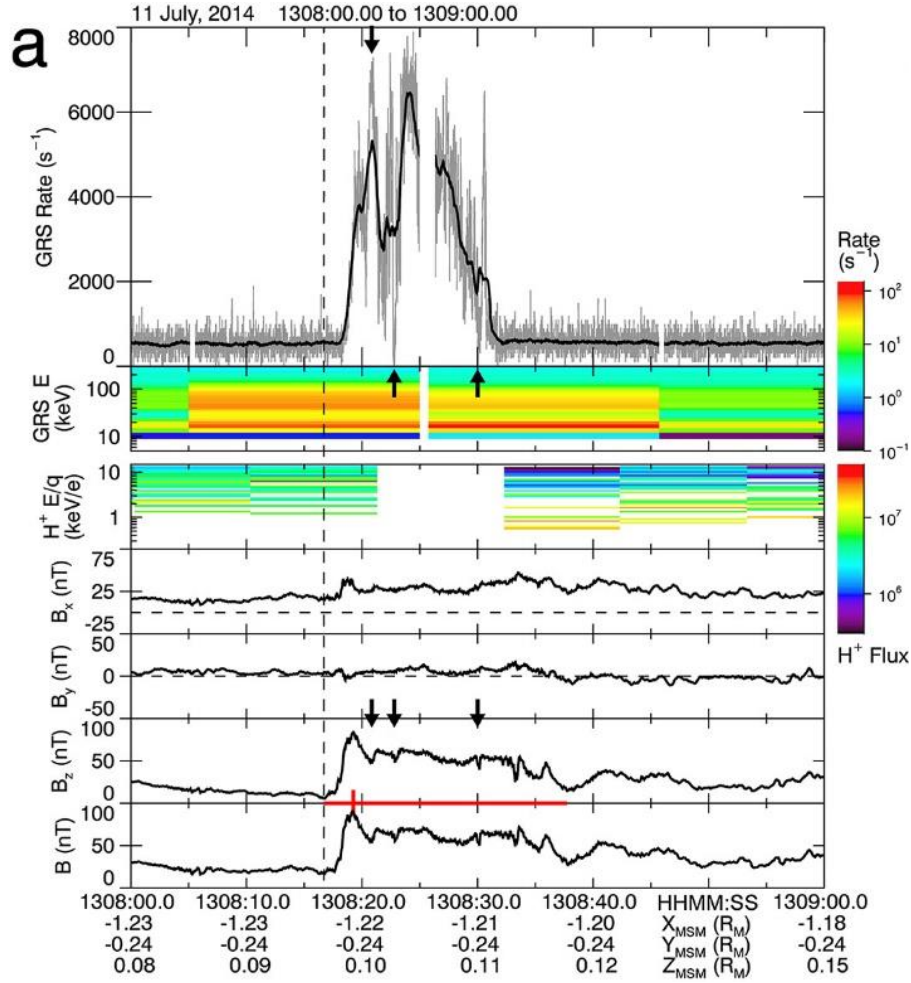


Figure 26. A dipolarization associated with several energetic electron injections. Each panel from top to bottom: GRS count rate; GRS accumulated spectra; FIPS H^+ spectrum; magnetic field X component (B_x); B_y ; B_z ; and magnetic field intensity (B). This figure is adapted from Dewey et al. [2017].

electrons are significantly accelerated during this magnetospheric activity (see Fu et al. [2020] and references there in). Particle acceleration in Earth's magnetotail contains both adiabatic (Fermi and betatron) and non-adiabatic (wave-particle interaction, resonance) acceleration. Moreover, the flux ropes also could energize the particles by reflecting particles between the two ends inside the rope, i.e., Fermi-like acceleration, either by the reconnecting electric field [see, Drake et al., 2006] or by the contracting of flux ropes [e.g., Dahlin et al., 2014; Sun et al., 2019]. The planetward, i.e., Earthward, traveling flux ropes would interact with the dipole magnetic

field and re-reconnect [e.g., *Slavin et al.*, 2003; *Lu et al.*, 2015; *Poh et al.*, 2019], which may also energize particles. At Jupiter which has the larger magnetosphere, a recent observation by Juno shows the flux increase and its acceleration is likely due to the adiabatic acceleration [*Artemyev et al.*, 2020].

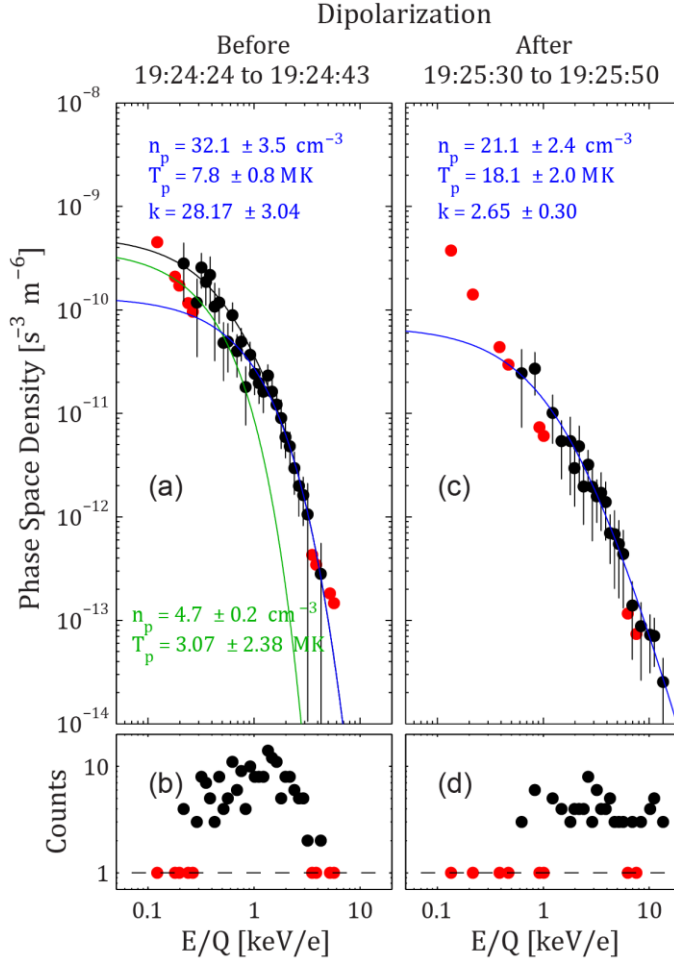


Figure 27. Proton phase space density (PSD) and counts versus E/Q before and after a dipolarization on 1 July 2011 during a plasma sheet crossing. Red dots in each figure represent the measurements with only one proton count. Blue lines are Kappa distributions fit to the hot plasma components. Green lines are Maxwellian fits to the cold components. The black line in panel (a) is the sum of blue and green lines. Figure is adapted from Sun et al. [2017].

On the other hand, at Mercury which has a smaller magnetosphere, data from Mariner-10 first revealed that energetic electron bursts associated with the dipolarization events [*Eraker & Simpson*, 1986; *Christon*, 1987]. In MESSENGER era, the Energetic particle spectrometer (EPS), the X-ray spectrometer, and the Gamma-ray and neutron spectrometer (GRNS) onboard MESSENGER have been used to identify the energetic electrons, and the Fast Imaging Plasma

Spectrometer (FIPS) has been used to examine the ion properties. *Baker et al.* [2016] firstly reported the energetic electron injections in conjunction with the magnetic field dipolarization using GRNS, then *Dewey et al.* [2017] identified 538 dipolarizations with energetic electron injections and conducted the statistical analysis (See [Figure 26](#) for dipolarization related energetic electrons). Their results suggest electrons are likely energized by betatron or Fermi acceleration and those are not directly accelerated by the magnetic reconnection but dipolarization. The ion heating during the dipolarization at Mercury has also been investigated by *Sun et al.* [2017], *Dewey et al.* [2017] and then a comparative study with Earth case is conducted by *Sun et al.* [2018]. *Sun et al.* [2017] reported that proton suprathermal flux and temperature in the plasma sheet are attributed to the different levels of the magnetospheric activity, i.e., the different thickness of the current sheet. The ion properties before and after the dipolarization are fitted by Maxwellian and kappa distribution, and they found that the thermal protons are energized to suprathermal appeared as significant kappa value in the distribution (see [Figure 27](#)). Proton temperature increases are also observed accompanying the dipolarization. However, the statistical analysis conducted by *Dewey et al.* [2017] showed that the typical temperature of thermal proton in dipolarization events is 38.0 MK compared to the 35.2 MK of ambient thermal plasma. This acceleration seems to be betatron acceleration and they find that the average factor of plasma heating is about 1.1 at Mercury while 1.3 at Earth. Two cases shown in *Sun et al.* [2017] indicated a significant acceleration of protons, the heating factor of 2, are extreme cases.

Since the time scale of dipolarizations observed in Mercury's magnetotail is about 5 to 10 sec, which is comparable with the gyroperiod of proton in the vicinity, the particle acceleration is expected to be non-adiabatic [*Delcourt et al.*, 2007]. *Sun et al.* [2018] made a comparative study of the properties during the magnetic dipolarization at Earth and Mercury. The ion density in the plasma sheet is an order of magnitude higher at Mercury ($\sim 3 - 10 \text{ cm}^{-3}$) than at Earth ($\sim 0.1 - 0.6 \text{ cm}^{-3}$), the temperature is several times lower at Mercury ($\sim 1\text{-}5 \text{ keV}$) than at Earth ($\sim 3 - 10 \text{ keV}$). The kappa value at Mercury has broader range (~ 2 to ~ 60) than at Earth (~ 5 to ~ 20), and its changes during the dipolarization at Earth are smaller ($< 20\%$) than those at Mercury ($> 60\%$). This large variation of kappa value at Mercury indicates energy-dependent energy increments while small kappa variation at Earth indicating betatron acceleration under the conservation of the magnetic moment. To have the energy-dependent energy increments, two possible mechanisms are discussed, the first one is the non-adiabatic cross-tail particle motion associated with thin current sheet, and the other one is the wave-particle interaction.

Although particle acceleration, especially electron acceleration, directly by magnetic reconnection, has not been well investigated in Mercury's magnetosphere, which is due to the measurement limitation as discussed above, a few simulations have suggested that the turbulent plasmoid reconnection can effectively accelerate electrons and form the power-law spectra [*Büchner et al.*, 2018; *Zhou et al.*, 2018]. They further pointed out that the accelerations occurred

around the reconnecting X-line. MESSENGER observations of high frequent flux ropes in the magnetotail [e.g., *Sun et al.*, 2016; 2020b; *Zhong et al.*, 2020a], and on the magnetopause [e.g., *Slavin et al.*, 2012b; 2014; *Sun et al.*, 2020b] support the idea of plasmoid reconnection. However, how efficient are they in energize particles desire further studies.

5.3. Ion Cross-Tail Energization

Particle energization without any magnetospheric activities (e.g., dipolarization, magnetic reconnections) in the magnetotail is also possible (so called cross-tail particle motion). When the curvature radius of the magnetic field is comparable to the gyro radius, non-adiabatic can occur as a result of the impulsive centrifugal forces. Its magnetic moment changes are organized according to the three-branch pattern [*Delcourt & Martin Jr*, 1994]. In that regime, acceleration or non-adiabatic motion causes several interesting phenomena related to the ion dynamics and plasma environment. For example, *Ashour-Abdalla et al.* [1993] reported that enhanced trapping with large energy gain during the large drift motion toward the duskside. The phase bunching can be also caused and results in leading to the development of the thin current sheet [e.g., *Delcourt et al.*, 1995; 1996a; 1996b]. In addition, the aurora consequence of ion precipitation, energy-dispersed ion structures, and plasma sheet activities have been reported at Earth [*West Jr et al.*, 1978b, 1978a; *Wagner et al.*, 1979; *Lyons & Speiser*, 1982; *Ashour-Abdalla et al.*, 1991; 1992; *Keiling et al.*, 2004]. Large magnetic moment indicates the mirror point changes suggesting that non-adiabatic motion causes the ion precipitation.

At Mercury, *Delcourt et al.* [2003] examined the circulation of heavy ions of planetary origin within Mercury's magnetosphere using a simple particle tracing technique and made a statistical map of ion distribution (see **Figure 28**). In their calculation, sodium ions from the exosphere can be non-adiabatically accelerated and moving towards the dusk magnetopause [see also, *Ip*, 1987]. Because of the large gyro radii, those particles cannot achieve the drifting motion around the planet and hit the dusk magnetopause. On the other hand, protons are not non-adiabatically energized due to their small gyro radii. Because of the electric field existing in the magnetotail, ions are moving from dawn to dusk resulting in the asymmetry in the distribution of sodium ions, which is consistent with MESSENGER observation [*Zurbuchen et al.*, 2011; *Raines et al.*, 2013; *Gershman et al.*, 2014]. *Poh et al.* [2018] have examined the transport of mass and energy in Mercury's plasma sheet and found the average polytropic index is 0.687, which is lower than the predicted value (5/3) meaning the adiabatic behavior, indicating that particles are non-adiabatically behaving. Interestingly, the polytropic index with magnetospheric activities shows a lower value (~ 0.58) as expected, however, even without magnetospheric activities, the average polytropic index indicates that plasma behavior in the plasma sheet is non-adiabatic.

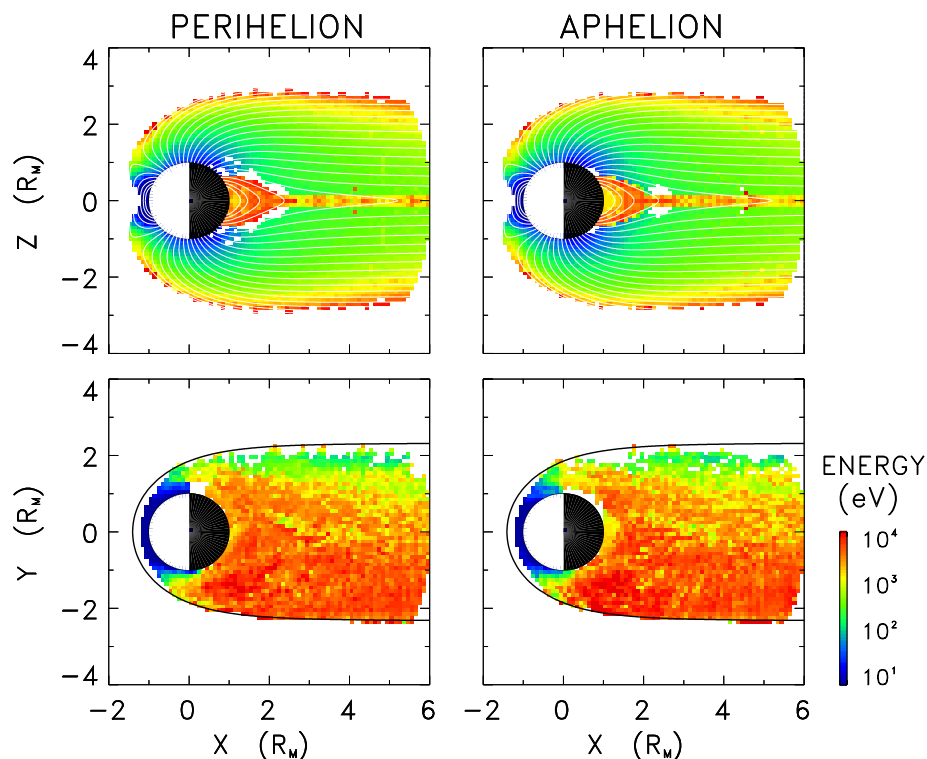


Figure 28. Modeled energy of Na ions at (left) perihelion and (right) aphelion. Top and bottom panels show cross sections in the noon-midnight plane and the equatorial plane, respectively. Figure is adapted from Delcourt et al. [2003].

5.4. Open Questions Regarding the Particle Accelerations

The four years of MESSENGER observation brought a wealth of information on the plasma environment and magnetospheric activity at Mercury. In terms of the particle acceleration within Mercury's magnetosphere, combining with simulations, it is now well known that many features observed are understandable with analogies at Earth but with a different scale. However, due to the mission and instrument constraints, some information is still missing. For example, non-adiabatic energization of ions with a few eV has not yet been confirmed due to the mission constraints. And also, the wave-particle interactions in Mercury's magnetosphere has not yet been revealed.

This chapter has reviewed the particle energizations in large-scale, including the K-H vortices, dipolarization fronts and cross-tail energization. We know that the K-H waves is an essential source for the ultra-low frequency (ULF) waves. The ULF waves can be a means of energy transport [Dungey & Southwood, 1970; Pu & Kivelson, 1983; Glassmeier et al., 2004], and the ULF wave can energize particles through wave-particle interactions. A better understanding of

the ULF waves can result in a better understanding of the transfer of energy and momentum in planetary magnetospheres. The ULF waves have been frequently observed on Mercury's dayside magnetosphere, such those possibly initiated by the K-H waves [Liljeblad *et al.*, 2016; Liljeblad & Karlsson, 2017], particle anisotropy [e.g., Schriver *et al.*, 2011; Boardsen *et al.*, 2015], and magnetic structures in the plasma sheet [Sun *et al.*, 2015a]. Those observations are limited to single-point magnetic field measurement. Moreover, the ULF waves can be initiated by many processes from the studies in Earth's magnetosphere, such as, the variations in the solar wind dynamic pressure, including the interplanetary shocks [e.g., Kepko *et al.*, 2002; Zong *et al.*, 2007], and the high speed plasma flows or the magnetic structures that are accompanied by pressure variations [Keiling *et al.*, 2014]. Another important source of the ULF waves are the ion cyclotron waves (ICWs). For the case at Mercury, the newly ionized O^+ or Na^+ can be picked up by the convection electric field and generate ICWs, though a survey of Mariner 10 magnetic field measurements does not show evidence of Na^+ ICWs in Mercury's magnetosphere [Boardsen & Slavin, 2007], since Mariner 10 crossed Mercury's magnetosphere quickly, which would only include a few Na^+ cyclotron periods.

Most of the above sources were not confirmed in Mercury's magnetosphere. Furthermore, the scale of Mercury's magnetosphere is only a few thousand kilometers, which is comparable to wavelength of several types of ULF waves, and Mercury only has a tenuous exosphere with a very low conductivity, which both can influence the propagation and dissipation of ULF waves in Mercury's magnetosphere. Although some MESSENGER observations [James *et al.*, 2019] and simulations [Kim *et al.*, 2016] have suggested the existence of field-line resonance in Mercury's magnetosphere, whether, or how large portion of the plasma waves were reflected or absorbed near Mercury's surface are still an attracting question to study.

Moreover, the very low frequency (VLF) waves are also lacking studies in Mercury's magnetosphere. The VLF waves are shown to be closely related to the energetic electrons (from tens of keV to MeV). For example, the chorus waves, whose frequency is between the lower hybrid frequency and the electron cyclotron frequency, have not been investigated in Mercury's magnetosphere. The chorus waves are widely observed the planetary magnetosphere, such as Earth [Tsurutani & Smith, 1974; Burtis & Helliwell, 1976; Tao *et al.*, 2020], Saturn [Gurnett *et al.*, 1981], and Jupiter [Menietti *et al.*, 2012]. The chorus waves can significantly influence the electron dynamics. The chorus waves can accelerate electrons from tens of keV to hundreds of keV, and even to MeV [e.g., Horne and Thorne, 1998; Thorne *et al.*, 2013]. On the other hand, the chorus waves can scatter the pitch angles of low energy electrons (hundreds eV to keVs). Electron would be scattered into loss cone and precipitate into the upper atmosphere [Thorne *et al.*, 2010; Kasahara *et al.*, 2018].

6. Future BepiColombo Opportunities

The BepiColombo project is a joint mission between ESA and JAXA currently *en route* to Mercury [Benkhoff *et al.*, 2010]. The BepiColombo mission was launched on 20 October 2018 and is on an approximately seven year's journey to the planet Mercury. During its journey, BepiColombo is scheduled to perform nine planetary flybys. They has flown by Earth once, Venus once, and will fly by Venus one more time and Mercury sixth. BepiColombo is consist of two spacecraft, which is the Mercury Magnetospheric Orbiter (MMO, also called Mio) [Murakami *et al.*, 2020], and the Mercury Planetary Orbiter (MPO). Both Mio and MPO have groups of dedicated instruments to detect the neutral, plasma, and magnetic field environments at Mercury. Besides that, BepiColombo will enable the simultaneous two-point observations of Mercury's magnetosphere for the first time. At times, one spacecraft measures solar wind conditions upstream of the bow shock and serves as a solar wind monitor for the other inside the magnetosphere. The recently published instrumental papers have made variety of discussions over how the BepiColombo measurements are expected to improve the understanding of the planet Mercury. Here, we briefly discuss how the subjects reviewed in this paper would be benefited from the dual-spacecraft measurements of BepiColombo.

On magnetosphere-planet's surface coupling. MPO/Search for Exosphere Refilling and Emitted Neutral Abundances (SERENA) [Orsini *et al.*, 2021], provide comprehensive measurements of low-energy (\sim eV) and high-energy (up to 5 keV) neutrals and their elemental compositions in the exosphere near the planet. The comprehensive measurements of temperature profile and spatial distribution can help to identify the different releasing processes of exospheric particles and the dynamics of planetary exosphere. MPO/Solar Intensity X-ray and particle Spectrometer (SIXS) [Huovelin *et al.*, 2020] can measure the energetic neutral particles (ENA). Since the high-energy solar wind particles impacting on the surface can eject energetic neutrals out of the surface, the SIXA can monitor the solar wind precipitation on the planet's surface. Mio/Mercury Plasma Particle Experiment (MPPE) [Saito *et al.*, 2010] cover wider energy ranges and can provide three-dimensional velocity distributions of ion species. With MPPE, the dynamics of the ionized particles can be investigated in detail.

On the properties and the drivers of the magnetospheric response modes. First of all, the features and properties of Mercury's magnetosphere under the different magnetospheric modes can be studied with BepiColombo dual-spacecraft. For example, Mio carries comprehensive instruments. Mio/MPPE can provide 3-dimensional measurements of the plasma, and will be able to provide the plasma flow information [Saito *et al.*, 2010]. The convection feature in the

plasma sheet can be investigated and compared among the response modes. Secondly, with a solar wind monitor, the solar wind conditions for the driving of different magnetospheric response modes, including the substorm, the steady magnetospheric convection, and the sawtooth event, can be analyzed. Thirdly, comparative magnetospheres between Mercury and Earth might help to interpret the driving conditions of different magnetospheric modes.

On the dawn-dusk properties of the plasma sheet. The BepiColombo dual-spacecraft measurements will be able to mitigate the limitations of single-point measurement. One spacecraft can measure solar wind conditions while the other spacecraft samples inside the magnetosphere. These upstream solar wind observations will allow for improved aberration and for the analysis of dawn-dusk asymmetries as functions of solar wind forcing. Furthermore, the orbital planes of BepiColombo's spacecraft will be orthogonal to that of MESSENGER. While MESSENGER orbited along the terminators at perihelion, the two BepiColombo spacecraft will orbit noon-midnight, increasing the seasonal magnetospheric coverage of in situ measurements at Mercury. With improved understanding of cross-tail asymmetries at Mercury, we can continue to understand which aspects are fundamental to planetary magnetotails.

On the particle energization in Mercury's magnetosphere. The BepiColombo dual-spacecraft will have north-south symmetric orbit and many coordinated observations can be made [Milillo *et al.*, 2020]. The dual-spacecraft can not only provide information on the solar wind to know the external variations, but also might access the spatial and temporal information in Mercury's magnetosphere. The spacecraft Mio and MPO carry a full package of sophisticated instruments to observe fields and plasma environment. Mio/MPPE can provide information of plasma flows, especially the electrons, and the properties of energetic particles. The MPO/SERENA will provide measurements of low-energy neutral atoms and ions and their compositions (up to several keV) [Orsini *et al.*, 2021], which again offers a great opportunity to investigate the particle dynamics of Mercury's magnetosphere and exosphere. At the same time, the spacecraft carry a variety of magnetic field and electric field instruments, including the magnetometer, i.e., MPO/MAG [Glassmeier *et al.*, 2010] and Mio/MGF [Baumjohann *et al.*, 2020]. In particular, Mio/Plasma wave experiment (PWI) will provide the first electric field measurements from DC to 10 MHz [Karlsson *et al.*, 2020; Kasaba *et al.*, 2020], and search coil magnetometers with frequency up to 20 kHz [Yagitani *et al.*, 2020]. With these high frequent magnetic field and electric field measurements, we can understand the electromagnetic field waves and plasma waves in Mercury's magnetosphere better, which will eventually influence the investigations over wave-particle interactions and the energetic particle environment of Mercury.

Acknowledgements

The authors are grateful to editors for the invitation to write this review. W. J. S. thanks Dr. Jim Raines (University of Michigan, Ann Arbor), Dr. Xianzhe Jia (University of Michigan, Ann Arbor), Dr. Gangkai Poh (NASA/GSFC), Mr. Jiu-Tong Zhao (Peking University), Dr. Jun Zhong (Institute of Geology and Geophysics, Chinese Academy of Sciences) and Dr. Yi-Hsin Liu (Dartmouth College) for providing and agreeing for using the high resolution figures in their papers. W. J. S. and J. A. S. were supported by NASA grants NNX16AJ67G and 80NSSC18K1137. S. A. acknowledges the support of CNES for the BepiColombo mission.

Author contributions

In this review, W. J. S. designs the whole project. R. M. D. drafts Chapter four. S. A. drafts Chapter five. W. J. S. drafts Chapter one, Chapter two, Chapter three. J. H. provides Figures 2 and 3 and write the paragraphs in Chapter 1.1 about the Parker Solar Probe (PSP) and the Wind spacecraft. J. A. S. provides comments and suggestions on the structure of the paper. All authors discussed and improved the manuscript.

References

Uncategorized References

- Aizawa, S., Delcourt, D., & Terada, N. (2018). Sodium Ion Dynamics in the Magnetospheric Flanks of Mercury. *Geophysical Research Letters*, 45(2), 595-601.
- Aizawa, S., Delcourt, D., Terada, N., & André, N. (2020a). Statistical study of non-adiabatic energization and transport in Kelvin-Helmholtz vortices at mercury. *Planetary and Space Science*, 193, 105079.
- Aizawa, S., Raines, J. M., Delcourt, D., Terada, N., & André, N. (2020b). MESSENGER Observations of Planetary Ion Characteristics in the Vicinity of Kelvin-Helmholtz Vortices at Mercury. *Journal of Geophysical Research: Space Physics*, 125(10), e2020JA027871.
- Akasofu, S. I. (1964). The development of the auroral substorm. *Planetary and Space Science*, 12(4), 273-282.
- Akasofu, S. I. (1981). Energy coupling between the solar wind and the magnetosphere. *Space Science Reviews*, 28(2), 121-190.
- Akhavan-Tafti, M., Palmroth, M., Slavin, J. A., Battarbee, M., Ganse, U., Grandin, M., Le, G., Gershman, D. J., Eastwood, J. P., & Stawarz, J. E. (2020). Comparative Analysis of the Vlasiator Simulations and MMS Observations of Multiple X-Line Reconnection and Flux Transfer Events. *Journal of Geophysical Research: Space Physics*, 125(7), e2019JA027410.
- Alfè, D., Gillan, M. J., & Price, G. D. (2007). Temperature and composition of the Earth's core. *Contemporary Physics*, 48(2), 63-80.
- Anderson, B. J., Acuña, M. H., Korth, H., Slavin, J. A., Uno, H., Johnson, C. L., Purucker, M. E., Solomon, S. C., Raines, J. M., Zurbuchen, T. H., et al. (2010). The Magnetic Field of Mercury. *Space Science Reviews*, 152(1), 307-339.
- Anderson, B. J., Acuña, M. H., Lohr, D. A., Scheifele, J., Raval, A., Korth, H., & Slavin, J. A. (2007). The Magnetometer Instrument on MESSENGER. *Space Science Reviews*, 131(1), 417-450.

- Anderson, B. J., Johnson, C. L., Korth, H., Slavin, J. A., Winslow, R. M., Phillips, R. J., McNutt Jr., R. L., & Solomon, S. C. (2014). Steady-state field-aligned currents at Mercury. *Geophysical Research Letters*, 41(21), 7444-7452.
- Anderson, B. J., Johnson, C. L., Korth, H., Winslow, R. M., Borovsky, J. E., Purucker, M. E., Slavin, J. A., Solomon, S. C., Zuber, M. T., & McNutt Jr., R. L. (2012). Low-degree structure in Mercury's planetary magnetic field. *Journal of Geophysical Research: Planets*, 117(E12).
- Andrews, G. B., Zurbuchen, T. H., Mauk, B. H., Malcom, H., Fisk, L. A., Gloeckler, G., Ho, G. C., Kelley, J. S., Koehn, P. L., LeFevre, T. W., et al. (2007). The Energetic Particle and Plasma Spectrometer Instrument on the MESSENGER Spacecraft. *Space Science Reviews*, 131(1), 523-556.
- Artemyev, A. V., Clark, G., Mauk, B., Vogt, M. F., & Zhang, X. J. (2020). Juno Observations of Heavy Ion Energization During Transient Dipolarizations in Jupiter Magnetotail. *Journal of Geophysical Research: Space Physics*, 125(5), e2020JA027933.
- Artemyev, A. V., Petrukovich, A. A., Nakamura, R., & Zelenyi, L. M. (2011). Cluster statistics of thin current sheets in the Earth magnetotail: Specifics of the dawn flank, proton temperature profiles and electrostatic effects. *Journal of Geophysical Research: Space Physics*, 116(A9).
- Ashour-Abdalla, M., Berchem, J., Büchner, J., & Zelenyi, L. M. (1991). Large and small scale structures in the plasma sheet: A signature of chaotic motion and resonance effects. *Geophysical Research Letters*, 18(8), 1603-1606.
- Ashour-Abdalla, M., Berchem, J. P., Büchner, J., & Zelenyi, L. M. (1993). Shaping of the magnetotail from the mantle: Global and local structuring. *Journal of Geophysical Research: Space Physics*, 98(A4), 5651-5676.
- Ashour-Abdalla, M., Zelenyi, L. M., Bosqued, J.-M., Perroomian, V., Wang, Z., Schriver, D., & Richard, R. L. (1992). The formation of the wall region: Consequences in the near Earth magnetotail. *Geophysical Research Letters*, 19(17), 1739-1742.
- Badman, S. V., & Cowley, S. W. H. (2007). Significance of Dungey-cycle flows in Jupiter's and Saturn's magnetospheres, and their identification on closed equatorial field lines. *Ann. Geophys.*, 25(4), 941-951.
- Badman, S. V., Jackman, C. M., Nichols, J. D., Clarke, J. T., & Gérard, J.-C. (2014). Open flux in Saturn's magnetosphere. *Icarus*, 231, 137-145.
- Baker, D. N., Dewey, R. M., Lawrence, D. J., Goldsten, J. O., Peplowski, P. N., Korth, H., Slavin, J. A., Krimigis, S. M., Anderson, B. J., Ho, G. C., et al. (2016). Intense energetic electron flux enhancements in Mercury's magnetosphere: An integrated view with high-resolution observations from MESSENGER. *Journal of Geophysical Research: Space Physics*, 121(3), 2171-2184.
- Bale, S. D., Goetz, K., Harvey, P. R., Turin, P., Bonnell, J. W., Dudok de Wit, T., Ergun, R. E., MacDowall, R. J., Pulupa, M., Andre, M., et al. (2016). The FIELDS Instrument Suite for Solar Probe Plus. *Space Science Reviews*, 204(1), 49-82.
- Baumjohann, W., & Haerendel, G. (1985). Magnetospheric convection observed between 0600 and 2100 LT: Solar wind and IMF dependence. *Journal of Geophysical Research: Space Physics*, 90(A7), 6370-6378.
- Baumjohann, W., Matsuoka, A., Narita, Y., Magnes, W., Heyner, D., Glassmeier, K. H., Nakamura, R., Fischer, D., Plaschke, F., Volwerk, M., et al. (2020). The BepiColombo-Mio Magnetometer en Route to Mercury. *Space Science Reviews*, 216(8), 125.
- Benkhoff, J., van Casteren, J., Hayakawa, H., Fujimoto, M., Laakso, H., Novara, M., Ferri, P., Middleton, H. R., & Ziethe, R. (2010). BepiColombo—Comprehensive exploration of Mercury: Mission overview and science goals. *Planetary and Space Science*, 58(1), 2-20.
- Benninghoven, A. (1975). Developments in secondary ion mass spectroscopy and applications to surface studies. *Surface Science*, 53(1), 596-625.
- Bida, T. A., Killen, R. M., & Morgan, T. H. (2000). Discovery of calcium in Mercury's atmosphere. *Nature*, 404(6774), 159-161.
- Birn, J., Nakamura, R., Panov, E. V., & Hesse, M. (2011). Bursty bulk flows and dipolarization in MHD simulations of magnetotail reconnection. *Journal of Geophysical Research: Space Physics*, 116(A1).
- Biskamp, D., & Welter, H. (1980). Coalescence of Magnetic Islands. *Physical Review Letters*, 44(16), 1069-1072.
- Boardsen, S. A., Kim, E.-H., Raines, J. M., Slavin, J. A., Gershman, D. J., Anderson, B. J., Korth, H., Sundberg, T., Schriver, D., & Travnicek, P. (2015). Interpreting ~1 Hz magnetic compressional waves in Mercury's inner magnetosphere in terms of propagating ion-Bernstein waves. *Journal of Geophysical Research: Space Physics*, 120(6), 4213-4228.
- Boardsen, S. A., & Slavin, J. A. (2007). Search for pick-up ion generated Na⁺ cyclotron waves at Mercury. *Geophysical Research Letters*, 34(22).

- Boyle, C. B., Reiff, P. H., & Hairston, M. R. (1997). Empirical polar cap potentials. *Journal of Geophysical Research: Space Physics*, 102(A1), 111-125.
- Brambles, O. J., Lotko, W., Zhang, B., Wiltberger, M., Lyon, J., & Strangeway, R. J. (2011). Magnetosphere Sawtooth Oscillations Induced by Ionospheric Outflow. *Science*, 332(6034), 1183.
- Broadfoot, A. L., Shemansky, D. E., & Kumar, S. (1976). Mariner 10: Mercury atmosphere. *Geophysical Research Letters*, 3(10), 577-580.
- Büchner, J., Kilian, P., Muñoz, P. A., Spanier, F., Widmer, F., Zhou, X., & Jain, N. (2018). Kinetic Simulations of Electron Acceleration at Mercury. In H. Lühr, J. Wicht, S. A. Gilder, & M. Holschneider (Eds.), *Magnetic Fields in the Solar System: Planets, Moons and Solar Wind Interactions* (pp. 201-240). Cham: Springer International Publishing.
- Burch, J. L., Moore, T. E., Torbert, R. B., & Giles, B. L. (2016). Magnetospheric Multiscale Overview and Science Objectives. *Space Science Reviews*, 199(1), 5-21.
- Burkholder, B. L., Delamere, P. A., Johnson, J. R., & Ng, C. S. (2020). Identifying Active Kelvin–Helmholtz Vortices on Saturn's Magnetopause Boundary. *Geophysical Research Letters*, 47(1), e2019GL084206.
- Burlaga, L. F. (2001). Magnetic fields and plasmas in the inner heliosphere: Helios results. *Planetary and Space Science*, 49(14), 1619-1627.
- Burtis, W. J., & Helliwell, R. A. (1976). Magnetospheric chorus: Occurrence patterns and normalized frequency. *Planetary and Space Science*, 24(11), 1007-1024.
- Chen, C., Sun, T. R., Wang, C., Huang, Z. H., Tang, B. B., & Guo, X. C. (2019a). The Effect of Solar Wind Mach Numbers on the Occurrence Rate of Flux Transfer Events at the Dayside Magnetopause. *Geophysical Research Letters*, 46(8), 4106-4113.
- Chen, Y., Tóth, G., Jia, X., Slavin, J. A., Sun, W., Markidis, S., Gombosi, T. I., & Raines, J. M. (2019b). Studying Dawn-Dusk Asymmetries of Mercury's Magnetotail Using MHD-EPIC Simulations. *Journal of Geophysical Research: Space Physics*, 124(11), 8954-8973.
- Cheng, A. F., Johnson, R. E., Krimigis, S. M., & Lanzerotti, L. J. (1987). Magnetosphere, exosphere, and surface of mercury. *Icarus*, 71(3), 430-440.
- Cheng, X., Guo, Y., & Ding, M. (2017). Origin and structures of solar eruptions I: Magnetic flux rope. *Science China Earth Sciences*, 60(8), 1383-1407.
- Christensen, U. R. (2006). A deep dynamo generating Mercury's magnetic field. *Nature*, 444(7122), 1056-1058.
- Christon, S. P. (1987). A comparison of the Mercury and Earth magnetospheres: Electron measurements and substorm time scales. *Icarus*, 71(3), 448-471.
- Cooling, B. M. A., Owen, C. J., & Schwartz, S. J. (2001). Role of the magnetosheath flow in determining the motion of open flux tubes. *Journal of Geophysical Research: Space Physics*, 106(A9), 18763-18775.
- Coroniti, F. V., & Kennel, C. F. (1972). Changes in magnetospheric configuration during the substorm growth phase. *Journal of Geophysical Research (1896-1977)*, 77(19), 3361-3370.
- Dahlin, J. T., Drake, J. F., & Swisdak, M. (2014). The mechanisms of electron heating and acceleration during magnetic reconnection. *Physics of Plasmas*, 21(9), 092304.
- Daughton, W., Scudder, J., & Karimabadi, H. (2006). Fully kinetic simulations of undriven magnetic reconnection with open boundary conditions. *Physics of Plasmas*, 13(7), 072101.
- Delamere, P. A., Burkholder, B., & Ma, X. (2018). Three-Dimensional Hybrid Simulation of Viscous-Like Processes at Saturn's Magnetopause Boundary. *Geophysical Research Letters*, 45(16), 7901-7908.
- Delcourt, D. C. (2013). On the supply of heavy planetary material to the magnetotail of Mercury. *Ann. Geophys.*, 31(10), 1673-1679.
- Delcourt, D. C., Belmont, G., Sauvaud, J.-A., Moore, T. E., & Martin, R. F. (1996a). Centrifugally driven phase bunching and related current sheet structure in the near-Earth magnetotail. *Journal of Geophysical Research: Space Physics*, 101(A9), 19839-19847.
- Delcourt, D. C., Grimald, S., Leblanc, F., Berthelier, J. J., Millilo, A., Mura, A., Orsini, S., & Moore, T. E. (2003). A quantitative model of the planetary Na⁺ contribution to Mercury's magnetosphere. *Ann. Geophys.*, 21(8), 1723-1736.
- Delcourt, D. C., Leblanc, F., Seki, K., Terada, N., Moore, T. E., & Fok, M. C. (2007). Ion energization during substorms at Mercury. *Planetary and Space Science*, 55(11), 1502-1508.
- Delcourt, D. C., Malova, H. V., & Zelenyi, L. M. (2017). On the response of quasi-adiabatic particles to magnetotail reconfigurations. *Ann. Geophys.*, 35(1), 11-23.
- Delcourt, D. C., & Martin Jr, R. F. (1994). Application of the centrifugal impulse model to particle motion in the near-Earth magnetotail. *Journal of Geophysical Research: Space Physics*, 99(A12), 23583-23590.

- Delcourt, D. C., Moore, T. E., Orsini, S., Millilo, A., & Sauvaud, J.-A. (2002). Centrifugal acceleration of ions near Mercury. *Geophysical Research Letters*, 29(12), 32-31-32-34.
- Delcourt, D. C., Sauvaud, J. A., Martin Jr, R. F., & Moore, T. E. (1995). Gyrophase effects in the centrifugal impulse model of particle motion in the magnetotail. *Journal of Geophysical Research: Space Physics*, 100(A9), 17211-17220.
- Delcourt, D. C., Sauvaud, J. A., Martin Jr, R. F., & Moore, T. E. (1996b). On the nonadiabatic precipitation of ions from the near-Earth plasma sheet. *Journal of Geophysical Research: Space Physics*, 101(A8), 17409-17418.
- Dewey, R. M., Raines, J. M., Sun, W., Slavin, J. A., & Poh, G. (2018). MESSENGER Observations of Fast Plasma Flows in Mercury's Magnetotail. *Geophysical Research Letters*, 45(19), 10,110-110,118.
- Dewey, R. M., Slavin, J. A., Raines, J. M., Azari, A. R., & Sun, W. (2020). MESSENGER Observations of Flow Braking and Flux Pileup of Dipolarizations in Mercury's Magnetotail: Evidence for Current Wedge Formation. *Journal of Geophysical Research: Space Physics*, 125(9), e2020JA028112.
- Dewey, R. M., Slavin, J. A., Raines, J. M., Baker, D. N., & Lawrence, D. J. (2017). Energetic Electron Acceleration and Injection During Dipolarization Events in Mercury's Magnetotail. *Journal of Geophysical Research: Space Physics*, 122(12), 12,170-112,188.
- DiBraccio, G. A., Slavin, J. A., Imber, S. M., Gershman, D. J., Raines, J. M., Jackman, C. M., Boardsen, S. A., Anderson, B. J., Korth, H., Zurbuchen, T. H., et al. (2015a). MESSENGER observations of flux ropes in Mercury's magnetotail. *Planetary and Space Science*, 115, 77-89.
- DiBraccio, G. A., Slavin, J. A., Raines, J. M., Gershman, D. J., Tracy, P. J., Boardsen, S. A., Zurbuchen, T. H., Anderson, B. J., Korth, H., McNutt Jr., R. L., et al. (2015b). First observations of Mercury's plasma mantle by MESSENGER. *Geophysical Research Letters*, 42(22), 9666-9675.
- Ding, D. Q., Lee, L. C., & Kennel, C. F. (1992). The beta dependence of the collisionless tearing instability at the dayside magnetopause. *Journal of Geophysical Research: Space Physics*, 97(A6), 8257-8267.
- Domingue, D. L., Koehn, P. L., Killen, R. M., Sprague, A. L., Sarantos, M., Cheng, A. F., Bradley, E. T., & McClintock, W. E. (2007). Mercury's Atmosphere: A Surface-Bounded Exosphere. In D. L. Domingue & C. T. Russell (Eds.), *The Messenger Mission to Mercury* (pp. 161-186). New York, NY: Springer New York.
- Dong, C., Wang, L., Hakim, A., Bhattacharjee, A., Slavin, J. A., DiBraccio, G. A., & Germaschewski, K. (2019). Global Ten-Moment Multifluid Simulations of the Solar Wind Interaction with Mercury: From the Planetary Conducting Core to the Dynamic Magnetosphere. *Geophysical Research Letters*, 46(21), 11584-11596.
- Dong, Y., Fang, X., Brain, D. A., McFadden, J. P., Halekas, J. S., Connerney, J. E., Curry, S. M., Harada, Y., Luhmann, J. G., & Jakosky, B. M. (2015). Strong plume fluxes at Mars observed by MAVEN: An important planetary ion escape channel. *Geophysical Research Letters*, 42(21), 8942-8950.
- Dorelli, J. C., & Bhattacharjee, A. (2009). On the generation and topology of flux transfer events. *Journal of Geophysical Research: Space Physics*, 114(A6).
- Drake, J. F., Swisdak, M., Che, H., & Shay, M. A. (2006). Electron acceleration from contracting magnetic islands during reconnection. *Nature*, 443, 553.
- Dubinin, E., Fraenz, M., Fedorov, A., Lundin, R., Edberg, N., Duru, F., & Vaisberg, O. (2011). Ion Energization and Escape on Mars and Venus. *Space Science Reviews*, 162(1), 173-211.
- Dungey, J. W. (1961). Interplanetary Magnetic Field and the Auroral Zones. *Physical Review Letters*, 6(2), 47-48.
- Dungey, J. W., & Southwood, D. J. (1970). Ultra low frequency waves in the magnetosphere. *Space Science Reviews*, 10(5), 672-688.
- Elphic, R. C., Funsten III, H. O., & Hervig, R. L. (1993). *Solar wind-induced secondary ions and their relation to lunar surface composition*. Paper presented at the the 24th Lunar and Planetary Science Conference, Houston, TX.
- Eraker, J. H., & Simpson, J. A. (1986). Acceleration of charged particles in Mercury's magnetosphere. *Journal of Geophysical Research: Space Physics*, 91(A9), 9973-9993.
- Eriksson, S., Lavraud, B., Wilder, F. D., Stawarz, J. E., Giles, B. L., Burch, J. L., Baumjohann, W., Ergun, R. E., Lindqvist, P. A., Magnes, W., et al. (2016). Magnetospheric Multiscale observations of magnetic reconnection associated with Kelvin-Helmholtz waves. *Geophysical Research Letters*, 43(11), 5606-5615.
- Espinoza, C. M., Stepanova, M., Moya, P. S., Antonova, E. E., & Valdivia, J. A. (2018). Ion and Electron κ Distribution Functions Along the Plasma Sheet. *Geophysical Research Letters*, 45(13), 6362-6370.
- Exner, W., Simon, S., Heyner, D., & Motschmann, U. (2020). Influence of Mercury's Exosphere on the Structure of the Magnetosphere. *Journal of Geophysical Research: Space Physics*, 125(7), e2019JA027691.

- Fairfield, D. H. (1986). The magnetic field of the equatorial magnetotail from 10 to 40 RE. *Journal of Geophysical Research: Space Physics*, 91(A4), 4238-4244.
- Fear, R. C., Coxon, J. C., & Jackman, C. M. (2019). The Contribution of Flux Transfer Events to Mercury's Dungey Cycle. *Geophysical Research Letters*, 46(24), 14239-14246.
- Fear, R. C., Milan, S. E., Fazakerley, A. N., Owen, C. J., Asikainen, T., Taylor, M. G. G. T., Lucek, E. A., Rème, H., Dandouras, I., & Daly, P. W. (2007). Motion of flux transfer events: a test of the Cooling model. *Ann. Geophys.*, 25(7), 1669-1690.
- Fear, R. C., Trenchi, L., Coxon, J. C., & Milan, S. E. (2017). How Much Flux Does a Flux Transfer Event Transfer? *Journal of Geophysical Research: Space Physics*, 122(12), 12,310-312,327.
- Fejer, B. G., Gonzales, C. A., Farley, D. T., Kelley, M. C., & Woodman, R. F. (1979). Equatorial electric fields during magnetically disturbed conditions 1. The effect of the interplanetary magnetic field. *Journal of Geophysical Research: Space Physics*, 84(A10), 5797-5802.
- Fermo, R. L., Drake, J. F., Swisdak, M., & Hwang, K. J. (2011). Comparison of a statistical model for magnetic islands in large current layers with Hall MHD simulations and Cluster FTE observations. *Journal of Geophysical Research: Space Physics*, 116(A9).
- Ferraro, V. C. A. (1960). An approximate method of estimating the size and shape of the stationary hollow carved out in a neutral ionized stream of corpuscles impinging on the geomagnetic field. *Journal of Geophysical Research (1896-1977)*, 65(12), 3951-3953.
- Fox, N. J., Velli, M. C., Bale, S. D., Decker, R., Driesman, A., Howard, R. A., Kasper, J. C., Kinnison, J., Kusterer, M., Lario, D., et al. (2016). The Solar Probe Plus Mission: Humanity's First Visit to Our Star. *Space Science Reviews*, 204(1), 7-48.
- Frey, H. U., Phan, T. D., Fuselier, S. A., & Mende, S. B. (2003). Continuous magnetic reconnection at Earth's magnetopause. *Nature*, 426(6966), 533-537.
- Fu, H., Grigorenko, E. E., Gabrielse, C., Liu, C., Lu, S., Hwang, K. J., Zhou, X., Wang, Z., & Chen, F. (2020). Magnetotail dipolarization fronts and particle acceleration: A review. *Science China Earth Sciences*, 63(2), 235-256.
- Fu, H. S., Cao, J. B., Khotyaintsev, Y. V., Sitnov, M. I., Runov, A., Fu, S. Y., Hamrin, M., André, M., Retinò, A., Ma, Y. D., et al. (2013). Dipolarization fronts as a consequence of transient reconnection: In situ evidence. *Geophysical Research Letters*, 40(23), 6023-6027.
- Fu, S., Shi, Q., Wang, C., Parks, G., Zheng, L., Zheng, H., & Sun, W. (2011). High-speed flowing plasmas in the Earth's plasma sheet. *Chinese Science Bulletin*, 56(12), 1182-1187.
- Fu, Z. F., Lee, L. C., & Shi, Y. (1990). A Three-Dimensional MHD Simulation of the Multiple X Line Reconnection Process. In C. T. Russell, E. R. Priest, & L. C. Lee (Eds.), *Physics of Magnetic Flux Ropes* (Vol. 58, pp. 515-519). Washington, D. C.: American Geophysical Union (AGU).
- Gabrielse, C., Angelopoulos, V., Runov, A., & Turner, D. L. (2014). Statistical characteristics of particle injections throughout the equatorial magnetotail. *Journal of Geophysical Research: Space Physics*, 119(4), 2512-2535.
- Genestreti, K. J., Fuselier, S. A., Goldstein, J., Nagai, T., & Eastwood, J. P. (2014). The location and rate of occurrence of near-Earth magnetotail reconnection as observed by Cluster and Geotail. *Journal of Atmospheric and Solar-Terrestrial Physics*, 121, 98-109.
- Genova, A., Goossens, S., Mazarico, E., Lemoine, F. G., Neumann, G. A., Kuang, W., Sabaka, T. J., Hauck II, S. A., Smith, D. E., Solomon, S. C., et al. (2019). Geodetic Evidence That Mercury Has A Solid Inner Core. *Geophysical Research Letters*, 46(7), 3625-3633.
- Gershman, D. J., & DiBraccio, G. A. (2020). Solar Cycle Dependence of Solar Wind Coupling With Giant Planet Magnetospheres. *Geophysical Research Letters*, 47(24), e2020GL089315.
- Gershman, D. J., Raines, J. M., Slavin, J. A., Zurbuchen, T. H., Sundberg, T., Boardsen, S. A., Anderson, B. J., Korth, H., & Solomon, S. C. (2015). MESSENGER observations of multiscale Kelvin-Helmholtz vortices at Mercury. *Journal of Geophysical Research: Space Physics*, 120(6), 4354-4368.
- Gershman, D. J., Slavin, J. A., Raines, J. M., Zurbuchen, T. H., Anderson, B. J., Korth, H., Baker, D. N., & Solomon, S. C. (2013). Magnetic flux pileup and plasma depletion in Mercury's subsolar magnetosheath. *Journal of Geophysical Research: Space Physics*, 118(11), 7181-7199.
- Gershman, D. J., Slavin, J. A., Raines, J. M., Zurbuchen, T. H., Anderson, B. J., Korth, H., Baker, D. N., & Solomon, S. C. (2014). Ion kinetic properties in Mercury's pre-midnight plasma sheet. *Geophysical Research Letters*, 41(16), 5740-5747.

- Gilbert, J. A., Lepri, S. T., Landi, E., & Zurbuchen, T. H. (2012). First measurements of the complete heavy-ion charge state distributions of C, O, and Fe associated with interplanetary coronal mass ejections. *The Astrophysical Journal*, 751(1), 20.
- Glassmeier, K.-H., Grosser, J., Auster, U., Constantinescu, D., Narita, Y., & Stellmach, S. (2007). Electromagnetic Induction Effects and Dynamo Action in the Hermean System. *Space Science Reviews*, 132(2), 511-527.
- Glassmeier, K.-H., Klimushkin, D., Othmer, C., & Mager, P. (2004). ULF waves at Mercury: Earth, the giants, and their little brother compared. *Advances in Space Research*, 33(11), 1875-1883.
- Glassmeier, K. H., Auster, H. U., Heyner, D., Okrafka, K., Carr, C., Berghofer, G., Anderson, B. J., Balogh, A., Baumjohann, W., Cargill, P., et al. (2010). The fluxgate magnetometer of the BepiColombo Mercury Planetary Orbiter. *Planetary and Space Science*, 58(1), 287-299.
- Gloeckler, G., Galvin, A. B., Ipavich, F. M., Geiss, J., Balsiger, H., von Steiger, R., Fisk, L. A., Ogilvie, K. W., & Wilken, B. (1993). Detection of Interstellar Pick-Up Hydrogen in the Solar System. *Science*, 261(5117), 70.
- Goertz, C. K. (1980). Io's interaction with the plasma torus. *Journal of Geophysical Research: Space Physics*, 85(A6), 2949-2956.
- Goertz, C. K., Nielsen, E., Korth, A., Glassmeier, K. H., Haldoupis, C., Hoeg, P., & Hayward, D. (1985). Observations of a possible ground signature of flux transfer events. *Journal of Geophysical Research: Space Physics*, 90(A5), 4069-4078.
- Grasset, O., Sotin, C., & Deschamps, F. (2000). On the internal structure and dynamics of Titan. *Planetary and Space Science*, 48(7), 617-636.
- Gurnett, D. A., Kurth, W. S., & Scarf, F. L. (1981). Plasma Waves Near Saturn: Initial Results from Voyager 1. *Science*, 212(4491), 235-239.
- Haerendel, G., Paschmann, G., Schopke, N., Rosenbauer, H., & Hedgecock, P. C. (1978). The frontside boundary layer of the magnetosphere and the problem of reconnection. *Journal of Geophysical Research: Space Physics*, 83(A7), 3195-3216.
- Hasegawa, H., Fujimoto, M., Phan, T. D., Reme, H., Balogh, A., Dunlop, M. W., Hashimoto, C., & TanDokoro, R. (2004). Transport of solar wind into Earth's magnetosphere through rolled-up Kelvin-Helmholtz vortices. *Nature*, 430(7001), 755-758.
- Hasegawa, H., Fujimoto, M., Takagi, K., Saito, Y., Mukai, T., & Rème, H. (2006). Single-spacecraft detection of rolled-up Kelvin-Helmholtz vortices at the flank magnetopause. *Journal of Geophysical Research: Space Physics*, 111(A9).
- Hasegawa, H., Wang, J., Dunlop, M. W., Pu, Z. Y., Zhang, Q.-H., Lavraud, B., Taylor, M. G. G. T., Constantinescu, O. D., Berchem, J., Angelopoulos, V., et al. (2010). Evidence for a flux transfer event generated by multiple X-line reconnection at the magnetopause. *Geophysical Research Letters*, 37(16).
- Hauck II, S. A., Margot, J.-L., Solomon, S. C., Phillips, R. J., Johnson, C. L., Lemoine, F. G., Mazarico, E., McCoy, T. J., Padovan, S., Peale, S. J., et al. (2013). The curious case of Mercury's internal structure. *Journal of Geophysical Research: Planets*, 118(6), 1204-1220.
- Henderson, M. G., Reeves, G. D., Skoug, R., Thomsen, M. F., Denton, M. H., Mende, S. B., Immel, T. J., Brandt, P. C., & Singer, H. J. (2006). Magnetospheric and auroral activity during the 18 April 2002 sawtooth event. *Journal of Geophysical Research: Space Physics*, 111(A1).
- Heyner, D., Nabert, C., Liebert, E., & Glassmeier, K.-H. (2016). Concerning reconnection-induction balance at the magnetopause of Mercury. *Journal of Geophysical Research: Space Physics*, 121(4), 2935-2961.
- Ho, G. C., Starr, R. D., Krimigis, S. M., Vandegriff, J. D., Baker, D. N., Gold, R. E., Anderson, B. J., Korth, H., Schriver, D., McNutt Jr., R. L., et al. (2016). MESSENGER observations of suprathermal electrons in Mercury's magnetosphere. *Geophysical Research Letters*, 43(2), 550-555.
- Hofer, W. O. (1991). Angular, energy, and mass distribution of sputtered particles. In R. Behrisch & K. Wittmaack (Eds.), *Sputtering by Particle Bombardment III: Characteristics of Sputtered Particles, Technical Applications* (pp. 15-90). Berlin, Heidelberg: Springer Berlin Heidelberg.
- Hoilijoki, S., Ganse, U., Pfau-Kempf, Y., Cassak, P. A., Walsh, B. M., Hietala, H., von Alfthan, S., & Palmroth, M. (2017). Reconnection rates and X line motion at the magnetopause: Global 2D-3V hybrid-Vlasov simulation results. *Journal of Geophysical Research: Space Physics*, 122(3), 2877-2888.
- Hood, L. L., & Schubert, G. (1979). Inhibition of solar wind impingement on mercury by planetary induction currents. *Journal of Geophysical Research: Space Physics*, 84(A6), 2641-2647.
- Hu, Q. (2017). The Grad-Shafranov reconstruction in twenty years: 1996–2016. *Science China Earth Sciences*, 60(8), 1466-1494.

- Huang, C.-S., Foster, J. C., & Kelley, M. C. (2005). Long-duration penetration of the interplanetary electric field to the low-latitude ionosphere during the main phase of magnetic storms. *Journal of Geophysical Research: Space Physics*, 110(A11).
- Huang, C.-S., Foster, J. C., Reeves, G. D., Le, G., Frey, H. U., Pollock, C. J., & Jahn, J.-M. (2003). Periodic magnetospheric substorms: Multiple space-based and ground-based instrumental observations. *Journal of Geophysical Research: Space Physics*, 108(A11).
- Hunten, D. M., Morgan, T. H., & Shemansky, D. E. (1988). The Mercury atmosphere. In *Mercury*, University of Arizona Press (pp. 562-612).
- Huovelin, J., Vainio, R., Kilpua, E., Lehtolainen, A., Korpela, S., Esko, E., Muinonen, K., Bunce, E., Martindale, A., Grande, M., et al. (2020). Solar Intensity X-Ray and Particle Spectrometer SIXS: Instrument Design and First Results. *Space Science Reviews*, 216(5), 94.
- Hwang, K. J., Kuznetsova, M. M., Sahraoui, F., Goldstein, M. L., Lee, E., & Parks, G. K. (2011). Kelvin-Helmholtz waves under southward interplanetary magnetic field. *Journal of Geophysical Research: Space Physics*, 116(A8).
- Iess, L., Jacobson, R. A., Ducci, M., Stevenson, D. J., Lunine, J. I., Armstrong, J. W., Asmar, S. W., Racioppa, P., Rappaport, N. J., & Tortora, P. (2012). The Tides of Titan. *Science*, 337(6093), 457.
- Imber, S. M., & Slavin, J. A. (2017). MESSENGER Observations of Magnetotail Loading and Unloading: Implications for Substorms at Mercury. *Journal of Geophysical Research: Space Physics*, 122(11), 11,402-411,412.
- Imber, S. M., Slavin, J. A., Auster, H. U., & Angelopoulos, V. (2011). A THEMIS survey of flux ropes and traveling compression regions: Location of the near-Earth reconnection site during solar minimum. *Journal of Geophysical Research: Space Physics*, 116(A2).
- Imber, S. M., Slavin, J. A., Boardsen, S. A., Anderson, B. J., Korth, H., McNutt Jr., R. L., & Solomon, S. C. (2014). MESSENGER observations of large dayside flux transfer events: Do they drive Mercury's substorm cycle? *Journal of Geophysical Research: Space Physics*, 119(7), 5613-5623.
- Ip, W. H. (1987). Dynamics of electrons and heavy ions in Mercury's magnetosphere. *Icarus*, 71(3), 441-447.
- Ip, W. H., & Axford, W. I. (1980). A weak interaction model for Io and the jovian magnetosphere. *Nature*, 283(5743), 180-183.
- Jackman, C. M., Achilleos, N., Bunce, E. J., Cowley, S. W. H., Dougherty, M. K., Jones, G. H., Milan, S. E., & Smith, E. J. (2004). Interplanetary magnetic field at ~9 AU during the declining phase of the solar cycle and its implications for Saturn's magnetospheric dynamics. *Journal of Geophysical Research: Space Physics*, 109(A11).
- Jackman, C. M., & Arridge, C. S. (2011). Solar Cycle Effects on the Dynamics of Jupiter's and Saturn's Magnetospheres. *Solar Physics*, 274(1), 481-502.
- James, M. K., Imber, S. M., Bunce, E. J., Yeoman, T. K., Lockwood, M., Owens, M. J., & Slavin, J. A. (2017). Interplanetary magnetic field properties and variability near Mercury's orbit. *Journal of Geophysical Research: Space Physics*, 122(8), 7907-7924.
- James, M. K., Imber, S. M., Yeoman, T. K., & Bunce, E. J. (2019). Field Line Resonance in the Hermean Magnetosphere: Structure and Implications for Plasma Distribution. *Journal of Geophysical Research: Space Physics*, 124(1), 211-228.
- Janhunen, P., & Kallio, E. (2004). Surface conductivity of Mercury provides current closure and may affect magnetospheric symmetry. *Ann. Geophys.*, 22(5), 1829-1837.
- Jasinski, J. M., Slavin, J. A., Arridge, C. S., Poh, G., Jia, X., Sergis, N., Coates, A. J., Jones, G. H., & Waite Jr., J. H. (2016). Flux transfer event observation at Saturn's dayside magnetopause by the Cassini spacecraft. *Geophysical Research Letters*, 43(13), 6713-6723.
- Jasinski, J. M., Slavin, J. A., Raines, J. M., & DiBraccio, G. A. (2017). Mercury's Solar Wind Interaction as Characterized by Magnetospheric Plasma Mantle Observations With MESSENGER. *Journal of Geophysical Research: Space Physics*, 122(12), 12,153-112,169.
- Jia, X., Slavin, J. A., Gombosi, T. I., Daldorff, L. K. S., Toth, G., & van der Holst, B. (2015). Global MHD simulations of Mercury's magnetosphere with coupled planetary interior: Induction effect of the planetary conducting core on the global interaction. *Journal of Geophysical Research: Space Physics*, 120(6), 4763-4775.
- Jia, X., Slavin, J. A., Poh, G., DiBraccio, G. A., Toth, G., Chen, Y., Raines, J. M., & Gombosi, T. I. (2019). MESSENGER Observations and Global Simulations of Highly Compressed Magnetosphere Events at Mercury. *Journal of Geophysical Research: Space Physics*, 124(1), 229-247.

- Johnson, C. L., Philpott, L. C., Anderson, B. J., Korth, H., Hauck II, S. A., Heyner, D., Phillips, R. J., Winslow, R. M., & Solomon, S. C. (2016). MESSENGER observations of induced magnetic fields in Mercury's core. *Geophysical Research Letters*, 43(6), 2436-2444.
- Johnson, J. R., & Cheng, C. Z. (1997). Kinetic Alfvén waves and plasma transport at the magnetopause. *Geophysical Research Letters*, 24(11), 1423-1426.
- Johnson, J. R., & Cheng, C. Z. (2001). Stochastic ion heating at the magnetopause due to kinetic Alfvén waves. *Geophysical Research Letters*, 28(23), 4421-4424.
- Johnson, R. E., Leblanc, F., Yakshinskiy, B. V., & Madey, T. E. (2002). Energy Distributions for Desorption of Sodium and Potassium from Ice: The Na/K Ratio at Europa. *Icarus*, 156(1), 136-142.
- Kan, J. R., & Lee, L. C. (1979). Energy coupling function and solar wind-magnetosphere dynamo. *Geophysical Research Letters*, 6(7), 577-580.
- Karlsson, T., Kasaba, Y., Wahlund, J. E., Henri, P., Bylander, L., Puccio, W., Jansson, S. E., Åhlen, L., Kallio, E., Kojima, H., et al. (2020). The MEFISTO and WPT Electric Field Sensors of the Plasma Wave Investigation on the BepiColombo Mio Spacecraft. *Space Science Reviews*, 216(8), 132.
- Kasaba, Y., Takashima, T., Matsuda, S., Eguchi, S., Endo, M., Miyabara, T., Taeda, M., Kuroda, Y., Kasahara, Y., Imachi, T., et al. (2020). Mission Data Processor Aboard the BepiColombo Mio Spacecraft: Design and Scientific Operation Concept. *Space Science Reviews*, 216(3), 34.
- Kasahara, S., Miyoshi, Y., Yokota, S., Mitani, T., Kasahara, Y., Matsuda, S., Kumamoto, A., Matsuoka, A., Kazama, Y., Frey, H. U., et al. (2018). Pulsating aurora from electron scattering by chorus waves. *Nature*, 554(7692), 337-340.
- Kasper, J. C., Abiad, R., Austin, G., Balat-Pichelin, M., Bale, S. D., Belcher, J. W., Berg, P., Bergner, H., Berthomier, M., Bookbinder, J., et al. (2016). Solar Wind Electrons Alphas and Protons (SWEAP) Investigation: Design of the Solar Wind and Coronal Plasma Instrument Suite for Solar Probe Plus. *Space Science Reviews*, 204(1), 131-186.
- Katsura, T. a., Shimizu, H., Momoki, N., & Toh, H. (2021). Electromagnetic induction revealed by MESSENGER's vector magnetic data: The size of Mercury's core. *Icarus*, 354, 114112.
- Kavosi, S., & Raeder, J. (2015). Ubiquity of Kelvin–Helmholtz waves at Earth's magnetopause. *Nature Communications*, 6(1), 7019.
- Keesee, A. M., Buzulukova, N., Goldstein, J., McComas, D. J., Scime, E. E., Spence, H., Fok, M. C., & Tallaksen, K. (2011). Remote observations of ion temperatures in the quiet time magnetosphere. *Geophysical Research Letters*, 38(3).
- Keiling, A., Marghitu, O., Vogt, J., Amm, O., Bunescu, C., Constantinescu, V., Frey, H., Hamrin, M., Karlsson, T., Nakamura, R., et al. (2014). Magnetosphere-ionosphere coupling of global Pi2 pulsations. *Journal of Geophysical Research: Space Physics*, 119(4), 2717-2739.
- Keiling, A., Rème, H., Dandouras, I., Bosqued, J. M., Sergeev, V., Sauvaud, J. A., Jacquey, C., Lavraud, B., Louarn, P., Moreau, T., et al. (2004). New properties of energy-dispersed ions in the plasma sheet boundary layer observed by Cluster. *Journal of Geophysical Research: Space Physics*, 109(A5).
- Kepko, L., Glassmeier, K. H., Slavin, J. A., & Sundberg, T. (2015). Substorm Current Wedge at Earth and Mercury. In A. Keiling, C. M. Jackman, & P. A. Delamere (Eds.), *Magnetotails in the Solar System* (pp. 361-372). Hoboken, NJ: John Wiley & Sons, Inc.
- Kepko, L., Spence, H. E., & Singer, H. J. (2002). ULF waves in the solar wind as direct drivers of magnetospheric pulsations. *Geophysical Research Letters*, 29(8), 39-31-39-34.
- Killen, R. M., Burger, M. H., Vervack Jr, R. J., & Cassidy, T. A. (2018). Understanding Mercury's exosphere: models derived from MESSENGER observations In B. J. Anderson, L. R. Nittler, & S. C. Solomon (Eds.), *Mercury: The View after MESSENGER* (pp. 407-429). Cambridge: Cambridge University Press.
- Killen, R. M., Potter, A., Fitzsimmons, A., & Morgan, T. H. (1999). Sodium D2 line profiles: clues to the temperature structure of Mercury's exosphere. *Planetary and Space Science*, 47(12), 1449-1458.
- Kim, E.-H., Boardsen, S. A., Johnson, J. R., & Slavin, J. A. (2016). ULF Waves at Mercury. In A. Keiling, D. H. Lee, & V. Nakariakov (Eds.), *Low-Frequency Waves in Space Plasmas* (pp. 323-341). Washington, D. C.: American Geophysical Union.
- Kivelson, M. G., & Ridley, A. J. (2008). Saturation of the polar cap potential: Inference from Alfvén wing arguments. *Journal of Geophysical Research: Space Physics*, 113(A5).
- Korth, H., Anderson, B. J., Gershman, D. J., Raines, J. M., Slavin, J. A., Zurbuchen, T. H., Solomon, S. C., & McNutt Jr., R. L. (2014a). Plasma distribution in Mercury's magnetosphere derived from MESSENGER Magnetometer and Fast Imaging Plasma Spectrometer observations. *Journal of Geophysical Research: Space Physics*, 119(4), 2917-2932.

- Korth, H., Anderson, B. J., Gershman, D. J., Raines, J. M., Slavin, J. A., Zurbuchen, T. H., Solomon, S. C., & McNutt, R. L. (2014b). Plasma distribution in Mercury's magnetosphere derived from MESSENGER Magnetometer and Fast Imaging Plasma Spectrometer observations. *Journal of Geophysical Research-Space Physics*, 119(4), 2917-2932.
- Korth, H., Anderson, B. J., Johnson, C. L., Slavin, J. A., Raines, J. M., & Zurbuchen, T. H. (2018). Structure and Configuration of Mercury's Magnetosphere. In B. J. Anderson, L. R. Nittler, & S. C. Solomon (Eds.), *Mercury: The View after MESSENGER* (pp. 430-460). Cambridge: Cambridge University Press.
- Kuo, H., Russell, C. T., & Le, G. (1995). Statistical studies of flux transfer events. *Journal of Geophysical Research: Space Physics*, 100(A3), 3513-3519.
- Lawrence, D. J., Anderson, B. J., Baker, D. N., Feldman, W. C., Ho, G. C., Korth, H., McNutt Jr., R. L., Peplowski, P. N., Solomon, S. C., Starr, R. D., et al. (2015). Comprehensive survey of energetic electron events in Mercury's magnetosphere with data from the MESSENGER Gamma-Ray and Neutron Spectrometer. *Journal of Geophysical Research: Space Physics*, 120(4), 2851-2876.
- Leblanc, F., Doressoundiram, A., Schneider, N., Massetti, S., Wedlund, M., López Ariste, A., Barbieri, C., Mangano, V., & Cremonese, G. (2009). Short-term variations of Mercury's Na exosphere observed with very high spectral resolution. *Geophysical Research Letters*, 36(7).
- Leblanc, F., & Johnson, R. E. (2003). Mercury's sodium exosphere. *Icarus*, 164(2), 261-281.
- Lee, L. C., & Fu, Z. F. (1985). A theory of magnetic flux transfer at the Earth's magnetopause. *Geophysical Research Letters*, 12(2), 105-108.
- Lei, W., Gendrin, R., Higel, B., & Berchem, J. (1981). Relationships between the solar wind electric field and the magnetospheric convection electric field. *Geophysical Research Letters*, 8(10), 1099-1102.
- Lepping, R. P., Acuña, M. H., Burlaga, L. F., Farrell, W. M., Slavin, J. A., Schatten, K. H., Mariani, F., Ness, N. F., Neubauer, F. M., Whang, Y. C., et al. (1995). The WIND magnetic field investigation. *Space Science Reviews*, 71(1), 207-229.
- Lepri, S. T., & Zurbuchen, T. H. (2010). Direct observational evidence of filament material within interplanetary coronal mass ejections. *The Astrophysical Journal*, 723(1), L22-L27.
- Leyser, R. P., Imber, S. M., Milan, S. E., & Slavin, J. A. (2017). The Influence of IMF Clock Angle on Dayside Flux Transfer Events at Mercury. *Geophysical Research Letters*, 44(21), 10,829-810,837.
- Liljeblad, E., & Karlsson, T. (2017). Investigation of ~ 20–40 mHz ULF waves and their driving mechanisms in Mercury's dayside magnetosphere. *Ann. Geophys.*, 35(4), 879-884.
- Liljeblad, E., Karlsson, T., Raines, J. M., Slavin, J. A., Kullen, A., Sundberg, T., & Zurbuchen, T. H. (2015). MESSENGER observations of the dayside low-latitude boundary layer in Mercury's magnetosphere. *Journal of Geophysical Research: Space Physics*, 120(10), 8387-8400.
- Liljeblad, E., Karlsson, T., Sundberg, T., & Kullen, A. (2016). Observations of magnetospheric ULF waves in connection with the Kelvin-Helmholtz instability at Mercury. *Journal of Geophysical Research: Space Physics*, 121(9), 8576-8588.
- Liljeblad, E., Sundberg, T., Karlsson, T., & Kullen, A. (2014). Statistical investigation of Kelvin-Helmholtz waves at the magnetopause of Mercury. *Journal of Geophysical Research: Space Physics*, 119(12), 9670-9683.
- Lindsay, S. T., James, M. K., Bunce, E. J., Imber, S. M., Korth, H., Martindale, A., & Yeoman, T. K. (2016). MESSENGER X-ray observations of magnetosphere-surface interaction on the nightside of Mercury. *Planetary and Space Science*, 125, 72-79.
- Liu, J., Angelopoulos, V., Runov, A., & Zhou, X.-Z. (2013). On the current sheets surrounding dipolarizing flux bundles in the magnetotail: The case for wedgelets. *Journal of Geophysical Research: Space Physics*, 118(5), 2000-2020.
- Liu, Y.-H., Li, T. C., Hesse, M., Sun, W. J., Liu, J., Burch, J., Slavin, J. A., & Huang, K. (2019). Three-Dimensional Magnetic Reconnection With a Spatially Confined X-Line Extent: Implications for Dipolarizing Flux Bundles and the Dawn-Dusk Asymmetry. *Journal of Geophysical Research: Space Physics*, 124(4), 2819-2830.
- Lockwood, M., Cowley, S. W. H., Sandholt, P. E., & Lepping, R. P. (1990). The ionospheric signatures of flux transfer events and solar wind dynamic pressure changes. *Journal of Geophysical Research: Space Physics*, 95(A10), 17113-17135.
- Lockwood, M., Cowley, S. W. H., Smith, M. F., Rijnbeek, R. P., & Elphic, R. C. (1995). The contribution of flux transfer events to convection. *Geophysical Research Letters*, 22(10), 1185-1188.
- Loureiro, N. F., Schekochihin, A. A., & Cowley, S. C. (2007). Instability of current sheets and formation of plasmoid chains. *Physics of Plasmas*, 14(10), 100703.

- Lu, S., Lu, Q., Lin, Y., Wang, X., Ge, Y., Wang, R., Zhou, M., Fu, H., Huang, C., Wu, M., et al. (2015). Dipolarization fronts as earthward propagating flux ropes: A three-dimensional global hybrid simulation. *Journal of Geophysical Research: Space Physics*, 120(8), 6286-6300.
- Luhmann, J. G., & Kozyra, J. U. (1991). Dayside pickup oxygen ion precipitation at Venus and Mars: Spatial distributions, energy deposition and consequences. *Journal of Geophysical Research: Space Physics*, 96(A4), 5457-5467.
- Lv, X., & Liu, W. (2018). Measurements of convection electric field in the inner magnetosphere. *Science China Technological Sciences*, 61(12), 1866-1871.
- Lyons, L. R., & Speiser, T. W. (1982). Evidence for current sheet acceleration in the geomagnetic tail. *Journal of Geophysical Research: Space Physics*, 87(A4), 2276-2286.
- Mangano, V., Massetti, S., Milillo, A., Plainaki, C., Orsini, S., Rispoli, R., & Leblanc, F. (2015). THEMIS Na exosphere observations of Mercury and their correlation with in-situ magnetic field measurements by MESSENGER. *Planetary and Space Science*, 115, 102-109.
- Mangano, V., Milillo, A., Mura, A., Orsini, S., De Angelis, E., Di Lellis, A. M., & Wurz, P. (2007). The contribution of impulsive meteoritic impact vapourization to the Hermean exosphere. *Planetary and Space Science*, 55(11), 1541-1556.
- Masson, A., & Nykyri, K. (2018). Kelvin–Helmholtz Instability: Lessons Learned and Ways Forward. *Space Science Reviews*, 214(4), 71.
- Masters, A. (2015). The dayside reconnection voltage applied to Saturn's magnetosphere. *Geophysical Research Letters*, 42(8), 2577-2585.
- McClintock, W. E., & Lankton, M. R. (2007). The Mercury Atmospheric and Surface Composition Spectrometer for the MESSENGER Mission. *Space Science Reviews*, 131(1), 481-521.
- McClintock, W. E., Vervack, R. J., Bradley, E. T., Killen, R. M., Mouawad, N., Sprague, A. L., Burger, M. H., Solomon, S. C., & Izenberg, N. R. (2009). MESSENGER Observations of Mercury's Exosphere: Detection of Magnesium and Distribution of Constituents. *Science*, 324(5927), 610.
- McGrath, M. A., Johnson, R. E., & Lanzerotti, L. J. (1986). Sputtering of sodium on the planet Mercury. *Nature*, 323(6090), 694-696.
- McLain, J. L., Sprague, A. L., Grieves, G. A., Schriver, D., Travinicek, P., & Orlando, T. M. (2011). Electron-stimulated desorption of silicates: A potential source for ions in Mercury's space environment. *Journal of Geophysical Research: Planets*, 116(E3).
- Menietti, J. D., Shprits, Y. Y., Horne, R. B., Woodfield, E. E., Hospodarsky, G. B., & Gurnett, D. A. (2012). Chorus, ECH, and Z mode emissions observed at Jupiter and Saturn and possible electron acceleration. *Journal of Geophysical Research: Space Physics*, 117(A12).
- Milan, S., Provan, G., & Hubert, B. (2006). *Magnetic Flux transport in the Dungey Cycle: The role of sub-storms in flux closure*. Paper presented at the the Eighth International Conference on Substorms (ICS-8), Alberta, Canada.
- Milan, S. E., Cowley, S. W. H., Lester, M., Wright, D. M., Slavin, J. A., Fillingim, M., Carlson, C. W., & Singer, H. J. (2004). Response of the magnetotail to changes in the open flux content of the magnetosphere. *Journal of Geophysical Research: Space Physics*, 109(A4).
- Milillo, A., Fujimoto, M., Murakami, G., Benkhoff, J., Zender, J., Aizawa, S., Dósa, M., Griton, L., Heyner, D., Ho, G., et al. (2020). Investigating Mercury's Environment with the Two-Spacecraft BepiColombo Mission. *Space Science Reviews*, 216(5), 93.
- Möbius, E., Hovestadt, D., Klecker, B., Scholer, M., Gloeckler, G., & Ipavich, F. M. (1985). Direct observation of He⁺ pick-up ions of interstellar origin in the solar wind. *Nature*, 318(6045), 426-429.
- Moore, T. W., Nykyri, K., & Dimmock, A. P. (2016). Cross-scale energy transport in space plasmas. *Nature Physics*, 12(12), 1164-1169.
- Moore, T. W., Nykyri, K., & Dimmock, A. P. (2017). Ion-Scale Wave Properties and Enhanced Ion Heating Across the Low-Latitude Boundary Layer During Kelvin-Helmholtz Instability. *Journal of Geophysical Research: Space Physics*, 122(11), 11,128-11,153.
- Morgan, T. H., Zook, H. A., & Potter, A. E. (1988). Impact-driven supply of sodium and potassium to the atmosphere of Mercury. *Icarus*, 75(1), 156-170.
- Mura, A., Milillo, A., Orsini, S., & Massetti, S. (2007). Numerical and analytical model of Mercury's exosphere: Dependence on surface and external conditions. *Planetary and Space Science*, 55(11), 1569-1583.
- Murakami, G., Hayakawa, H., Ogawa, H., Matsuda, S., Seki, T., Kasaba, Y., Saito, Y., Yoshikawa, I., Kobayashi, M., Baumjohann, W., et al. (2020). Mio—First Comprehensive Exploration of Mercury's Space Environment: Mission Overview. *Space Science Reviews*, 216(7), 113.

- Nagai, T., Shinohara, I., Zenitani, S., Nakamura, R., Nakamura, T. K. M., Fujimoto, M., Saito, Y., & Mukai, T. (2013). Three-dimensional structure of magnetic reconnection in the magnetotail from Geotail observations. *Journal of Geophysical Research: Space Physics*, 118(4), 1667-1678.
- Ness, N. F., Behannon, K. W., Lepping, R. P., & Whang, Y. C. (1976). Observations of Mercury's magnetic field. *Icarus*, 28(4), 479-488.
- Ness, N. F., Behannon, K. W., Lepping, R. P., Whang, Y. C., & Schatten, K. H. (1974). Magnetic Field Observations near Mercury: Preliminary Results from Mariner 10. *Science*, 185(4146), 151.
- Nichols, J. D., Cowley, S. W. H., & McComas, D. J. (2006). Magnetopause reconnection rate estimates for Jupiter's magnetosphere based on interplanetary measurements at ~5AU. *Ann. Geophys.*, 24(1), 393-406.
- Nikoukar, R., Lawrence, D. J., Peplowski, P. N., Dewey, R. M., Korth, H., Baker, D. N., & McNutt Jr, R. L. (2018). Statistical Study of Mercury's Energetic Electron Events as Observed by the Gamma-Ray and Neutron Spectrometer Instrument Onboard MESSENGER. *Journal of Geophysical Research: Space Physics*, 123(6), 4961-4978.
- Nishida, A. (1966). Formation of plasmapause, or magnetospheric plasma knee, by the combined action of magnetospheric convection and plasma escape from the tail. *Journal of Geophysical Research (1896-1977)*, 71(23), 5669-5679.
- Nykyri, K., & Otto, A. (2001). Plasma transport at the magnetospheric boundary due to reconnection in Kelvin-Helmholtz vortices. *Geophysical Research Letters*, 28(18), 3565-3568.
- Nykyri, K., Otto, A., Lavraud, B., Mouikis, C., Kistler, L. M., Balogh, A., & Rème, H. (2006). Cluster observations of reconnection due to the Kelvin-Helmholtz instability at the dawnside magnetospheric flank. *Annales Geophysicae*, 24(10), 2619-2643.
- O'Brien, T. P., Thompson, S. M., & McPherron, R. L. (2002). Steady magnetospheric convection: Statistical signatures in the solar wind and AE. *Geophysical Research Letters*, 29(7), 34-31-34-34.
- Odstrcil, D., Pizzo, V. J., Linker, J. A., Riley, P., Lionello, R., & Mikic, Z. (2004). Initial coupling of coronal and heliospheric numerical magnetohydrodynamic codes. *Journal of Atmospheric and Solar-Terrestrial Physics*, 66(15), 1311-1320.
- Ogilvie, K. W., Chornay, D. J., Fritzenreiter, R. J., Hunsaker, F., Keller, J., Lobell, J., Miller, G., Scudder, J. D., Sittler, E. C., Torbert, R. B., et al. (1995). SWE, a comprehensive plasma instrument for the WIND spacecraft. *Space Science Reviews*, 71(1), 55-77.
- Orsini, S., Livi, S. A., Lichtenegger, H., Barabash, S., Milillo, A., De Angelis, E., Phillips, M., Laky, G., Wieser, M., Olivieri, A., et al. (2021). SERENA: Particle Instrument Suite for Determining the Sun-Mercury Interaction from BepiColombo. *Space Science Reviews*, 217(1), 11.
- Orsini, S., Mangano, V., Milillo, A., Plainaki, C., Mura, A., Raines, J. M., De Angelis, E., Rispoli, R., Lazzarotto, F., & Aronica, A. (2018). Mercury sodium exospheric emission as a proxy for solar perturbations transit. *Scientific Reports*, 8(1), 928.
- Pan, D.-X., Khotyaintsev, Y. V., Graham, D. B., Vaivads, A., Zhou, X.-Z., André, M., Lindqvist, P.-A., Ergun, R. E., Le Contel, O., Russell, C. T., et al. (2018). Rippled Electron-Scale Structure of a Dipolarization Front. *Geophysical Research Letters*, 45(22), 12,116-112,124.
- Pan, D., Sun, W., Shi, Q., Tian, A., Yao, Z., Fu, S., Zong, Q., Zhou, X., & Pu, Z. (2016). THEMIS statistical study on the plasma properties of high-speed flows in Earth's magnetotail. *Science China Earth Sciences*, 59(3), 548-555.
- Partamies, N., Pulkkinen, T. I., McPherron, R. L., McWilliams, K., Bryant, C. R., Tanskanen, E., Singer, H. J., Reeves, G. D., & Thomsen, M. F. (2009). Statistical survey on sawtooth events, SMCs and isolated substorms. *Advances in Space Research*, 44(3), 376-384.
- Paschmann, G., Haerendel, G., Papamastorakis, I., Sckopke, N., Bame, S. J., Gosling, J. T., & Russell, C. T. (1982). Plasma and magnetic field characteristics of magnetic flux transfer events. *Journal of Geophysical Research: Space Physics*, 87(A4), 2159-2168.
- Paschmann, G., Papamastorakis, I., Baumjohann, W., Sckopke, N., Carlson, C. W., Sonnerup, B. U. Ö., & Lühr, H. (1986). The magnetopause for large magnetic shear: AMPTE/IRM observations. *Journal of Geophysical Research: Space Physics*, 91(A10), 11099-11115.
- Peale, S. J. (1976). Does Mercury have a molten core? *Nature*, 262(5571), 765-766.
- Perreault, P., & Akasofu, S. I. (1978). A study of geomagnetic storms. *Geophysical Journal International*, 54(3), 547-573.
- Pilcher, C. B., Ridgway, S. T., & McCord, T. B. (1972). Galilean Satellites: Identification of Water Frost. *Science*, 178(4065), 1087.

- Poh, G., Slavin, J. A., Jia, X., DiBraccio, G. A., Raines, J. M., Imber, S. M., Gershman, D. J., Sun, W.-J., Anderson, B. J., Korth, H., et al. (2016). MESSENGER observations of cusp plasma filaments at Mercury. *Journal of Geophysical Research: Space Physics*, 121(9), 8260-8285.
- Poh, G., Slavin, J. A., Jia, X., Raines, J. M., Imber, S. M., Sun, W.-J., Gershman, D. J., DiBraccio, G. A., Genestreti, K. J., & Smith, A. W. (2017a). Coupling between Mercury and its nightside magnetosphere: Cross-tail current sheet asymmetry and substorm current wedge formation. *Journal of Geophysical Research: Space Physics*, 122(8), 8419-8433.
- Poh, G., Slavin, J. A., Jia, X., Raines, J. M., Imber, S. M., Sun, W.-J., Gershman, D. J., DiBraccio, G. A., Genestreti, K. J., & Smith, A. W. (2017b). Mercury's cross-tail current sheet: Structure, X-line location and stress balance. *Geophysical Research Letters*, 44(2), 678-686.
- Poh, G., Slavin, J. A., Jia, X., Sun, W.-J., Raines, J. M., Imber, S. M., DiBraccio, G. A., & Gershman, D. J. (2018). Transport of Mass and Energy in Mercury's Plasma Sheet. *Geophysical Research Letters*, 45(22), 12,163-112,170.
- Poh, G., Slavin, J. A., Lu, S., Le, G., Ozturk, D. S., Sun, W.-J., Zou, S., Eastwood, J. P., Nakamura, R., Baumjohann, W., et al. (2019). Dissipation of Earthward Propagating Flux Rope Through Re-reconnection with Geomagnetic Field: An MMS Case Study. *Journal of Geophysical Research: Space Physics*, 124(9), 7477-7493.
- Potter, A. E., Killen, R. M., & Sarantos, M. (2006). Spatial distribution of sodium on Mercury. *Icarus*, 181(1), 1-12.
- Potter, A. E., & Morgan, T. (1985). Discovery of Sodium in the Atmosphere of Mercury. *Science*, 229(4714), 651.
- Potter, A. E., & Morgan, T. H. (1986). Potassium in the atmosphere of Mercury. *Icarus*, 67(2), 336-340.
- Pritchett, P. L., & Coroniti, F. V. (2010). A kinetic ballooning/interchange instability in the magnetotail. *Journal of Geophysical Research: Space Physics*, 115(A6).
- Pritchett, P. L., & Coroniti, F. V. (2013). Structure and consequences of the kinetic ballooning/interchange instability in the magnetotail. *Journal of Geophysical Research: Space Physics*, 118(1), 146-159.
- Provan, G., Yeoman, T. K., & Milan, S. E. (1998). CUTLASS Finland radar observations of the ionospheric signatures of flux transfer events and the resulting plasma flows. *Ann. Geophys.*, 16(11), 1411-1422.
- Pu, Z.-Y., & Kivelson, M. G. (1983). Kelvin-Helmholtz Instability at the magnetopause: Energy flux into the magnetosphere. *Journal of Geophysical Research: Space Physics*, 88(A2), 853-861.
- Pu, Z. Y., Raeder, J., Zhong, J., Bogdanova, Y. V., Dunlop, M., Xiao, C. J., Wang, X. G., & Fazakerley, A. (2013). Magnetic topologies of an in vivo FTE observed by Double Star/TC-1 at Earth's magnetopause. *Geophysical Research Letters*, 40(14), 3502-3506.
- Raeder, J. (2006). Flux Transfer Events: 1. generation mechanism for strong southward IMF. *Ann. Geophys.*, 24(1), 381-392.
- Raines, J. M., DiBraccio, G. A., Cassidy, T. A., Delcourt, D. C., Fujimoto, M., Jia, X., Mangano, V., Milillo, A., Sarantos, M., Slavin, J. A., et al. (2015). Plasma Sources in Planetary Magnetospheres: Mercury. *Space Science Reviews*, 192(1), 91-144.
- Raines, J. M., Gershman, D. J., Zurbuchen, T. H., Sarantos, M., Slavin, J. A., Gilbert, J. A., Korth, H., Anderson, B. J., Gloeckler, G., Krimigis, S. M., et al. (2013). Distribution and compositional variations of plasma ions in Mercury's space environment: The first three Mercury years of MESSENGER observations. *Journal of Geophysical Research: Space Physics*, 118(4), 1604-1619.
- Raines, J. M., Slavin, J. A., Zurbuchen, T. H., Gloeckler, G., Anderson, B. J., Baker, D. N., Korth, H., Krimigis, S. M., & McNutt, R. L. (2011). MESSENGER observations of the plasma environment near Mercury. *Planetary and Space Science*, 59(15), 2004-2015.
- Reiff, P. H., Spiro, R. W., & Hill, T. W. (1981). Dependence of polar cap potential drop on interplanetary parameters. *Journal of Geophysical Research: Space Physics*, 86(A9), 7639-7648.
- Rijnbeek, R. P., Cowley, S. W. H., Southwood, D. J., & Russell, C. T. (1984). A survey of dayside flux transfer events observed by ISEE 1 and 2 magnetometers. *Journal of Geophysical Research: Space Physics*, 89(A2), 786-800.
- Rivoldini, A., & Van Hoolst, T. (2013). The interior structure of Mercury constrained by the low-degree gravity field and the rotation of Mercury. *Earth and Planetary Science Letters*, 377-378, 62-72.
- Rong, Z. J., Ding, Y., Slavin, J. A., Zhong, J., Poh, G., Sun, W. J., Wei, Y., Chai, L. H., Wan, W. X., & Shen, C. (2018). The Magnetic Field Structure of Mercury's Magnetotail. *Journal of Geophysical Research: Space Physics*, 123(1), 548-566.
- Rong, Z. J., Wan, W. X., Shen, C., Li, X., Dunlop, M. W., Petrukovich, A. A., Zhang, T. L., & Lucek, E. (2011). Statistical survey on the magnetic structure in magnetotail current sheets. *Journal of Geophysical Research: Space Physics*, 116(A9).

- Rostoker, G., Akasofu, S.-I., Foster, J., Greenwald, R. A., Kamide, Y., Kawasaki, K., Lui, A. T. Y., McPherron, R. L., & Russell, C. T. (1980). Magnetospheric substorms—definition and signatures. *Journal of Geophysical Research: Space Physics*, 85(A4), 1663-1668.
- Runov, A., Angelopoulos, V., & Zhou, X. Z. (2012). Multipoint observations of dipolarization front formation by magnetotail reconnection. *Journal of Geophysical Research: Space Physics*, 117(A5).
- Russell, C. T., Baker, D. N., & Slavin, J. A. (1988). The magnetosphere of Mercury. In F. Vilas, C. R. Chapman, & M. S. Matthews (Eds.), *Mercury* (pp. 514-561). Tucson: University of Arizona Press.
- Russell, C. T., & Elphic, R. C. (1978). Initial ISEE magnetometer results: magnetopause observations. *Space Science Reviews*, 22(6), 681-715.
- Russell, C. T., & Walker, R. J. (1985). Flux transfer events at Mercury. *Journal of Geophysical Research: Space Physics*, 90(A11), 11067-11074.
- Ruzmaikin, A., Sokoloff, D., & Shukurov, A. (1989). The dynamo origin of magnetic fields in galaxy clusters. *Monthly Notices of the Royal Astronomical Society*, 241(1), 1-14.
- Saito, Y., Sauvaud, J. A., Hirahara, M., Barabash, S., Delcourt, D., Takashima, T., & Asamura, K. (2010). Scientific objectives and instrumentation of Mercury Plasma Particle Experiment (MPPE) onboard MMO. *Planetary and Space Science*, 58(1), 182-200.
- Sarantos, M., Killen, R. M., & Kim, D. (2007). Predicting the long-term solar wind ion-sputtering source at Mercury. *Planetary and Space Science*, 55(11), 1584-1595.
- Schmidt, C. A., Baumgardner, J., Mendillo, M., & Wilson, J. K. (2012). Escape rates and variability constraints for high-energy sodium sources at Mercury. *Journal of Geophysical Research: Space Physics*, 117(A3).
- Schriver, D., Trávníček, P. M., Anderson, B. J., Ashour-Abdalla, M., Baker, D. N., Benna, M., Boardsen, S. A., Gold, R. E., Hellinger, P., Ho, G. C., et al. (2011). Quasi-trapped ion and electron populations at Mercury. *Geophysical Research Letters*, 38(23).
- Scurry, L., Russell, C. T., & Gosling, J. T. (1994). Geomagnetic activity and the beta dependence of the dayside reconnection rate. *Journal of Geophysical Research: Space Physics*, 99(A8), 14811-14814.
- Shabansky, V. P. (1971). Some processes in the magnetosphere. *Space Science Reviews*, 12(3), 299-418.
- Shiokawa, K., Baumjohann, W., & Haerendel, G. (1997). Braking of high-speed flows in the near-Earth tail. *Geophysical Research Letters*, 24(10), 1179-1182.
- Shue, J.-H., Song, P., Russell, C. T., Steinberg, J. T., Chao, J. K., Zastenker, G., Vaisberg, O. L., Kokubun, S., Singer, H. J., Detman, T. R., et al. (1998). Magnetopause location under extreme solar wind conditions. *Journal of Geophysical Research: Space Physics*, 103(A8), 17691-17700.
- Sibeck, D. G., Lopez, R. E., & Roelof, E. C. (1991). Solar wind control of the magnetopause shape, location, and motion. *Journal of Geophysical Research: Space Physics*, 96(A4), 5489-5495.
- Sigmund, P. (1969). Theory of Sputtering. I. Sputtering Yield of Amorphous and Polycrystalline Targets. *Physical Review*, 184(2), 383-416.
- Siscoe, G. L., Ness, N. F., & Yeates, C. M. (1975). Substorms on Mercury? *Journal of Geophysical Research* (1896-1977), 80(31), 4359-4363.
- Sitnov, M. I., Swisdak, M., & Divin, A. V. (2009). Dipolarization fronts as a signature of transient reconnection in the magnetotail. *Journal of Geophysical Research: Space Physics*, 114(A4).
- Skoug, R. M., Bame, S. J., Feldman, W. C., Gosling, J. T., McComas, D. J., Steinberg, J. T., Tokar, R. L., Riley, P., Burlaga, L. F., Ness, N. F., et al. (1999). A prolonged He⁺ enhancement within a coronal mass ejection in the solar wind. *Geophysical Research Letters*, 26(2), 161-164.
- Slavin, J. A. (2004). Mercury's magnetosphere. *Advances in Space Research*, 33(11), 1859-1874.
- Slavin, J. A., Acuña, M. H., Anderson, B. J., Baker, D. N., Benna, M., Boardsen, S. A., Gloeckler, G., Gold, R. E., Ho, G. C., Korth, H., et al. (2009). MESSENGER Observations of Magnetic Reconnection in Mercury's Magnetosphere. *Science*, 324(5927), 606.
- Slavin, J. A., Acuña, M. H., Anderson, B. J., Baker, D. N., Benna, M., Gloeckler, G., Gold, R. E., Ho, G. C., Killen, R. M., Korth, H., et al. (2008). Mercury's Magnetosphere After MESSENGER's First Flyby. *Science*, 321(5885), 85.
- Slavin, J. A., Anderson, B. J., Baker, D. N., Benna, M., Boardsen, S. A., Gloeckler, G., Gold, R. E., Ho, G. C., Korth, H., Krimigis, S. M., et al. (2010a). MESSENGER Observations of Extreme Loading and Unloading of Mercury's Magnetic Tail. *Science*, 329(5992), 665.
- Slavin, J. A., Anderson, B. J., Baker, D. N., Benna, M., Boardsen, S. A., Gold, R. E., Ho, G. C., Imber, S. M., Korth, H., Krimigis, S. M., et al. (2012a). MESSENGER and Mariner 10 flyby observations of magnetotail structure and dynamics at Mercury. *Journal of Geophysical Research: Space Physics*, 117(A1).

- Slavin, J. A., Baker, D. N., Gershman, D. J., Ho, G. C., Imber, S. M., Krimigis, S. M., & Sundberg, T. (2018). Mercury's Dynamic Magnetosphere. In B. J. Anderson, L. R. Nittler, & S. C. Solomon (Eds.), *Mercury: The View after MESSENGER* (pp. 461-496). Cambridge: Cambridge University Press.
- Slavin, J. A., DiBraccio, G. A., Gershman, D. J., Imber, S. M., Poh, G. K., Raines, J. M., Zurbuchen, T. H., Jia, X., Baker, D. N., Glassmeier, K.-H., et al. (2014). MESSENGER observations of Mercury's dayside magnetosphere under extreme solar wind conditions. *Journal of Geophysical Research: Space Physics*, 119(10), 8087-8116.
- Slavin, J. A., & Holzer, R. E. (1979). The effect of erosion on the solar wind stand-off distance at Mercury. *Journal of Geophysical Research*, 84(A5), 2076-2082.
- Slavin, J. A., & Holzer, R. E. (1981). Solar wind flow about the terrestrial planets 1. Modeling bow shock position and shape. *Journal of Geophysical Research: Space Physics*, 86(A13), 11401-11418.
- Slavin, J. A., Imber, S. M., Boardsen, S. A., DiBraccio, G. A., Sundberg, T., Sarantos, M., Nieves-Chinchilla, T., Szabo, A., Anderson, B. J., Korth, H., et al. (2012b). MESSENGER observations of a flux-transfer-event shower at Mercury. *Journal of Geophysical Research: Space Physics*, 117(A12).
- Slavin, J. A., Lepping, R. P., Gjerloev, J., Fairfield, D. H., Hesse, M., Owen, C. J., Moldwin, M. B., Nagai, T., Ieda, A., & Mukai, T. (2003). Geotail observations of magnetic flux ropes in the plasma sheet. *Journal of Geophysical Research: Space Physics*, 108(A1), SMP 10-11-SMP 10-18.
- Slavin, J. A., Lepping, R. P., Wu, C.-C., Anderson, B. J., Baker, D. N., Benna, M., Boardsen, S. A., Killen, R. M., Korth, H., Krimigis, S. M., et al. (2010b). MESSENGER observations of large flux transfer events at Mercury. *Geophysical Research Letters*, 37(2).
- Slavin, J. A., Middleton, H. R., Raines, J. M., Jia, X., Zhong, J., Sun, W. J., Livi, S., Imber, S. M., Poh, G. K., Akhavan-Tafti, M., et al. (2019). MESSENGER Observations of Disappearing Dayside Magnetosphere Events at Mercury. *Journal of Geophysical Research: Space Physics*, 124(8), 6613-6635.
- Slavin, J. A., Tanskanen, E. I., Hesse, M., Owen, C. J., Dunlop, M. W., Imber, S., Lucek, E. A., Balogh, A., & Glassmeier, K. H. (2005). Cluster observations of traveling compression regions in the near-tail. *Journal of Geophysical Research: Space Physics*, 110(A6).
- Smith, A. W., Jackman, C. M., Frohmaier, C. M., Coxon, J. C., Slavin, J. A., & Fear, R. C. (2018a). Evaluating Single-Spacecraft Observations of Planetary Magnetotails With Simple Monte Carlo Simulations: 1. Spatial Distributions of the Neutral Line. *Journal of Geophysical Research: Space Physics*, 123(12), 10,109-110,123.
- Smith, A. W., Jackman, C. M., Frohmaier, C. M., Fear, R. C., Slavin, J. A., & Coxon, J. C. (2018b). Evaluating Single Spacecraft Observations of Planetary Magnetotails With Simple Monte Carlo Simulations: 2. Magnetic Flux Rope Signature Selection Effects. *Journal of Geophysical Research: Space Physics*, 123(12), 10,124-110,138.
- Smith, A. W., Slavin, J. A., Jackman, C. M., Fear, R. C., Poh, G.-K., DiBraccio, G. A., Jasinski, J. M., & Trenchi, L. (2017a). Automated force-free flux rope identification. *Journal of Geophysical Research: Space Physics*, 122(1), 780-791.
- Smith, A. W., Slavin, J. A., Jackman, C. M., Poh, G.-K., & Fear, R. C. (2017b). Flux ropes in the Hermean magnetotail: Distribution, properties, and formation. *Journal of Geophysical Research: Space Physics*, 122(8), 8136-8153.
- Solomon, S. C., & Anderson, B. J. (2018). The MESSENGER Mission: Science and Implementation Overview. In B. J. Anderson, L. R. Nittler, & S. C. Solomon (Eds.), *Mercury: The View after MESSENGER* (pp. 1-29). Cambridge: Cambridge University Press.
- Sonnerup, B. U. Ö. (1974). Magnetopause reconnection rate. *Journal of Geophysical Research (1896-1977)*, 79(10), 1546-1549.
- Sonnerup, B. U. Ö. (1979). Magnetic field reconnection. In *Space Plasma Physics: The study of Solar System plasmas* (pp. 879-972). Washington, D. C.: National Academy of Sciences.
- Spence, H. E., & Kivelson, M. G. (1993). Contributions of the low-latitude boundary layer to the finite width magnetotail convection model. *Journal of Geophysical Research: Space Physics*, 98(A9), 15487-15496.
- Starr, R. D., Schriver, D., Nittler, L. R., Weider, S. Z., Byrne, P. K., Ho, G. C., Rhodes, E. A., Schlemm II, C. E., Solomon, S. C., & Trávníček, P. M. (2012). MESSENGER detection of electron-induced X-ray fluorescence from Mercury's surface. *Journal of Geophysical Research: Planets*, 117(E12).
- Suess, S. T., & Goldstein, B. E. (1979). Compression of the Hermean magnetosphere by the solar wind. *Journal of Geophysical Research: Space Physics*, 84(A7), 3306-3312.

- Sun, W.-J., Slavin, J. A., Fu, S., Raines, J. M., Sundberg, T., Zong, Q.-G., Jia, X., Shi, Q., Shen, X., Poh, G., et al. (2015a). MESSENGER observations of Alfvénic and compressional waves during Mercury's substorms. *Geophysical Research Letters*, 42(15), 6189-6198.
- Sun, W. J., Fu, S. Y., Slavin, J. A., Raines, J. M., Zong, Q. G., Poh, G. K., & Zurbuchen, T. H. (2016). Spatial distribution of Mercury's flux ropes and reconnection fronts: MESSENGER observations. *Journal of Geophysical Research: Space Physics*, 121(8), 7590-7607.
- Sun, W. J., Raines, J. M., Fu, S. Y., Slavin, J. A., Wei, Y., Poh, G. K., Pu, Z. Y., Yao, Z. H., Zong, Q. G., & Wan, W. X. (2017). MESSENGER observations of the energization and heating of protons in the near-Mercury magnetotail. *Geophysical Research Letters*, 44(16), 8149-8158.
- Sun, W. J., Slavin, J. A., Dewey, R. M., Chen, Y., DiBraccio, G. A., Raines, J. M., Jasinski, J. M., Jia, X., & Akhavan-Tafti, M. (2020a). MESSENGER Observations of Mercury's Nightside Magnetosphere Under Extreme Solar Wind Conditions: Reconnection-Generated Structures and Steady Convection. *Journal of Geophysical Research: Space Physics*, 125(3), e2019JA027490.
- Sun, W. J., Slavin, J. A., Dewey, R. M., Raines, J. M., Fu, S. Y., Wei, Y., Karlsson, T., Poh, G. K., Jia, X., Gershman, D. J., et al. (2018). A Comparative Study of the Proton Properties of Magnetospheric Substorms at Earth and Mercury in the Near Magnetotail. *Geophysical Research Letters*, 45(16), 7933-7941.
- Sun, W. J., Slavin, J. A., Fu, S., Raines, J. M., Zong, Q.-G., Imber, S. M., Shi, Q., Yao, Z., Poh, G., Gershman, D. J., et al. (2015b). MESSENGER observations of magnetospheric substorm activity in Mercury's near magnetotail. *Geophysical Research Letters*, 42(10), 3692-3699.
- Sun, W. J., Slavin, J. A., Smith, A. W., Dewey, R. M., Poh, G. K., Jia, X., Raines, J. M., Livi, S., Saito, Y., Gershman, D. J., et al. (2020b). Flux Transfer Event Showers at Mercury: Dependence on Plasma β and Magnetic Shear and Their Contribution to the Dungey Cycle. *Geophysical Research Letters*, 47(21), e2020GL089784.
- Sun, W. J., Slavin, J. A., Tian, A. M., Bai, S. C., Poh, G. K., Akhavan-Tafti, M., Lu, S., Yao, S. T., Le, G., Nakamura, R., et al. (2019). MMS Study of the Structure of Ion-Scale Flux Ropes in the Earth's Cross-Tail Current Sheet. *Geophysical Research Letters*, 46(12), 6168-6177.
- Sundberg, T., Boardsen, S. A., Slavin, J. A., Anderson, B. J., Korth, H., Zurbuchen, T. H., Raines, J. M., & Solomon, S. C. (2012). MESSENGER orbital observations of large-amplitude Kelvin-Helmholtz waves at Mercury's magnetopause. *Journal of Geophysical Research: Space Physics*, 117(A4).
- Sundberg, T., Boardsen, S. A., Slavin, J. A., Blomberg, L. G., Cumnock, J. A., Solomon, S. C., Anderson, B. J., & Korth, H. (2011). Reconstruction of propagating Kelvin-Helmholtz vortices at Mercury's magnetopause. *Planetary and Space Science*, 59(15), 2051-2057.
- Sundberg, T., & Slavin, J. A. (2015). Mercury's Magnetotail. In A. Keiling, C. M. Jackman, & P. A. Delamere (Eds.), *Magnetotails in the Solar System* (pp. 21-42). Washington, D.C.: the American Geophysical Union and John Wiley and Sons, Inc.
- Swisdak, M., Opher, M., Drake, J. F., & Alouani Bibi, F. (2010). The vector direction of the interstellar magnetic field outside the heliosphere. *The Astrophysical Journal*, 710(2), 1769-1775.
- Takahashi, F., & Matsushima, M. (2006). Dipolar and non-dipolar dynamos in a thin shell geometry with implications for the magnetic field of Mercury. *Geophysical Research Letters*, 33(10).
- Tao, X., Zonca, F., Chen, L., & Wu, Y. (2020). Theoretical and numerical studies of chorus waves: A review. *Science China Earth Sciences*, 63(1), 78-92.
- Taylor, G. J., & Scott, E. R. D. (2005). Mercury. In A. M. Davis (Ed.), *Meteorites, Comets, and Planets, 1st Edition* (pp. 477-486): Elsevier Science.
- Thorne, R. M., Ni, B., Tao, X., Horne, R. B., & Meredith, N. P. (2010). Scattering by chorus waves as the dominant cause of diffuse auroral precipitation. *Nature*, 467(7318), 943-946.
- Tóth, G., & Odstrčil, D. (1996). Comparison of Some Flux Corrected Transport and Total Variation Diminishing Numerical Schemes for Hydrodynamic and Magnetohydrodynamic Problems. *Journal of Computational Physics*, 128(1), 82-100.
- Trávníček, P. M., Schriver, D., Hellinger, P., Herčík, D., Anderson, B. J., Sarantos, M., & Slavin, J. A. (2010). Mercury's magnetosphere-solar wind interaction for northward and southward interplanetary magnetic field: Hybrid simulation results. *Icarus*, 209(1), 11-22.
- Tsurutani, B. T., & Smith, E. J. (1974). Postmidnight chorus: A substorm phenomenon. *Journal of Geophysical Research (1896-1977)*, 79(1), 118-127.
- van Eyken, A. P., Rishbeth, H., Willis, D. M., & Cowley, S. W. H. (1984). Initial EISCAT observations of plasma convection at invariant latitudes 70°-77°. *Journal of Atmospheric and Terrestrial Physics*, 46(6), 635-641.

- Verhoeven, O., Tarits, P., Vacher, P., Rivoldini, A., & Van Hoolst, T. (2009). Composition and formation of Mercury: Constraints from future electrical conductivity measurements. *Planetary and Space Science*, 57(3), 296-305.
- Vervack Jr., R. J., Killen, R. M., McClintock, W. E., Merkel, A. W., Burger, M. H., Cassidy, T. A., & Sarantos, M. (2016). New discoveries from MESSENGER and insights into Mercury's exosphere. *Geophysical Research Letters*, 43(22), 11,545-511,551.
- Wagner, J. S., Kan, J. R., & Akasofu, S. I. (1979). Particle dynamics in the plasma sheet. *Journal of Geophysical Research: Space Physics*, 84(A3), 891-897.
- Walker, R. J., & Russell, C. T. (1985). Flux transfer events at the Jovian magnetopause. *Journal of Geophysical Research: Space Physics*, 90(A8), 7397-7404.
- Walsh, A. P., Haaland, S., Forsyth, C., Keesee, A. M., Kissinger, J., Li, K., Runov, A., Soucek, J., Walsh, B. M., Wing, S., et al. (2014). Dawn–dusk asymmetries in the coupled solar wind–magnetosphere–ionosphere system: a review. *Ann. Geophys.*, 32(7), 705-737.
- Walsh, B. M., Ryou, A. S., Sibeck, D. G., & Alexeev, I. I. (2013). Energetic particle dynamics in Mercury's magnetosphere. *Journal of Geophysical Research: Space Physics*, 118(5), 1992-1999.
- Wang, C.-P., Lyons, L. R., Weygand, J. M., Nagai, T., & McEntire, R. W. (2006). Equatorial distributions of the plasma sheet ions, their electric and magnetic drifts, and magnetic fields under different interplanetary magnetic field Bz conditions. *Journal of Geophysical Research: Space Physics*, 111(A4).
- Wardinski, I., Langlais, B., & Thébault, E. (2019). Correlated Time-Varying Magnetic Fields and the Core Size of Mercury. *Journal of Geophysical Research: Planets*, 124(8), 2178-2197.
- Wei, Y., Pu, Z., Hong, M., Zong, Q., Ren, Z., Fu, S., Xie, L., Alex, S., Cao, X., Wang, J., et al. (2009). Westward ionospheric electric field perturbations on the dayside associated with substorm processes. *Journal of Geophysical Research: Space Physics*, 114(A12).
- Wei, Y., Zhao, B., Li, G., & Wan, W. (2015). Electric field penetration into Earth's ionosphere: a brief review for 2000–2013. *Science Bulletin*, 60(8), 748-761.
- West Jr, H. I., Buck, R. M., & Kivelson, M. G. (1978a). On the configuration of the magnetotail near midnight during quiet and weakly disturbed periods: Magnetic field modeling. *Journal of Geophysical Research: Space Physics*, 83(A8), 3819-3829.
- West Jr, H. I., Buck, R. M., & Kivelson, M. G. (1978b). On the configuration of the magnetotail near midnight during quiet and weakly disturbed periods: State of the magnetosphere. *Journal of Geophysical Research: Space Physics*, 83(A8), 3805-3817.
- Wing, S., Johnson, J. R., Newell, P. T., & Meng, C. I. (2005). Dawn-dusk asymmetries, ion spectra, and sources in the northward interplanetary magnetic field plasma sheet. *Journal of Geophysical Research: Space Physics*, 110(A8).
- Winslow, R. M., Anderson, B. J., Johnson, C. L., Slavin, J. A., Korth, H., Purucker, M. E., Baker, D. N., & Solomon, S. C. (2013). Mercury's magnetopause and bow shock from MESSENGER Magnetometer observations. *Journal of Geophysical Research: Space Physics*, 118(5), 2213-2227.
- Winslow, R. M., Johnson, C. L., Anderson, B. J., Gershman, D. J., Raines, J. M., Lillis, R. J., Korth, H., Slavin, J. A., Solomon, S. C., Zurbuchen, T. H., et al. (2014). Mercury's surface magnetic field determined from proton-reflection magnetometry. *Geophysical Research Letters*, 41(13), 4463-4470.
- Winslow, R. M., Johnson, C. L., Anderson, B. J., Korth, H., Slavin, J. A., Purucker, M. E., & Solomon, S. C. (2012). Observations of Mercury's northern cusp region with MESSENGER's Magnetometer. *Geophysical Research Letters*, 39(8).
- Winslow, R. M., Lugaz, N., Philpott, L., Farrugia, C. J., Johnson, C. L., Anderson, B. J., Paty, C. S., Schwadron, N. A., & Asad, M. A. (2020). Observations of Extreme ICME Ram Pressure Compressing Mercury's Dayside Magnetosphere to the Surface. *The Astrophysical Journal*, 889(2), 184.
- Wurz, P., Whitby, J. A., Rohner, U., Martín-Fernández, J. A., Lammer, H., & Kolb, C. (2010). Self-consistent modelling of Mercury's exosphere by sputtering, micro-meteorite impact and photon-stimulated desorption. *Planetary and Space Science*, 58(12), 1599-1616.
- Wygant, J. R., Torbert, R. B., & Mozer, F. S. (1983). Comparison of S3-3 polar cap potential drops with the interplanetary magnetic field and models of magnetopause reconnection. *Journal of Geophysical Research: Space Physics*, 88(A7), 5727-5735.
- Xie, L., & Lee, L.-C. (2019). A New Mechanism for the Field Line Twisting in the Ionospheric Magnetic Flux Rope. *Journal of Geophysical Research: Space Physics*, 124(5), 3266-3275.

- Yagi, M., Seki, K., Matsumoto, Y., Delcourt, D. C., & Leblanc, F. (2017). Global Structure and Sodium Ion Dynamics in Mercury's Magnetosphere With the Offset Dipole. *Journal of Geophysical Research: Space Physics*, 122(11), 10,990-911,002.
- Yagitani, S., Ozaki, M., Sahraoui, F., Mirioni, L., Mansour, M., Chanteur, G., Coillot, C., Ruocco, S., Leray, V., Hikishima, M., et al. (2020). Measurements of Magnetic Field Fluctuations for Plasma Wave Investigation by the Search Coil Magnetometers (SCM) Onboard Bepicolombo Mio (Mercury Magnetospheric Orbiter). *Space Science Reviews*, 216(7), 111.
- Yakshinskiy, B. V., & Madey, T. E. (1999). Photon-stimulated desorption as a substantial source of sodium in the lunar atmosphere. *Nature*, 400(6745), 642-644.
- Yakshinskiy, B. V., & Madey, T. E. (2000). Desorption induced by electronic transitions of Na from SiO₂: relevance to tenuous planetary atmospheres. *Surface Science*, 451(1), 160-165.
- Yakshinskiy, B. V., & Madey, T. E. (2004). Photon-stimulated desorption of Na from a lunar sample: temperature-dependent effects. *Icarus*, 168(1), 53-59.
- Yan, G. Q., Mozer, F. S., Shen, C., Chen, T., Parks, G. K., Cai, C. L., & McFadden, J. P. (2014). Kelvin-Helmholtz vortices observed by THEMIS at the duskside of the magnetopause under southward interplanetary magnetic field. *Geophysical Research Letters*, 41(13), 4427-4434.
- Zebker, H. A., Stiles, B., Hensley, S., Lorenz, R., Kirk, R. L., & Lunine, J. (2009). Size and Shape of Saturn's Moon Titan. *Science*, 324(5929), 921.
- Zelenyi, L., Oka, M., Malova, H., Fujimoto, M., Delcourt, D., & Baumjohann, W. (2007). Particle Acceleration in Mercury's Magnetosphere. *Space Science Reviews*, 132(2), 593-609.
- Zhang, B., Brambles, O. J., Lotko, W., & Lyon, J. G. (2020). Is Nightside Outflow Required to Induce Magnetospheric Sawtooth Oscillations. *Geophysical Research Letters*, 47(6), e2019GL086419.
- Zhang, H., Khurana, K. K., Kivelson, M. G., Angelopoulos, V., Pu, Z. Y., Zong, Q.-G., Liu, J., & Zhou, X.-Z. (2008). Modeling a force-free flux transfer event probed by multiple Time History of Events and Macroscale Interactions during Substorms (THEMIS) spacecraft. *Journal of Geophysical Research: Space Physics*, 113(A1).
- Zhao, J.-T., Zong, Q.-G., Slavin, J. A., Sun, W.-J., Zhou, X.-Z., Yue, C., Raines, J. M., & Ip, W.-H. (2020). Proton Properties in Mercury's Magnetotail: A Statistical Study. *Geophysical Research Letters*, 47(19), e2020GL088075.
- Zhao, J. T., Sun, W.-J., Zong, Q. G., Slavin, J. A., Zhou, X. Z., Dewey, R. M., Poh, G. K., & Raines, J. M. (2019). A Statistical Study of the Force Balance and Structure in the Flux Ropes in Mercury's Magnetotail. *Journal of Geophysical Research: Space Physics*, 124(7), 5143-5157.
- Zhong, J., Lee, L. C., Wang, X. G., Pu, Z. Y., He, J. S., Wei, Y., & Wan, W. X. (2020a). Multiple X-line Reconnection Observed in Mercury's Magnetotail Driven by an Interplanetary Coronal Mass Ejection. *The Astrophysical Journal*, 893(1), L11.
- Zhong, J., Pu, Z. Y., Dunlop, M. W., Bogdanova, Y. V., Wang, X. G., Xiao, C. J., Guo, R. L., Hasegawa, H., Raeder, J., Zhou, X. Z., et al. (2013). Three-dimensional magnetic flux rope structure formed by multiple sequential X-line reconnection at the magnetopause. *Journal of Geophysical Research: Space Physics*, 118(5), 1904-1911.
- Zhong, J., Wan, W. X., Slavin, J. A., Wei, Y., Lin, R. L., Chai, L. H., Raines, J. M., Rong, Z. J., & Han, X. H. (2015a). Mercury's three-dimensional asymmetric magnetopause. *Journal of Geophysical Research: Space Physics*, 120(9), 7658-7671.
- Zhong, J., Wan, W. X., Wei, Y., Slavin, J. A., Raines, J. M., Rong, Z. J., Chai, L. H., & Han, X. H. (2015b). Compressibility of Mercury's dayside magnetosphere. *Geophysical Research Letters*, 42(23), 10,135-110,139.
- Zhong, J., Wei, Y., Lee, L. C., He, J. S., Slavin, J. A., Pu, Z. Y., Zhang, H., Wang, X. G., & Wan, W. X. (2020b). Formation of Macroscale Flux Transfer Events at Mercury. *The Astrophysical Journal*, 893(1), L18.
- Zhou, X., Büchner, J., Widmer, F., & Muñoz, P. A. (2018). Electron acceleration by turbulent plasmoid reconnection. *Physics of Plasmas*, 25(4), 042904.
- Zong, Q.-G., Zhou, X.-Z., Li, X., Song, P., Fu, S. Y., Baker, D. N., Pu, Z. Y., Fritz, T. A., Daly, P., Balogh, A., et al. (2007). Ultralow frequency modulation of energetic particles in the dayside magnetosphere. *Geophysical Research Letters*, 34(12).
- Zurbuchen, T. H., Raines, J. M., Gloeckler, G., Krimigis, S. M., Slavin, J. A., Koehn, P. L., Killen, R. M., Sprague, A. L., McNutt, R. L., & Solomon, S. C. (2008). MESSENGER Observations of the Composition of Mercury's Ionized Exosphere and Plasma Environment. *Science*, 321(5885), 90.

Zurbuchen, T. H., Raines, J. M., Slavin, J. A., Gershman, D. J., Gilbert, J. A., Gloeckler, G., Anderson, B. J., Baker, D. N., Korth, H., Krimigis, S. M., et al. (2011). MESSENGER Observations of the Spatial Distribution of Planetary Ions Near Mercury. *Science*, 333(6051), 1862.